

AUGUST 2025

Colorado Department of Public Safety

Division of Criminal Justice

Office for Victims Programs



COLORADO
Division of Criminal Justice
Department of Public Safety



Colorado Local Victim & Witness Assistance and Law Enforcement
Annual Program and Administrative Fund Reports
2024 Calendar Year

The Division of Criminal Justice is committed to the full inclusion of all individuals, and we are continually making changes to improve accessibility and usability of our services. As part of this commitment, The Division of Criminal Justice Division is prepared to offer reasonable accommodations for those who have difficulty engaging with our content.

As an example, documents can be produced in an alternative file format upon request.

To request this and other accommodations, or to discuss your needs further, please contact The Office of Victims Programs at 720 672-2166 or kate.horn-murphy@state.co.us

Local Victim and Witness Assistance & Law Enforcement Programs Financial Assistance For Crime Victim Services

OFFICE FOR VICTIMS PROGRAMS MISSION

To support victims/survivors, communities, service providers, and agencies using our diverse expertise and backgrounds by:

- Serving as good stewards in the dissemination of public funds;
 - Bridging the gap between victims/survivors and the criminal justice system, helping them navigate its complexities while promoting fairness and justice;
 - Training across multiple sectors to strengthen the capabilities of agencies;
 - Collaborating with communities, policy makers, and stakeholders to enhance the response to victims/survivors of crime;
 - Influencing public policy that prioritizes victims' rights, safety, and healing.
-

Stan Hilkey
Department of Public Safety Executive Director

Matthew M. Lunn, Ph.D.
Division of Criminal Justice Director

Kelly Kissell
Office for Victims Programs Manager

Berit Evans
Program Assistant

Kate Horn-Murphy
State Crime Victim Compensation & Local VALE Administrator

COLORADO DEPARTMENT OF PUBLIC SAFETY
DIVISION OF CRIMINAL JUSTICE OFFICE FOR VICTIMS PROGRAMS
700 KIPLING STREET, SUITE 1000
DENVER, CO 80215

PHONE: 303-239-5719 / TOLL FREE 1-888-282-1080

FAX: 303-239-5743

WEBSITE: <https://dcj.colorado.gov/>

Table of Contents

Colorado Local VALE 2024 Annual Report Executive Summary	5
Colorado Local VALE Programs Ability to Meet Crime Victim Needs.....	6
Colorado Local VALE Statutory Structure	7
Colorado Judicial District Map	8
Colorado Local VALE Funding Sources.....	9
Colorado Historical Local VALE Victim Services Funding Overview.....	11
Colorado Summary CY 2024 Local VALE Grant and Training Awards.....	12
Colorado CY 2024 Judicial District Local VALE Program Activity	14
2024 Local Victim & Witness Assistance and Law Enforcement Individual Judicial Districts	17
1 st Judicial District.....	18
2 nd Judicial District.....	21
3 rd Judicial District	24
4 th Judicial District	26
5 th Judicial District	29
6 th Judicial District	30
7 th Judicial District	31
8 th Judicial District	32
9 th Judicial District	35
10 th Judicial District	37
11 th Judicial District	39
12 th Judicial District	40
13 th Judicial District	42
14 th Judicial District	43
15 th Judicial District	44
16 th Judicial District	45
17 th Judicial District	46
18 th Judicial District	49
19 th Judicial District	52
20 th Judicial District	55
21 st Judicial District.....	57
22 nd Judicial District.....	59
District Attorney Offices VALE Administrative Fund.....	60
Colorado Local VALE Program Contact Information	62

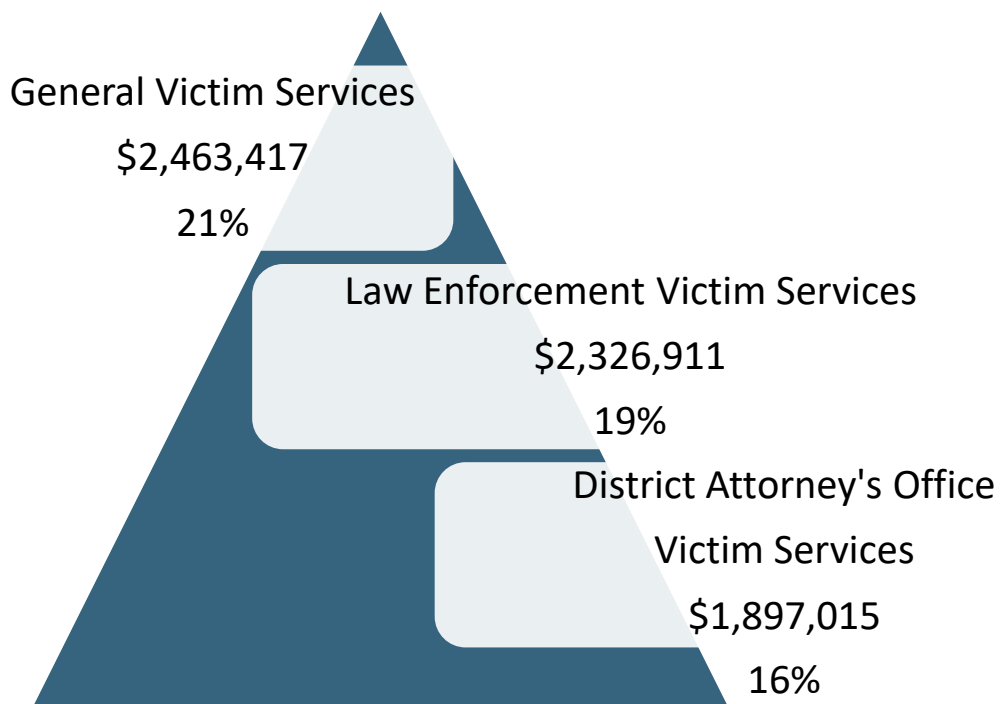
Colorado Local VALE 2024 Annual Report Executive Summary

Colorado’s local Victim and Witness Assistance and Law Enforcement (VALE) funding structure is unique in the nation. There is no other state that has legislated local funding for agencies providing direct services to crime victims.

- \$ 12,221,585 State Aggregate Local VALE Grant Funds Paid
- \$ 12,164,163 State Aggregate Local VALE Funds Paid for Agency Services
- \$ 190,688 State Aggregate Local VALE Funds Paid for Victim Services Training
- \$ 9,366,309 State Aggregate Local VALE Court Ordered Surcharges Collected

CY 2024 Colorado Top 3 Local VALE Grant Funded Victim Services

Figure 1 shows the top three local VALE funded direct victim services in CY 2024



Local VALE Annual Reports

C.R.S. §24-4.2-108 mandates that each local VALE program submit to the Division of Criminal Justice an annual report detailing:

- 1) Amount of funds granted to agencies;
- 2) Number and type of agencies applying for grant funds; and,
- 3) Projects and services for which grants were awarded.

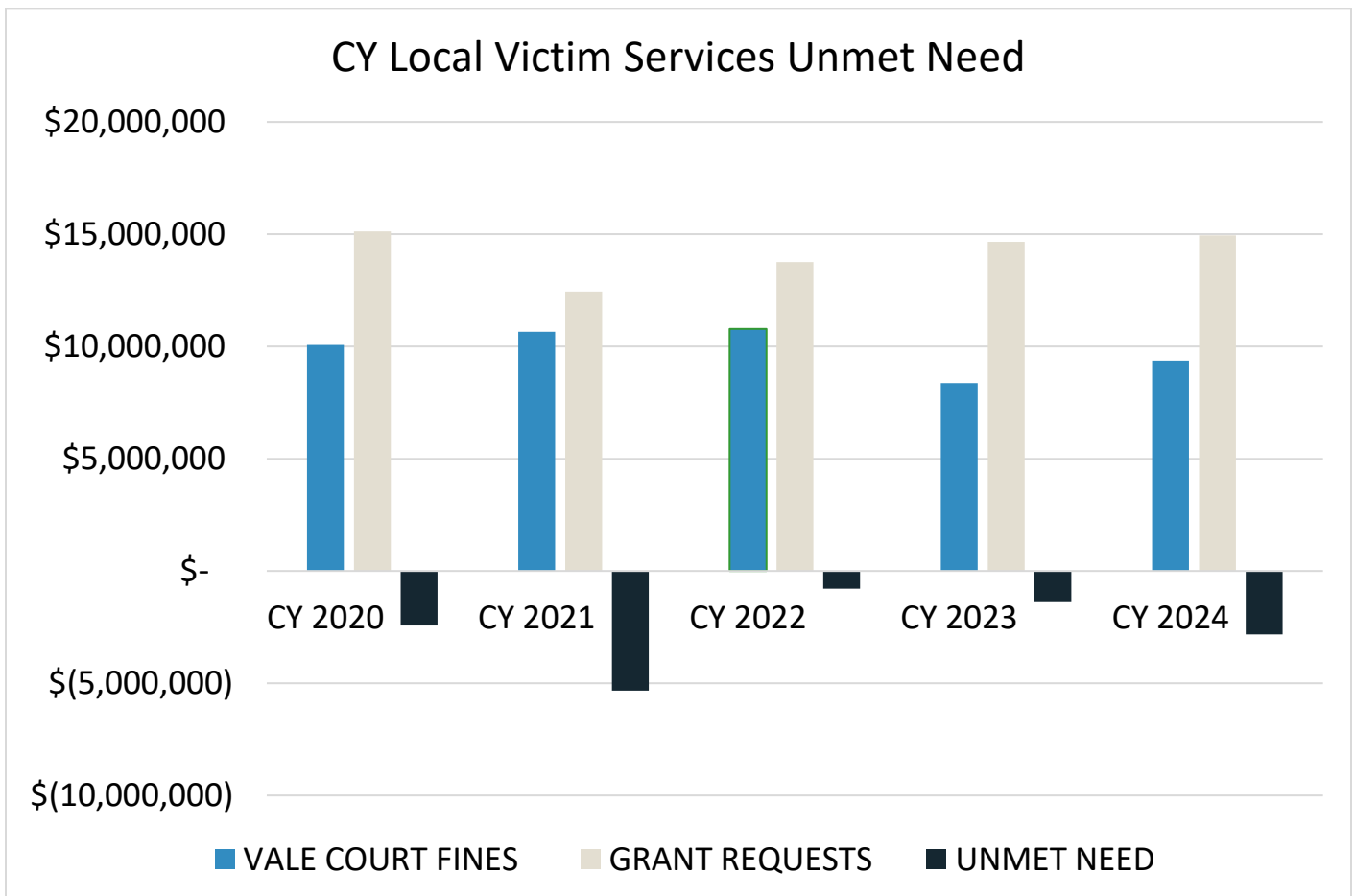
The CY 2024 Local VALE Report reflects the information provided by each local VALE program for the period of January 1 through December 31. Individual judicial district local VALE program activity for CY 2024 begins on page 17. For questions regarding individual local VALE program activity, please contact the local VALE Program administrator for the judicial district.

Colorado Local VALE Programs Ability to Meet Crime Victim Needs

On average, funds available to local VALE Boards over the past decade has been sufficient to pay 80% of funds requested by agencies to provide direct services to victims in their communities. Other possible sources of funding to pay for these critical services have been the competitive grant process for federal funds from the Victims of Crime Act (VOCA) and the Violence Against Women Act (VAWA). However, like local VALE fund collections, federal funding sources also have been declining in the past calendar years.

The chart below shows the difference between the dollar amount of local VALE grant requests received and the dollar amount of local VALE court fines collected to allocate for grant awards. This chart illustrates that over the past five years, local VALE programs have received an average of 20% more in requests than funds available.

Figure 2 shows the dollar amount of unmet grant funding needs for local victim services by calendar year in a bar graph format.



CY 2020 – CY 2024 AVERAGE DIFFERENCE BETWEEN
VALE COURT FINES COLLECTIONS and GRANT REQUESTS

\$(2,935,899)

Colorado Local VALE Statutory Structure

In 1984, the General Assembly approved legislation to establish the Assistance to Victims of and Witnesses to Crimes and Aid to Law Enforcement Act (VALE). The VALE Act has been amended several times since its original passage in 1984. The legislation established a way to fund agencies to deliver services to crime victims through local VALE programs created in each of Colorado's 22 judicial districts. Effective January 2025 will be 23 judicial districts. The VALE statute outlines services for crime victims that may be considered for funding. Each judicial district is responsible for the administration, financial management, and decisions regarding disbursing their local VALE funds. Each judicial district local VALE program maintains bylaws, policies and procedures which are updated annually.

The Crime Victim Services Advisory Board (Advisory Board) is responsible for overseeing the development, and compliance with, the *Standards for the Administration of Victim and Witness & Law Enforcement Programs (VALE Standards)*. The *Standards* were established in 1992 and have been updated periodically.

Local VALE Funding Decision Making

The Act provides for a five-member board appointed by the Chief Judge in each judicial district. Each local board accepts grant applications and makes decisions regarding the use of local VALE funds in that judicial district.

Local VALE Funding Priorities

There are two priority funding areas for local VALE funding pursuant to the current Colorado statute:

- Funding for programs that have statutory responsibilities pursuant to the Victim Rights Act (C.R.S. §24-4.1-302.5; §24-4.1-303; and §24-4.1-304).
- Funding for victim and witness services which are listed in C.R.S. §24-4.2-105(4). This includes, but is not limited to, crisis intervention services, referrals of victims to appropriate community services and victim compensation programs, translator services and counseling.

Per Colorado statute, agencies may submit a grant application for funding in the judicial district where services are being, or will be, provided. Local VALE revenue is generally insufficient to fully fund all grant application requests for direct victim services. For that reason, local VALE programs may also require agencies to demonstrate that they have sought other funding sources to pay for direct victim services. Additional information regarding a specific VALE program is available by contacting the judicial district VALE Program Administrator.

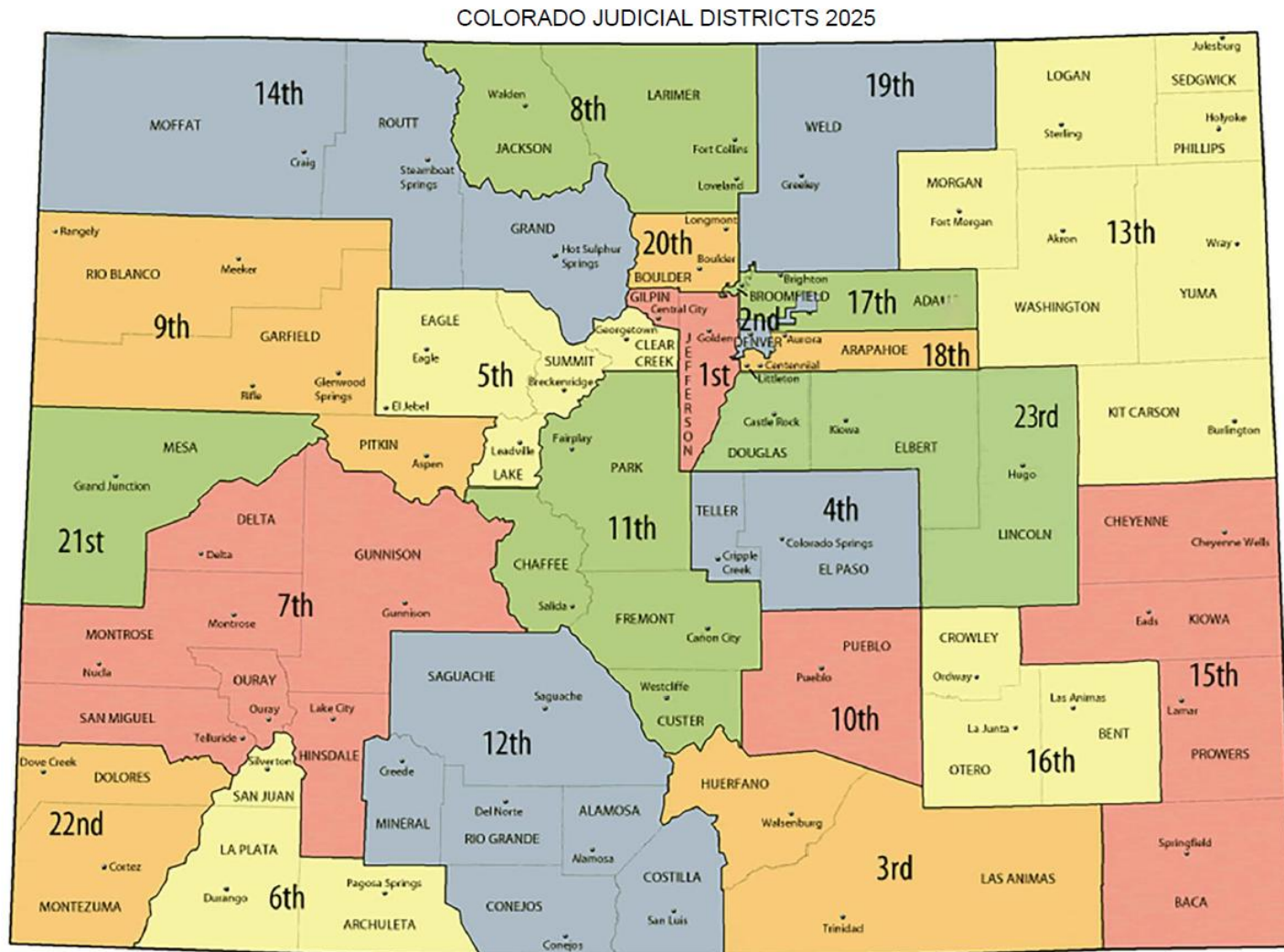
Colorado Judicial District Map

The map below includes the new 23rd Judicial district that officially started in January, 2025.

Contact information and interactive map of local judicial district local VALE Program Administrators can be found:

<https://dcj.colorado.gov/dcj-offices/victims-programs/grant-funding-for-agencies/local-victim-assistance-and-law-enforcement>

Figure 3 Map of Judicial Districts of Colorado



Colorado Local VALE Funding Sources

State Criminal Fines and Surcharges

Local VALE Programs in Colorado’s 22 judicial districts receive funding from fines and surcharges assessed, and collected, at both the state and federal level. Local VALE funds are assessed and collected from offenders who are convicted of, or receive a deferred sentence for, crimes and/or traffic offenses.

Local VALE fines and surcharges are assessed and collected at the local judicial district level, by statute, as follows:

Felony	\$ 163.00
Misdemeanor	\$ 78.00
Class 1 Misdemeanor Traffic Offenses	\$ 46.00
Class 2 Misdemeanor Traffic Offenses	\$ 33.00

Class A or class B traffic infraction – as delineated in C.R.S. §24-4.1-119 (f)(I) and C.R.S. §42-4-1701 (4). *(Fees vary as to the type of infraction.)*

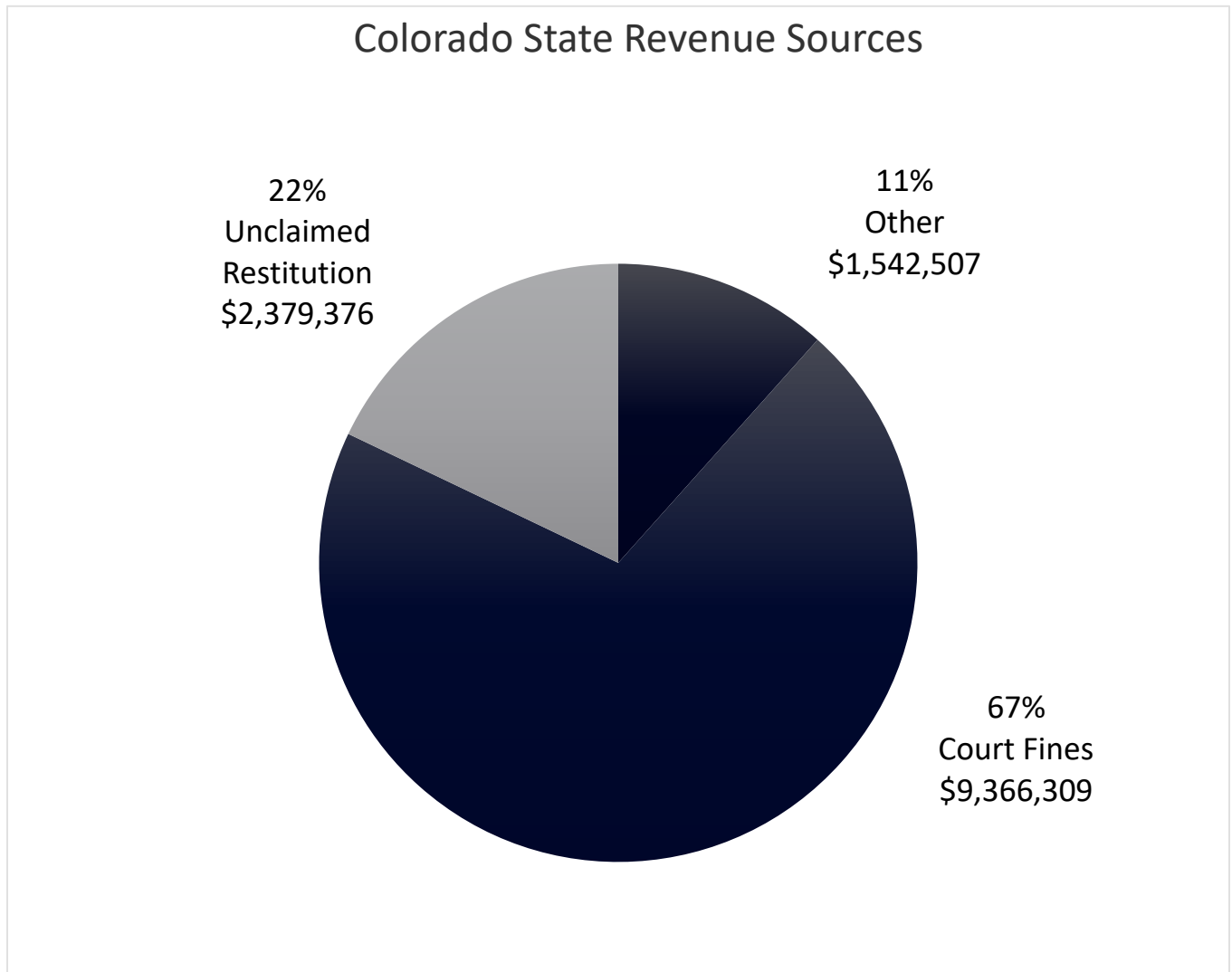
Statutory surcharges assessed and collected by the courts makes up 67% of local VALE funding. Waiving the assessment of VALE surcharges by judges for criminal convictions *significantly* impacts the level of funding available in local judicial districts to pay for direct services to crime victims and survivors.

The other major funding source for local VALE funding is deposits of unclaimed restitution (22%). Pursuant to C.R.S. § 16-18.5-109 when no victim can be reasonably located, or the victim declines to accept restitution ordered from a criminal action, restitution shall be paid to the local VALE fund or the Crime Victim Compensation (CVC) fund in the judicial district where the crime occurred. This is referred to as unclaimed restitution. Annually, the VALE Board chair, in consultation with the VALE Board, and the CVC Board chair, in consultation with the CVC Board, designate how unclaimed or declined restitution funds are divided between the two funds for the next calendar year.

In the majority of judicial districts, the local VALE fund is designated to receive unclaimed or declined restitution funds. This is largely due to the ability of local CVC programs to request, and receive, federal VC funds if needed. Colorado currently does not have any other funding options for local VALE programs.

Other Revenue Sources

Figure 4 State revenue sources for Colorado local VALE programs from CY 2024 data provided by the State Court Administrator Office (SCAO). This is total revenue deposited prior deducting the amounts allocated to the District Attorney Administrative fund and State VALE.

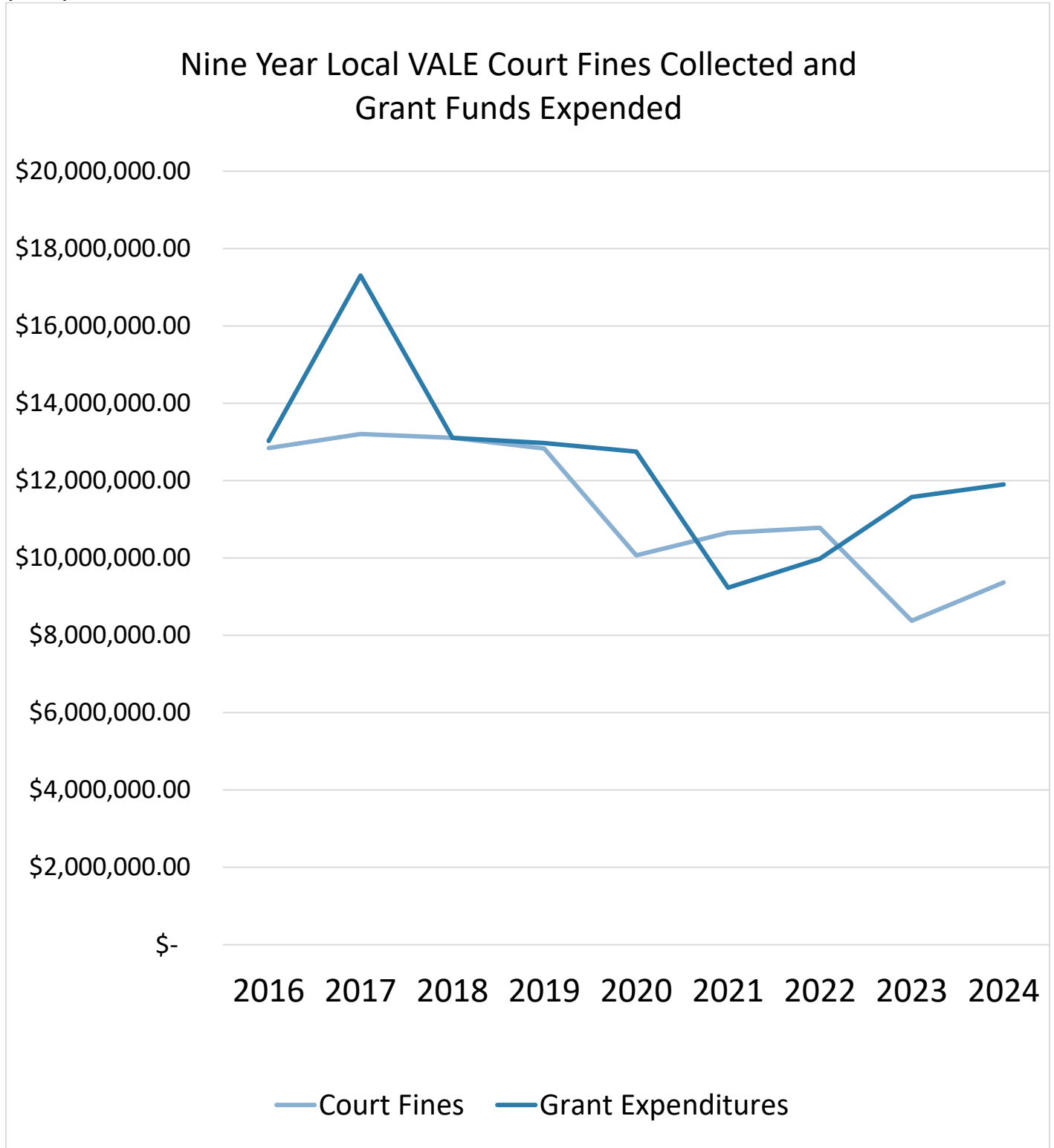


*Other revenue includes Model Traffic Code and Department of Wildlife violations, Department of Revenue, HB 21-1315 and Community Correction Escapee deposits, interest earned on the state dollars collected and donations to the fund.

Colorado Historical Local VALE Victim Services Funding Overview

CY 2024 Historical Local VALE State Revenue and Expenditures

Figure 5 shows aggregate local VALE revenue and expenditures for a nine-year calendar year period in a line chart format.



Colorado Summary CY 2024 Local VALE Grant and Training Awards

During CY 2024, 256 program and 85 training grants were awarded to various organizations by local VALE boards. This is approximately 8% fewer local VALE grant applications awarded than in CY 2023. Criminal court ordered local VALE surcharges collected in CY 2024 increased approximately 11% from CY 2023.

CY 2024 Amount Approved VALE Grant and Scholarships by Services Table

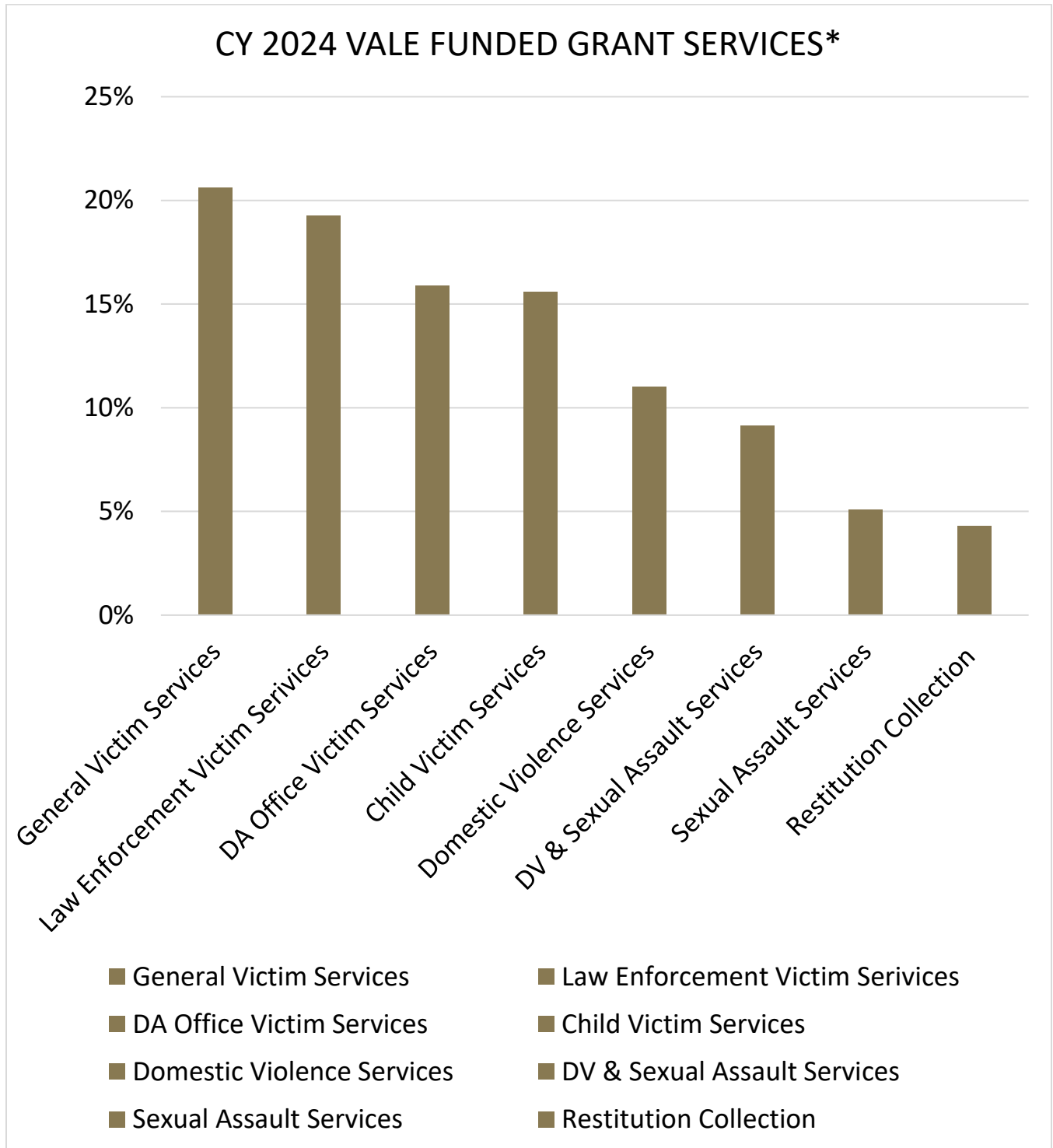
Table 1 shows the dollar amount of calendar year 2024 VALE grant program and training funds allocated by victim service category in a table format.

PERCENTAGE OF TOTAL	SERVICE CATEGORY OF GRANT AWARD	TOTAL AWARDS
21%	General Victim Services	\$ 2,463,417
19%	Law Enforcement Victim Services	\$ 2,326,911
16%	District Attorney Office Victim Services	\$ 1,897,015
16%	Child Victim Services	\$ 1,864,740
10%	Domestic Violence Services	\$ 1,278,883
9%	Domestic Violence (DV) & Sexual Assault Services	\$ 1,031,718
5%	Sexual Assault Services	\$ 607,383
4%	Restitution Collection Program Services	\$ 513,390
TOTAL		\$ 12,025,457*

* This amount is different than the state aggregate of local VALE funds paid on page 4 because one judicial district did not return completed CY 2024 reports with information for the dollar amount of grant funds awarded by type of victim services program or training.

CY 2024 Amount Approved VALE Grant and Training by Victim Services Chart

Figure 6 shows the dollar amount of calendar year 2024 VALE grant program and training funds allocated by victim service category in a bar graph format.



* The amount used to calculate this chart was different than the state aggregate of local VALE funds paid on page 4 because two judicial districts did not return completed CY 2024 reports with information for the dollar amount of grant funds awarded by type of victim services program or training.

Colorado CY 2024 Judicial District Local VALE Program Activity

CY 2024 VALE Grants Received and Approved

Table 2 shows the number of calendar year 2024 grants received, denied, reconsidered and approved by each judicial district local VALE program.

Judicial District	VALE Applications Submitted	VALE Grants Approved	VALE Training Awarded	Grants		Grant Cycles
				Denied	Reconsidered	
1	25	22	12	3	0	July 23 - June 24 July 24- June 25
2	26	26	19	0	0	Jan 24- Dec 24
3	3	3	0	0	0	Jan 24- Dec 24
4	17	16	7	1	0	Jan 24- Dec 24
5	12	11	0	1		Jan 24- Dec 24
6	UNAVAILABLE	DATA	FOR OVP			Jan 24- Dec 24
7	10	10	0	0	0	Jan 24- Dec 24
8	19	19	3	0	0	Jan 24- Dec 24
9	7	7	3	0	0	Jan 24- Dec 24
10	9	9	5	0	0	Jan 24- Dec 24
11	6	5	0	1	0	Jan 24- Dec 24
12	4	4	0	0	0	Jan 24- Dec 24
13	7	7	3	0	0	Jan 24- Dec 24
14	9	9	0	0	0	Jan 24- Dec 24
15	5	5	0	0	0	Jan 24- Dec 24
16	4	4	0	0	0	Jan 24- Dec 24
17	27	27	2	0	0	Jan 24- Dec 24
18	34	34	17	0	0	July 23 - June 24 July 24- June 25
19	14	14	10	0	0	Jan 24- Dec 24
20	13	13	0	0	0	Jan 24- Dec 24
21	13	13	4	0	0	Jan 24- Dec 24
22	4	4	0	0	0	Jan 24- Dec 24

CY 2024 VALE Grant and Training Awards by Services

Table 3 is a summary of CY 2024 local VALE grant programs and trainings awarded in each judicial district by victim service category.

JD	DA Office Victim Services	Law Enforcement Based Victim Services		General Victim Services	Domestic Violence Services	Sexual Assault Services	Domestic Violence & Sexual Assault	Child Victim Services	Restitution Collection Services	TOTAL VALE Grant Awards
		Police	Sheriff							
1	\$ 0	\$ 128,375	\$ 120,000	\$ 330,263	\$ 269,725	\$ 72,083	\$ 59,550	\$ 274,725	\$ 0	\$ 1,254,721
2	\$ 24,704	\$ 0	\$ 0	\$ 449,282	\$ 127,625	\$ 69,200	\$ 42,100	\$ 122,100	\$ 0	\$ 835,011
3	\$ 0	\$	\$ 24,000	\$ 0	\$ 0	\$ 0	\$ 40,000	\$ 2,000	\$ 0	\$ 66,000
4	\$ 302,026	\$ 330,641	\$ 172,181	\$ 231,451	\$ 4,221	\$ 0	\$ 300,000	\$ 223,304	\$ 295,000	\$ 1,858,824
5	\$ 62,624	\$ 0	\$ 52,743	\$ 57,099	\$ 0	\$ 0	\$ 223,207	\$ 37,215	\$ 0	\$ 432,888
6	DATA	NOT	AVAILABLE	FOR	OVP					\$196,128
7	\$ 127,781	\$ 136,197	\$ 57,330	\$ 0	\$ 0	\$ 32,850	\$ 0	\$ 0	\$ 0	\$ 354,158
8	\$ 96,500	\$ 135,425	\$ 45,000	\$ 45,000	\$ 166,500	\$ 59,000	\$ 0	\$ 229,000	\$ 50,000	\$ 826,425
9	\$ 100,000	\$ 0	\$ 0	\$ 41,488	\$ 8,034	\$ 0	\$ 58,699	\$ 100,656	\$ 0	\$ 308,877
10	\$ 2,000	\$ 0	\$ 38,000	\$ 28,000	\$ 37,500	\$ 46,000	\$ 38,000	\$ 65,000	\$ 0	\$ 254,500
11	\$ 93,864	\$ 0	\$ 127,119	\$ 0	\$ 0	\$ 0	\$ 0	\$ 0	\$ 0	\$ 220,983
12	\$ 125,335	\$ 25,000	\$ 0	\$ 12,000	\$ 0	\$ 0	\$ 10,633	\$ 0	\$ 0	\$ 172,968
13	\$139,415	\$ 0	\$ 146,320	\$ 0	\$ 0	\$ 0	\$ 0	\$ 0	\$ 0	\$ 285,735
14	\$ 40,000	\$ 6,339	\$ 0	\$ 0	\$ 9,000	\$ 0	\$ 98,400	\$ 51,000	\$ 0	\$ 204,739
15	\$ 18,099	\$ 27,000	\$ 0	\$ 0	\$ 0	\$ 0	\$ 20,500	\$ 5,000	\$ 0	\$ 70,599
16	\$ 45,000	\$ 0	\$ 0	\$ 0	\$ 0	\$ 0	\$ 10,000	\$ 18,000	\$ 0	\$ 73,000
17	\$ 5,000	\$ 103,100	\$ 0	\$ 486,802	\$ 49,961	\$ 141,424	\$ 59,533	\$ 201,114	\$128,390	\$ 1,175,324
18	\$ 271,759	\$ 151,727	\$ 142,180	\$ 599,761	\$ 347,664	\$ 106,653	\$ 0	\$ 191,489	\$ 0	\$ 1,811,233
19	\$ 158,805	\$ 159,957	\$ 40,980	\$ 104,514	\$ 35,000	\$ 47,500	\$ 76,438	\$ 120,918	\$ 0	\$ 744,112
20	\$ 174,972	\$ 43,325	\$ 44,730	\$ 57,757	\$ 114,653	\$ 32,673	\$ 0	\$ 56,900	\$ 0	\$ 525,010
21	\$ 85,000	\$ 23,800	\$ 45,442	\$ 20,000	\$ 91,000	\$ 0	\$ 34,658	\$ 141,719	\$ 40,000	\$ 481,619
22	\$ 24,131	\$ 0	\$ 0	\$ 0	\$ 18,000	\$ 0	\$ 0	\$ 26,600	\$ 0	\$ 68,731
TOTAL	\$1,897,015	\$1,270,886	\$ 1,056,025	\$ 2,463,417	\$ 1,278,883	\$ 607,383	\$ 1,071,718	\$ 1,866,740	\$ 513,390	\$12,221,585

CY 2024 VALE Award Allocations by Fund

Each local VALE fund has two allocation sources: “Victim Assistance” and “Law Enforcement”. VALE Boards have the statutory authority to determine which source grant funds are allocated from. VALE Boards generally designate funds to be allocated from the “Victim Assistance” source for grants providing direct services to victims and for training. This includes grants for law enforcement agencies performing victim service related activities.

Table 4 The table below shows which fund VALE grants and training scholarships were paid from in CY 2024.

JUDICIAL DISTRICT	VICTIM ASSISTANCE	LAW ENFORCEMENT	TOTAL GRANT AWARDS
1	\$ 1,254,721	\$ 0	\$ 1,254,721
2	\$ 835,011	\$ 0	\$ 835,011
3	\$ 66,000	\$ 0	\$ 66,000
4	\$ 1,360,283	\$ 498,541	\$ 1,858,824
5	\$ 432,888	\$	\$ 432,888
6	\$ 196,128	\$	\$ 196,128
7	\$ 354,158	\$ 0	\$ 354,158
8	\$ 826,425	\$ 0	\$ 826,425
9	\$ 308,877	\$ 0	\$ 308,877
10	\$ 254,500	\$ 0	\$ 254,500
11	\$ 220,983	\$ 0	\$ 220,983
12	\$ 172,968	\$ 0	\$ 172,968
13	\$ 285,735	\$ 0	\$ 285,735
14	\$ 204,739	\$ 0	\$ 204,739
15	\$ 43,599	\$ 27,000	\$ 70,599
16	\$ 73,000	\$ 0	\$ 73,000
17	\$ 1,175,324	\$ 0	\$ 1,175,324
18	\$ 1,811,233	\$	\$ 1,811,233
19	\$ 743,100	\$ 1,021	\$ 744,112
20	\$ 525,010	\$ 0	\$ 525,010
21	\$ 481,619	\$ 0	\$ 481,619
22	\$ 68,731	\$ 0	\$ 68,731

2024 Local Victim & Witness Assistance and Law
Enforcement Individual Judicial Districts

VALE Program and Training Annual Reports

January 1 thru December 31, 2024

1st Judicial District

Jefferson and Gilpin Counties

Program Administrator: Allison Boyd
aboyd@jeffco.us

1st Judicial District CY 2024 Local VALE Activity

Program Grant Awards	\$ 1,224,668
Training Grant Awards	\$ 30,053
CY 2024 Total 1st JD VALE Grant Awards	\$ 1,254,721
CY 2024 Total 1 st JD VALE State Revenue	\$ 1,098,907

1st Judicial District VALE Victim Services Program and Training Grant Awards
Funded on Next Two Pages

1st Judicial District

2024 VALE GRANT FUNDED VICTIM SERVICES PROGRAMS

AGENCY NAME	PROGRAM	GRANT AWARD
GENERAL VICTIM SERVICES		
COVA	Victim Services Intern Program	\$ 44,763
Senior Resource Center	Victim Services for Older Adults	\$ 38,000
Aurora Mental Health & Recovery	Victim Assistance Program	\$ 13,475
Victim Outreach, Inc.	Victim Subsidy Fund	\$ 30,000
Justice & Mercy Legal Aid Clinic	1 st JD Legal Services for Victims	\$ 95,000
Mothers Against Drunk Driving	1 st JD MADD Victim Services	\$ 18,000
Rocky Mountain Victim Law Center	Victim Rights & Legal Issues	\$ 25,000
DOVE	Victim Advocacy	\$ 25,925
Intervention, Inc.	Victim Services Specialist	\$ 25,000
People Comforters	People Comforters	\$ 7,000
DOMESTIC VIOLENCE (DV) SERVICES		
Family Tree	Legal Advocacy Program	\$ 135,000
Family Tree	DV Outreach and Advocacy	\$ 75,000
Servicios de La Raza	Spanish-Speaking Victim Services	\$ 55,000
SEXUAL ASSAULT (SA) SERVICES		
The Blue Bench	Blue Bench Victim Services	\$ 27,205
WINGS	Services for Survivors	\$ 42,500
DOMESTIC VIOLENCE & SEXUAL ASSAULT SERVICES		
PeaceWorks, Inc.	DV & SA Victim Services	\$ 24,000
The Initiative	Survivors with Disabilities	\$ 31,500
CHILD VICTIM SERVICES		
Ralston House	Child Advocacy Center	\$ 190,000
CASA of Jefferson & Gilpin Counties	CASA	\$ 80,000
LAW ENFORCEMENT VICTIM SERVICES		
Victim Outreach, Inc.	Victim Assistance Program	\$ 125,000
Gilpin Victim Services	Victim Advocates	\$ 42,300
Jefferson County Sheriff's Office	Victim Services Unit	\$ 75,000

1st Judicial District

2024 VALE FUNDED VICTIM SERVICES TRAINING

AGENCY NAME	TRAINING	GRANT AWARD
GENERAL VICTIM SERVICES		
Intervention, Inc.	2024 COVA Conference	\$ 675
Mothers Against Drunk Driving	2024 COVA Conference	\$ 2,025
Aurora Mental Health Center	2024 COVA Conference	\$ 2,700
Justice & Mercy Legal Aid Clinic	2024 COVA Conference	\$ 2,700
DOMESTIC VIOLENCE SERVICES		
Family Tree	2024 COVA Conference	\$ 4,725
SEXUAL ASSAULT SERVICES		
The Blue Bench	2024 COVA Conference	\$ 1,350
WINGS	2024 COVA Conference	\$ 1,028
DOMESTIC VIOLENCE & SEXUAL ASSAULT SERVICES		
Peaceworks	2024 COVA Conference	\$ 2,700
The Initiative	2024 COVA Conference	\$ 1,350
CHILD VICTIM SERVICES		
Ralston House	2024 COVA Conference	\$ 4,725
LAW ENFORCEMENT VICTIM SERVICES		
Jefferson County Sheriff's Office	2024 COVA Conference	\$ 2,700
Victim Outreach, Inc.	2024 COVA Conference	\$ 3,375

2nd Judicial District

Denver Counties

Program Administrator: Julie Madden Brackley
Julie.brackley@denverda.org

2nd Judicial District CY 2024 Local VALE Activity

Program Grant Awards	\$ 792,982
Training Grant Awards	\$ 42,029
CY 2024 Total 2 nd JD VALE Grant Awards	\$ 835,011
CY 2024 Total 2 nd JD VALE State Revenue	\$ 763,884

2nd Judicial District VALE Victim Service Program and Training Grant Awards
Funded on Next Two Pages

2nd Judicial District

2024 VALE GRANT FUNDED VICTIM SERVICES PROGRAMS

AGENCY NAME	PROGRAM	GRANT AWARD
GENERAL VICTIM SERVICES		
Alliance to Lead Impact in Global Human Trafficking (ALIGHT)	Denver Human Trafficking Victims	\$ 38,000
Aurora Mental Health & Recovery	2 nd JD Victim Services	\$ 30,000
COVA	Victim Services Intern Program	\$ 40,000
COVA	Human Trafficking Program	\$ 40,000
DOVE	Services for Deaf Victims	\$ 8,982
Healing From The Heart	Healing Hearts From Trauma	\$ 25,000
Justice & Mercy Legal Aid Center	Legal Services	\$ 40,000
Mothers Against Drunk Driving	2 nd JD MADD Victim Services	\$ 19,000
Maria Droste Counseling Services	Survivors Mental Health Program	\$ 28,000
Muslim Family Services	Victim Advocacy Program	\$ 22,000
Rocky Mountain Victim Law Center	Victims Rights Enforcement Project	\$ 35,000
Servicios de la Raza	Services for Spanish Speaking Victims	\$ 30,000
The Initiative	Advocacy for Victims with Disabilities	\$ 40,000
Voluntad	Human Trafficking Survivors Housing	\$ 35,000
Voices of Victims	Voices of Victims	\$ 12,000
DOMESTIC VIOLENCE SERVICES		
Colorado Legal Services	Legal Services for DV Victims	\$ 10,000
Rose Aodom Center	DV Wraparound Services	\$ 35,000
Project Safeguard	Gender Based Violence Safety & Justice	\$ 40,000
Denver Safehouse	SafeHouse Victim Services Program	\$ 40,000
SEXUAL ASSAULT SERVICES		
The Blue Bench	Victim Assault Services	\$ 35,000
WINGS Foundation	Adult Survivors	\$ 30,000
DOMESTIC VIOLENCE & SEXUAL ASSAULT SERVICES		
Peaceworks	DV and Sexual Assault Victim Services	\$ 10,000
University of Denver Phoenix Center	Victim Services	\$ 30,000
CHILD VICTIM SERVICES		
Denver Children’s Advocacy Center	Trauma Services	\$ 40,000
Denver CASA	CASA Volunteer Program	\$ 40,000
Project PAVE	Youth Violence Survivors	\$ 40,000

2nd Judicial District

2024 VALE FUNDED VICTIM SERVICES TRAINING

AGENCY NAME	TRAINING	GRANT AWARD
GENERAL VICTIM SERVICES		
Aurora Mental Health & Recovery	2024 COVA Conference	\$ 1,050
Justice & Mercy Legal Aid Clinic	2024 COVA Conference	\$ 1,050
Healing From the Heart	2024 COVA Conference	\$ 1,050
The Salvation Army	2024 COVA Conference	\$ 1,050
Mothers Against Drunk Driving	2024 COVA Conference	\$ 1,050
Rocky Mountain Victim Law Center	2024 COVA Conference	\$ 1,050
DOMESTIC VIOLENCE SERVICES		
Peaceworks	2024 COVA Conference	\$ 1,050
Rose Aodom Center	2024 COVA Conference	\$ 1,050
Safehouse Denver	2024 COVA Conference	\$ 1,050
Project Safeguard	2024 COVA Conference	\$ 525
SEXUAL ASSAULT SERVICES		
St. Anthony Health Foundation	2024 COVA Conference	\$ 2,100
The Blue Bench	2024 COVA Conference	\$ 1,050
WINGS	2024 COVA Conference	\$ 1,050
DOMESTIC VIOLENCE & SEXUAL ASSAULT SERVICES		
Peaceworks	2024 COVA Conference	\$ 1,050
The Initiative	2024 COVA Conference	\$ 1,050
CHILD VICTIM SERVICES		
Denver Children’s Advocacy Center	2024 COVA Conference	\$ 1,050
Project PAVE	2024 COVA Conference	\$ 1,050
Rocky Mountain Children’s Law Center	2024 COVA Conference	\$ 950
DISTRICT ATTORNEY OFFICE VICTIM SERVICES		
Victim Witness	2024 COVA Conference	\$ 18,448
Denver VALE Board	2024 COVA Conference	\$ 3,340
VALE / CVC Conference	Colorado Springs	\$ 2,916

3rd Judicial District

Huerfano and Las Animas Counties

Program Administrator: Crystal Vigil
cvigil@3rdjudicial.org

3rd Judicial District CY 2024 Local VALE Activity

Program Grant Awards	\$ 66,000
Training Grant Awards	\$ 0
CY 2024 Total 3 rd JD VALE Grant Funds Paid	\$ 66,000
CY 2024 Total 3 rd JD VALE State Revenue	\$ 73,698

2024 VALE GRANT FUNDED VICTIM SERVICES PROGRAMS

AGENCY NAME	PROGRAM	GRANT AWARD
DOMESTIC VIOLENCE & SEXUAL ASSAULT SERVICES		
Advocates Against Domestic Violence		\$ 40,000
CHILD VICTIM SERVICES		
Pueblo Child Advocacy Center		\$ 2,000
LAW ENFORCEMENT VICTIM SERVICES		
Las Animas Sheriff's Office		\$ 24,000

4th Judicial District

El Paso and Teller Counties

Program Administrator: Amber Holland
amberholland@da4colorado.gov

4th Judicial District CY 2024 Local VALE Activity

Program Grant Awards	\$ 1,844,911
Training Grant Awards	\$ 13,913
CY 2024 Total 4 th JD VALE Grant Awards	\$ 1,858,824
CY 2024 Total 4 th JD VALE State Revenue	\$ 1,376,145

4th Judicial District VALE Victim Services Program and Training Grant Awards
Funded on Next Two Pages

4th Judicial District

2024 VALE GRANT FUNDED VICTIM SERVICES PROGRAMS

AGENCY NAME	PROGRAM	GRANT AWARD
GENERAL VICTIM SERVICES		
Catholic Charities	Immigrant Crime Victims Legal Advocacy	\$ 15,000
DOVE	Advocacy & Direct Services	\$ 14,000
Partners in Housing	Victim Self-Sufficiency Program	\$ 184,000
Rocky Mountain Victim Law Center	Victim Rights Legal Services	\$ 17,000
DOMESTIC VIOLENCE SERVICES		
Colorado Legal Services		\$ 50,000
DOMESTIC VIOLENCE & SEXUAL ASSAULT SERVICES		
Safe Passage	Safe Passage Victim Support	\$ 80,000
TESSA	Victim Services	\$ 170,000
CHILD VICTIM SERVICES		
CASA	Dependency & Neglect Program	\$ 73,960
Court Care	Crime Victim Childcare Services	\$ 20,000
Kidpower	Kidpower	\$ 48,000
TESSA	Youth Services & Prevention	\$ 79,410
RESTITUTION COLLECTION SERVICES		
4 th Judicial District Combined Courts	Victim Support Project	\$ 295,000
LAW ENFORCEMENT VICTIM SERVICES		
Colorado Springs Police Department	Victim Advocacy Unit	\$261,850
El Paso County Sheriff's Department	Victim Assistance Program	\$170,000
Woodland Park Police Department	Victim Assistance Program	\$ 66,691
DISTRICT ATTORNEY OFFICE VICTIM SERVICES		
Victim Witness Unit	Victim Services Program	\$ 300,000

4th Judicial District

2024 VALE FUNDED VICTIM SERVICES TRAINING

AGENCY NAME	TRAINING	GRANT AWARD
GENERAL VICTIM SERVICES		
Partners In Housing	2024 COVA Conference	\$ 1,451
DOMESTIC VIOLENCE SERVICES		
TESSA	2024 COVA Conference	\$ 2,363
DOMESTIC VIOLENCE & SEXUAL ASSAULT SERVICES		
Safe Passage	2024 COVA Conference	\$ 1,858
CHILD VICTIM SERVICES		
CASA of Pikes Peak	2024 COVA Conference	\$ 1,934
LAW ENFORCEMENT VICTIM SERVICES		
Colorado Springs Police Department	2024 COVA Conference	\$ 2,100
El Paso County Sheriff's Office	2024 COVA Conference	\$ 2,181
DISTRICT ATTORNEY OFFICE VICTIM SERVICES		
Victim Witness	2024 COVA Conference	\$ 2,026

5th Judicial District

Clear Creek, Eagle, Lake and Summit Counties

Program Administrator: Wendi Rowles
wrowles@da5.us

5th Judicial District CY 2024 Local VALE Activity

Program Grant Awards	\$ 432,888
Training Grant Awards	\$ 0
CY 2024 Total 5 th JD VALE Grant Awards	\$ 432,888
CY 2024 Total 5 th JD VALE State Revenue	\$ 349,533

2024 VALE GRANT FUNDED VICTIM SERVICES PROGRAMS

AGENCY NAME	PROGRAM	GRANT AWARD
GENERAL VICTIM SERVICES		
Catholic Charities		\$ 32,907
Northwest Legal Services		\$ 24,192
DOMESTIC VIOLENCE & SEXUAL ASSAULT SERVICES		
Advocates of Lake County		\$ 56,963
Summit County Advocates		\$ 56,126
Bright Future Foundation		\$ 49,638
Clear Creek County Advocates		\$ 53,222
Response		\$ 7,258
CHILD VICTIM SERVICES		
River Bridge		\$ 23,179
CASA of the Continental Divide		\$ 14,036
LAW ENFORCEMENT VICTIM SERVICES		
Eagle County Sheriff's Office		\$ 52,743
DISTRICT ATTORNEY OFFICE VICTIM SERVICES		
Victim Witness Unit		\$ 62,624

6th Judicial District

Archuleta, La Plata and San Juan Counties

Program Administrator: Jane Foy
Jane.foy@co.laplata.co.us

6th Judicial District CY 2024 Local VALE Activity

Program Grant Awards	\$
Training Grant Awards	\$
CY 2024 Total 6 th JD VALE Grant Funds Paid*	\$ 196,128
CY 2024 Total 6 th JD VALE State Revenue	\$ 201,454

6th Judicial District CY 2024 Local VALE Program and Training Grant Awards Funded Information Was Not Accessible to Submit to OVP.

**CY 2024 Local VALE fund expenditures and revenue came from the CY 2024 State Court Administrator Office Local VALE Program Activity Financial Activity Spreadsheets*

7th Judicial District

Delta, Gunnison, Hinsdale, Montrose, Ouray and San Miguel Counties

Program Administrator: Aimee English
a.english@co7da.org

7th Judicial District CY 2024 Local VALE Activity

Program Grant Awards	\$ 354,158
Training Grant Awards	\$ 0
CY 2024 Total 7 th JD VALE Grant Awards	\$ 354,158
CY 2024 Total 7 th JD VALE State Revenue	\$ 267,300

2024 VALE GRANT FUNDED VICTIM SERVICES PROGRAMS

AGENCY NAME	PROGRAM	GRANT AWARD
LAW ENFORCEMENT VICTIM SERVICES		
Delta Police Department	Victim Services Program	\$ 15,000
Delta County Sheriff's Department	Victim Services	\$ 12,000
Gunnison Police Department	Victim Advocate	\$ 15,000
Hotchkiss Police Department	Victim Services	\$ 20,200
Montrose Police Department	Victim Services	\$ 55,150
Montrose County Sheriff's Department	Victim Services	\$ 25,000
Ouray County Law Enforcement	Victim Services	\$ 20,330
Olathe Police Department	Victim Services	\$ 30,847
SEXUAL ASSAULT SERVICES		
Montrose Memorial Hospital	Sexual Assault Nurse Examiner Program	\$ 32,850
DISTRICT ATTORNEY OFFICE VICTIM SERVICES		
Victim Witness Unit	Victim Services Program	\$ 127,781

8th Judicial District

Jackson and Larimer Counties

Program Administrator: Candace Smith
smithcr@co.larimer.co.us

8th Judicial District CY 2024 Local VALE Activity

Program Grant Awards	\$ 825,000
Training Grant Awards	\$ 1,425
CY 2024 Total 8 th JD VALE Grant Awards	\$ 826,425
CY 2024 Total 8 th JD VALE State Revenue	\$ 835,874

8th Judicial District VALE Victim Services Program and Training Grant Awards
Funded on Next Two Pages

8th Judicial District

2024 VALE GRANT FUNDED VICTIM SERVICES PROGRAMS

AGENCY NAME	PROGRAM	GRANT AWARD
GENERAL VICTIM SERVICES		
Project Self Sufficiency		\$ 15,000
Colorado Legal Services, Inc.	Colorado Legal Services	\$ 25,000
Rocky Mountain Victim Law Center	Victim Rights Enforcement Project	\$ 5,000
DOMESTIC VIOLENCE SERVICES		
Alternatives to Violence, Inc.	Crime Victims Services	\$ 60,000
Estes Valley Crisis Advocates	Victim Services	\$ 41,000
Crossroads Safehouse	Domestic Violence Legal Advocacy	\$ 65,000
SEXUAL ASSAULT SERVICES		
SAVA Center	Sexual Assault Victim Services	\$ 59,000
CHILD VICTIM SERVICES		
Childsafe Colorado, Inc.	Child Abuse Treatment Program	\$ 65,000
CASA Program, Inc.	CASA Advocates	\$ 35,000
CASA Program, Inc.	Family Connections	\$ 35,000
Crawford Child Advocacy Center	Larimer County Services	\$ 45,000
Larimer County Dept of Human Services	Child Protection Services	\$ 20,000
Thompson School District	Child Assault Protective Skills	\$ 20,000
Larimer County Partners	Mentoring	\$ 9,000
RESTITUTION COLLECTION SERVICES		
8th Judicial District Combined Courts	Collections Department	\$ 50,000
LAW ENFORCEMENT VICTIM SERVICES		
Fort Collins Police Department	Victim Services Team	\$ 70,000
Loveland Police Department	Victim Services Coordinator	\$ 65,000
Larimer County Sheriff's Office	Victim Response Team	\$ 45,000
DISTRICT ATTORNEY'S OFFICE VICTIM SERVICES		
Victim Witness Services		\$ 96,000

8th Judicial District

2024 VALE FUNDED VICTIM SERVICES TRAINING

AGENCY NAME	TRAINING	GRANT AWARD
DOMESTIC VIOLENCE & SEXUAL ASSAULT SERVICES		
Estes Valley Crisis Advocates	2024 COVA Conference	\$ 500
LAW ENFORCEMENT VICTIM SERVICES		
Loveland Police Department	2024 COVA Basic Academy	\$ 425
DISTRICT ATTORNEY OFFICE VICTIM SERVICES		
Victim Witness	2024 COVA Conference	\$ 500

9th Judicial District

Garfield, Pitkin and Rio Blanco Counties

Program Administrator: Steve Aurand
saurand@9daco.org

9th Judicial District CY 2024 Local VALE Activity

Program Grant Awards	\$ 305,877
Training Grant Awards	\$ 3,000
CY 2024 Total 9 th JD VALE Grant Awards	\$ 308,877
CY 2024 Total 9 th JD VALE Revenue	\$ 247,755

9th Judicial District VALE Victim Services Program and Training Grant Awards
Funded on Next Page

9th Judicial District

2024 VALE GRANT FUNDED VICTIM SERVICES PROGRAMS

AGENCY NAME	PROGRAM	GRANT AWARD
GENERAL VICTIM SERVICES		
Alpine Legal Services		\$ 41,488
DOMESTIC VIOLENCE		
Safe House, Inc.		\$ 8,034
DOMESTIC VIOLENCE & SEXUAL ASSAULT SERVICES		
RESPONSE		\$ 32,000
Advocate SafeHouse		\$ 24,699
CHILD VICTIM SERVICES		
River Bridge Child Advocacy Center		\$ 79,656
CASA		\$ 20,000
DISTRICT ATTORNEY OFFICE VICTIM SERVICES		
Victim Witness Unit	Victim Services	\$ 100,000

2024 VALE FUNDED VICTIM SERVICES TRAINING

AGENCY NAME	TRAINING	GRANT AWARD
DOMESTIC VIOLENCE & SEXUAL ASSAULT SERVICES		
Advocate SafeHouse Project	2024 COVA Conference	\$ 1,000
RESPONSE	2024 COVA Conference	\$ 1,000
CHILD VICTIM SERVICES		
River Bridge Regional Center	Forensic Nurses Conference	\$ 1,000

10th Judicial District

Pueblo County

Program Administrator: Lesley Geremia
germial@pueblo.county.us

10th Judicial District CY 2024 Local VALE Activity

Program Grant Awards	\$ 245,500
Training Grant Awards	\$ 9,000
CY 2024 Total 10 th JD VALE Grant Awards	\$ 254,500
CY 2024 Total 10 th JD VALE State Revenue	\$ 391,612

10th Judicial District VALE Victim Services Program and Training Grant Awards
Funded on Next Page

10th Judicial District

2024 VALE GRANT FUNDED VICTIM SERVICES PROGRAMS

AGENCY NAME	PROGRAM	GRANT AWARD
GENERAL VICTIM SERVICES		
Intervention, Inc.	Victim Services Specialist	\$ 5,500
10th Judicial District Probation	Victim Services	\$ 25,000
DOMESTIC VIOLENCE SERVICES		
Colorado Legal Services	DV Legal Services Assistance	\$ 30,000
Mariposa Center for Safety	Domestic Violence Services	\$ 46,000
SEXUAL ASSAULT SERVICES		
Pueblo Rape Crisis Services	Victim Services	\$ 38,000
CHILD VICTIM SERVICES		
CASA of Pueblo	CASA Services	\$ 32,000
Pueblo Child Advocacy Center	Child Abuse Victim Support	\$ 33,000
LAW ENFORCEMENT SERVICES		
Pueblo County Sheriff's Office	ACOVA	\$ 36,000

2024 VALE FUNDED VICTIM SERVICES TRAINING

AGENCY NAME	TRAINING	GRANT AWARD
GENERAL SERVICES		
10th Judicial District Probation	2024 COVA Conference	\$ 2,000
Intervention, Inc.	2024 COVA Conference	\$ 1,000
DOMESTIC VIOLENCE SERVICES		
Mariposa Center for Safety	2024 COVA Conference	\$ 2,000
LAW ENFORCEMENT VICTIM SERVICES		
Pueblo County Sheriff's Office	2024 COVA Conference	\$ 2,000
DISTRICT ATTORNEY OFFICE VICTIM SERVICES		
District Attorney Office	2024 COVA Conference	\$ 2,000

11th Judicial District

Chafee, Custer, Fremont and Park Counties

Program Administrator: Jeanine Lucero
jlucero@da11thjd.org

11th Judicial District CY 2024 Local VALE Activity

Program Grant Awards	\$ 220,983
Training Grant Awards	\$ 0
CY 2024 Total 11 th JD VALE Grant Awards	\$ 220,983
CY 2024 Total 11 th JD VALE State Revenue	\$ 240,471

2024 VALE GRANT FUNDED VICTIM SERVICES PROGRAMS

AGENCY NAME	PROGRAM	GRANT AWARD
LAW ENFORCEMENT VICTIM SERVICES		
Chaffee County Sheriff's Office	Victim Assistance	\$ 30,846
Custer County Sheriff's Office	Victim Advocate Program	\$ 24,216
Fremont County Sheriff's Office	Victim Advocate Program	\$ 41,211
Park County Sheriff's Office	Victim Services Program	\$ 30,846
DISTRICT ATTORNEY OFFICE VICTIM SERVICES		
Victim Services	Victim Services Unit	\$ 93,864

12th Judicial District

Alamosa, Conejos, Costilla, Mineral, Rio Grande and Saguache Counties

Program Administrator: Megan Bagwell
mbagwell@da12.state.co.us

12th Judicial District CY 2024 Local VALE Activity

Program Grant Awards	\$ 172,968
Training Grant Awards	\$ 0
CY 2024 Total 12 th JD VALE Grant Awards	\$ 172,968
CY 2024 Total 12 th JD VALE State Revenue	\$ 181,140

2024 VALE GRANT FUNDED VICTIM SERVICES PROGRAMS

AGENCY NAME	PROGRAM	GRANT AWARD
GENERAL VICTIM SERVICES		
SLV Immigrant Resource Center	Por Ti Misma Program	\$ 12,000
DOMESTIC VIOLENCE & SEXUAL ASSAULT SERVICES		
Tu Casa Inc.	Domestic Violence & Sexual Assault Services	\$ 10,633
LAW ENFORCEMENT VICTIM SERVICES		
Alamosa County Sheriff's Office	SLV Victim Response Unit	\$ 25,000
DISTRICT ATTORNEY OFFICE VICTIM SERVICES		
Victim Witness Unit	Victim Services	\$ 125,335

2024 VALE FUNDED VICTIM SERVICES TRAINING

AGENCY NAME	TRAINING	GRANT AWARD
LAW ENFORCEMENT VICTIM SERVICES		
Phillips County Sheriff's Office	2024 COVA Conference	\$ 1,565
Morgan County Sheriff's Office	2024 COVA Conference	\$ 1,045
DISTRICT ATTORNEY OFFICE VICTIM SERVICES		
Victim Witness Unit	2024 COVA Conference	\$ 4,415

13th Judicial District

Kit Carson, Logan, Morgan, Phillips, Sedgwick, Washington
And Yuma Counties

Program Administrator: Jill Olsen
jolsen@13thda.org

13th Judicial District CY 2024 Local VALE Activity

Program Grant Awards	\$ 278,710
Training Grant Awards	\$ 7,026
CY 2024 Total 13 th JD VALE Grant Awards	\$ 285,735
CY 2024 Total 13 th JD VALE State Revenue	\$ 239,668

2024 VALE GRANT FUNDED VICTIM SERVICES PROGRAMS

AGENCY NAME	PROGRAM	GRANT AWARD
LAW ENFORCEMENT VICTIM SERVICES		
Kit Carson County Sheriff's Office	Victim Services	\$ 10,000
Logan County Sheriff's Office	Victim Services	\$ 34,023
Morgan County Sheriff's Office	Victim Services	\$ 28,348
Phillips County Sheriff's Office	Victim Services	\$ 21,407
Washington County Sheriff's Office	Victim Services	\$ 17,258
Yuma County Sheriff's Office	Victim Services	\$ 32,674
DISTRICT ATTORNEY OFFICE VICTIM SERVICES		
Victim Witness Unit	Victim Services	\$ 135,000

14th Judicial District

Grand, Moffat and Routt Counties

Program Administrator: Donna Zulian
dzulian@14da.org

14th Judicial District CY 2024 Local VALE Activity

Program Grant Awards	\$ 204,739
Training Grant Awards	\$ 0
CY 2024 Total 14 th JD VALE Grant Awards	\$ 204,739
CY 2024 Total 14 th JD VALE State Revenue	\$ 195,973

2024 VALE GRANT FUNDED VICTIM SERVICES

AGENCY NAME	PROGRAM	GRANT AWARD
DOMESTIC VIOLENCE & SEXUAL ASSAULT SERVICES		
Open Hearts Advocates	DV & Sexual Assault Services	\$ 42,000
Advocates Victim Assistance Team	Grand County Victim Services	\$ 23,000
Advocates of Routt County	DV & Sexual Assault Services	\$ 33,400
DOMESTIC VIOLENCE SERVICES		
NW Colorado Legal Services	DV Legal Services	\$ 9,000
CHILD VICTIM SERVICES		
NW Rocky Mountain CASA	CASA Program	\$ 16,000
Brighter World Advocacy Center	Forensic Interview Services	\$ 28,000
Partners For Youth	Mentoring Program	\$ 7,000
LAW ENFORCEMENT VICTIM SERVICES		
Craig Police Department	Sexual Assault Training	\$ 6,339
DISTRICT ATTORNEY OFFICE VICTIM SERVICES		
Victim Witness Unit	Victim Witness Services	\$ 40,000

15th Judicial District

Baca, Cheyenne, Kiowa and Prowers Counties

Program Administrator: Tyler Ann Clodfelter
tclodfelter@southeastcolorado.net

15th Judicial District CY 2024 Local VALE Activity

Program Grant Awards	\$ 70,000
Training Grant Awards	\$ 599
CY 2024 Total 15 th JD VALE Grant Awards	\$ 70,599
CY 2024 Total 15 th JD VALE State Revenue	\$71,763

2024 VALE GRANT FUNDED VICTIM SERVICES PROGRAMS

AGENCY NAME	PROGRAM	GRANT AWARD
DOMESTIC VIOLENCE & SEXUAL ASSAULT SERVICES		
Domestic Safety Resource Center		\$ 20,500
CHILD VICTIM SERVICES		
Pueblo Child Advocacy Center		\$ 5,000
LAW ENFORCEMENT VICTIM SERVICES		
Granada Police Department		\$ 12,000
Lamar Police Department		\$ 15,000
DISTRICT ATTORNEY OFFICE VICTIM SERVICES		
Victim Witness Unit		\$ 17,500

2024 VALE FUNDED VICTIM SERVICES TRAINING

AGENCY NAME	TRAINING	GRANT AWARD
DISTRICT ATTORNEY OFFICE VICTIM SERVICES		

16th Judicial District

Bent, Crowley and Otero Counties

Program Administrator: Crystal Barnhart
cbarnhart@da16co.gov

16th Judicial District CY 2024 Local VALE Activity

Program Grant Awards	\$ 73,000
Training Grant Awards	\$ 0
CY 2024 Total 16 th JD VALE Grant Awards	\$ 73,000
CY 2024 Total 16 th JD VALE State Revenue	\$ 98,601

2024 VALE GRANT FUNDED VICTIM SERVICES PROGRAMS

AGENCY NAME	PROGRAM	GRANT AWARD
DOMESTIC VIOLENCE & SEXUAL ASSAULT SERVICES		
Arkansas Valley Resource Center	Crime Victims Advocacy	\$ 10,000
CHILD VICTIM SERVICES		
Pueblo Child Advocacy Center	Child Abuse Victim Services	\$ 10,000
CASA of Pueblo	Arkansas Valley CASA	\$ 8,000
DISTRICT ATTORNEY OFFICE VICTIM SERVICES		
Victim Witness Unit	Victim Assistance and Support	\$ 45,000

17th Judicial District

Adams and Broomfield Counties

Program Administrator: Tonya Isenbart
tisenbart@da17.state.co.us

17th Judicial District CY 2024 Local VALE Activity

Program Grant Awards	\$ 1,170,594
Training Grant Awards	\$ 4,730
CY 2024 Total 17 th JD VALE Grant Awards	\$ 1,175,324
CY 2025 Total 17 th JD VALE State Revenue	\$ 1,083,946

17th Judicial District VALE Victim Services Program and Training Grant Awards
Funded on Next Two Pages

17th Judicial District

2024 VALE GRANT FUNDED VICTIM SERVICES PROGRAMS

AGENCY NAME	PROGRAM	GRANT AWARD
GENERAL VICTIM SERVICES		
17 th JD Probation Department	Victim Services	\$ 4,000
Catholic Charities & Community Services	New Options for Victim Assistance	\$ 10,500
Reaching Hope	Trauma Informed MH Services	\$ 84,500
Rocky Mountain Victim Law Center	Victim Rights & Legal Services	\$ 36,352
COVA	Victim Services Intern Program	\$ 31,500
Intervention, Inc.	Victim Services Specialist	\$ 41,000
Justice & Mercy Legal Aid Clinic	Civil Legal Victim Services	\$ 80,750
The Center for Trauma & Resilience	Services for Crime Victims	\$ 58,575
Maria Droste Counseling Services	Survivors Mental Health Program	\$ 22,359
La Raza Services	Spanish Victim Services	\$ 106,660
Mothers Against Drunk Driving	17th JD MADD Victim Services	\$ 8,606
DOMESTIC VIOLENCE SERVICES		
Project Safeguard	Civil Legal Advocacy	\$ 59,533
Gateway Shelter	Comprehensive DV Services	\$ 42,000
Family Tree	Roots of Courage	\$ 17,261
The Initiative	Survivors with Disabilities	\$ 11,000
Safehouse Progressive Alliance	Broomfield DV Outreach Program	\$ 21,700
SEXUAL ASSAULT SERVICES		
City of Brighton	17th JD SART Program	\$ 50,233
The Blue Bench	Therapy Services	\$ 49,191
CHILD VICTIM SERVICES		
CASA of Adams & Broomfield Counties	17th JD Volunteer Program	\$ 61,582
Family Tree	Parenting Program	\$ 20,232
Ralston House	Child Advocacy Services	\$ 92,000
Rocky Mountain Adv Network	Child Victim Legal Services	\$ 24,570
LAW ENFORCEMENT VICTIM SERVICES		
City of Thornton	Victim Advocate	\$ 78,000
Broomfield Police Department	Victim Advocate	\$ 25,100
RESTITUTION COLLECTION SERVICES		
17 th JD Combined Courts	Collection Investigation Personnel	\$ 128,390
DISTRICT ATTORNEY OFFICE VICTIM SERVICES		
Direct Victim Services		\$ 1,000
Language Line		\$ 4,000

17th Judicial District

2024 VALE FUNDED VICTIM SERVICES TRAINING

AGENCY NAME	TRAINING	GRANT AWARD
GENERAL VICTIM SERVICES		
17 th JD Probation	2024 COVA Conference	\$ 2,000
CHILD VICTIM SERVICES		
CASA of Adams & Broomfield Counties	2024 COVA Conference	\$ 2,730

18th Judicial District

Arapahoe, Douglas, Elbert and Lincoln Counties

Program Administrator: Wendy Buter
wbuter@da18.state.co.us

18th Judicial District CY 2024 Local VALE Activity

Program Grant Awards	\$ 1,772,833
Training Grant Awards	\$ 38,400
CY 2024 Total 18 th JD VALE Grant Awards	\$ 1,811,233
CY 2024 Total 18 th JD VALE State Revenue	\$ 1,521,715

18th Judicial District VALE Victim Services Program and Training Grant Awards
Funded on Next Two Pages

18th Judicial District 2024 VALE GRANT FUNDED VICTIM SERVICES PROGRAMS

AGENCY NAME	PROGRAM	GRANT AWARD
GENERAL VICTIM SERVICES		
Catholic Charities		\$ 79,568
DOVE		\$ 19,625
Aurora Community Mental Health Center		\$ 38,685
Colorado Organization for Victim Assistance		\$ 56,951
Maria Droste Counseling of Colorado		\$ 30,000
Servicios de la Raza		\$ 83,900
The Center for Trauma & Resilience		\$ 52,272
ECCO		\$ 45,000
Justice & Mercy Legal Services		\$ 100,080
Muslim Family Services		\$ 28,500
Rocky Mountain Victim Law Center		\$ 53,180
DOMESTIC VIOLENCE SERVICES		
The Crisis Center		\$ 144,989
Project Safeguard		\$ 62,575
The Initiative		\$ 20,000
Three Birds Alliance Shelter Services		\$ 112,900
SEXUAL ASSAULT SERVICES		
WINGS Foundation, Inc.		\$ 34,500
The Blue Bench		\$ 70,553
CHILD VICTIM SERVICES		
Sungate Child Abuse Victim Services		\$ 117,989
Advocates for Children		\$ 72,700
LAW ENFORCEMENT VICTIM SERVICES		
Aurora Police Department		\$ 49,049
Arapahoe County Sheriff's Office		\$ 33,980
Simla Police Department		\$ 15,000
Elbert County Sheriff's Office		\$ 60,000
Lone Tree Police Department		\$ 18,000
Glendale Police Department		\$ 41,314
Parker Police Department		\$ 36,000
Sheridan Police Department		\$ 46,000
Castle Rock Police Department		\$ 14,078
Lincoln County Sheriff's Department		\$ 46,600
DISTRICT ATTORNEY OFFICE VICTIM SERVICES		
18 th JD Restitution Specialist		\$ 25,025
18 th JD Crime Victim Compensation		\$ 69,600
23 rd JD & 18 th JD Fast Track DV Program		\$ 38,000
18 th JD Victim Notification		\$ 21,000
23 rd JD Felony VW Specialist		\$ 35,220

18th Judicial District
 2024 VALE FUNDED VICTIM SERVICES TRAINING

AGENCY NAME	TRAINING	GRANT AWARD
GENERAL VICTIM SERVICES		
18 th JD Probation Department	2024 COVA Conference	\$ 1,600
Justice & Mercy Legal Aid Clinic	2024 COVA Conference	\$ 4,000
The Center for Trauma & Resilience	2024 COVA Conference	\$ 1,600
Muslim Family Services	2024 COVA Conference	\$ 1,600
Rocky Mountain Victim Law Center	2024 COVA Conference	\$ 1,600
DOMESTIC VIOLENCE SERVICES		
Family Tree	2024 COVA Conference	\$ 3,200
SEXUAL ASSAULT SERVICES		
The Blue Bench	2024 COVA Conference	\$ 1,600
CHILD VICTIM SERVICES		
CASA	2024 COVA Conference	\$ 800
LAW ENFORCEMENT VICTIM SERVICES		
Castle Rock Police Department	2024 COVA Conference	\$ 1,600
Arapahoe County Sheriff's Department	2024 COVA Conference	\$ 1,600
Elbert County Sheriff's Office	2024 COVA Conference	\$ 1,600
Littleton Police Department	2024 COVA Conference	\$ 4,800
Parker Police Department	2024 COVA Conference	\$ 2,400
Sheridan Police Department	2024 COVA Conference	\$ 800
DISTRICT ATTORNEY OFFICE VICTIM SERVICES		
District Attorney Office	2024 COVA Conference	\$ 5,600

19th Judicial District

Weld County

Program Administrator: Karol Patch
kpatch@weld.gov

19th Judicial District CY 2024 Local VALE Activity

Program Grant Awards	\$ 725,000
Training Grant Awards	\$ 19,112
CY 2024 Total 19 th JD VALE Grant Awards	\$ 744,112
CY 2024 Total 19 th JD VALE State Revenue	\$ 635,275

19th Judicial District VALE Victim Services Program and Training Grant Awards
Funded on Next Two Pages

19th Judicial District

2024 VALE GRANT FUNDED VICTIM SERVICES PROGRAMS

AGENCY NAME	PROGRAM	GRANT AWARD
GENERAL VICTIM SERVICES		
Intervention, Inc.	Post-Conviction Victim Services	\$ 10,000
Assistance League of Greeley	Assault Survivor Kit	\$ 3,850
Catholic Charities	Victim Support Services	\$ 83,249
DOMESTIC VIOLENCE SERVICES		
Colorado Legal Services	Legal Advocacy	\$ 35,000
SEXUAL ASSAULT SERVICES		
Sexual Assault Victim Advocate Center	Victim Services	\$ 47,500
DOMESTIC VIOLENCE & SEXUAL ASSAULT SERVICES		
A Woman’s Place, Inc.	DV Intervention Program	\$ 76,438
CHILD VICTIM SERVICES		
ChildSafe Colorado	Child Abuse Treatment Program	\$ 12,500
Life Stories	CASA & Child Advocacy Center	\$ 70,901
Lutheran Family Services	Visitation & Exchange Program	\$ 32,517
Lutheran Family Services	Body Safety Program for Children	\$ 5,000
LAW ENFORCEMENT SERVICES		
Greeley Police Department	Victim Assistance Program	\$ 93,983
Frederick Police Department	Victim Assistance Program	\$ 57,932
Weld County Sheriff’s Office	Victim Services	\$ 39,930
DISTRICT ATTORNEY OFFICE SERVICES		
Victim Witness Unit	Victim Assistance	\$ 156,200

19th Judicial District

2024 VALE FUNDED VICTIM SERVICES TRAINING

AGENCY NAME	TRAINING	GRANT AWARD
GENERAL VICTIM SERVICES		
Catholic Charities	2024 COVA Conference	\$ 2,613
Intervention	2024 COVA Conference	\$ 619
CHILD VICTIM SERVICES		
Lutheran Family Services	2024 COVA Conference	\$ 1,372
LAW ENFORCEMENT VICTIM SERVICES		
Erie Police Department	2024 COVA Conference	\$ 1,363
Weld County Sheriff's Office	2024 COVA Conference	\$ 1,050
Greeley Police Department	2024 COVA Conference	\$ 4,358
Greeley Police Department	2024 COVA Basic Academy	\$ 1,300
Greeley Police Department	2024 Colorado Association of Sex Crimes Investigator Conference	\$ 1,021
DISTRICT ATTORNEY OFFICE VICTIM SERVICES		
Victim Witness	2024 COVA Conference	\$ 2,605
Victim Rights Week Event		\$ 2,811

20th Judicial District

Boulder County

Program Administrator: Lindsey Bravdica
lbravdica@bouldercounty.org

20th Judicial District CY 2024 Local VALE Activity

Program Grant Awards	\$ 525,010
Training Grant Awards	\$ 0
CY 2024 Total 20 th JD VALE Grant Awards	\$ 525,010
CY 2024 Total 20 th JD VALE State Revenue	\$ 408,782

20th Judicial District VALE Victim Services Program Grant Awards Funded on
Next Page

20th Judicial District

2024 VALE GRANT FUNDED VICTIM SERVICES PROGRAMS

AGENCY NAME	PROGRAM	GRANT AWARD
GENERAL VICTIM SERVICES		
Boulder County Legal Services	Legal Services for Crime Victims	\$ 18,000
Intervention	Victim Services Specialist	\$ 10,500
COVA	Victim Services Intern Program	\$ 29,257
DOMESTIC VIOLENCE SERVICES		
Safehouse Progressive Alliance for Nonviolence	Emergency DV Services for Adults & Children	\$ 49,500
The Initiative	Services for Survivors with Disabilities	\$ 5,000
Safe Shelter of St. Vrain Valley	DV Rights and Services Project	\$ 52,153
Bridge To Justice	DV Victim Legal Services	\$ 8,000
SEXUAL ASSAULT SERVICES		
Mental Health Partners	MESA Client Services Program	\$ 32,673
CHILD VICTIM SERVICES		
Voices for Children	CASA	\$ 27,000
Blue Sky Bridge	Children’s Advocacy Program	\$ 29,900
LAW ENFORCEMENT VICTIM SERVICES		
Boulder County Sheriff’s Office	Victim Assistance Program	\$ 44,730
Longmont Police Department	Victim Services	\$ 23,325
Boulder Police Department	Victim Services Coordinator	\$ 20,000
DISTRICT ATTORNEY’S OFFICE VICTIM SERVICES		
Victim Witness Unit	Victim Witness Services	\$ 174,972

21st Judicial District

Mesa County

Program Administrator: Jennifer Ballagh
Jennifer.ballagh@mesacounty.us

21st Judicial District CY 2024 Local VALE Activity

Program Grant Awards	\$ 459,619
Training Grant Awards	\$ 22,000
CY 2024 Total 21 st JD VALE Grant Awards	\$ 481,619
CY 2024 Total 21 st JD VALE State Revenue	\$ 551,209

21st Judicial District VALE Victim Services Program and Training Grant Awards
Funded on Next Page

21st Judicial District

2024 VALE GRANT FUNDED VICTIM SERVICES PROGRAMS

AGENCY NAME	PROGRAM	GRANT AWARD
GENERAL VICTIM SERVICES		
Counseling & Education Center	Victims of Crime Counseling	\$ 20,000
DOMESTIC VIOLENCE SERVICES		
Colorado Legal Services	Colorado Legal Services	\$ 45,000
Pro Bono Project of Mesa County	Crime Victim & DV Legal Advocacy	\$ 10,000
Homeward Bound of the Grand Valley	Support for Homeless Victims	\$ 36,000
DOMESTIC VIOLENCE & SEXUAL ASSAULT SERVICES		
Hilltop Community Resources, Inc.	Victim Emergency Fund	\$ 3,000
Hilltop Community Resources, Inc.	Hilltop Latimer House	\$ 30,000
CHILD VICTIM SERVICES		
Mesa County Partners	Mentors for Child Abuse Victims	\$ 25,000
CASA of Mesa County	Advocacy Program	\$ 24,619
Western Slope Center for Children	Children Victim Services	\$ 91,000
RESTITUTION COLLECTION SERVICES		
21st Judicial District Court	Collections Investigator	\$ 40,000
LAW ENFORCEMENT VICTIM SERVICES		
Grand Junction Police Department	Victim Services Support	\$ 15,000
Mesa County Sheriff's Office	Victim Services Unit	\$ 35,000
DISTRICT ATTORNEY OFFICE VICTIM SERVICES		
Victim Services Unit	Victim Services	\$ 85,000

AGENCY NAME	TRAINING	GRANT AWARD
CHILD VICTIM SERVICES		
Western Slope Center for Children	2024 COVA Conference	\$ 1,100
Hilltop Community Resources, Inc.	2024 COVA Conference	\$ 1,658
LAW ENFORCEMENT VICTIM SERVICES		
Mesa County Sheriff's Office	2024 COVA Conference	\$ 10,442
Grand Junction Police Department	2024 COVA Conference	\$ 8,800

22nd Judicial District

Dolores and Montezuma Counties

Program Administrator: Clarisa Osborn
cosborn@co.montezuma.co.us

22nd Judicial District CY 2024 Local VALE Activity

Program Grant Awards	\$ 68,731
Training Grant Awards	\$ 0
CY 2024 Total 22 nd JD VALE Grant Awards	\$ 68,731
CY 2024 Total 22 nd JD VALE State Revenue	\$ 72,136

2024 VALE GRANT FUNDED VICTIM SERVICES PROGRAMS

AGENCY NAME	PROGRAM	GRANT AWARD
DOMESTIC VIOLENCE SERVICES		
Renew, Inc.		\$ 18,000
CHILD VICTIM SERVICES		
Four Corner's Child Advocacy Center		\$ 20,000
CASA of the Southwest		\$ 6,000
DISTRICT ATTORNEY'S OFFICE		
Victim Witness Unit		\$ 24,131

District Attorney Offices VALE Administrative Fund

CY 2024 District Attorney (DA) Offices VALE Administrative Fund Summary

The District Attorney's (DA) Office may use up to 10% of all monies deposited into the local VALE fund pursuant to C.R.S. §24-4.2-103(4) for the administrative costs incurred to assist the Board in the performance of its duties and for the preparation of Victim Impact statements required by statute. District Attorney Office VALE Administrative funds are consistently used primarily for personnel salary and benefit expenses. For CY 2024, DA VALE Administrative Funds were used to pay:

- 76% VICTIM SERVICES PERSONNEL
- 13% VICTIM SERVICES SUPPLIES & OPERATING
- 6% VICTIM SERVICES TRAINING
- 4% VALE BOARD EXPENSES

The majority of local VALE programs spend over 65% of monies deposited into the administrative fund account each calendar year. The primary reason given for not fully utilizing DA VALE administrative funds is that this funding source is insufficient to sustain paying a full or part time victim service employee on an annual basis which is the real need for their agency.

CY 2024 DA Offices VALE Administrative Fund Deposits

- **\$1,081,051 AGGREGATE DA VALE ADMINISTRATIVE FUND DEPOSITS**
for the administration of local VALE administrative costs pursuant to §24-4.2-103(4). *This is virtually the same as calendar year 2023 which was approximately 15% less than calendar year 2022.*

CY 2024 DA Offices VALE Administrative Fund Expenditures

- **\$957,506 AGGREGATE DA VALE ADMINISTRATIVE FUND EXPENDITURES**
This is approximately 12% less than calendar year 2023.

CY 2024 DA Office Administrative Funds for VALE Grant Management

Annual data submitted by local VALE Programs to the Office of Victims Programs consistently shows that the 10% local VALE administrative deposits received by DA offices are insufficient to pay allowable VALE program administrative expenses pursuant to C.R.S. §24-4.2-103(4), requiring DA offices to pay 42% or more from county budgets or other resources. Local VALE grant funds awarded to agencies to provide direct victim services have increased approximately 35% from calendar year 2006 to 2024 while funds available to administer these grant awards has remained at 10% since 1996. Nationwide, non-profit victim service administrative budgets range 15% to 25%.

CY 2024 VALE District Attorney Administrative Fund Activity

Table 5 Outlines the CY 2024 revenue and expenditures for the 10% administrative funds statutorily authorized for use by the District Attorneys' Offices for VALE grant and board administrative services, victim assistance services, and Victim Impact Statements (VIS) expenses. *OTHER Expenses are for Victim Rights Week events, bank fees, audit and bookkeeping costs.

JUDICIAL DISTRICT	PERSONNEL	SUPPLIES & OPERATING	DA STAFF TRAINING / TRAVEL	VALE BOARD EXPENSES	EQUIPMENT	OTHER*	TOTAL EXPENDITURES	TOTAL DEPOSITS
1	\$ 22,256	\$ 44,915	\$ 18,118	\$ 7,938	\$ 0	\$ 50	\$ 93,277	\$ 104,533
2	\$ 66,505	\$ 0	\$ 0	\$ 0	\$ 0		\$ 66,505	\$ 75,410
3	CY 2024	DA VALE	ADM	REPORT	NOT	SUBMITTED	\$ 7,366	\$ 7,366
4	\$ 135,235	\$ 0	\$ 0	\$ 0	\$ 0		\$ 135,235	\$ 135,087
5	\$ 22,813	\$ 10,803	\$ 0	\$ 429	\$ 0		\$ 34,045	\$ 34,046
6	CY 2024	DA VALE	ADM	REPORT	NOT	AVAILABLE	\$ 16,859	\$ 18,981
7	\$ 23,908	\$ 3,610	\$ 4,521	\$ 2,961	\$ 0		\$ 35,000	\$ 26,326
8	\$ 51,267	\$ 26,615	\$ 1,545	\$ 2,251	\$ 0		\$ 81,678	\$ 81,679
9	\$ 11,250	\$ 393	\$ 80	\$ 6,896	\$ 0		\$ 18,619	\$ 24,479
10	\$ 0	\$ 2,124	\$ 8,325	\$ 2,227	\$ 0	\$ 333	\$ 13,009	\$ 38,885
11	\$ 20,817	\$ 0	\$ 2,907	\$ 4,403	\$ 0		\$ 28,127	\$ 26,003
12	\$ 2,706	\$ 137	\$ 0	\$ 2,581	\$ 0	\$3,353	\$ 8,777	\$ 17,958
13	\$ 19,709	\$ 878	\$ 472	\$ 2,766	\$ 0		\$ 23,825	\$ 23,824
14	\$ 30,142	\$ 1,016	\$ 437	\$ 0	\$ 0		\$ 31,595	\$ 19,545
15	\$ 3,289	\$ 562	\$ 599	\$ 372	\$ 0	\$ 375	\$ 5,197	\$ 7,154
16	\$ 4,881	\$ 0	\$ 0	\$ 0	\$ 0		\$ 4,881	\$ 9,112
17	\$ 26,991	\$ 14,359	\$ 0	\$ 389	\$ 0	\$ 2,550	\$ 44,289	\$ 103,801
18	\$ 148,785	\$ 0	\$ 1,268	\$ 0	\$ 0		\$ 150,053	\$ 150,053
19	\$ 86,262	\$ 219	\$ 0	\$ 471	\$ 0		\$ 86,952	\$ 67,581
20	\$ 0	\$ 634	\$ 350	\$ 131	\$ 0		\$ 1,115	\$ 43,238
21	\$ 37,000	\$ 6,000	\$ 9,021	\$ 5,503	\$ 0	\$ 112	\$ 57,636	\$ 58,840
22	\$ 0	\$ 6,452	\$ 6,656	\$ 357	\$ 0		\$ 13,465	\$ 7,150
TOTAL	\$ 713,816	\$ 118,717	\$ 54,299	\$ 39,675	\$ 0	\$ 6,773	\$ 957,506	\$ 1,081,051
	76%	13%	6%	4%		.073%		

Colorado Local VALE Program Contact Information

Thank you for your time in reviewing the Colorado Local VALE CY 2024 Annual Program and Administrative Fund Report. This report reflects the critical direct assistance provided to victims of crime in local communities throughout Colorado.

Additional information about Colorado's Local VALE Programs is available on the Division of Criminal Justice, Office for Victims Program's website at:

<https://dcj.colorado.gov/dcj-offices/victims-programs/grant-funding-for-agencies/local-victim-assistance-and-law-enforcement>

General questions about the Local VALE Program resources and referrals may also be directed to:

The Division of Criminal Justice
Office for Victims Programs
700 Kipling Street, Suite 1000
Denver, CO 80215
720-672-2166