



COLORADO
Bureau of Investigation
Department of Public Safety

Missing Children Project

2018 Annual Report





COLORADO

Bureau of Investigation

Department of Public Safety

Administration
690 Kipling Street, Suite 3000
Lakewood, CO 80215
303-239-4202

March 21, 2019

Message from the Director:

The issue of missing children impacts tens of thousands of families across the United States and that number continues to grow each year. The anguish facing these families is difficult to fathom as they work to locate their missing loved ones in coordination with law enforcement and other service organizations.

Since the inception of the Colorado Bureau of Investigation (CBI) more than 50 years ago, there has been an emphasis on locating and bringing our missing children home. Through CBI efforts to assist local law enforcement agencies in investigating runaways, long-term missing children cases, identifying and rescuing our youth affected by human trafficking, and the coordination of Colorado's AMBER Alert program, our agents and analysts are constantly working to identify new ways to decrease the number of missing children in the state.

I encourage you to review the 2018 Missing Children Program annual report for comprehensive statistics related to missing children in Colorado, in addition to viewing the results from this year's Missing Children Poster contest for fifth grade students across the state. This detailed report represents the dedication of Colorado's law enforcement in helping to bring our missing children home.

A handwritten signature in cursive script that reads "John Camper".

John Camper
Director
Colorado Bureau of Investigation



Introduction

Each year, thousands of children are reported missing in the United States. Although many return safely, those who are not continue to be exposed to harmful and dangerous situations. In response to the growing national concern for missing and exploited children, the Federal Children's Assistance Act was passed in 1982. It directed the Federal Bureau of Investigation (FBI) to become actively involved in missing children cases. Federal efforts were further strengthened by the creation of the National Center for Missing and Exploited Children (NCMEC) in 1984.

During this time, child abduction cases were becoming more highly publicized in Colorado and public concern was mounting. In 1985, the legislature created the Colorado Missing Children Clearinghouse. The Clearinghouse serves as a central repository for information on missing children in order to better define the problem. It collects, compiles, exchanges, and disseminates information to help find missing children. To that end, the Clearinghouse is responsible for obtaining dental records of children who have been missing thirty or more days, comparing new student records with reports of missing children, and reviewing each missing child report submitted by every law enforcement agency in Colorado.

An average of 39 children are reported missing every 24 hours in Colorado with the majority being runaways.

The NCMEC and the United States Office of Juvenile Justice and Delinquency Prevention instituted a program establishing state level clearinghouses for missing children. Seven states, including Colorado were selected to participate in the original pilot program. Because of its great success. There are now forty nine States with legislation authorizing missing children clearinghouses.

STATE CLEARINGHOUSE ACTIVITIES

- ◆ Develop and present specialized training programs to criminal justice and youth service professionals.
- ◆ Provide information regarding cases originating in Colorado to the NCMEC for inclusion in the national directory of missing and abducted children.
- ◆ Provide and ensure follow-up on all missing children cases originating in other states but linked to Colorado in some way, when requested.
- ◆ Provide information to out-of-state agencies concerning applicable Colorado State laws, relevant agency relationships, and recovery procedures.
- ◆ Help reunite missing children with their lawful parent or guardian by establishing cooperative mechanisms with other state clearinghouses.
- ◆ Assist in the preparation of missing children bulletins and their distribution to law enforcement agencies and school districts.
- ◆ Counsel citizens and business groups on how they may respond to the plight of missing children.
- ◆ Attempt to locate abductors by completing nationwide automated record and file searches and interacting with other organizations, agencies, or groups that may be instrumental in locating missing children.
- ◆ Coordination of the AMBER Alert Program and the other Colorado Alert Programs.

RESPONSIBILITIES

LISTS

The Colorado Bureau of Investigation (CBI) Missing Persons Unit, compiles and distributes lists of missing children from reports submitted by local law enforcement agencies. The reports are released to school districts and to any other person or organization the Unit determines may be instrumental in the identification and recovery of missing children.

STATISTICS

Consistent with statute, the Missing Persons Unit maintains and distributes statistics on missing children which include:

- ◆ The number of missing children reported.
- ◆ The number of missing children cases resolved.
- ◆ The approximate physical location at which each child was last seen.
- ◆ The time of day each child was last seen.
- ◆ The age, gender, and physical description of each child reported missing.
- ◆ The activity the child was engaged in at the time last seen.
- ◆ The number of reported sightings of missing children.

This report documents the circumstances of recovery of missing children. These include a breakdown by age, race, and sex in cases resolved by: recovery by a law enforcement agency, recovery by an agency other than law enforcement, voluntarily returned, deceased, and circumstances unknown. These were summarized for the first time in the 1991 Annual Report to give a clearer picture of what is being done to resolve missing children cases in Colorado.

DEFINITIONS

CCIC - Colorado Crime Information Center

Kidnapped - A person who is missing under circumstances indicating that the disappearance is not voluntary and who has been abducted by a stranger or non-family member.

Lost - A person who is presumed to have wandered away and has become lost and unable to return to a known location.

Missing Child - A child whose whereabouts are unknown, whose domicile at the time he was first reported missing was Colorado, and whose age at the time he was reported missing was seventeen years or younger.

NCIC - National Crime Information Center

NCMEC - The National Center for Missing and Exploited Children

Non-Custodial Abduction - The taking of a child by the non-custodial parent or family member, with the intent to deprive the legal parent or guardian possession of that child.

Runaway - An un-emancipated juvenile who has left the home environment without a parent's or legal guardian's permission. (Classified as non-suspicious for statistical purposes.)

Resources

NCMEC

The National Center for Missing and Exploited Children's (NCMEC) mission is to help prevent child abduction and sexual exploitation; help find missing children; and assist victims of child abduction and sexual exploitation, their families, and the professionals who serve them.

NamUs

The National Missing and Unidentified Persons System (NamUs) is a national centralized repository and resource center for missing persons and unidentified decedent records.

NamUs is a free online system that can be searched by medical examiners, coroners, law enforcement officials and the general public from all over the country in hopes of resolving these cases.

Rocky Mountain Innocence Lost Task Force

Part of a joint initiative with the Department of Justice that targets organizations involved in child prostitution.

MONITORING

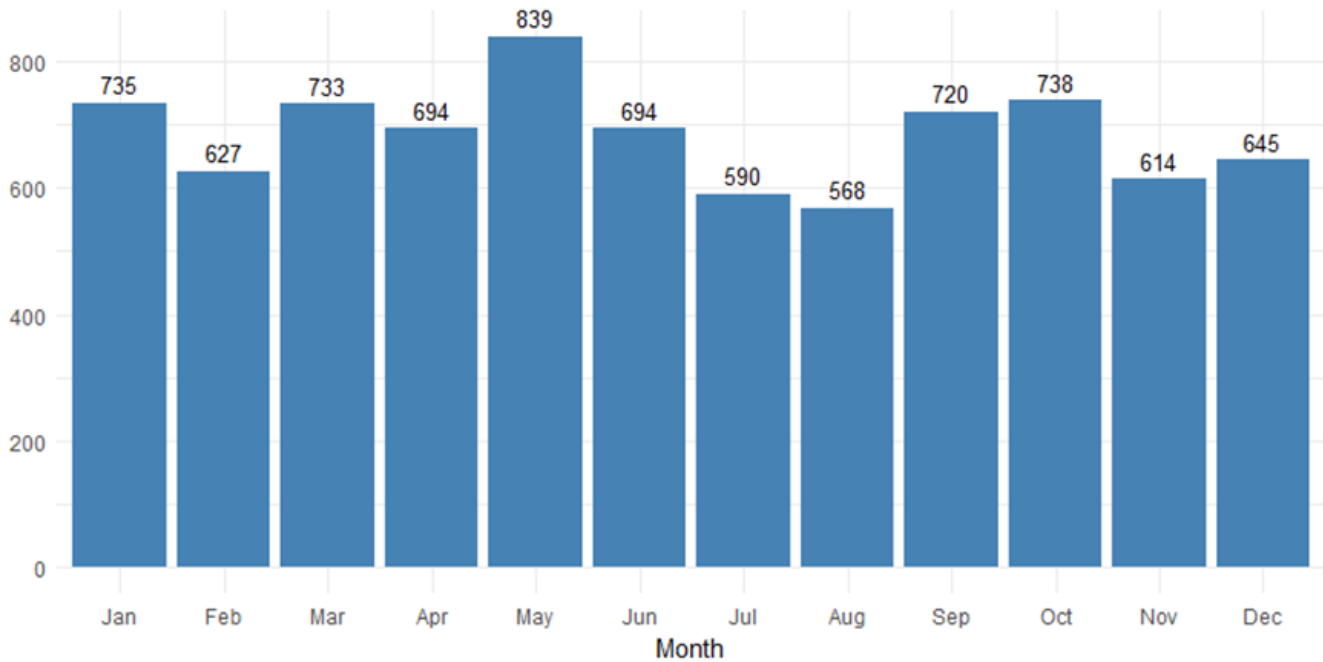
The Unit reviews missing person's reports submitted to the Colorado Crime Information Center (CCIC) and the National Crime Information Center (NCIC) for validity, completeness and accuracy and ensures the originating agency makes any necessary corrections or additions.

When a child has been missing for thirty days, the Unit must attempt to obtain the child's dental records and attach them to the NCIC missing person report.

The Unit sends lists of children missing from Colorado to each Colorado school district for comparison with their enrollment records to identify missing children in their schools. If a district chooses, it may submit enrollment lists to the Unit for comparison with NCIC records to locate children missing from all states. When a match is verified, the Unit notifies the appropriate authorities to facilitate the return of the missing child.

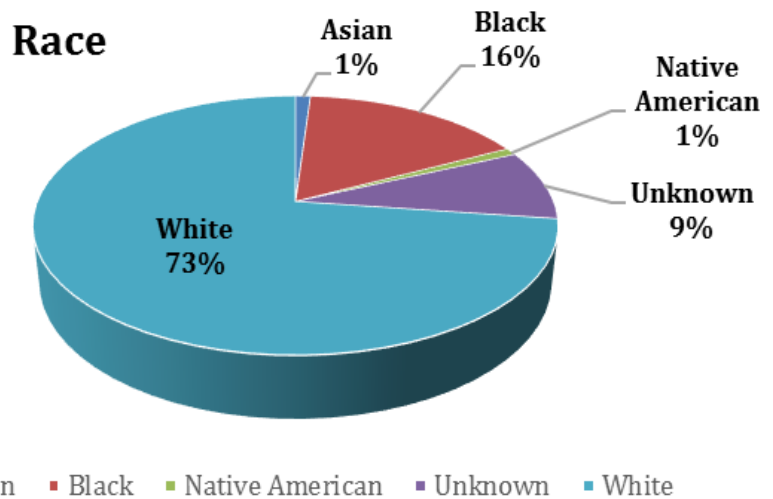
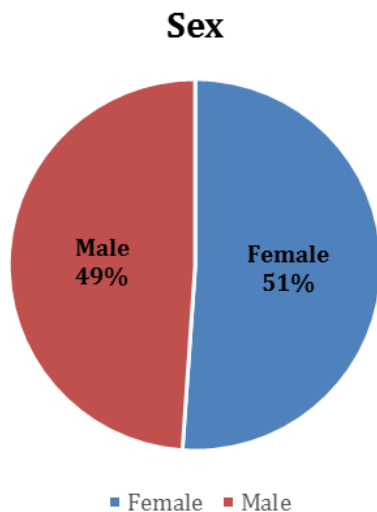
FACTS OF INTEREST

Information in this report was provided to the Colorado Bureau of Investigation (CBI) by local law enforcement agencies using the CCIC automated information system. Each report filed with the local agency is entered into the CCIC computer as a separate case. The numbers below reflect cases as opposed to actual missing children, i.e. some children may have been reported missing, recovered, and subsequently missing once more. Thus, the intent of this report is to reflect the total number of entries in CCIC and total number of entries removed from CCIC in a given month. It does not indicate recovery rates based on each child. Finally, because this data is based only on reports, the program has no way of identifying those children who have not been reported to local authorities by parents or legal guardians. This information is reflecting person's reported as missing who are age 17 and younger.

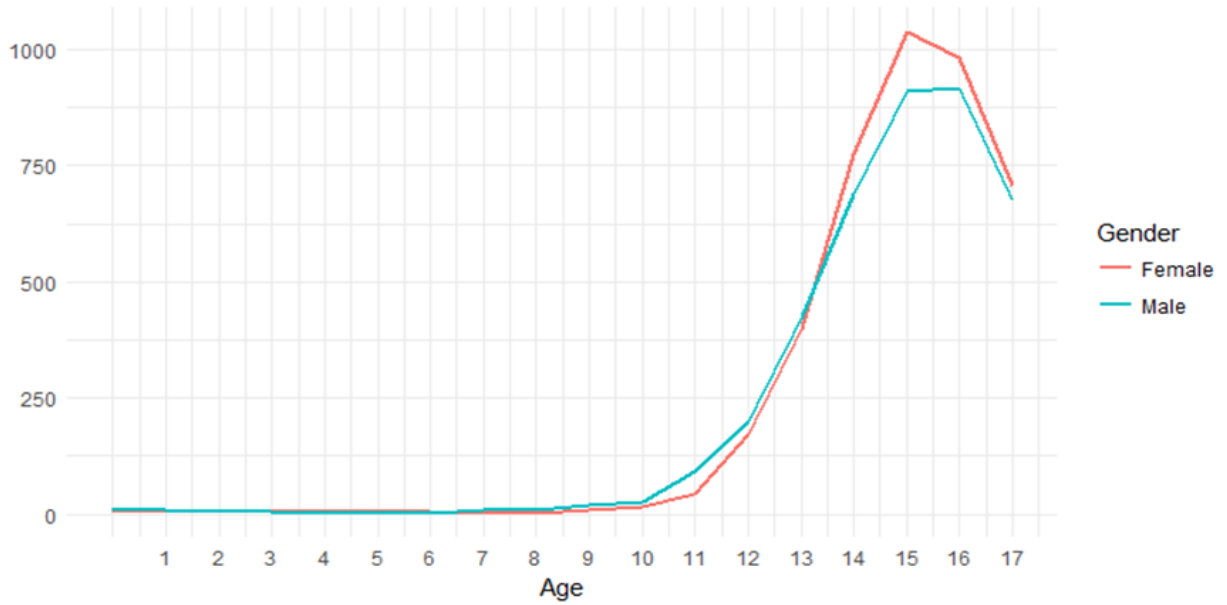


A total of 8,197 reports were received in 2018.

This is a decrease of 10% from the 9,122 reports received in 2017.



Missing by Age and Sex



82% of the children reported as missing were between the ages of 14 and 17.

47% of the children reported as missing were between the ages of 15 and 16.

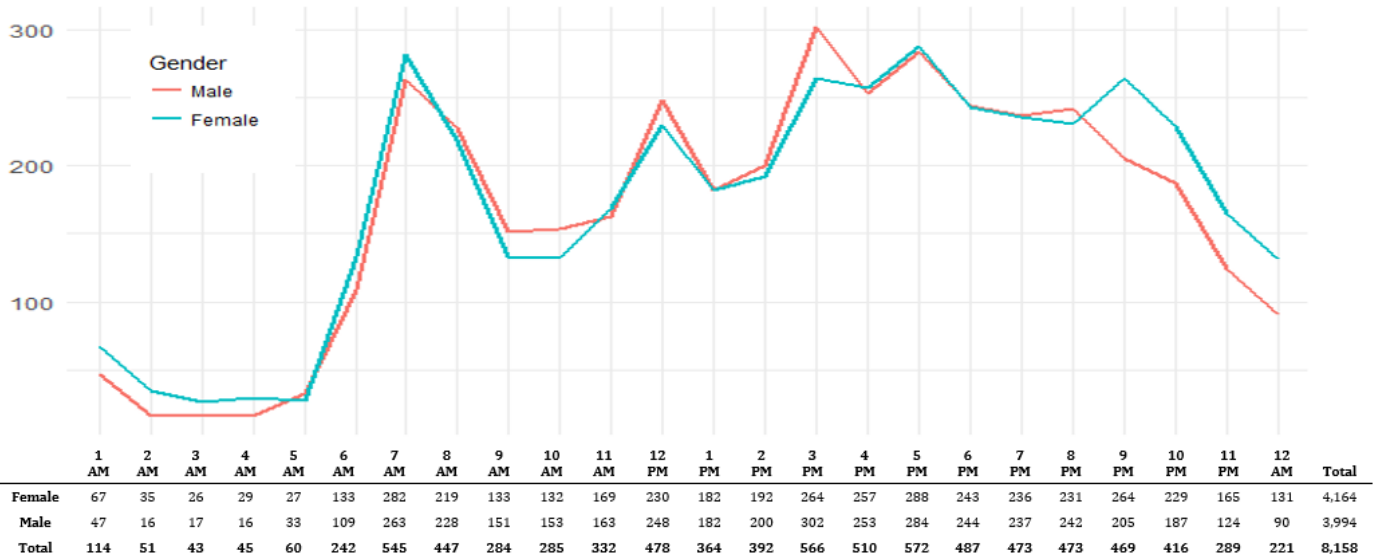
The highest reported day of the week for children to last be seen was Friday.

The most common time for children to be last be seen was around 5 PM.

Day Last Seen

	Sunday	Monday	Tuesday	Wednesday	Thursday	Friday	Saturday	Total
Female	484	582	649	609	630	717	515	4,186
Male	456	567	613	546	592	679	558	4,011
Total	940	1,149	1,262	1,155	1,222	1,396	1,073	8,197

Time Last Seen



	1 AM	2 AM	3 AM	4 AM	5 AM	6 AM	7 AM	8 AM	9 AM	10 AM	11 AM	12 PM	1 PM	2 PM	3 PM	4 PM	5 PM	6 PM	7 PM	8 PM	9 PM	10 PM	11 PM	12 AM	Total
Female	67	35	26	29	27	133	282	219	133	132	169	230	182	192	264	257	288	243	236	231	264	229	165	131	4,164
Male	47	16	17	16	33	109	263	228	151	153	163	248	182	200	302	253	284	244	237	242	205	187	124	90	3,994
Total	114	51	43	45	60	242	545	447	284	285	332	478	364	392	566	510	572	487	473	473	469	416	289	221	8,158

CIRCUMSTANCE OF MISSING

Non-Suspicious - typically signifies children who have either ran away or have been taken by a family member but are not considered to be a victim of a non-custodial abduction

Lost - a person who is presumed to have wandered away and has become lost and unable to return to a known location

Kidnapped - a person who is missing under circumstances indicating that the disappearance is not voluntary and who has been abducted by a stranger or non-family member

Non-Custodial Abduction - the taking of a child by the non-custodial parent or family member with the intent to deprive the legal parent or guardian possession of that child

Suspicious - a person who is missing with insufficient information to enable placing the record in any other probable category

Unknown - the circumstances of their missing were not reported to law enforcement or the CBI

Age	Kidnapped	Lost	Non-custodial Kidnapping	Non-suspicious	Suspicious circumstances	Unknown	Total
0	1	0	1	11	1	2	16
1	0	0	2	9	4	1	16
2	1	0	2	5	3	1	12
3	0	0	0	5	6	0	11
4	0	0	0	4	3	0	7
5	0	0	3	5	3	0	11
6	1	0	0	5	0	0	6
7	0	0	4	4	3	0	11
8	0	0	0	8	1	0	9
9	0	0	0	27	2	1	30
10	0	1	0	41	0	0	42
11	0	0	0	129	1	6	136
12	1	1	1	358	2	9	372
13	1	3	2	796	4	17	823
14	0	1	1	1,427	7	29	1,466
15	2	3	3	1,904	7	31	1,950
16	0	3	3	1,846	6	40	1,898
17	0	4	4	1,322	8	43	1,381
Total	7	16	26	7,906	61	180	8,197

Activities When Missing

	Female	Male	Total
At Friends/Relatives Inside Residence	88	74	162
At Friends/Relatives Outside Residence	44	37	81
At Home Inside Residence	1,821	1,828	3,649
At Home Outside Residence	415	403	818
At Public Place Inside Building	70	75	145
At Public Place Outside	157	124	281
Friends/Relatives Residence In Vehicle	22	29	51
Friends/Relatives Residence On Foot	14	17	31
In Custody Of A Public Institution	66	59	125
Inside A Building	46	33	79
Inside Private Residence	147	145	292
Inside Public Place	39	35	74
Inside School Building	141	133	274
On Trip In Local Area	11	10	21
On Vacation Trip In State	3	2	5
On Vacation Trip Out-Of-State	12	8	20
Other	94	96	190
Outside A Building	49	40	89
Outside At Private Residence	43	55	98
Outside At Public Place	72	72	144
Outside School Building	153	160	313
Public Place In Vehicle	40	36	76
Public Place On Foot	62	51	113
School In Vehicle	13	8	21
School On Foot	28	19	47
Traveling To Or From Anywhere On A Bi-cycle	5	1	6
Unknown	516	444	960
Work In Vehicle	7	8	15
Work On Foot	8	9	17
Total	4,186	4,011	8,197

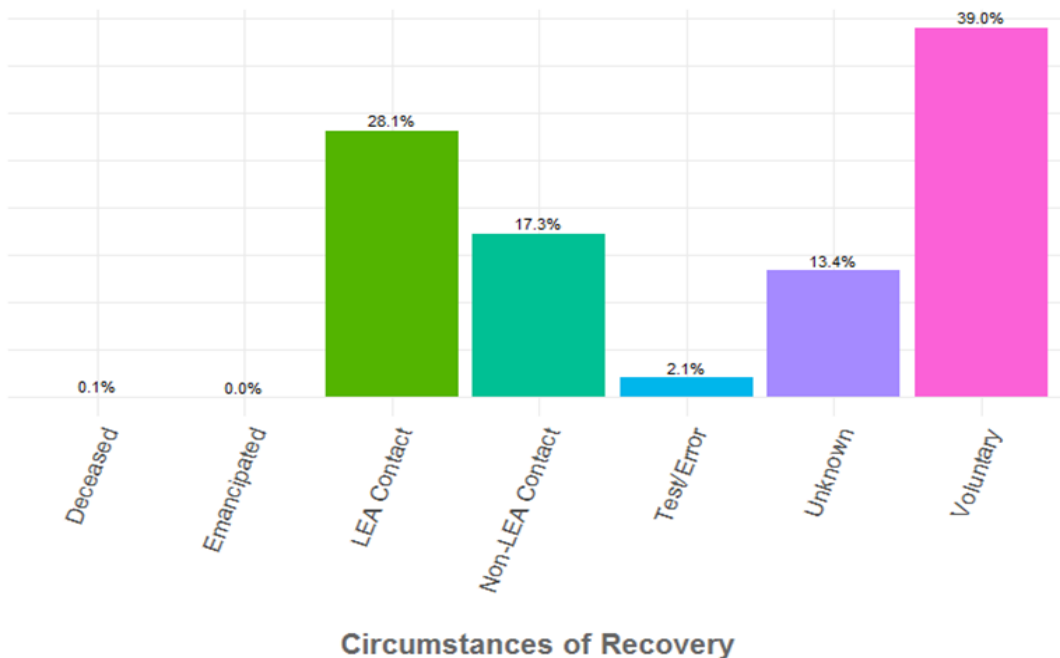
Over half of the children were reported to have been last seen in or near their residence. A residence can be a family home, non-profit residential group home, foster home, or residential treatment facility.

CIRCUMSTANCES OF RECOVERY

Of the cases closed in 2018, 39% were resolved when the child returned voluntarily.

Contact with Law Enforcement was responsible for the resolution of another 28% of cases.

	Jan	Feb	Mar	Apr	May	Jun	Jul	Aug	Sep	Oct	Nov	Dec	Totals
Returned Voluntarily													
Female	104	96	110	97	120	95	74	103	91	102	76	70	1138
Male	92	98	94	99	107	87	84	88	104	121	89	94	1157
Contact with Law Enforcement													
Female	86	63	75	75	99	77	54	43	67	72	54	63	828
Male	63	61	67	70	92	59	52	60	75	88	72	69	828
Contacted by Other than Law Enforcement													
Female	40	31	44	45	45	30	32	35	38	34	42	43	459
Male	54	36	55	40	43	44	39	50	50	49	47	52	559
Deceased													
Female	0	1	0	0	0	0	0	0	0	0	0	0	1
Male	0	0	1	0	0	0	0	0	0	0	0	1	2
Unknown													
Female	40	32	35	40	48	22	37	23	40	43	27	42	429
Male	27	39	21	23	36	31	29	21	38	30	34	30	359
Emancipated													
Female	0	0	0	1	0	0	0	0	0	0	0	0	1
Male	0	0	0	0	0	0	0	0	0	0	0	1	1
Record was test or had erroneous data													
Female	5	9	6	6	4	5	5	5	8	2	7	8	70
Male	3	4	3	8	1	5	3	2	8	4	4	6	51
Totals	514	470	511	504	595	455	409	430	519	545	452	479	5883



MISSING CHILDREN'S DAY POSTER CONTEST

Since 1983, May 25 has been designated as National Missing Children's Day and every year the United States Department of Justice (DOJ) takes time to commemorate the valiant and unselfish acts of the many organizations and individuals who bring our missing children home.

In conjunction with this event the DOJ sponsors a national poster contest for fifth graders and announces the winner at the annual National Missing Children's Day Ceremony in Washington, DC. Each state submits one entry for the national contest.


Makayla from St. John the Baptist School was the winner for the 2018 Colorado contest and her poster is featured on the cover of this report. The second and third place winners are shown below.



2nd Place

Katie

St. John the Baptist School



3rd Place

Gabriella

St. John the Baptist School