



## Colorado Automobile Theft Prevention Authority

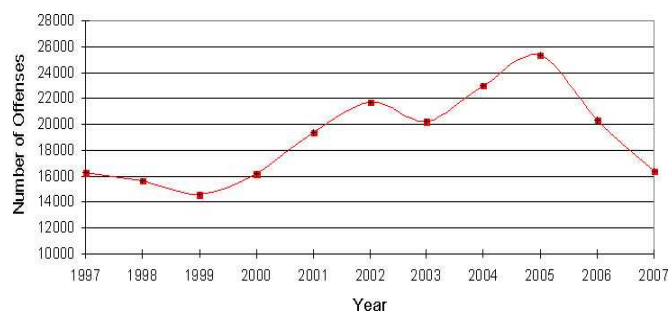
In 2009 the Colorado Auto Theft Prevention Authority, CATPA, will award grants for multi-agency auto theft prevention, enforcement, investigative and prosecution programs. Authorization for CATPA is through CRS 42-5-112. CATPA will be able to award approximately \$4 million for the calendar year 2009. Grant applications will be published in the Spring of 2009.

CATPA came into existence in 2004 through the efforts by the Colorado Auto Theft Investigators, [www.coloradoautotheft.org](http://www.coloradoautotheft.org) a not for profit organization of auto theft investigators in Colorado over the concern with the increase in motor vehicle thefts in the state and the diminishing attention and commitment toward strategic investigation, enforcement and prosecution of these crimes.

Legislation in 2003 permitted "voluntary" funding for the purpose of creating the CATPA. Over the next four years that one-time funding influx of approx \$700,000, from State Farm and Progressive and other insurance companies was used for investigative, enforcement, public awareness and law enforcement training programs. The results included several part-time multi-agency task forces that accelerated investigative and enforcement efforts on repeat and major criminal offenders. These efforts resulted in an increase in stolen vehicle recoveries and criminal prosecutions of hard core and major organized criminal groups. Also achieved through these efforts were significant reductions in state-wide auto thefts in 2006 and 2007.

In 2008 SB-60 authored by Senator Betty Boyd was passed by the legislature and signed by Governor Bill Ritter. This bill provides CATPA with permanent funding, \$1 per insured vehicle each year until the Sunset Review in 2018. As a result, CATPA has 10 years of steady funding of more than \$4 million per year for motor vehicle theft investigation, prevention, enforcement, prosecution or training.

### Colorado Auto Theft Statistics



- In 2007, a total of 16,353 motor vehicle thefts were reported by law enforcement agencies in Colorado according to the Colorado Bureau of Investigation.
- This is a 19.5% decrease in motor vehicle thefts from 2006.
- Automobiles accounted for 13,518 or 82.6% of the vehicles stolen.
- Trucks or buses accounted for 1,618 or 9.89% of the vehicles stolen.
- Vehicles classified as other vehicle accounted for 1,217 or 7.44% of the vehicles stolen.

Nationwide in 2006, there were 1,095,769 motor vehicle thefts, or a rate of approximately 363.3 motor vehicles stolen for every 100,000 inhabitants. The estimated number and rate of motor vehicle thefts in 2007 decreased 8.1% when compared with data for 2006.

For 2007, Colorado was ranked 19th among states for number of auto thefts compared to 16th in 2005. Using the FBI's average valuation of \$6,173 per stolen vehicle, this amounts to an estimated \$100.9 million in losses during 2007.

**Colorado's Top Ten Stolen Vehicles - 2007(NICB)**

1. 1994 Honda Accord
2. 2000 Honda Civic
3. 1993 Jeep Cherokee/Grand Cherokee
4. 1995 Saturn SL
5. 2001 Dodge Ram Pickup
6. 1998 Ford F150 Series
7. 1990 Toyota Camry
8. 1997 Dodge Neon
9. 1999 Chevrolet Full Size C/K 1500 Pickup
10. 1995 Acura Integra

Each year, the National Insurance Crime Bureau studies Metropolitan Statistical Areas (MSA's), or major metropolitan areas to compare the number of vehicle thefts per 100,000 people.

Metropolitan Area	2007 Rank, out of 361 MSAs	2007 Auto Theft Rate per 100,000 people	2006 Auto Theft Rate per 100,000 people
Denver/Aurora	59	445.58	575.08
Colorado Springs	147	285.01	363.49
Pueblo	113	334.55	322.20
Greeley	212	203.90	306.33
Grand Junction	233	189.82	269.28
Fort Collins-Loveland	250	167.96	181.81
Boulder-Longmont	299	128.50	173.35

## Vehicle Thefts - State Ranking

Rank	2007	2006	2006-2007 Difference	2006-2007 % Change	2007 Theft Rate*		
1	California	219,392	257,543	257,543	-38,151	-14.81%	600.2
2	Texas	93,899	93,423	93,423	476	0.51%	392.8
3	Florida	73,656	75,303	75,303	-1,647	-2.19%	403.6
4	Arizona	48,389	54,905	54,905	-6,516	-11.87%	763.4
5	Georgia	42,594	44,477	44,477	-1,883	-4.23%	446.3
6	Michigan	42,151	48,223	48,223	-6,072	-12.59%	418.5
7	Washington	37,622	49,287	49,287	-11,665	-23.67%	581.6
8	Illinois	33,887	39,385	39,385	-5,498	-13.96%	263.7
9	Ohio	33,779	41,379	41,379	-7,600	-18.37%	294.6
10	Maryland	28,393	34,070	34,070	-5,677	-16.66%	505.4
11	New York	28,030	35,736	35,736	-7,706	-21.56%	145.3
12	North Carolina	27,966	28,466	28,466	-500	-1.76%	308.6
13	Pennsylvania	26,461	29,394	29,394	-2,933	-9.98%	212.8
14	Missouri	23,784	25,699	25,699	-1,915	-7.45%	404.6
15	Nevada	22,331	26,931	26,931	-4,600	-17.08%	870.5
16	New Jersey	21,953	27,683	27,683	-5,730	-20.70%	252.7
17	Tennessee	21,658	25,078	25,078	-3,420	-13.64%	351.8
18	Indiana	19,557	21,744	21,744	-2,187	-10.06%	308.2
19	South Carolina	17,026	16,358	16,358	668	4.08%	386.3
20	Colorado	16,792	26,101	26,101	-9,309	-35.67%	345.4
21	Louisiana	15,180	14,389	14,389	791	5.50%	353.6
22	Massachusetts	14,992	18,880	18,880	-3,888	-20.59%	232.4
23	Oregon	14,549	19,262	19,262	-4,713	-24.47%	388.2
24	Alabama	14,230	13,140	13,140	1,090	8.30%	307.5
25	Virginia	14,054	15,972	15,972	-1,918	-12.01%	182.2
26	Oklahoma	13,459	13,900	13,900	-441	-3.17%	372.1
27	Wisconsin	13,433	12,546	12,546	887	7.07%	239.8
28	Minnesota	12,526	14,281	14,281	-1,755	-12.29%	241
29	Connecticut	9,167	10,418	10,418	-1,251	-12.01%	261.7
30	New Mexico	8,939	7,993	7,993	946	11.84%	453.8
31	Utah	8,812	8,493	8,493	319	3.76%	333.1
32	Kentucky	8,675	8,796	8,796	-121	-1.38%	204.5
33	Kansas	8,564	9,322	9,322	-758	-8.13%	308.5
34	Puerto Rico	7,822.0	9,299	9,299	-1,477	-15.88%	198.5
35	District of Columbia	7,600	7,720	7,720	-120	-1.55%	1291.9
36	Mississippi	7,381	7,492	7,492	-111	-1.48%	252.9
37	Arkansas	7,010	7,284	7,284	-274	-3.76%	247.3
38	Hawaii	6,715	9,135	9,135	-2,420	-26.49%	523.2
39	Nebraska	5,201	5,567	5,567	-366	-6.57%	293.1
40	Iowa	4,885	5,475	5,475	-590	-10.78%	163.5
41	West Virginia	3,492	3,816	3,816	-324	-8.49%	192.7
42	Rhode Island	3,226	4,398	4,398	-1,172	-26.65%	305
43	Alaska	2,418	2,595	2,595	-177	-6.82%	353.8
44	Delaware	2,316	2,349	2,349	-33	-1.40%	267.8
45	Idaho	2,226	2,884	2,884	-658	-22.82%	148.5
46	Montana	1,755	1,971	1,971	-216	-10.96%	183.2
47	New Hampshire	1,299	1,337	1,337	-38	-2.84%	98.7
48	Maine	1,259	1,348	1,348	-89	-6.60%	95.6
49	North Dakota	914	1,057	1,057	-143	-13.53%	142.9
50	Wyoming	796	739	739	57	7.71%	152.2
51	South Dakota	735	841	841	-106	-12.60%	92.3
52	Vermont	641	641	641	0	0.00%	103.2
<b>US TOTAL</b>		<b>1,095,769</b>	<b>US TOTAL</b>	<b>1,235,226</b>	<b>-139,457</b>	<b>-11.29%</b>	

\*Motor Vehicle Theft Rate per 100,000 Inhabitants. Information obtained from the U.S. Department of Justice Federal Bureau of Investigation 2007 Uniform Crime Report.

\*\*Statistics provided for Colorado are based on the numbers reported in the 2007 Uniform Crime Report which included estimated figures due to the reporting requirements deadlines. Statistics provided by CBI include exact numbers.

**DMATT Denver Metropolitan Automobile Theft Team**  
 LEA's Arapahoe County Sheriff's Office  
 Arvada Police Department  
 Aurora Police Department  
 Denver Police Department  
 Douglas County Sheriff's Office  
 Englewood Police Department  
 Jefferson County Sheriff's Office  
 Northglenn Police Department  
 Sheridan Police Department  
 Westminster Police Department  
 Colorado State Patrol  
 Colorado Attorney General's Office  
 Colorado State Parks

**NCRAT Northern Colorado Reduce Automobile Theft**  
 LEA's Ft. Collins Police Department  
 Ft. Lupton Police Department  
 Greeley Police Department  
 Larimer County Sheriff's Office  
 Longmont Police Department  
 Lochbuie Police Department  
 Loveland Police Department  
 Weld County Sheriff's Office  
 Colorado State Patrol  
 Colorado Department of Revenue

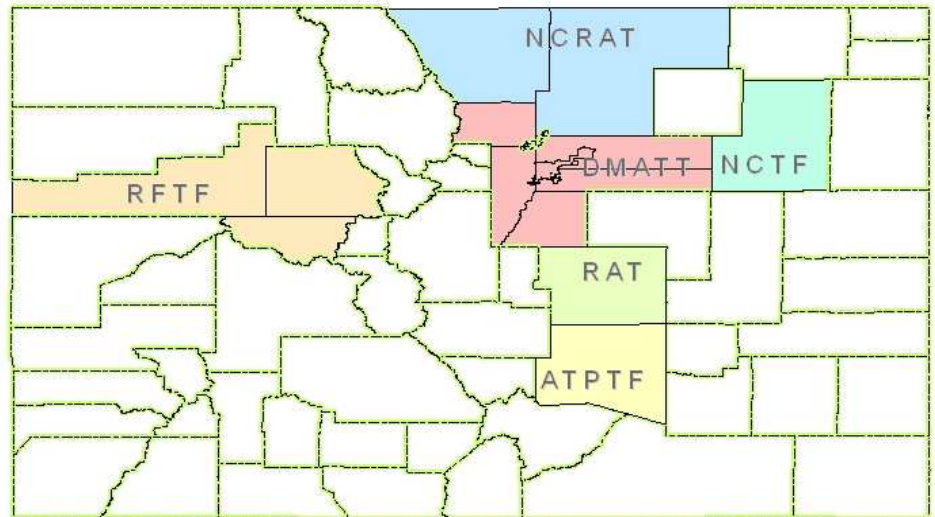
**RAT Metropolitan Reduce Automobile Theft**  
 LEA's Colorado Springs Police Department  
 El Paso County Sheriff's Office  
 Colorado State Patrol

**RFTF Roaring Fork Task Force**  
 LEA's Aspen Police Department  
 Basalt Police Department  
 Carbondale Police Department  
 Eagle County Sheriff's Office  
 Garfield County Sheriff's Office  
 Glenwood Springs Police Department  
 Pitkin County Sheriff's Office  
 Snowmass Village Police Department

**ATPTF Automobile Theft Prevention Task Force**  
 LEA's Pueblo County Sheriff's Office  
 Pueblo Police Department  
 Colorado State Patrol

**NCTF Northeast Colorado Task Force**  
 LEA's Akron Police Department  
 Washington County Sheriff's Office

**Motor Vehicle Theft  
 Task Forces and Educational Programs  
 Funded by the Colorado Auto Theft Prevention Authority**



**Education Programs**

- |                       |                                      |                                     |
|-----------------------|--------------------------------------|-------------------------------------|
| Lock it and Pocket    | El Paso County                       | Colorado Springs Police Department  |
| Smart Park            | Eagle/Garfield/Pitkin Counties       | Basalt Police Department            |
| Watch Your Car        | City and County of Denver            | Denver Police Department's COP SHOP |
| Bait car posters      | Arapahoe County                      | Arapahoe County Sheriff's Office    |
| Multi-Housing Project | City of Wheatridge/ Jefferson County | Wheatridge Police Department        |

Map Produced by Colorado State Patrol  
 Information Technology Section

**\* Results from Task Forces Activities Funded By CATPA**

**Total Amount Awarded: \$786,673**  
**Number of Recoveries: 1,288**  
**Estimate Value of the Recovered Vehicles: \$12,559,336**  
**Estimated Value per Recovered Vehicle: \$9,751**  
**Felony Arrests Made: 428**

*\*Information obtained as of September 30, 2008*

## Highlights from the Task Force Activity

### *The Denver Metro Auto Theft Team (DMATT)*

This team is comprised of 14 law enforcement agencies from the Denver Metropolitan Area including the Colorado Attorney General's Office, Department of Revenue, and State Parks. This task force has recovered a total of 400 stolen vehicles valued at \$4,227,862, investigated 67 chop shops, inspected 58 businesses, and arrested a total of 189 persons on automobile theft-related charges.



### *The Regional Auto Theft Team of Northern Colorado (NCRAT)*

This is a collaborative effort among 10 law enforcement agencies in Northern Colorado. During 2008, the task force assisted in the investigation and recovery of 43 stolen vehicles. Working as a team and with other outside agencies, they assisted in the above-mentioned recoveries worth an estimated \$464,525.00. Associated cases also resulted in the recovery of numerous stolen/altered vehicle parts and other property estimated at \$32,000.00.

In addition, twenty chop shops investigations were completed and 32 businesses inspected.

### *Metropolitan Reduce Automobile Theft (RAT)*

This partnership is comprised of the Colorado Spring Police Department, the El Paso County Sheriffs Office, and the Colorado State Patrol who are working together to reduce automobile theft in the Colorado Springs area. The success of this multi-jurisdictional group has led to 53 felony arrests and 92 recovered stolen vehicles since its inception.



### *Roaring Fork Valley Task Force*

Located on Colorado's Western Slope, this task force is comprised of the eight law enforcement agencies in the Glenwood Springs/Aspen area. To date this task force has recovered a total of 149 stolen vehicles valued at \$1,553,596.00 and made 40 arrests for auto theft related crimes.

### *Project "Gotcha"*

Washington County Sheriff's Office received funding to purchase a Global Positioning System (GPS) device to combat the theft of farm machinery and construction equipment in Colorado's northeast corner.


**Highlights from the Public Awareness Activities**

**Watch Your Car Program**

The State of Colorado participates in the Watch Your Car Program which is a motor vehicle theft prevention program. The Watch Your Car Program is a cooperative initiative among states and the Bureau of Justice Assistance (BJA). Statistics show that significant number of auto thefts occur during the early morning hours when the vehicle's owner is asleep and is unaware that their vehicle was stolen.

The Program provides decals to motor vehicle owners to display on their vehicles. These decals are an indication to the police officer that this vehicle is not normally driven between the hours of 1 a.m. and 5 a.m. Therefore, they have probable cause to stop the vehicle. Owners register the vehicles in this Program. The Colorado State Patrol maintains a database of all of the vehicles enrolled in Watch Your Car Program.

In order to create public awareness about availability of the Watch Your Car Program in Colorado, the Colorado State Patrol and the Denver Police Department's COPSHOP held events to increase participation in the program, media events were held and vehicle anti-theft devices were purchased (i.e. "The Club ®"). These steering wheel devices were given to individuals who registered their vehicle in the Watch Your Car Program at these events.



**Training and Community Education**

A number of advanced training courses in the area of automobile theft were provided to all members of the Colorado Auto Theft Investigators (CATI). CATI is an organization whose members are from 30 law enforcement agencies, the insurance industry, and the National Insurance Crime Bureau (NICB). This is tri-state organization (Colorado Wyoming, and Nebraska) and its purpose is to educate it members about the latest developments in the field of automobile theft and associated crimes.



**Multi-Family Housing Project**

The Wheat Ridge Police Department partnered with five apartment complexes within the city to combat the crime of automobile theft. The apartment complexes issued stickers to their residents. A significant number of stolen vehicles were being recovered in these complexes. It allowed apartment management to easily identify those unauthorized vehicles.

**Bait Car Advertising Campaign**

This project was a public awareness campaign about law enforcement's use of bait vehicles in combating the crime of automobile theft. This campaign was conducted by the Arapahoe County Sheriff's Office who used both prints and radio media to educate the public about auto theft prevention and the use of a bait vehicle.

The current members of the CATPA Board of Directors appointed by the Governor are:

- M.A. Padilla (Chair) - designee of the Executive Director, Colorado Department of Public Safety
- Gerald E. Cole - (Vice-Chair) - Public Representative
- Matt Cook - designee of the Executive Director, Colorado Department of Revenue
- Eva E. Wilson - Representative from the Colorado District Attorneys Council
- Kevin L. Paletta - Law Enforcement Representative
- J. Grayson Robinson - Law Enforcement Representative
- Janet B. Cammack - Insurance Company Representative
- John J. Levi - Insurance Company Representative
- Tonia K. Rumer - Insurance Company Representative
- Linda W. Tacinas - Insurance Company Representative
- Carole R. Walker - Insurance Company Representative

**BUDGET INFORMATION**

**Donations, Assessment Fees Paid, Expenditures, and Grant Awards**

A total amount of \$2,399,149 has been received as contributions and assessment fees paid to the fund since January 2004. Gifts, grants, and donations have been provided by the following companies. The total amount spent on the program administration, operating costs, and board expenses is \$68,002. The breakdown is as follows. Total amount spent on administrative contract services was \$55,289.14 and \$12,712.86 has been spent on operating and board expenses. The CATPA Board of Directors awarded a total of \$786,673 in grants. All of the grant awards were ratified by the Chief of the Colorado State Patrol and Executive Director of the Colorado Department of Public Safety. A chart showing the list of the grant recipients and their award amount is below.

Donation / Assessments Received From	Date of the Donation	Total Amount of the Donation
State Farm Insurance Companies	January 2004	\$693,448
Progressive Insurance	January through December 2004	\$30,000
	January through December 2005	\$35,000
	January through December 2006	\$35,000
Country Companies	January 2005	\$500
	January 2006	\$500
Liberty Mutual Insurance	July 2007	\$2,500
National Equipment Register (2006 Recovery of the Year Recipient)	January 2007	\$1,000
Assessment Fees Paid by Insurance Companies for Insured Vehicles Reported on 7/1/2008	August - December, 2008	1,601,201
<b>TOTAL AMOUNT RECEIVED</b>		<b>\$2,399,149</b>

*A Listing of the CATPA Grant Awards Approved by the Board of Directors- For Calendar Years 2005 through 2008*

Contracting Agency	Name of the Project	Year of the Award	Purpose Area	Amount of the Award
Colorado State Patrol	Northern Colorado Auto Theft (NCRAT)	2007	Task Force	\$20,000
Colorado State Patrol	Denver Metro Auto Theft Team (DMATT)	2007	Task Force	\$15,000
Colorado Spring Police Department	Metro Reduce Auto Theft (RAT)	2007	Task Force	\$20,000
Colorado Auto Theft Investigators (CATI)	Training and Community Education	2007	Educational	\$15,000
Colorado State Patrol	Northern Colorado Auto Theft (NCRAT)	2007	Task Force	\$44,244
Colorado Springs Police Department	Metro Reduce Auto Theft (RAT)	2007	Task Force	\$32,298
Colorado State Patrol	Denver Metro Auto Theft Team (DMATT)	2005	Task Force	\$300,000
Colorado State Patrol	Northern Colorado Auto Theft (NCRAT)	2005	Task Force	\$138,400
Colorado State Patrol	Investigative Fund	2006	Task Force	\$18,000
Colorado Spring Police Department	Metro Reduce Auto Theft (RAT)	2005	Task Force	\$71,502
Basalt Police Department	Park Smart	2006	Task Force	\$39,344
Pueblo Police Department	Pueblo Automobile Theft Prevention	2006	Task Force	\$21,200
Washington County Sheriffs Office	Project Gotcha	2006	Task Force	\$4,100
Wheat Ridge Police Department	Multi-Family Housing Project	2006	Educational	\$6,000
Arapahoe County Sheriffs Office	Bait Car Advertisement	2006	Educational	\$5,000
Denver Police Department's COPSHOP	Watch Your Car	2006	Educational	\$1,800
Colorado Auto Theft Investigators (CATI)	Training and Community Education	2005	Educational	\$10,000
Colorado Auto Theft Investigators (CATI)	Training and Community Education	2006	Educational	\$10,000
Colorado State Patrol	Watch Your Car	2005	Educational	\$6,795
Colorado State Patrol	Watch Your Car	2005	Educational	\$7,990
<b>TOTAL</b>				<b>\$786,673</b>