



2020 ANNUAL REPORT

Water Supply Reserve Fund

Submitted by the Colorado Water Conservation Board to the House of Representatives House Rural Affairs and Natural Resources Committee and the Senate Agriculture and Natural Resources Committee.

OVERVIEW

The Water Supply Reserve Fund (referred to as WSRF hereafter) is administered by the Colorado Water Conservation Board (CWCB) in collaboration with the Interbasin Compact Committee (IBCC) and the nine Basin Roundtables established under House Bill 05-1177 (Colorado Water for the 21st Century Act). Requests for funding begin at the Basin Roundtables. Applications approved by the local Roundtable are submitted to the CWCB, with most project sponsors providing significant matching funds.

Monies from WSRF are distributed according to the WSRF Criteria and Guidelines, which were jointly developed by the CWCB and IBCC in collaboration with the Basin Roundtables. This year, a subcommittee of IBCC and CWCB Board members reviewed several changes to the WSRF Criteria and Guidelines aimed at enhancing clarity, moving application deadlines and streamlining the timing of annual fund deposits. The CWCB Board approved the updates to the WSRF Criteria and Guidelines at the [September board meeting](#). The updated [Criteria and Guidelines](#), [application](#), and other materials are available on the CWCB website.

The annual review of the Criteria and Guidelines allows for program adjustments. Adjustments to the Criteria and Guidelines have enabled the WSRF to adapt to the changing needs of Colorado’s water community and meet the diverse needs of projects throughout the state.

SINCE ITS INCEPTION, OVER \$96 MILLION IN WSRF GRANTS WERE APPROVED FOR 719 PROJECTS ACROSS COLORADO. THIS LEVERAGED OVER \$274 MILLION IN MATCHING CONTRIBUTIONS (CASH AND IN-KIND) FROM STATE, FEDERAL AND LOCAL PARTNERS.¹

BACKGROUND

The WSRF was created in 2006 by Senate Bill 06-179. The legislature created the WSRF to help citizens identify and meet their critical water supply and management needs. Funds from the WSRF may be used to:

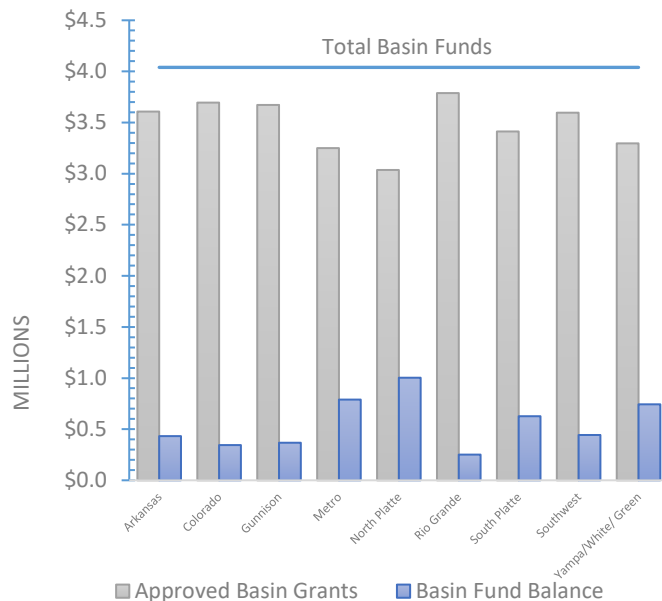
- 1) Identify human, environmental, or recreational water needs (also commonly referred to as "Needs Assessments")
- 2) Evaluate water supplies in each basin
- 3) Build projects or identify methods to meet the water supply needs of the river basin

The authorizing legislation provides funds for a broad range of eligible activities including: construction of infrastructure (storage, pipelines, river improvements, etc.), feasibility studies, studies of human and environmental needs, and technical assistance for permitting or environmental compliance.

TABLE 1: TOTAL, APPROVED, AND REMAINING FUNDS 2006 - 2020

BASIN	APPROVED BASIN GRANTS	BASIN FUND BALANCE
TOTAL BASIN FUNDS FOR EACH BASIN: \$4,039,395		
ARKANSAS	\$3,607,149	\$432,246
COLORADO	\$3,694,779	\$344,616
GUNNISON	\$3,671,957	\$367,438
METRO	\$3,249,801	\$789,594
NORTH PLATTE	\$3,035,888	\$1,003,507
RIO GRANDE	\$3,788,048	\$251,347
SOUTH PLATTE	\$3,412,530	\$626,865
SOUTHWEST	\$3,596,144	\$443,251
YAMPA/WHITE/ GREEN	\$3,296,104	\$743,291

FIGURE 1: TOTAL, APPROVED, AND REMAINING FUNDS 2006- 2020



¹ Total project count as of September 2020.

DISTRIBUTION OF WSRF FUNDING

The WSRF Criteria and Guidelines split the funds into Basin Accounts and a Statewide Account. Each Basin Account has received \$4,039,395 to date and they have together approved a total of \$31,352,400, as shown in Table 1 and Figure 1 (page 1).

To date, the Statewide Account has received \$71,244,453 (including interest), with \$65,555,841 in approved grants. The distribution of WSRF funds from the Statewide Account per basin is shown in the table below.

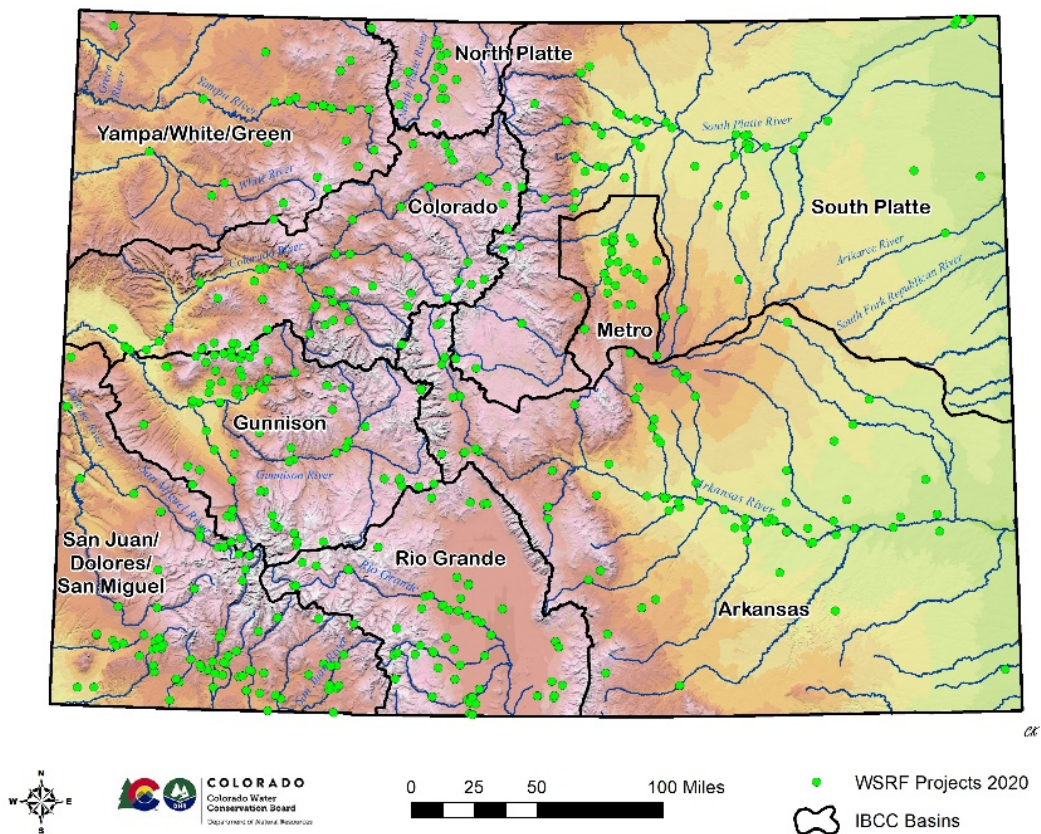
TABLE 2: STATEWIDE FUND DISTRIBUTION APPROVED BY BASIN THROUGH SEPTEMBER 2020

Basin	Arkansas	Colorado	Gunnison	Metro	North Platte	Rio Grande	South Platte	Southwest	Yampa/White/Green	Total
Amount Approved from Statewide Account	\$12,733,703	\$6,508,889	\$6,866,607	\$7,656,532	\$842,844	\$13,104,635	\$7,968,627	\$8,876,036	\$997,969	\$65,555,841
Percent Approved from Statewide Account	19%	10%	11%	12%	1%	20%	12%	13%	2%	100%

GEOGRAPHIC DISTRIBUTION OF WSRF PROJECTS

FIGURE 2: GEOGRAPHIC DISTRIBUTION OF WSRF PROJECTS

Geographic Distribution of WSRF Projects



PROJECT STATUS SUMMARY

Of the 719 projects WSRF has funded from 2006 - 2020, over 80% (578) have been completed. Another 15% (109) are in progress and 5% (32) are in the contracting process. Taken together, there are 141 active grants (in progress and contracting), involving approximately \$17.7 million. Per the WSRF Criteria and Guidelines, applications for the Basin Account are considered at each of the CWCB's bi-monthly board meetings following their approval from the appropriate basin roundtable and once supporting documentation has been provided in a letter from the roundtable's chair. Applications to the Statewide Account are considered twice a year, at the September and March CWCB board meetings. Applications seeking both WSRF and Water Plan grants now go before the CWCB board at the March meeting only.

PROJECT IMPLEMENTATION SUMMARY

As recognized in the Colorado Water Plan, projects and implementation can cover a broad spectrum of activities. Some implementation efforts focus on information gathering, planning, technical studies, or programmatic work, amounting to roughly 31% (\$29,241,108) of efforts, whereas other efforts include infrastructure or other physical outcomes 69% (\$65,774,983).

DISTRIBUTION AND FUNDING BY PROJECT TYPE

WSRF funded projects have addressed both consumptive (agricultural and municipal) and nonconsumptive (environmental and recreational) needs with most of the projects addressing multiple needs. Table 3 shows the distribution of WSRF funding by primary category.

TABLE 3: FUNDING BY PROJECT TYPE THROUGH SEPTEMBER 2020

FUNDING FOR IMPLEMENTATION EFFORTS (PROJECTS, STUDIES, ETC.)						
Type	Needs Assessment	Municipal & Industrial	Agricultural	Nonconsumptive	Education	Other
Arkansas	\$2,515,349	\$4,185,625	\$4,105,386	\$8,899,908	\$1,175,832	\$4,952,765
Colorado	\$1,243,512	\$1,351,408	\$3,940,072	\$7,529,016	\$606,810	\$1,280,954
Gunnison	\$572,186	\$3,366,612	\$5,917,690	\$4,437,913	\$396,185	\$945,242
Metro	\$1,490,084	\$6,905,165	\$606,350	\$2,671,144	\$358,514	\$710,843
North Platte	\$211,986	\$995,000	\$2,368,956	\$2,772,115	\$482,524	\$493,854
Rio Grande	\$783,123	\$158,000	\$11,757,288	\$12,002,198	\$1,017,965	\$1,063,487
South Platte	\$1,534,283	\$880,538	\$4,106,147	\$4,853,656	\$814,568	\$3,326,227
Southwest	\$489,490	\$5,808,771	\$5,006,146	\$2,949,731	\$591,611	\$887,336
Yampa/White/Green	\$855,593	\$1,176,440	\$1,608,816	\$1,765,851	\$1,933,895	\$826,268
Total Funding	\$9,695,606	\$24,827,559	\$39,416,850	\$47,881,532	\$7,377,904	\$14,486,975

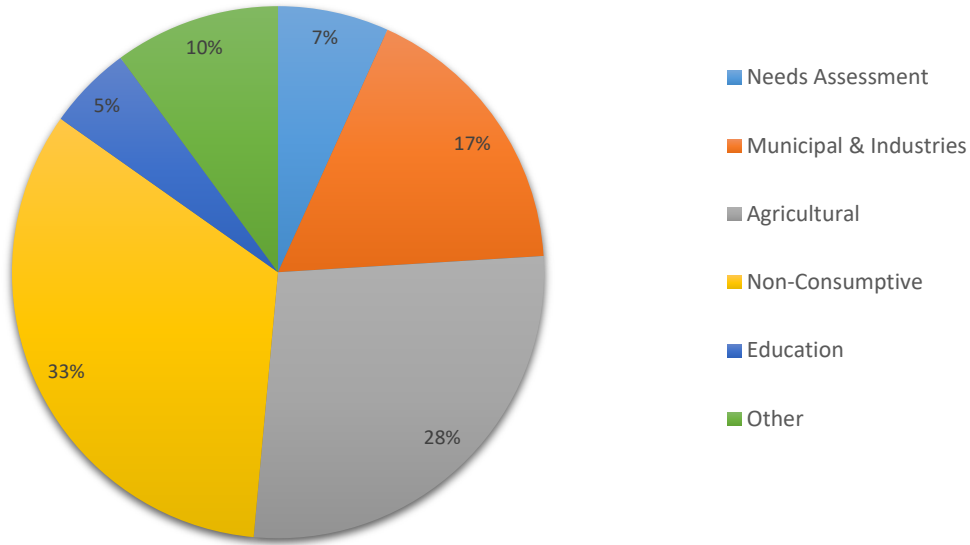
TABLE 4: DISTRIBUTION OF PROJECT TYPE THROUGH SEPTEMBER 2020

NUMBER OF FUNDED IMPLEMENTATION EFFORTS (PROJECTS, STUDIES, ETC.)						
	Needs Assessment	Municipal & Industrial	Agricultural	Nonconsumptive	Education	Other
Arkansas	13	33	34	47	12	31
Colorado	14	25	36	46	16	13
Gunnison	8	28	53	49	9	15
Metro	14	27	8	20	10	6
North Platte	2	3	24	19	3	4
Rio Grande	6	4	49	50	10	9
South Platte	18	19	29	33	16	9
Southwest	9	33	50	34	18	11
Yampa/White/Green	9	16	20	23	14	6
Total Number of Grants¹	93	188	303	321	108	104

¹ Grants can be designated into more than one project type.

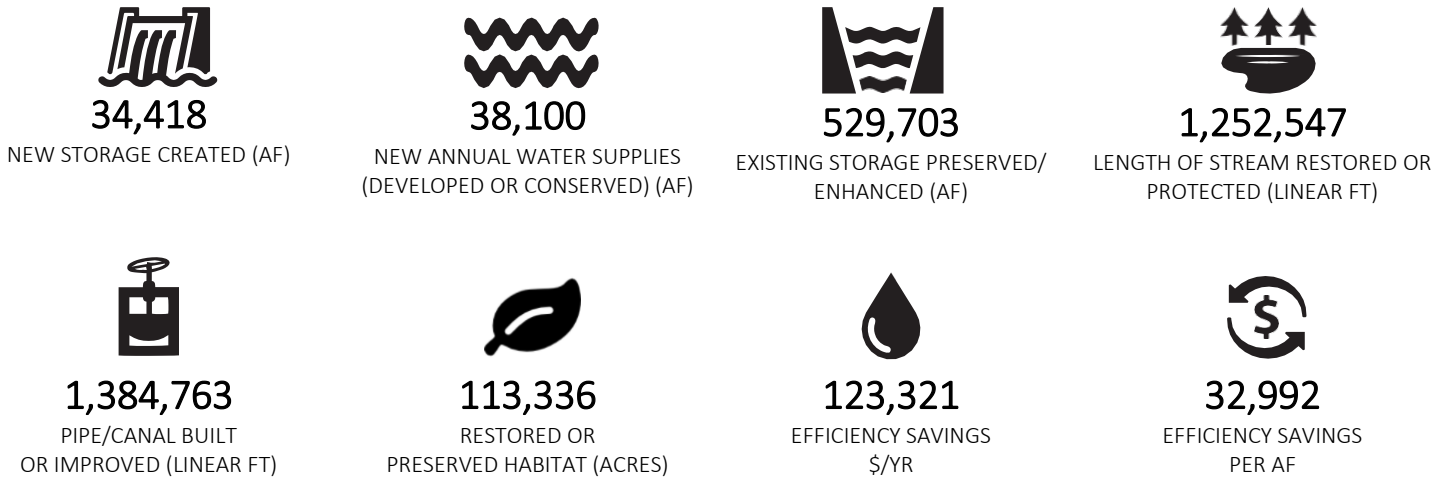
FIGURE 3: TOTAL WSRF FUNDING BY CATEGORY 2006-2020

Total WSRF Funding By Category 2006-2020



WSRF IMPACT BY THE NUMBERS

FIGURE 4: CUMULATIVE WSRF GRANT IMPACT FY 2006-2020:



FUNDING SUMMARY

The WSRF Program has been very effective in its purpose. The Fund has provided grants for a mix of consumptive and nonconsumptive water projects and promoted multi-purpose projects throughout Colorado. The projects WSRF funds help the state meet its water supply needs with money that was not available until the passage of the legislation.

Table 4 on the following page displays the legislative appropriations and actual funds received by the WSRF program since its inception in 2006. In 2009, the WSRF was reauthorized in perpetuity by SB 09-106. SB 09-106 appropriates \$10,000,000 per year from the Severance Tax Trust Fund, subject to available funding. Due to

budget shortfalls the WSRF has received reduced funding in some years. It is anticipated that due to the severe budget impacts related to Covid-19 and the Oil and Gas Industry, fiscal year 19-20 may be the last year that the WSRF fund will receive funding from severance tax for at least the next three years. For this reason, the CWCB Board has a three-year spending plan for the Statewide Account and basins have been encouraged to adopt similar spending plans that help stretch existing funds.

Table 4 also shows the breakdown of funds between the Basin and Statewide Accounts as directed by the Criteria and Guidelines. The Basin Account funds are then distributed evenly among the nine basin roundtables.

Table 5: WSRF FUND APPROPRIATION AND RECEIPTS 2006-OCTOBER 2020

WSRF FUND APPROPRIATION AND RECEIPTS				
Fiscal Year	Legislative Appropriation	Funds Received	Statewide Account	Basin Account
2006/2007	\$10,000,000	\$10,000,000	\$5,500,000	\$4,500,000
2007/2008	\$6,000,000	\$6,000,000	\$4,200,000	\$1,800,000
2008/2009	\$10,000,000	\$7,000,000	\$4,300,000	\$2,700,000
2009/2010	\$5,775,000	\$5,775,000	\$4,215,750	\$1,559,250
2010/2011	\$6,000,000	\$6,000,000	\$4,380,000	\$1,620,000
2011/2012	\$7,000,000	\$7,000,000	\$4,732,000	\$2,268,000
2012/2013	\$10,000,000	\$7,157,724	\$4,580,943	\$2,576,781
2013/2014	\$10,000,000	\$10,091,639	\$6,458,649	\$3,632,990
2014/2015	\$10,000,000	\$10,000,000	\$6,400,000	\$3,600,000
2015/2016	\$10,000,000	\$9,103,590	\$5,826,298	\$3,277,292
2016/2017 (FY2017)	\$0	\$0	\$0	\$0
2017/2018 (FY2018)	\$10,000,000	\$1,455,776	\$931,697	\$524,079
2017/2018 CF (FY2018)	\$0	\$7,000,000	\$4,480,000	\$2,520,000
2018/2019 CF (FY2019)	\$0	\$3,544,884	\$2,268,726	\$1,276,158
2019/2020 (FY2020)	\$10,000,000	\$10,000,000	\$6,400,000	\$3,600,000
2020/2021 (FY2021)	\$2,500,000	\$2,500,000	\$1,600,000	\$900,000
Interest	N/A	\$2,857,935	\$3,541,544	
(Prior Years Interest Adjustment 2007-2014 and FY2015, FY2016, FY2017)				
FY 2018 Interest	N/A	\$ 376,467	\$376,467	\$0
FY 2019 Interest	N/A	\$ 431,589	\$431,589	\$0
FY 2020 Interest	N/A	\$ 558,732	\$558,732	\$0
FY 2021 Interest	N/A	\$ 62,058	\$62,058	\$0
TOTAL	\$107,275,000	\$106,915,394	\$71,244,453	\$36,354,551

APPROVED APPLICATION LINKS BY BASIN

The following links show WSRF applications approved by the CWCB board by basin through the close of FY 2020:

- [Arkansas Basin](#)
- [Colorado Basin](#)
- [Gunnison Basin](#)
- [Metro Basin](#)
- [North Platte Basin](#)
- [Rio Grande Basin](#)
- [South Platte Basin](#)
- [Southwest Basin](#)
- [Yampa-White-Green Basin](#)

To learn more or if you have questions please email waterplan.info@state.co.us, call 303-866-3441 or visit the Colorado Water Conservation Board website at, www.cwcb.state.co.us.



TM