

WATER SUPPLY RESERVE FUND **ANNUAL REPORT**

Submitted by the Colorado Water Conservation Board
October 31, 2019



Presented to the House of Representatives House Rural Affairs and Natural Resources Committee and the Senate Agriculture and Natural Resources Committee.

OVERVIEW

The Water Supply Reserve Fund (referred to as WSRF or the "Fund" hereafter) is administered by the Colorado Water Conservation Board (CWCB) in collaboration with the Interbasin Compact Committee (IBCC) and the nine Basin Roundtables established under House Bill 05-1177 (Colorado Water for the 21st Century Act). Requests for funding begin at the Basin Roundtables. Applications approved by the local Roundtable are submitted to the CWCB, with most project sponsors providing significant matching funds.

Monies from the Fund are distributed according to the Criteria and Guidelines, which were jointly developed by the CWCB and IBCC in collaboration with the Basin Roundtables. The Criteria and Guidelines are reviewed annually in October to consider changes to the Fund's operation. The Criteria and Guidelines, application, and other materials are available on the CWCB website.

The annual review of the Criteria and Guidelines allows for program adjustments. Adjustments to the Criteria and Guidelines have enabled the WSRF to adapt to the changing needs of Colorado's water community and meet the diverse needs of projects throughout the state.

THE WSRF HAS GRANTED OVER \$91 MILLION TO 634 PROJECTS ACROSS COLORADO, LEVERAGING OVER \$240 MILLION IN MATCHING CONTRIBUTIONS (CASH AND INKIND) FROM STATE, FEDERAL AND LOCAL PARTNERS.¹

BACKGROUND

The Fund was created in 2006 by Senate Bill 06-179. The legislature created the Fund to help citizens identify and meet their critical water supply and management needs. The Fund may be used to:

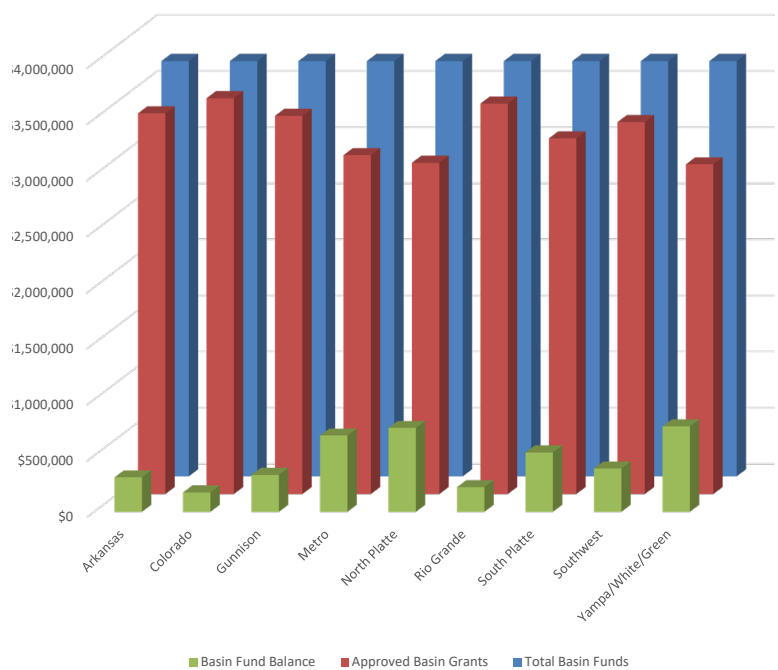
- 1) Identify human, environmental, or recreational water needs (also commonly referred to as "Needs Assessments")
- 2) Evaluate water supplies in each basin
- 3) Build projects or identify methods to meet the water supply needs of the river basin

The authorizing legislation provides funds for a broad range of eligible activities including: construction of infrastructure (storage, pipelines, river improvements, etc.), feasibility studies, studies of human and environmental needs, and technical assistance for permitting or environmental compliance.

TABLE 1: APPROVED AND REMAINING BASIN FUNDS

TOTAL, APPROVED AND REMAINING FUNDS FOR THE WSRF BASIN ACCOUNTS 2006-2019			
Basin	Total Basin Funds	Approved Basin Grants	Basin Fund Balance
Arkansas	\$3,699,395	\$3,392,174	\$307,221
Colorado	\$3,699,395	\$3,526,579	\$172,816
Gunnison	\$3,699,395	\$3,369,657	\$329,738
Metro	\$3,699,395	\$3,019,801	\$679,594
North Platte	\$3,699,395	\$2,951,785	\$747,610
Rio Grande	\$3,699,395	\$3,479,443	\$219,952
South Platte	\$3,699,395	\$3,169,780	\$529,615
Southwest	\$3,699,395	\$3,313,647	\$385,748
Yampa/White/Green	\$3,699,395	\$2,938,051	\$761,344
Grand Total	\$33,294,555	\$29,160,917	\$4,133,638

FIGURE 1: APPROVED AND REMAINING FUNDS



¹Amounts are rounded down; actual amounts are \$91,145,784 in grant funds

and \$240,500,000 in leveraged matching funds.

FEATURED GRANT PROJECT

The South Platte Regional Opportunities Working Group (SPROWG) is conducting a detailed investigation and evaluation of a regional, multi-purpose, multi-benefit water development concept for the South Platte Basin. The regional concept envisions multiple storage facilities and additional conveyance capacity strategically positioned throughout the Basin and operationally linked. The infrastructure network would store unappropriated native flow, reusable supplies, water derived from ATMs, and excess augmentation plan water in portions of the Basin where water is most available.

This “Concept Water” then would be delivered, either directly by exchange, to specified “demand gateways” to meet diverse municipal, agricultural, environmental and recreational demands. Collaborators include the South Platte and Metro Basin Roundtables, North Sterling Irrigation District, Northern Colorado Water Conservancy District, St. Vrain-Lefthand Water Conservancy District, Denver Water, Aurora Water, and South Metro Water Supply Authority.

FIGURE 2: SPROWG CONCEPT ILLUSTRATION



DISTRIBUTION OF WSRF FUNDING

The WSRF Criteria and Guidelines split the funds into Basin Accounts and a Statewide Account. Each Basin Account has received \$3,699,395 to date and they have approved a total of \$29,160,917 as shown in Table 1 and Figure 1 (page 1).

To date, the Statewide Account has received \$65,248,107 (including interest), with \$61,984,867 in approved grants. The distribution of WSRF funds from the Statewide Account per basin is shown in the table below.

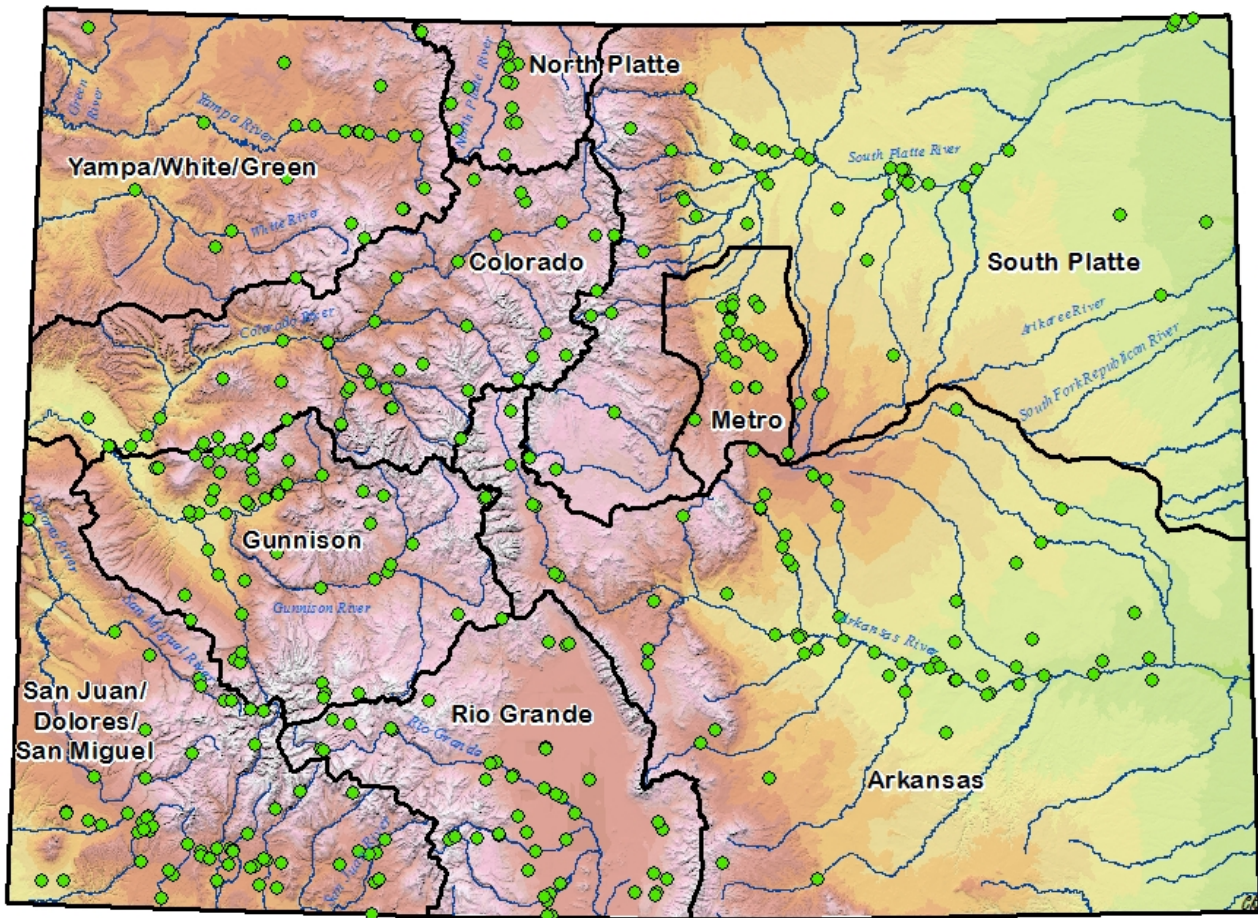
TABLE 2: STATEWIDE FUND DISTRIBUTION APPROVED BY BASIN

Basin	Arkansas	Colorado	Gunnison	Metro	North Platte	Rio Grande	South Platte	Southwest	Yampa/ White/ Green	Total
Amount Approved from Statewide Account	\$11,844,935	\$6,446,389	\$6,530,052	\$7,461,732	\$842,844	\$12,209,690	\$7,639,612	\$8,161,644	\$847,969	\$61,984,867
Number of Projects	76	23	45	35	7	38	41	32	11	308
Percent Approved from Statewide Account	19%	10%	11%	12%	1%	20%	12%	13%	1%	100%

GEOGRAPHIC DISTRIBUTION



Water Supply Reserve Fund projects have been approved across the entire state as shown in the map below.

FIGURE 3: GEOGRAPHIC DISTRIBUTION OF WSRF PROJECTS



COLORADO
Colorado Water Conservation Board
Department of Natural Resources

0 25 50 100 Miles

IBCC Basins  WSRF Projects 

PROJECT STATUS SUMMARY

Of the 634 projects WSRF has funded from 2006- 2019, over 80% (509) have been completed. Another 17% (105) are in progress and 3% (20) are in the contracting process. Taken together, there are 125 active grants (in progress and contracting), involving approximately \$16.3 million. Per the WSRF Criteria and Guidelines applications for the Basin Account are considered at each of the CWCB's bi-monthly board meetings once they have received approval from the appropriate basin roundtable as documented in a letter from the roundtable's chair. Applications to the Statewide Account are considered twice a year, at the September and March CWCB board meetings.

PROJECT IMPLEMENTATION SUMMARY

As recognized in the Colorado Water Plan, projects and implementation can cover a broad spectrum activities. Some efforts tackle implementation from a planning, analytical or programmatic perspective whereas other efforts may be result in the physical implementation of a project (e.g. infrastructure). Implementation efforts favor the latter with about 69% (\$60,955,061) of the projects where as the other 31% (\$28,221,558) of implementation efforts support project development (e.g. studies).

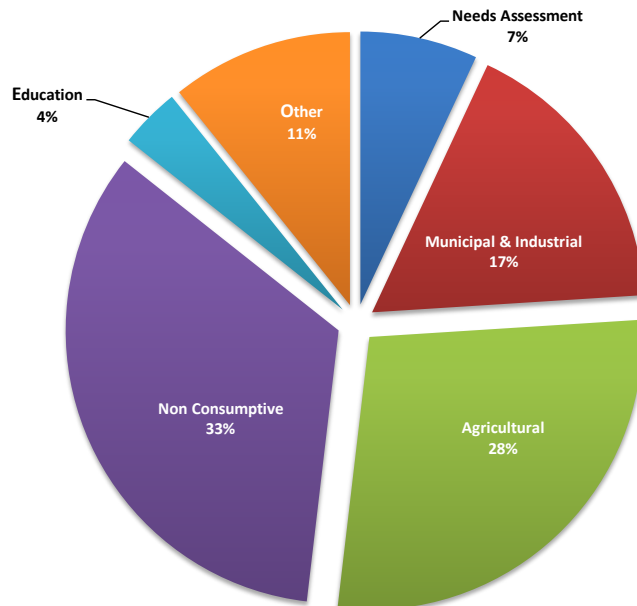
DISTRIBUTION AND FUNDING BY PROJECT TYPE

WSRF funded projects have addressed both consumptive (agricultural and municipal) and nonconsumptive (environmental and recreational) needs with most of the projects addressing multiple needs. Figure 4 shows the distribution of WSRF funding by primary category.

TABLE 3: WSRF DISTRIBUTION OF FUNDING BY PRIMARY CATEGORY 2006-2019

Type	Needs Assessment	Municipal & Industrial	Agricultural	Nonconsumptive	Education	Other
Arkansas	\$2,170,275	\$3,489,182	\$4,188,223	\$8,484,405	\$830,758	\$4,935,265
Colorado	\$1,218,512	\$1,276,408	\$3,807,072	\$7,460,316	\$486,810	\$1,280,954
Gunnison	\$572,186	\$2,826,412	\$5,496,490	\$3,903,858	\$243,830	\$945,242
Metro	\$1,490,084	\$6,440,365	\$516,350	\$2,431,144	\$310,014	\$700,843
North Platte	\$194,102	\$995,000	\$2,481,779	\$2,769,772	\$315,942	\$635,423
Rio Grande	\$783,123	\$53,000	\$10,687,348	\$11,287,258	\$884,465	\$958,487
South Platte	\$1,454,283	\$755,538	\$3,936,147	\$4,731,156	\$600,553	\$3,036,227
Southwest	\$423,142	\$5,517,423	\$4,289,091	\$1,940,026	\$498,331	\$857,336
Yampa/White/Green	\$855,593	\$1,076,440	\$1,298,816	\$1,482,963	\$544,842	\$826,268
Total Funding	\$9,161,300	\$22,429,768	\$36,701,316	\$44,490,898	\$4,715,545	\$14,176,045
NUMBER OF FUNDED IMPLEMENTATION EFFORTS (PROJECTS, STUDIES, ETC.)						
Arkansas	12	28	30	44	9	28
Colorado	13	21	33	44	13	13
Gunnison	8	24	46	44	7	14
Metro	14	23	7	17	9	6
North Platte	1	3	21	15	2	4
Rio Grande	6	3	43	40	9	7
South Platte	15	14	27	30	13	8
Southwest	6	31	44	29	14	11
Yampa/White/Green	9	15	17	18	10	6
Total Number of Grants	84	162	268	281	86	97

FIGURE 4: PERCENTAGE OF WSRF DISTRIBUTION OF FUNDING BY PRIMARY CATEGORY 2006-2019



WSRF IMPACT BY THE NUMBERS



32,370
NEW STORAGE
CREATED
(ACRE FEET)



35,319
NEW ANNUAL
WATER SUPPLIES
(ACRE FEET)



515,031
EXISTING STORAGE
PRESERVED/ENHANCED
(ACRE FEET)



1,106,452
STREAM RESTORED
OR PROTECTED
(LINEAR FEET)



1,349,452
PIPE/CANAL
BUILT OR IMPROVED
(LINEAR FEET)



72,584
RESTORED OR
PRESERVED HABITAT
(ACRES)



70,321
EFFICIENCY
SAVINGS
(ACRE FEET/YEAR)



28,420
EFFICIENCY
SAVINGS
(DOLLARS/YEAR)

FUNDING SUMMARY

The Water Supply Reserve Fund Program has been a tremendous success. The Fund has provided grants for a mix of consumptive and nonconsumptive water projects and promoted multi-purpose projects throughout the State. It has funded projects that help Colorado meet its water supply needs with money that was not available until the passage of the legislation.

Table 4 on the following page displays the legislative appropriations and actual funds received by the Water Supply Reserve Fund Program since its inception in 2006. In 2009, the Water Supply Reserve Fund Program was reauthorized in perpetuity by SB 09-106. SB 09-106 appropriates \$10,000,000 per year from the Severance Tax Trust Fund, subject to available funding. Due to budget shortfalls the WSRF has received reduced funding in some years.

Table 4 also shows the breakdown of funds between the Basin and Statewide Accounts as directed by the Criteria and Guidelines. The Basin Account funds are then distributed evenly among the nine basin roundtables.

TABLE 4: HISTORY OF WSRF APPROPRIATIONS FROM 2006 TO OCTOBER 2019

WSRA FUND APPROPRIATION AND RECEIPTS				
Fiscal Year	Legislative Appropriation	Funds Received	Statewide Account	Basin Account
2006/2007	\$10,000,000	\$10,000,000	\$5,500,000	\$4,500,000
2007/2008	\$6,000,000	\$6,000,000	\$4,200,000	\$1,800,000
2008/2009	\$10,000,000	\$7,000,000	\$4,300,000	\$2,700,000
2009/2010	\$5,775,000	\$5,775,000	\$4,215,750	\$1,559,250
2010/2011	\$6,000,000	\$6,000,000	\$4,380,000	\$1,620,000
2011/2012	\$7,000,000	\$7,000,000	\$4,732,000	\$2,268,000
2012/2013	\$10,000,000	\$7,157,724	\$4,580,943	\$2,576,781
2013/2014	\$10,000,000	\$10,091,639	\$6,458,649	\$3,632,990
2014/2015	\$10,000,000	\$10,000,000	\$6,400,000	\$3,600,000
2015/2016	\$10,000,000	\$9,103,590	\$5,826,298	\$3,277,292
2016/2017	\$0	\$0	\$0	\$0
2017/2018	\$10,000,000	\$1,455,776	\$931,697	\$524,079
2017/2018 ²	\$0	\$7,000,000	\$4,480,000	\$2,520,000
2018/2019 ²	\$0	\$3,544,884	\$988,726	\$556,158
2019/2220	N/A	\$4,000,000	\$2,560,000	\$1,440,000
Interest	N/A	\$2,857,935	\$1,829,078	\$0
Prior Years Interest Adjustment	-	-	\$1,028,856	\$0
2014/2015 Interest	N/A	\$240,216	\$240,216	\$0
2015/2016 Interest	N/A	\$219,458	\$219,458	\$0
2016/2017 Interest	N/A	\$223,936	\$223,936	\$0
2017/2018 Interest	N/A	\$376,467	\$376,467	\$0
2018/2019 Interest	N/A	\$431,589	\$431,589	\$0
2019/2020	N/A	\$64,445	\$64,445	\$0
TOTAL	\$104,775,000	\$98,542,658	\$65,248,107	\$33,294,551

APPROVED APPLICATION LINKS BY BASIN

The following links show WSRF applications approved by the CWCB board by basin:

- [Arkansas Basin](#)
- [Colorado Basin](#)
- [Gunnison Basin](#)
- [Metro Basin](#)
- [North Platte Basin](#)
- [Rio Grande Basin](#)
- [South Platte Basin](#)
- [Southwest Basin](#)
- [Yampa/White/Green Basin](#)

²Funds used from the Construction Fund



CONTACT INFORMATION

To learn more or if you have questions please email waterplan.info@state.co.us, call 303-866-3441 or visit the Colorado Water Conservation Board website at, www.cwcb.state.co.us.



TM