


# 2018 Late Cropland Walk-In Atlas



INSIDE: UPDATED WALK-IN PROPERTY MAPS | NOVICE HUNTER PROGRAM



# CONTENTS

- WHAT'S NEW: 2018** ..... 1
- LICENSE INFORMATION** ..... 1
  - License fees & surcharges ..... 1
  - Habitat Stamp information ..... 1
  - Hunter education requirements & exemptions ..... 1
  - Special license information: youth licenses; disabled veterans licenses ..... 1
- GENERAL INFORMATION** ..... 2–3
  - CRP loss ..... 2
  - Enroll your property ..... 2
  - Harvest Information Program (HIP) ..... 2
  - Small-game harvest surveys ..... 2
  - Species identification ..... 2
  - Hunting invasive species ..... 2
  - Be a responsible hunter ..... 2
  - Corners for Conservation ..... 3
  - General hunting laws ..... 3
  - No hunting during active harvest ..... 3
  - Safe handling of game meat ..... 3
  - Beware of hitchhiking seeds ..... 3
- WALK-IN PROPERTY REGULATIONS** ..... 4–5
  - Walk-In property regulations ..... 4
  - Walk-In property signs ..... 4
  - Big Game Access Pilot Program ..... 4
  - Season dates & bag limits ..... 5
  - Legal hunting hours; sunrise/sunset table ..... 5
  - Novice Hunter Program ..... 5
- HUNTING TIPS** ..... 6–9
  - Quail hunting tips ..... 6
  - Pheasant hunting tips ..... 8
- MAPS** ..... 10–25
  - Reading the maps ..... 10
  - Logan County ..... 11
  - Sedgwick County ..... 12
  - Phillips County ..... 13
  - Washington County ..... 14–15
  - Yuma County ..... 16–17
  - Kit Carson County ..... 18–19
  - Cheyenne County ..... 20
  - Kiowa County ..... 21
  - Lincoln, Crowley & Otero Counties ..... 22
  - Baca County ..... 23
  - Eagle County ..... 24
  - Statewide property overview ..... 25

GET THE BROCHURE ONLINE: [cpw.state.co.us/latecropland](http://cpw.state.co.us/latecropland)

**COVER:**

► Pheasant hunter and dog in snow © Vic Schendel

**OTHER PHOTOS, TOP TO BOTTOM:**

- Dog with pheasant © Vic Schendel
- Mourning dove © Wayne Lewis, CPW
- Jackrabbit © Vic Schendel for CPW

Printed for free distribution by

## COLORADO PARKS AND WILDLIFE (CPW)

6060 Broadway, Denver, CO 80216 • 303-297-1192

[cpw.state.co.us](http://cpw.state.co.us)



**OUR MISSION:** The mission of Colorado Parks and Wildlife is to perpetuate the wildlife resources of the state, to provide a quality state parks system, and to provide enjoyable and sustainable outdoor recreation opportunities that educate and inspire current and future generations to serve as active stewards of Colorado's natural resources.

**COLORADO PARKS AND WILDLIFE DIRECTOR**

Robert D. Broscheid

**COLORADO PARKS AND WILDLIFE COMMISSION MEMBERS, as of May 2018**

- |                                |                                   |
|--------------------------------|-----------------------------------|
| John V. Howard, Chair          | Dale Pizel                        |
| Michelle Zimmerman, Vice-Chair | Dean Wingfield                    |
| James Vigil, Secretary         | Alexander Zipp                    |
| Robert W. Bray                 | Don Brown, ex-officio member      |
| Marie Haskett                  | Bob Randall, ex-officio member    |
| Carrie Besnette Hauser         | Robert D. Broscheid, CPW Director |
| Marvin McDaniel                |                                   |

**BROCHURE EDITED BY**

Mindy Blazer

**COVER PHOTO**

© Vic Schendel

**PRINTED**

October 2018 by Publication Printers, Denver: 45,000 copies.

*Printing paid for with hunting and fishing license fees.*

CPW receives federal financial assistance from the U.S. Fish and Wildlife Service. In accordance with Title VI of the Civil Rights Act of 1964, Section 504 of the Rehabilitation Act of 1973, Title II of the Americans with Disabilities Act of 1990, the Age Discrimination Act of 1975 and Title IX of the Education Amendments of 1972, the U.S. Department of the Interior and its bureaus prohibit discrimination on the basis of race, color, national origin, age, disability or sex.

**NOTE:** Laws and regulations in this brochure are paraphrased for easier understanding, and are intended only as a guide. Complete Colorado wildlife statutes and regulations are available at CPW offices listed below and online: [cpw.state.co.us/Regulations](http://cpw.state.co.us/Regulations)

### CPW OFFICE LOCATIONS

**ADMINISTRATION**

1313 Sherman St., #618  
Denver, 80203  
303-297-1192

**ONLY** the offices below can assist hunters with animal checks and taking samples that are related to hunting activities. See the CPW website for a complete list of our parks locations that can also sell licenses, issue duplicate licenses and accept licenses for refunds.

**BRUSH** (CLOSED UNTIL FURTHER NOTICE)

28167 County Road T  
Brush, 80723  
970-842-6300

**GRAND JUNCTION**

711 Independent Ave.  
Grand Junction, 81505  
970-255-6100

**MONTROSE**

2300 S. Townsend Ave.  
Montrose, 81401  
970-252-6000

**COLORADO SPRINGS**

4255 Sinton Road  
Colorado Springs, 80907  
719-227-5200

**GUNNISON**

300 W. New York Ave.  
Gunnison, 81230  
970-641-7060

**PUEBLO**

600 Reservoir Road  
Pueblo, 81005  
719-561-5300

**DENVER**

6060 Broadway  
Denver, 80216  
303-291-7227

**HOT SULPHUR SPRINGS**

346 Grand County Rd. 362  
Hot Sulphur Springs, 80451  
970-725-6200

**SALIDA**

7405 Hwy. 50  
Salida, 81201  
719-530-5520

**DURANGO**

151 E. 16th St.  
Durango, 81301  
970-247-0855

**LAMAR**

2500 S. Main St.  
Lamar, 81052  
719-336-6600

**STEAMBOAT SPRINGS**

925 Weiss Dr.  
Steamboat Springs, 80487  
970-870-2197

**FORT COLLINS**

317 W. Prospect Road  
Fort Collins, 80526  
970-472-4300

**MEEKER**

73485 Hwy. 64  
Meeker, 81641  
970-878-6090

**GLENWOOD SPRINGS**

0088 Wildlife Way  
Glenwood Springs, 81601  
970-947-2920

**MONTE VISTA**

0722 S. Road 1 E.  
Monte Vista, 81144  
719-587-6900



# WHAT'S NEW: 2018

## REGULATION CHANGES & NEW INFORMATION

► **LICENSING SYSTEM CHANGES:** CPW transitioned to an integrated licensing, pass and reservation system in Jan. 2018. All customers who wish to make purchases online, including hunting licenses, will need their CID (Customer Identification number), driver's license or other unique identifier to create an online account. Watch the how-to video online for instructions on how to set up your account: [cpw.state.co.us/cpwshop](http://cpw.state.co.us/cpwshop)

► **FUTURE GENERATIONS ACT PASSED THE 2018 STATE LEGISLATURE:** Thank you to all of the hunters and anglers who helped support the Future Generations Act and Colorado Parks and Wildlife. This act is a huge step for funding wildlife conservation. You may see some changes in 2019. Please check the website for updates coming soon: [cpw.state.co.us](http://cpw.state.co.us)

► **BIG GAME ACCESS PILOT PROGRAM:** The Big Game Access pilot program continues in southeast Colorado on select Walk-In Access (WIA) properties. Properties that allow big-game hunting are outlined in black on the WIA maps in this brochure and will be signed with WIA boundary signs. These properties are open for big-game hunting to properly licensed hunters during established big-game seasons from Sept. 1, 2018, through Dec. 31, 2018, and to small-game hunting from Sept. 1, 2018, through Feb. 28, 2019. Big-game hunters must possess a valid pronghorn, deer or elk license valid for the Game Management Unit (GMU) in which the Walk-In Access property lies. All normal WIA regulations apply. All big-game hunting regulations apply.

## LICENSE INFORMATION

### LICENSE FEES

	RESIDENT*	NONRESIDENT*
► Habitat Stamp (required) .....	\$10	\$10
► Small Game (includes furbearers).....	\$21	\$56
► Small Game (one-day) .....	\$11	\$11
► Small Game (additional-day) .....	\$5	\$5
► Youth Small Game (under 18) .....	\$1.75	\$1.75
► Small-Game & Fishing combo .....	\$41	n/a
► Furbearer only.....	\$21	\$56
► Colorado Waterfowl Stamp .....	\$5	\$5
► Federal Migratory Bird Hunting Stamp .....	\$25	\$25
(Duck Stamp)		
► Military .....	free	n/a
(60 percent or more disability, see page 2)		
► Band-tailed Pigeon Permit.....	\$5	\$5

\*Prices include 25-cent search-and-rescue fee and 75-cent surcharge for the Wildlife Management Fund.

\*The license fees and Wildlife Management Fund surcharge are subject to change in 2019 due to implementation of the Future Generations Act. Check the Small Game Season Dates & Fees page on CPW's website: [cpw.state.co.us/smallgame](http://cpw.state.co.us/smallgame)

### HUNTER EDUCATION

#### HUNTER EDUCATION (SAFETY) REQUIREMENTS

1. Anyone born on or after January 1, 1949, must have a hunter education card to hunt in Colorado.
2. A hunter education card is needed to apply for or buy a license.
3. Your hunter education card must be carried while hunting, unless verified and marked with a "V" on your hunting license. To get your hunter education verified, take your hunter education card to a CPW office (see inside front cover) or state park.
4. CPW honors hunter education cards from other states, provinces and countries.

#### HUNTER EDUCATION EXEMPTIONS

1. Individuals over age 50 or active duty US military and veterans can obtain a hunter education certificate by testing out of hunter education: [cpw.state.co.us/HunterEdTestOut](http://cpw.state.co.us/HunterEdTestOut)
2. A one-time apprentice certificate can be obtained for hunters who are at least 10 years old and who must be accompanied by a mentor in the field: [cpw.state.co.us/ApprenticeCertificate](http://cpw.state.co.us/ApprenticeCertificate)

Please see the CPW website for more information: [cpw.state.co.us/HunterEd](http://cpw.state.co.us/HunterEd)

### WHAT YOU NEED TO BUY A LICENSE AND HUNT

1. **ID.** Secure and verifiable ID. A Social Security number is required for new hunters ages 12 and older.
2. **PROOF** of hunter education. (See below left.)
3. **PROOF** of residency for Colorado residents.
4. **HABITAT STAMP.** A 2018 Habitat Stamp is required to purchase a license.

### HABITAT STAMPS ARE REQUIRED FOR HUNTERS

Habitat Stamps are \$10 and only one is required per person, per year for anyone ages 18–64. Stamps are valid April 1–March 31.

- You must purchase a stamp before buying a hunting or fishing license.
- A lifetime stamp is \$300.25.
- Anyone buying a one-day or additional-day license for fishing and/or small game is exempt from purchasing the Habitat Stamp with the first two of these licenses. The habitat fee will be assessed when a third one-day or additional-day license is purchased for fishing or small game.
- Anyone who holds a free Lifetime Fishing License, a Veteran's Lifetime Combination Small-Game Hunting/Fishing License or is approved for the Big Game Mobility Impaired Hunting Program is exempt from the Habitat Stamp requirement. See [cpw.state.co.us/Accessibility](http://cpw.state.co.us/Accessibility)

### SPECIAL LICENSE INFORMATION

#### YOUTH LICENSES & MENTOR HUNTING

People under age 18 must have a license to hunt small game. A youth small-game license is for hunters 17 and younger. The cost is \$1 plus surcharge. If a youth plans on hunting with a youth small-game license, they must be accompanied by a mentor and must meet hunter education requirements. A mentor must be 18 or older and must meet hunter education requirements; mentors aren't required to hunt. While hunting, youths and mentors must be able to see and hear each other without binoculars, radios, or other aids. Youths also have the option to purchase an adult small-game license, which allows them to hunt without a mentor, as long as they meet hunter education requirements. At age 18, hunters must buy an adult license.

#### DISABLED VETERANS

Colorado residents who are disabled veterans or Purple Heart recipients can get free lifetime combination small-game hunting and fishing licenses. You must have served on active duty and have been honorably discharged. Proof is required of a service-related disability rated by the Veterans Administration of at least 60 percent through disability retirement benefits, or a pension administered by the Department of Veteran Affairs or respective service department.

# GENERAL INFORMATION

## CRP LOSS

Colorado has experienced the loss of several thousand acres of CRP in the last few years. Many of these acres have been or are in the process of being converted to cropland and do not have suitable cover for upland game. While we have caught and removed many of these fields, it is also very likely that some were not detected prior to printing this atlas. In addition, some fields are undergoing CRP enhancements and will have reduced cover as well.

## SMALL-GAME HARVEST SURVEYS

Colorado Parks and Wildlife conducts several small-game harvest surveys each year, designed to estimate harvest, hunter numbers and recreation days.

Harvest surveys are critical to monitor changing wildlife populations, and are extremely valuable to hunters wanting to learn more about hunting small game in Colorado.

Harvest survey reports are available on the CPW website at [cpw.state.co.us/small-game-stats](http://cpw.state.co.us/small-game-stats).

Hunters are randomly selected to participate in specific small-game surveys. All small-game surveys are currently conducted by telephone and email.

If contacted, your participation is not required in any way, but responding to the survey, even if you did not hunt or harvest those specific species, is encouraged to help CPW better manage the state's small-game resources.

## SPECIES IDENTIFICATION

A fully feathered wing or head must be attached to all birds, except turkeys, doves and band-tailed pigeons, in transit to hunter's home or commercial processor.

**FOR PHEASANTS**, a foot with a visible spur can be substituted.

**NOTE:** While in the field or during transport, all dressed (not fully feathered) doves count against the daily bag and possession limit for mourning and white-winged doves during the Sept. 1–Nov. 29 dove season. Eurasian collared-doves must be fully feathered while in the field or during transport.

## ENROLL YOUR PROPERTY

Interested in enrolling land in the small-game Walk-In Access program? CPW wants to enroll quality small-game hunting lands across the state. To offer land for the 2018–19 season, please contact a CPW office for details. *See office listings on inside cover.*

## HARVEST INFORMATION PROGRAM

Small-game, furbearer and migratory bird hunters, including falconers, must sign up with HIP each year before their license is valid. You can obtain a 2018–2019 HIP number beginning on April 1, but before you hunt small game in Colorado during the 2018–2019 season. Write the new HIP number on your license. **To sign up with HIP, call 1-866-265-6447 (1-866-COLOHIP), or go to [www.colohip.com](http://www.colohip.com).** You will be asked for basic information, including how many birds you harvested the previous season and the species you plan to hunt this year. A season means Sept. 1 through March 15 of the next year. This information helps CPW manage migratory bird and resident small-game species by improving harvest estimates.

## HUNTING INVASIVE SPECIES

Eurasian collared-doves, European starlings and house (English) sparrows are considered invasive species in Colorado. Because of this designation, these species may be hunted year-round. No license is required to hunt invasive species. Hunters may harvest any number of each of these species and by any method of take approved for big- or small-game hunting. These species may be taken at night with the use of artificial light and night vision equipment.

Commercial hunting of invasive species is prohibited, as is receiving compensation or attempting to receive compensation by hunting these species.

Eurasian collared-doves must remain fully feathered while in the field or during transport, except when counted as part of the mourning or white-winged dove bag and possession limit during the dove season that runs from Sept. 1–Nov. 29.

## BE A RESPONSIBLE HUNTER

The WIA program depends on private landowners enrolling property for walk-in hunting and maintaining good relations with those landowners and their neighbors. Here are some additional guidelines that, if followed, will improve the opportunities for all hunters and contribute to future WIA enrollments:

- ▶ **WHERE DESIGNATED PARKING AREAS ARE ESTABLISHED, USE THEM.** Do not block gates or roads for the landowner or his agents who may need to work on the property. Do not park along highways. Do not park in tall grassy or weedy areas where your vehicle's catalytic converter can cause a fire.
- ▶ **IF YOU SMOKE**, make sure to completely extinguish cigarettes. Do not smoke or extinguish cigarettes in grassy or weedy areas where you could cause a fire.
- ▶ **DON'T LITTER OR CLEAN HARVESTED BIRDS ON WIA PROPERTIES OR ALONG ROADSIDES.** If trash is present, please pick it up.
- ▶ **DON'T SHOOT NEAR OR TOWARDS HOUSES**, farm buildings, livestock or equipment.
- ▶ **DON'T HUNT IF CATTLE ARE IN**, or adjacent to, enrolled parcels.

**Thank you.** Your hunting and fishing licenses pay to protect **Colorado wildlife.**



HUG A HUNTER<sup>™</sup>.COM



by Dan Andrews

# 2018 Colorado Waterfowl Stamp

PURCHASE STAMPS & PRINTS ONLINE:  
[WWW.CPWSHOP.COM](http://WWW.CPWSHOP.COM)

## REPORT POACHERS

OPERATION GAME THIEF: 1-877-265-6648

EMAIL: [GAME.THIEF@STATE.CO.US](mailto:GAME.THIEF@STATE.CO.US)

Earn a reward payment for reporting wildlife violations by calling Operation Game Thief. Callers can remain anonymous. (This number is not for information requests or emergencies.)



**YOU CAN HELP STOP POACHING!**

1-877-COLO-OGT

1-877-265-6648

[game.thief@state.co.us](mailto:game.thief@state.co.us)

Your Wildlife...Your Loss

Turn In A Poacher!



# GENERAL INFORMATION

## CORNERS FOR CONSERVATION

Colorado Parks and Wildlife has partnered with Pheasants Forever Inc., the Voluntary Public Access and Habitat Incentive Program (through Natural Resources Conservation Service), High Plains Land Conservancy and Muley Fanatics Foundation to create a new habitat practice for northeast Colorado. Known as Corners for Conservation, the practice is designed to create excellent habitat for wildlife, including upland game birds, by establishing highly diverse cover on sprinkler corners, including tall native grasses and flowering forbs. All Corners for Conservation projects are enrolled in the Walk-In Access Program and will provide year-round habitat for many species of wildlife. Corners for Conservation properties are posted in this atlas, and in the field are identified with WIA boundary signs and Corners for Conservation Habitat signs. Over 300 projects have been completed through this habitat partnership, with more planned for future seasons.



## NO HUNTING DURING ACTIVE HARVEST

To promote safe hunting and help landowners efficiently harvest crops, some WIA properties — primarily grass sprinkler corners adjacent to irrigated corn fields — will be closed to WIA hunting when landowners are actively harvesting crops. Specifically, when harvesting machines are working in the associated corn field, sprinkler corners are CLOSED to all WIA hunting.

In most cases, corners will only be closed for a day or two while the landowner completes harvest. All sprinkler corners will be posted with closure signs in addition to regular boundary signs. Adhering to this temporary closure will help hunters and CPW maintain excellent working relations with landowners and will contribute to keeping high-quality sprinkler corners open to public walk-in hunting.



## SAFE HANDLING OF GAME MEAT

Concern has grown about diseases affecting wild animals that could potentially make humans sick. Most of the time, properly handled and prepared game meat poses no greater risk than domestic meat of causing disease in humans. Hunters are encouraged to contact their local public health department or a CPW office for information on wildlife diseases that may be present where they plan to hunt.

Public health officials recommend the following precautions when handling and preparing game meat:

1. Do not handle animals that are obviously sick or found dead. Report sick or dead animals you find to a CPW office.
2. Keep game cool, clean and dry.
3. Do not eat, drink or smoke while dressing game.
4. Use disposable gloves when cleaning game.
5. Wash your hands with soap and water or use alcohol wipes after dressing game.
6. Clean all tools and surfaces immediately afterward. Use hot soapy water, then disinfect with a 10 percent chlorine bleach solution.
7. Cook game meat to an internal temperature of at least 165° F to kill disease organisms and parasites. Juices from adequately cooked game meat should be clear.
8. Do not eat any raw portions of wild game.
9. Do not feed raw wild game to domestic pets.

# GENERAL HUNTING LAWS

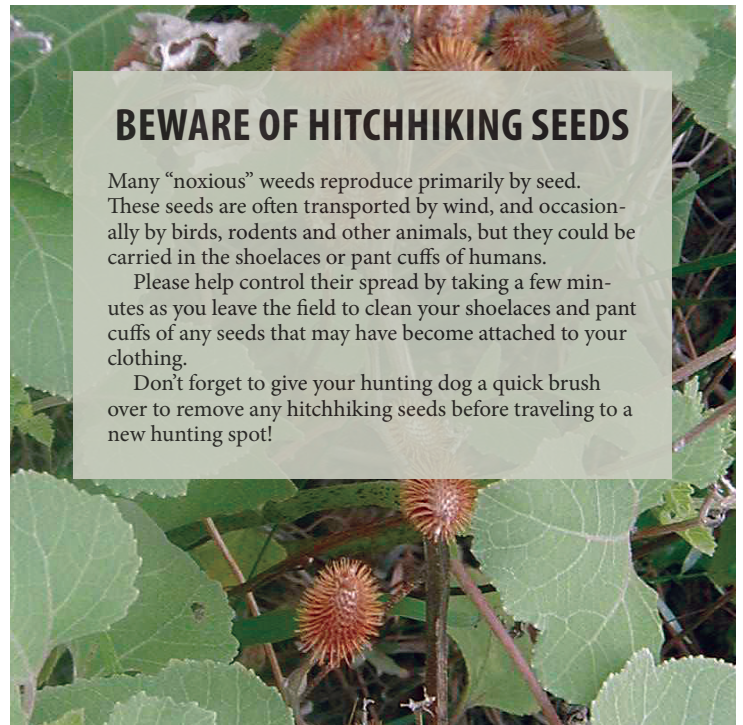
1. CPW can post firing lines at its properties.
2. It is illegal to kill, capture, injure or harass wildlife from an aircraft or motor vehicle. It is also illegal to operate aircraft with intent to injure, harass, drive or rally wildlife. It is illegal to discharge a firearm or release an arrow from an aircraft or motor vehicle.
3. It is illegal to discharge a firearm or release an arrow from, on or across a public road. Hunting with rifles, handguns, shotguns firing a single slug and archery equipment is prohibited within 50 feet on each side of the center line of any public road. On a divided road, the prohibition includes the median, and the 50-foot requirement is measured from the center line of both roads.
4. It is illegal to carry or have a firearm, except a pistol or revolver, in or on a motor vehicle unless the chamber is unloaded. While using artificial light from a vehicle, it is illegal to have a firearm with cartridges in the chamber or magazine, or possess a strung bow unless the bow is cased.
5. You must take edible parts of game meat home to eat or provide it for human consumption. Do not leave wounded wildlife (or wildlife that might be wounded) without attempting to track and kill it.
6. Possession of wildlife is evidence you hunted.
7. Small-game and migratory bird hunters are not required to wear solid, fluorescent orange or pink clothes. However, CPW encourages you to wear fluorescent orange or pink clothes for safety.
8. You must stop at CPW check stations when told to do so.
9. Violations of Colorado wildlife laws carry point values. You can face suspension of license privileges for up to five years or more if you accumulate 20 or more points in five years.
10. During deer, elk, pronghorn and bear seasons, firearms (except handguns) must be unloaded in the chamber and magazine when carried on an off-highway vehicle (OHV). Firearms (except handguns) and bows carried on an OHV must be fully enclosed in a hard or soft case. Scabbards or cases with open ends or sides are prohibited. This regulation does not apply to landowners or their agents carrying a firearm on an OHV for the purpose of taking depredating wildlife on property owned or leased by them.

## BEWARE OF HITCHHIKING SEEDS

Many “noxious” weeds reproduce primarily by seed. These seeds are often transported by wind, and occasionally by birds, rodents and other animals, but they could be carried in the shoelaces or pant cuffs of humans.

Please help control their spread by taking a few minutes as you leave the field to clean your shoelaces and pant cuffs of any seeds that may have become attached to your clothing.

Don't forget to give your hunting dog a quick brush over to remove any hitchhiking seeds before traveling to a new hunting spot!



Cocklebur plant © Elizabeth Brown, CPW

# WALK-IN PROPERTY LAWS

## KNOW BEFORE YOU GO

1. Lands are open for public access one hour before sunrise until one hour after sunset. When hunting waterfowl, deer, elk and pronghorn, public access is allowed two hours before sunrise until two hours after sunset.
2. Species of take will be restricted as follows:
  - a. Lands enrolled and posted as Regular, Late Cropland or Extended Season Walk-In Access properties are open for the take of all small game, furbearers, migratory game birds and Eurasian collared-doves, except Gambel's quail, Gunnison's sage-grouse and greater sage-grouse.
  - b. Lands enrolled and posted as Big Game Walk-In Access properties are open for the take of deer, elk and pronghorn by hunters holding a valid license for the GMU in which the property lies.
3. Public access is allowed:
  - a. From September 1 through the end of February annually for lands enrolled and posted as Regular Season Walk-In Access properties.
  - b. From the opening day of pheasant season through the end of February annually for lands enrolled and posted as Late Season Cropland Walk-In Access properties.
  - c. From September 1 through the end of the Mountain sharp-tailed grouse season annually, for all lands enrolled and posted as Grouse Walk-In Access properties.
4. From the opening day of pheasant season through the end of March annually for lands enrolled and posted as Extended Walk-In Access properties.
5. From the opening day of pheasant season through the end of February annually for lands enrolled and posted as Novice Hunter Program Walk-In Access properties.
  1. A current year's graduate of the Novice Hunter Program must be present and actively hunting with each group during all hunting activities.
  2. Up to four additional hunters may accompany and hunt with a graduate of the Novice Hunter Program.
6. From September 1 through the end of December annually for lands enrolled and posted as Big Game Walk-In Access properties.
7. Access shall be by foot only. Entry by horseback, motorized vehicle or other means is prohibited.
8. Access is allowed for small-game hunting only; all other activities are prohibited.
9. Access is prohibited as posted when the landowner is actively harvesting crops.

# WALK-IN PROPERTY SIGNS

There are a variety of Walk-In Access program boundary signs. Knowing what to look for in the field will help during your hunt.

<p><b>ACCESS SIGNS</b> in the field will have an access date of Sept. 1 through the end of Feb. that tell when the property is open for hunting.</p>	<p><b>PHEASANT SEASON ACCESS SIGNS</b> have an access date of "The opening day of pheasant season" through the end of Feb. Properties that are posted to open on the opening day of pheasant season cannot be accessed prior to Nov. 10, 2018.</p>	<p><b>EXTENDED ACCESS</b> properties are posted to close at the end of March annually. These signs have an access date of "The opening day of pheasant season" through the end of March. These properties cannot be accessed prior to Nov. 10, 2018.</p>	<p><b>PARKING SIGNS</b> designate where hunters should park at some walk-in areas. The majority of WIA properties do not have established parking areas. Instead, hunters should park along the road, taking care to stay out of the traveled portion of the road but also not park in tall weeds and grass where a fire hazard exists.</p>	<p><b>SAFETY ZONE SIGNS</b> are common on or near WIA properties. These signs are used to delineate safety zones around buildings, homesteads, livestock corrals or neighboring landowners' homes and properties. Please respect safety zone signs wherever you find them posted.</p>	<p><b>CLOSED! DO NOT HUNT IF FIELDS HAVE YELLOW "WARNING!" SIGNS.</b> Rarely, it is necessary to remove a property from the WIA program after this brochure is printed. When that happens, boundary signs are replaced with yellow warning signs to notify hunters the property is no longer available for walk-in hunting. Remember, if you find a WIA property listed in the brochure but boundary signs are not present at the field corners, please do not hunt that field!</p>	<p><b>BIG GAME ACCESS PILOT PROGRAM:</b> CPW is offering a Big Game Access pilot program in southeast Colorado on select Walk-in Access (WIA) properties. Properties will be signed with WIA boundary signs. In 2018 these properties are open for big game hunting to properly licensed hunters during established big game seasons from Sept. 1, 2018 through Dec. 31, 2018, and to small game hunting from Sept. 1, 2018 through Feb. 28, 2019. Big game hunters must possess a valid license for the Game Management Unit (GMU) in which the Walk-In Access property lies. All normal WIA and big game hunting regulations apply.</p>



# SEASON DATES & BAG LIMITS

Select small-game season dates are included within this atlas for your convenience; however, all season dates are not listed.


A complete synopsis of hunting season dates can be found in the 2018 Small Game & Waterfowl brochure. This brochure is available at license agents, CPW offices and online in downloadable PDF and interactive, searchable formats at [cpw.state.co.us/sgwf/brochure](http://cpw.state.co.us/sgwf/brochure)

▶ **PHEASANT**

**SEASON 1:** Nov. 10–Jan. 31, 2019  
**AREA:** East of I-25

**SEASON 2:** Nov. 10–Jan. 6, 2019  
**AREA:** West of I-25

**DAILY BAG LIMIT:** 3 cocks  
**POSSESSION LIMIT:** 9 cocks



© Jerry Neal/CPW

▶ **QUAIL: NORTHERN BOBWHITE, SCALED, GAMBEL'S**

**SEASON 1:** Nov. 10–Jan. 31, 2019  
**AREA:** East of I-25 and south of I-70 from I-25 to Byers and Hwy. 36 from Byers to Kansas, and the parts of the following counties that are west of I-25: Pueblo, Fremont, Huerfano, El Paso and Las Animas counties.

**SEASON 2:** Nov. 10–Jan. 6, 2019  
**AREA:** East of I-25 and north of I-70 from I-25 east to Byers and Hwy. 36 from Byers to Kansas.

**SEASON 3:** Nov. 10–Jan. 6, 2019  
**AREA:** West of I-25 except those areas west of I-25 in Pueblo, Fremont, Huerfano, El Paso and Las Animas counties.  
**DAILY BAG LIMIT:** 8 of each species  
**POSSESSION LIMIT:** 24 each species

- ▶ **COTTONTAIL**
- ▶ **SNOWSHOE HARE,**
- ▶ **JACKRABBIT: WHITE-TAILED, BLACK-TAILED**

**SEASON:** Oct. 1–end of Feb. 2019  
**DAILY BAG LIMIT:** 10 of each species-  
**POSSESSION LIMIT:** 20 of each species



© Wayne Lewis/CPW

## LEGAL HUNTING HOURS

Legal times to hunt small game are one-half hour before sunrise to sunset. An exception is made for furbearers, which can be hunted from one-half hour before sunrise to one-half hour after sunset.

The sunrise/sunset chart below lists time in Denver. Subtract 1 minute from opening and closing time for each 12 1/2 miles east of Denver. Add 1 minute to opening and closing time for each 12 1/2 miles west of Denver.

(These changes assume that each degree of longitude equals 50 miles and a change of 1 degree of longitude equals a 4-minute change in sunrise and sunset times.)

2018–2019 SUNRISE/SUNSET TABLE (DENVER)												
DAY	SEPT.		OCT.		NOV.		DEC.		JAN. 2019		FEB. 2019	
	RISE A.M.	SET P.M.	RISE A.M.	SET P.M.	RISE A.M.	SET P.M.	RISE A.M.	SET P.M.	RISE A.M.	SET P.M.	RISE A.M.	SET P.M.
1	6:28	7:31	6:56	6:42	7:29	5:58	7:02	4:36	7:21	4:46	7:08	5:20
2	6:29	7:29	6:57	6:41	7:30	5:57	7:03	4:36	7:21	4:47	7:07	5:21
3	6:30	7:28	6:58	6:39	7:31	5:56	7:04	4:36	7:21	4:48	7:06	5:22
4	6:31	7:26	6:59	6:37	7:32	5:55	7:05	4:35	7:21	4:49	7:05	5:23
5	6:32	7:25	7:00	6:36	6:33	4:53	7:06	4:35	7:21	4:50	7:04	5:25
6	6:33	7:23	7:01	6:34	6:34	4:52	7:07	4:35	7:21	4:51	7:03	5:26
7	6:34	7:21	7:02	6:33	6:35	4:51	7:07	4:35	7:21	4:52	7:02	5:27
8	6:35	7:20	7:03	6:31	6:37	4:50	7:08	4:35	7:21	4:53	7:01	5:28
9	6:36	7:18	7:04	6:30	6:38	4:49	7:09	4:35	7:21	4:54	6:59	5:29
10	6:36	7:17	7:05	6:28	6:39	4:48	7:10	4:35	7:21	4:55	6:58	5:31
11	6:37	7:15	7:06	6:26	6:40	4:48	7:11	4:36	7:20	4:56	6:57	5:32
12	6:38	7:13	7:07	6:25	6:41	4:47	7:12	4:36	7:20	4:57	6:56	5:33
13	6:39	7:12	7:08	6:23	6:42	4:46	7:12	4:36	7:20	4:58	6:55	5:34
14	6:40	7:10	7:09	6:22	6:43	4:45	7:13	4:36	7:19	4:59	6:53	5:35
15	6:41	7:08	7:10	6:20	6:45	4:44	7:14	4:36	7:19	5:00	6:52	5:36
16	6:42	7:07	7:11	6:19	6:46	4:43	7:14	4:37	7:19	5:01	6:51	5:38
17	6:43	7:05	7:12	6:18	6:47	4:43	7:15	4:37	7:18	5:02	6:50	5:39
18	6:44	7:03	7:13	6:16	6:48	4:42	7:16	4:38	7:18	5:03	6:48	5:40
19	6:45	7:02	7:14	6:15	6:49	4:41	7:16	4:38	7:17	5:05	6:47	5:41
20	6:46	7:00	7:15	6:13	6:50	4:41	7:17	4:38	7:17	5:06	6:46	5:42
21	6:47	6:58	7:17	6:12	6:51	4:40	7:17	4:39	7:16	5:07	6:44	5:43
22	6:48	6:57	7:18	6:11	6:52	4:40	7:18	4:39	7:16	5:08	6:43	5:44
23	6:49	6:55	7:19	6:09	6:53	4:39	7:18	4:40	7:15	5:09	6:42	5:46
24	6:50	6:54	7:20	6:08	6:55	4:38	7:19	4:40	7:14	5:10	6:40	5:47
25	6:50	6:52	7:21	6:07	6:56	4:38	7:19	4:41	7:13	5:11	6:39	5:48
26	6:51	6:50	7:22	6:05	6:57	4:38	7:20	4:42	7:13	5:13	6:37	5:49
27	6:52	6:49	7:23	6:04	6:58	4:37	7:20	4:42	7:12	5:14	6:36	5:50
28	6:53	6:47	7:24	6:03	6:59	4:37	7:20	4:43	7:11	5:15	6:34	5:51
29	6:54	6:45	7:25	6:01	7:00	4:37	7:20	4:44	7:10	5:16		
30	6:55	6:44	7:26	6:00	7:01	4:36	7:21	4:45	7:09	5:17		
31			7:27	5:59			7:21	4:45	7:09	5:19		

DST—(Daylight saving time) Source: www.usno.navy.mil

TIME ADJUSTMENT FOR OTHER COLORADO CITIES		Alamosa	+3	Gr. Junction	+13
Buena Vista	+5	Gunnison	+7		
Burlington	-10	La Junta	-6		
Craig	+9	Lamar	-9		
Durango	+11	Sterling	-6		
Fort Morgan	-4	Walden	+5		

# NOVICE HUNTING PROGRAM

Colorado Parks and Wildlife's Novice Hunter Program (NHP) provides people new to hunting with a solid foundation of knowledge and skills to instill the confidence that aids in future safe and enjoyable hunting experiences in Colorado.

The novice program includes classroom time and the curriculum focuses on the fundamentals of pheasant biology, hunting techniques, firearms safety and hunting ethics, as well as practical exercises in the field.

But there's one thing that we can't give you, and that's experience. As part of this program, CPW leases some Walk-In Access properties specifically for novice hunters, to give an opportunity to hunt in good pheasant habitat in a relatively unpressured setting. These lands are not open to the general public and are available to you just for this hunting season.

There are some restrictions on how these lands can be hunted. We ask you to please abide by program regulations and property-specific rules while you are hunting. Remember to plan ahead and be safe. Good luck and have fun!



Look for the signs! WIA properties that are open for novice hunters will be posted with special yellow signs that look like this.

To hunt these special designated pheasant properties:

1. You must be a current-year graduate of the Novice Hunter Program must be present and actively hunting during all hunting activities.
2. Up to four additional licensed hunters may accompany and hunt with a graduate of the Novice Hunter Program.
3. A valid "student" hang tag must be hung from the rearview mirror from students' vehicles while they are hunting NHP WIA properties.
4. A valid "mentor" hang tag must be hung from the rearview mirror of vehicles carrying hunters accompanying an NHP student.
5. No more than two vehicles are allowed per NHP hunter.
6. Lands enrolled and posted as NHP Walk-In Access properties may be accessed from Nov. 10, 2018 through the end of February 2019. All hunting season dates must be followed.
7. Access shall be by foot only. Entry by horseback, motorized vehicle, or other means is prohibited.
8. Access is allowed for hunting only; all other activities are prohibited.

(See additional walk-in hunting regulations on page 4.)

# QUAIL HUNTING TIPS

## TIPS AND TACTICS FOR A SUCCESSFUL COLORADO QUAIL HUNT

Southeast Colorado was extremely dry compared to last fall through the 2018 nesting and brooding season. Fortunately the area began to receive moisture later in the summer. While it appears that quail did better than pheasants through the dry period, it is likely that hunters will find fewer bobwhite and scaled quail coveys than the last two seasons when conditions were optimum. The good news is there are still plenty of places to look for a fast-rising covey! With the following tips, you can increase your chances of a successful hunt.

### SCOUT BEFORE THE SEASON AND DEVELOP A PLAN

Preseason scouting, especially in mid- to late October, can considerably shorten the task of finding game birds. Go early morning or evening when quail are most active. Take a good map (or this atlas) to mark your sightings. And when you spot birds, observe nearby fields, where the birds are feeding, how they move between fields and where they are taking cover. Think about how the birds will react to hunters, how they will escape and which fields will swing the odds in your favor. Consider your hunting preferences and focus on the fields or cover types where your personal hunting style will allow you to be successful. Develop a hunt plan based on the information you've gathered.

### CONSIDER THE HABITAT

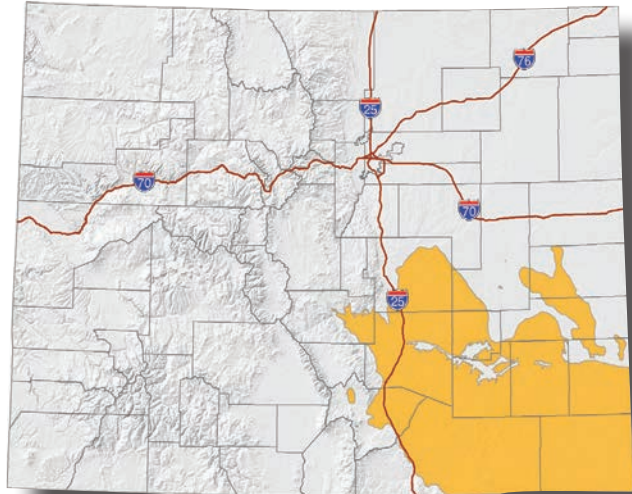
Scaled quail are most numerous in areas that are relatively open at ground level, so focus on areas with a good percentage of bare ground. Scaled quail depend on winter food sources such as sunflowers, western ragweed, buffalo bur and occasionally cultivated milo. Stay away from heavy grass cover, as these areas tend to choke out the food sources that quail depend upon. In most cases, Conservation Reserve Program (CRP) cropland is too dense for scaled quail, although they thrive in disturbed, weedy areas or thin strands of CRP bunchgrass. Scaled quail are often found near or in structures, natural or manmade. Think cholla cactus, weedy or brushy ravines, shrub thickets, junk piles, abandoned farm machinery, wildlife watering systems and old farmsteads. Any natural or artificial structural component warrants exploration.

In some situations, bobwhites can be found in the same fields as scaled quail in southeastern Colorado; however bobwhite quail range is significantly smaller. Bobwhites are primarily limited to riparian areas in northeastern and east-central Colorado and riparian areas, sandsage rangeland and occasionally CRP lands in southeast Colorado. Isolated populations of bobwhites occur in sandsage communities in the northeast counties of Phillips and Yuma, although their numbers vary from year to year.

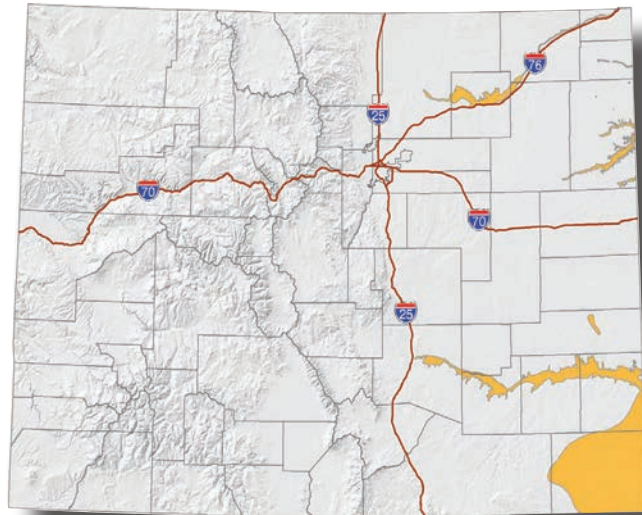
In fields, bobwhites are normally found near areas with significant shrub development: sandsage rangeland, drainages lined with skunkbush sumac, native plum or chokecherry thickets, willow and snowberry riparian zones and warm season CRP grass fields that have a good shrub component intermixed with the grasses. Look for CRP grass fields that provide tall overhead cover with a high percentage of bare ground. Pay attention to areas with sunflowers, western and giant ragweed and kochia plants, and fields composed of little bluestem, big bluestem, sand bluestem, switchgrass and yellow indiagrass. In extreme southeast Colorado, it's not unusual to find bobwhites around large CRP fields that are adjacent to other habitats like sandsage. In the northeast, where quail habitat is more restricted, look for them in CRP sprinkler corners adjacent to irrigated corn fields, in CRP plantings along creek bottoms or field edges and grass fields along the sandsage-cropland transition zone. You can also find them foraging or taking cover in weedy fencerows, abandoned farmsteads, old livestock corrals and other areas that provide standing weed cover.

Once you have found an area that holds quail, take note of the important habitat types, and try to find other areas that replicate those habitats.

### SCALED QUAIL:



### BOBWHITE QUAIL:



© Ed Gorman CPW



## ADDITIONAL GUIDANCE

**Be quick and quiet.** Once birds have been hunted, their behavior can change quickly. Scaled quail can become like pheasants in terms of running to avoid hunters. Spooked birds will plan their escape as soon as they are aware of your presence, so move quickly and quietly to execute your hunt plan.

**Timing matters.** Hunt fields at the right time of day. In the early morning and evening, birds will be on the move from roost sites towards food. Put yourself between the birds and their food source and hunt towards the roosting areas, or vice versa, when birds are leaving feeding areas in the afternoon. Coveys of each species loaf under overhead cover during the mid-day period.

**Don't get pushy.** Avoid pushing scaled quail into thin fields that offer good (running) escape cover. They can, however, be pushed towards cover that is too dense for easy running. If they beat you and elude, pay attention to their escape routes and devise ways to cover them next time.

**Hunt with a friend.** Hunting with a four-legged friend increases your chances for success greatly when hunting quail. Bobwhite quail are very easy to walk past, due to their likelihood of holding tight. Dogs that hunt in range are always a benefit when quail hunting, and like pheasants, dogs can be tremendous in game recovery.



© Jeff Mekelburg, CPW



© Ed Gorman, CPW



© Mike Delliveneri, CPW



# PHEASANT HUNTING TIPS

## TIPS FOR A SUCCESSFUL COLORADO PHEASANT HUNT

On Nov. 10, hunters and bird dogs alike will celebrate as Colorado's 2018–19 pheasant season opens statewide. According to wildlife managers, pheasant populations are average this year. Precipitation returned to much of the core pheasant range in the last several years, helping to improve nesting conditions and rebuild Colorado's pheasant crop. Although pheasant populations remain below the peak numbers that hunters enjoyed eight years ago, there are enough roosters to keep things exciting and plenty of additional reasons to lace up your hunting boots and explore Colorado's Eastern Plains this fall. The following tips will help you get the most out of your hunt this season:

### 1. SCOUT FOR SUCCESS

Scouting is always important but it's even more critical when there are fewer birds afield. Colorado's core pheasant habitat lies in the vast, cultivated farmlands and Conservation Reserve Program (CRP) fields of Yuma, Logan, Washington, Sedgwick and Phillips counties. However, pheasant populations are localized based on the habitat that's available in these areas. Locating "birdy" spots prior to your actual hunt will make time spent in the field much more productive.

### 2. ASK FOR PERMISSION

Much of the land in eastern Colorado is privately owned, but don't let that deter you. Although landowners typically reserve opening weekend and holidays for family and friends, most are open to granting hunting access to strangers at other times of the season. Be courteous and don't be afraid to knock on a few doors until you get a "yes." Some of the best pheasant hunting is located on private property. And if you're granted access, don't forget that a thoughtful "thank you" can go a long way toward getting future permission.

### 3. BE PREPARED TO PUT IN SOME WALKING

There's no getting around it: You need to burn some serious shoe leather to locate birds, particularly in years when bird populations are just average. To be successful, it's important to get off of the beaten path.

### 4. UNDERSTAND PHEASANT BEHAVIOR

Pheasants follow a routine that's predictable. Understanding pheasant behavior can ensure you're in the right place at the right time and help you to locate more birds. In early morning, pheasants leave the thick cover of their roosting sites and move into open croplands (corn, milo or winter wheat) to feed. Depending on weather conditions and hunting pressure, birds typically feed for an hour or two and then seek shelter in grassy fringes (loafing cover) adjacent to feeding sites, where they will remain for the remainder of midday. Pheasants return to open fields to feed about an hour before sunset. This behavior pattern remains consistent except during periods of extreme cold or wind or when heavy snow forces birds to seek shelter in dense roosting cover throughout most of the day.

### 5. HUNT SMART

Pheasants hear extremely well and quickly become savvy to boisterous hunters. Slamming your truck door, yelling at untrained dogs or chit-chatting too loudly with other members in your hunting party is a surefire way to return home empty handed. Pheasants often flush in response to shutting off a car engine, so be sure to park away from your hunting area. Lastly, be mindful of wind direction. Hunt into the wind whenever possible. Walking upwind makes it harder for pheasants to hear approaching footsteps and also makes it much easier for dogs to detect scent.

### 6. LATER IN THE SEASON IS BETTER

Hunting gets better later in the season. Not only have the crowds of early season hunters thinned out, but the hunting conditions have improved as well. By December, corn fields and other croplands have all been cut and harvested, forcing pheasants to seek refuge in narrow draws, sloughs, shelter belts and grassy pockets — areas much more accessible to hunters. Additionally, winter snows make it easier for dogs to track wily roosters.



Photos this page © Jerry Neal CPW




## 7. TAKE ADVANTAGE OF THE WALK-IN ACCESS PROGRAM

Although most of the land throughout eastern Colorado is privately owned, CPW's Walk-In-Access (WIA) program offers an excellent opportunity for small-game hunters to access more than 156,000 acres of private land. Again, preseason scouting is critical. While WIA properties provide land access, CPW cannot predict what wildlife species a field may support in any given year, due to weather or local conditions.

## 8. REFER TO THE SMALL GAME & WATERFOWL BROCHURE

A small-game license, habitat stamp and a Harvest Information Program (HIP) number are required to hunt pheasants and to access WIA properties. For further information, including hunting regulations and bag and possession limits, pick up a copy of the 2018 Small Game & Waterfowl Brochure available at statewide license agents, CPW offices and online at [cpw.state.co.us/sgwf/brochure](http://cpw.state.co.us/sgwf/brochure).

*Article by Jerry Neal. Neal is a media and information specialist and senior video producer for Colorado Parks and Wildlife, and is the former editor of Colorado Outdoors online.*



© Jerry Neal CPW



© Mike Delliveneri CPW

## Reading the Maps

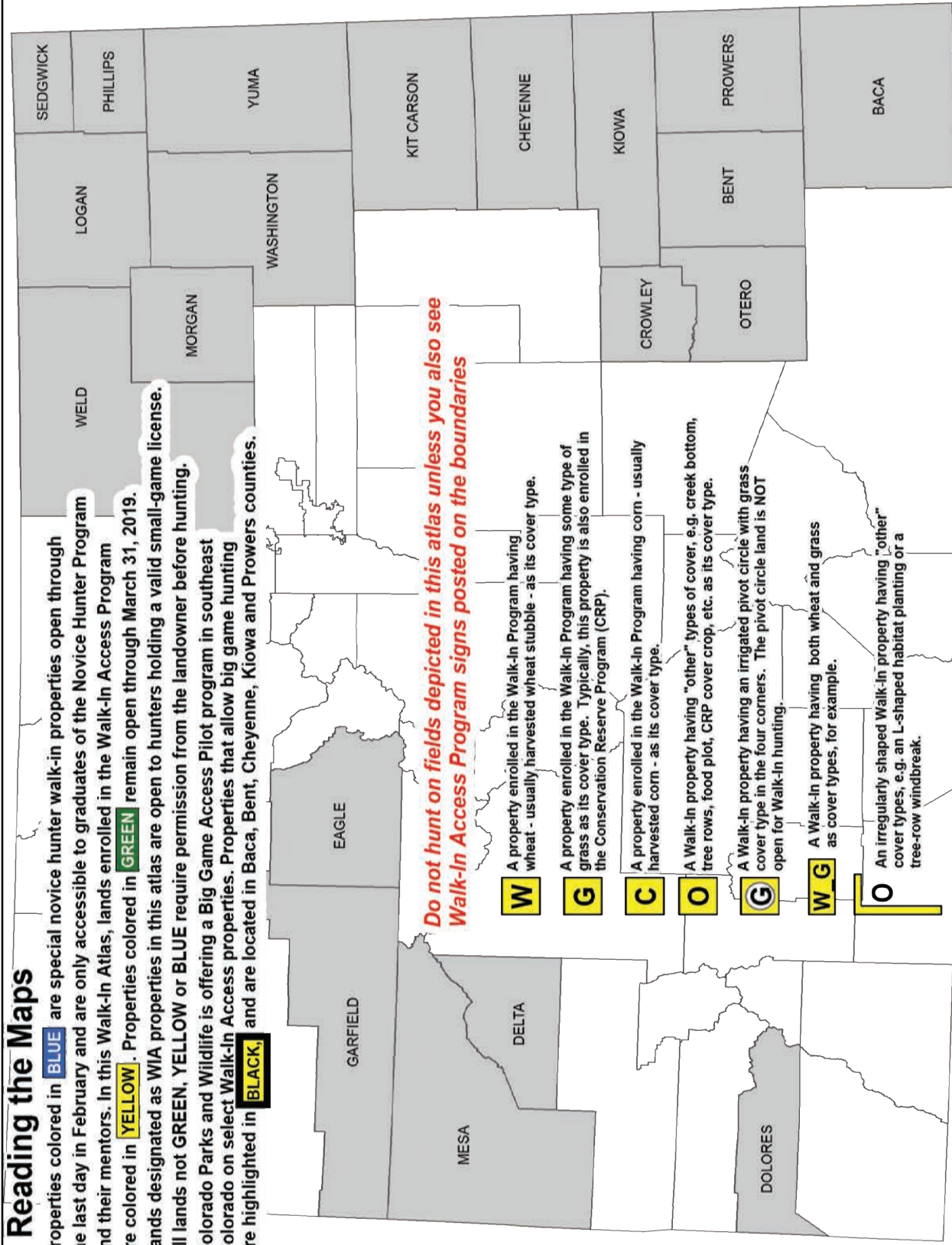
Properties colored in **BLUE** are special novice hunter walk-in properties open through the last day in February and are only accessible to graduates of the Novice Hunter Program and their mentors. In this Walk-In Atlas, lands enrolled in the Walk-In Access Program are colored in **YELLOW**. Properties colored in **GREEN** remain open through March 31, 2019. Lands designated as WIA properties in this atlas are open to hunters holding a valid small-game license. All lands not **GREEN**, **YELLOW** or **BLUE** require permission from the landowner before hunting. Colorado Parks and Wildlife is offering a Big Game Access Pilot program in southeast Colorado on select Walk-In Access properties. Properties that allow big game hunting are highlighted in **BLACK**, and are located in Baca, Bent, Cheyenne, Kiowa and Prowers counties.

**Do not hunt on fields depicted in this atlas unless you also see Walk-In Access Program signs posted on the boundaries**

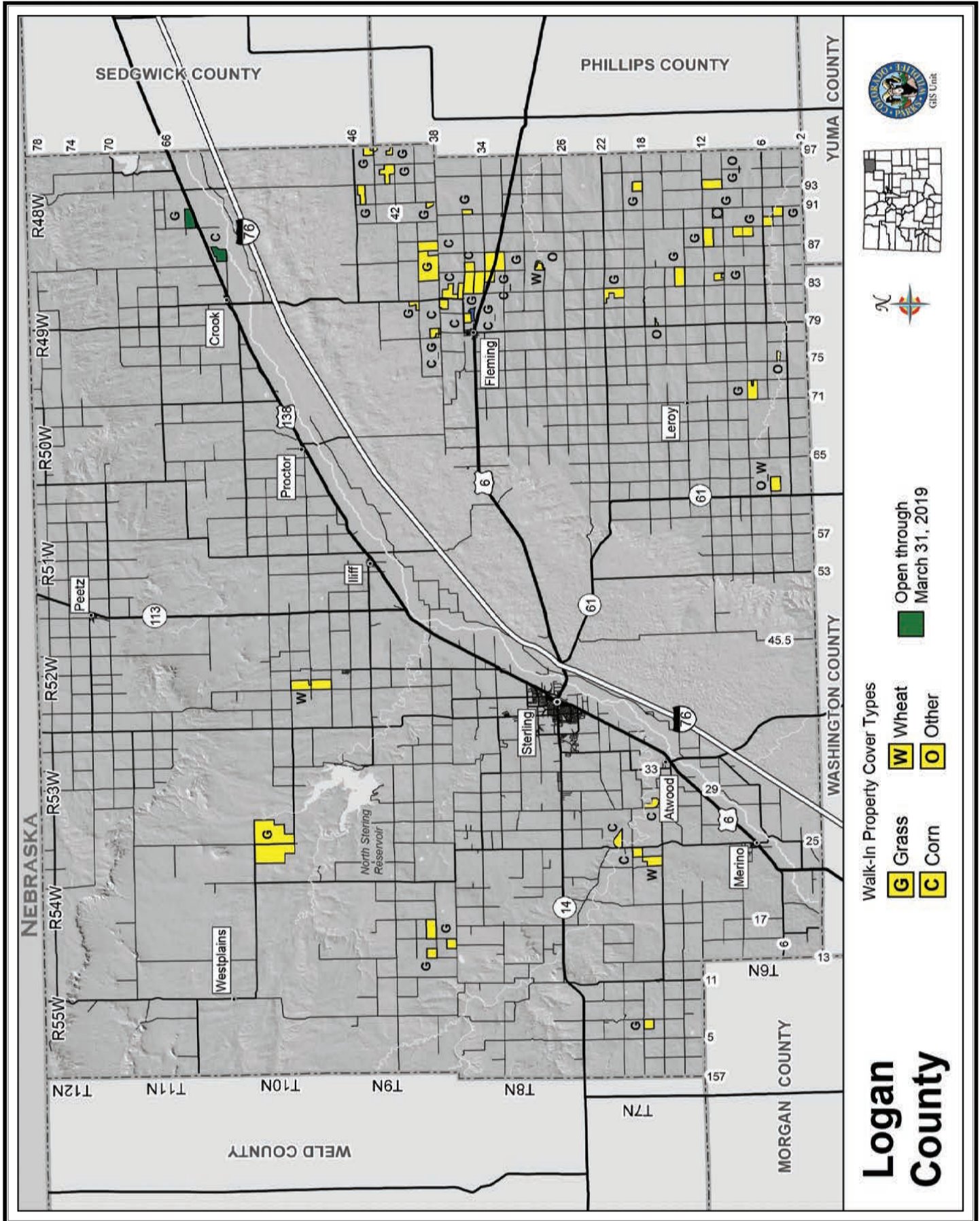
- W** A property enrolled in the Walk-In Program having wheat - usually harvested wheat stubble - as its cover type.
- G** A property enrolled in the Walk-In Program having some type of grass as its cover type. Typically, this property is also enrolled in the Conservation Reserve Program (CRP).
- C** A property enrolled in the Walk-In Program having corn - usually harvested corn - as its cover type.
- O** A Walk-in property having "other" types of cover, e.g. creek bottom, tree rows, food plot, CRP cover crop, etc. as its cover type.
- G** A Walk-in property having an irrigated pivot circle with grass cover type in the four corners. The pivot circle land is NOT open for Walk-In hunting.
- W.G** A Walk-in property having both wheat and grass as cover types, for example.
- O** An irregularly shaped Walk-in property having "other" cover types, e.g. an L-shaped habitat planting or a tree-row windbreak.



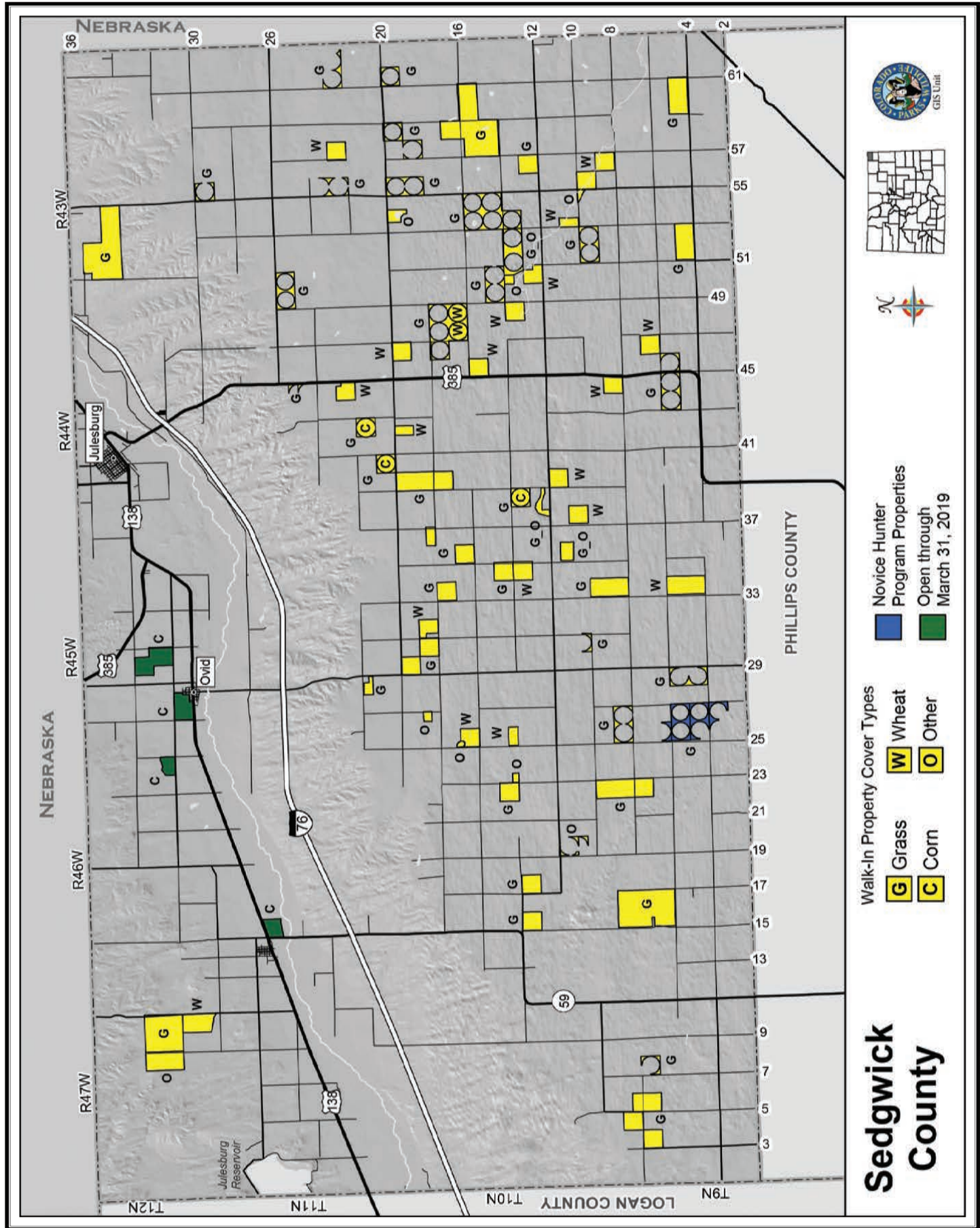
- Counties in the Walk-In Access Program
- Paved Highway
- Secondary Roads (may be paved or gravel)
- Local Roads (gravel county roads)
- 123 County road number



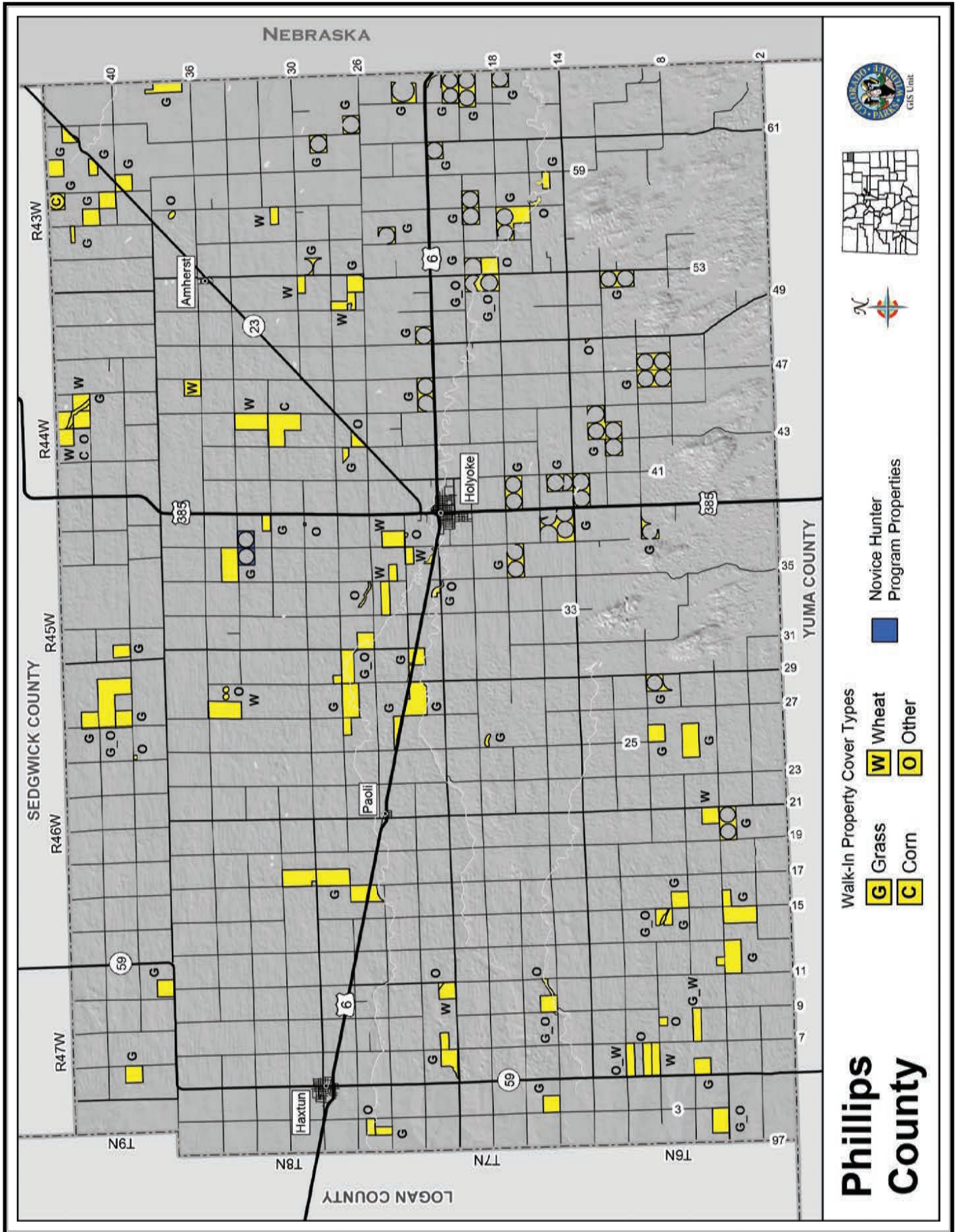












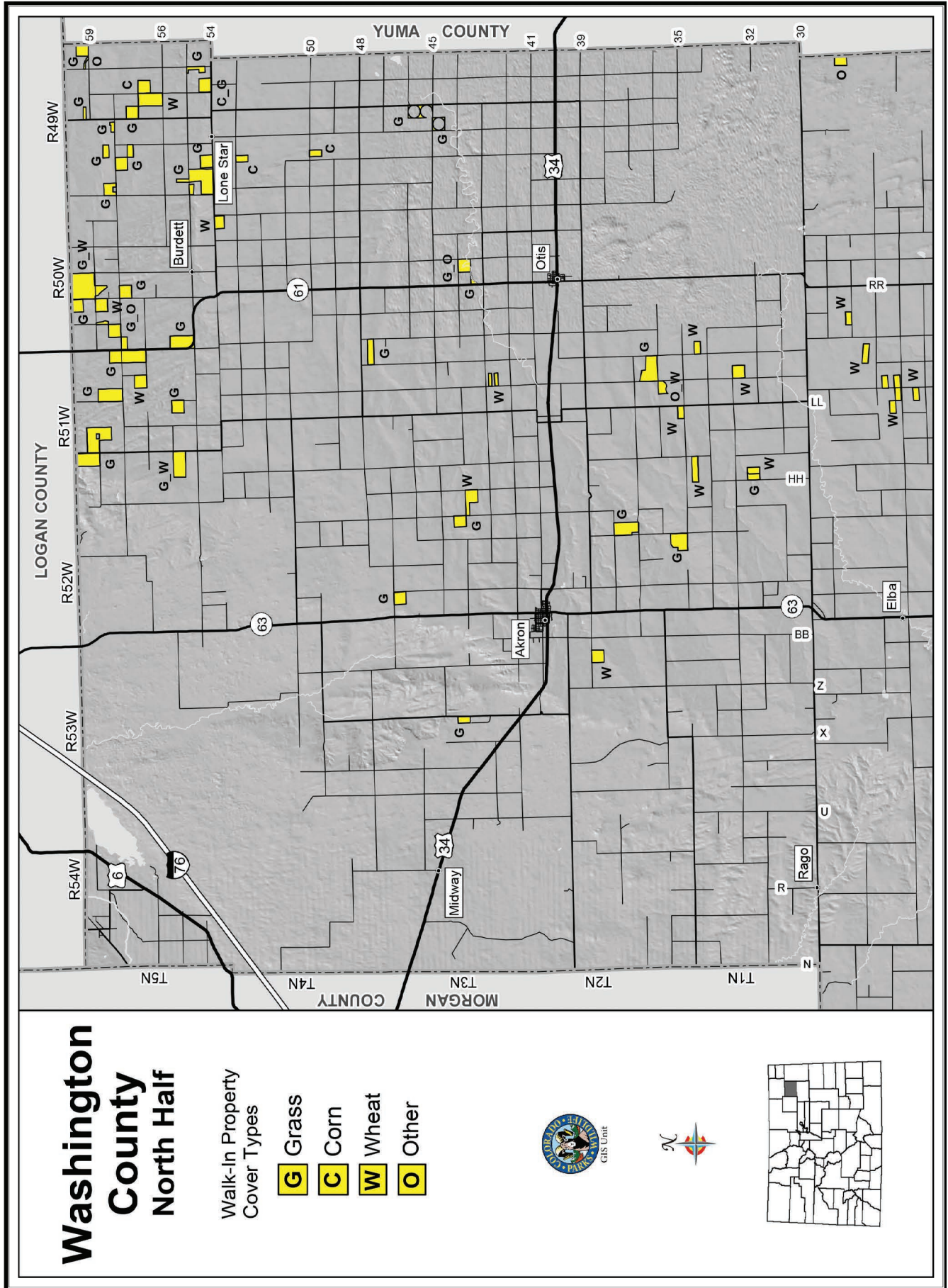
Walk-In Property Cover Types

- G Grass
- W Wheat
- C Corn
- O Other

Novice Hunter Program Properties

# Phillips County





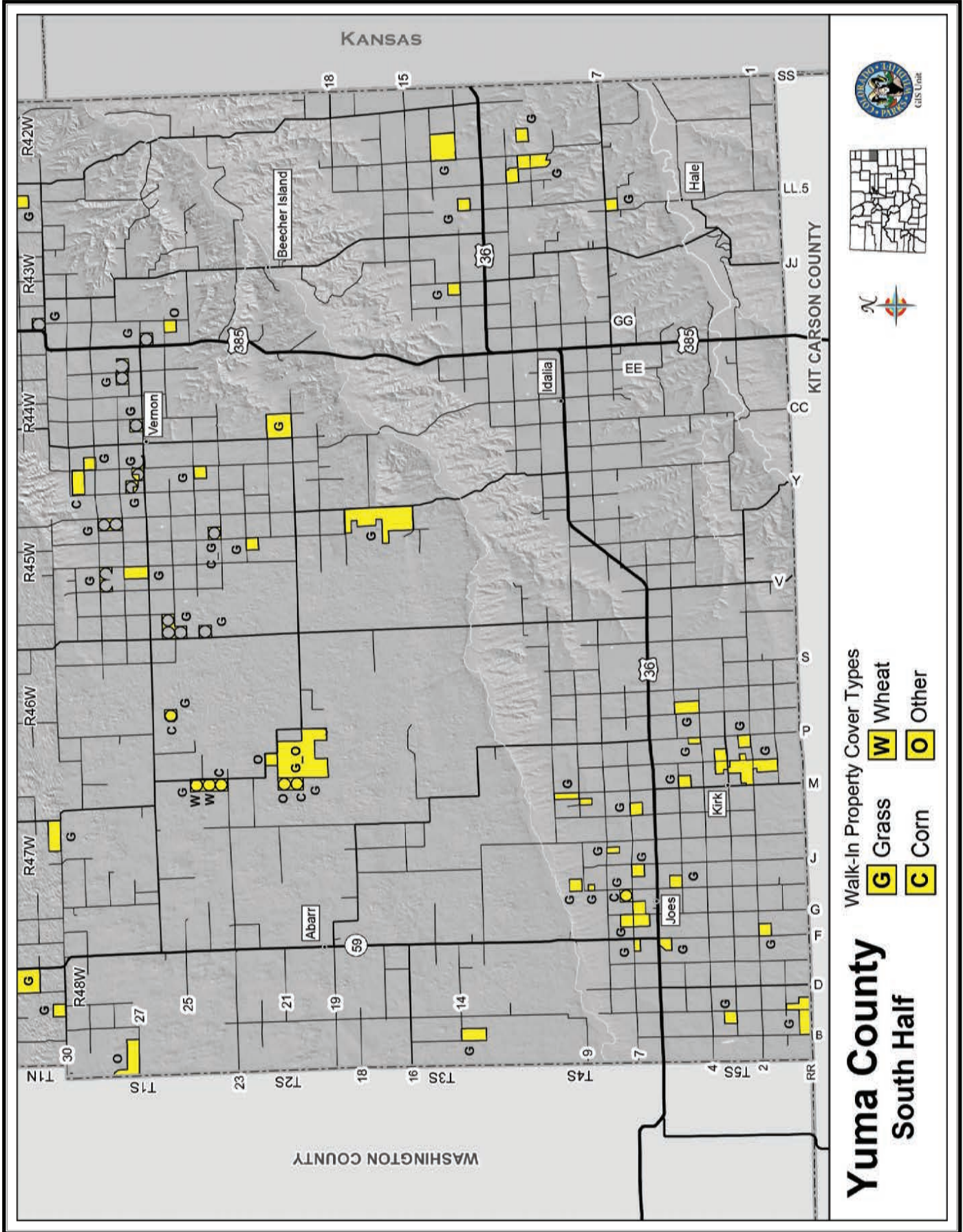




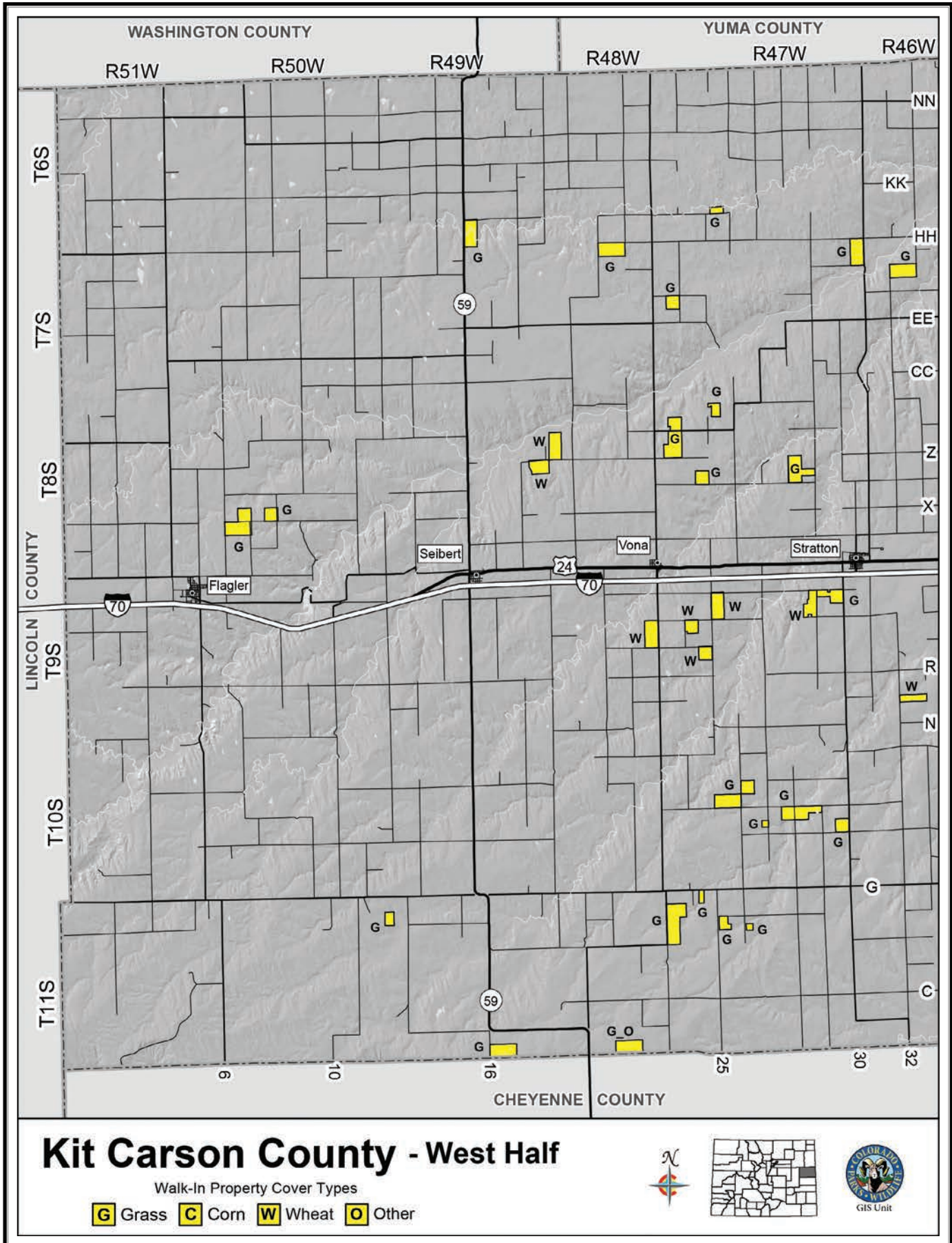




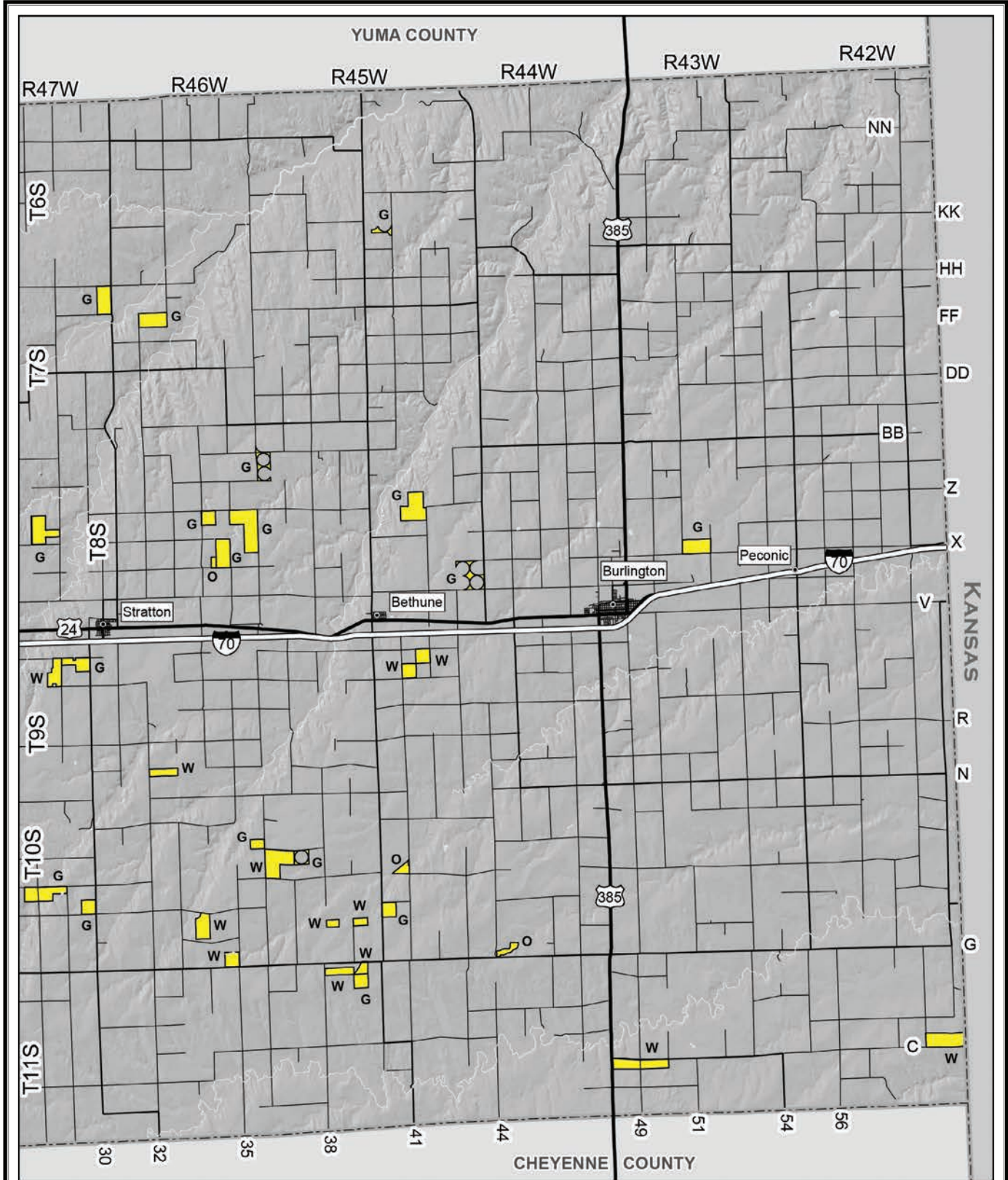








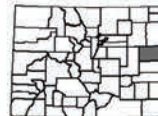




# Kit Carson County - East Half

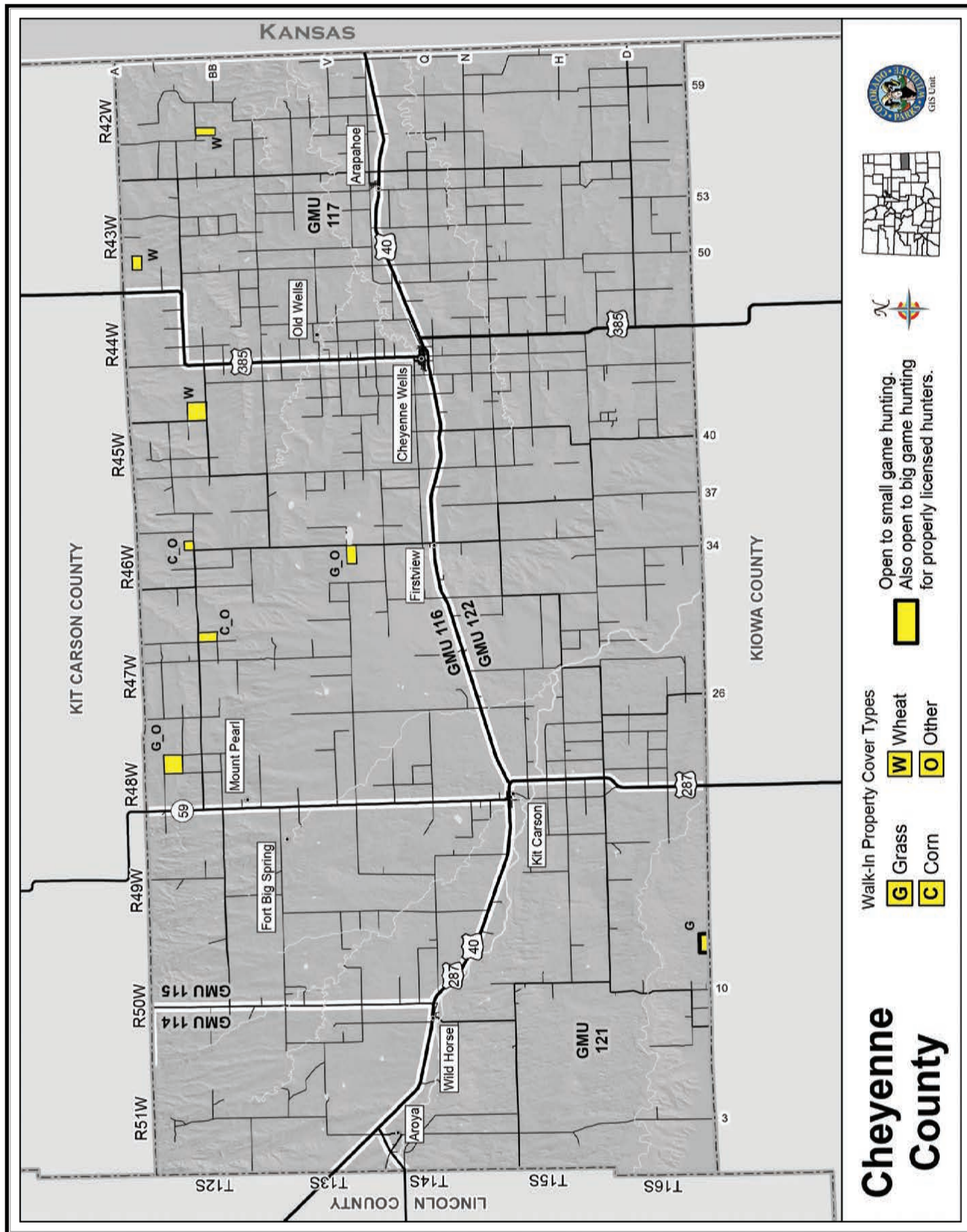
Walk-In Property Cover Types

- G** Grass
- C** Corn
- W** Wheat
- O** Other

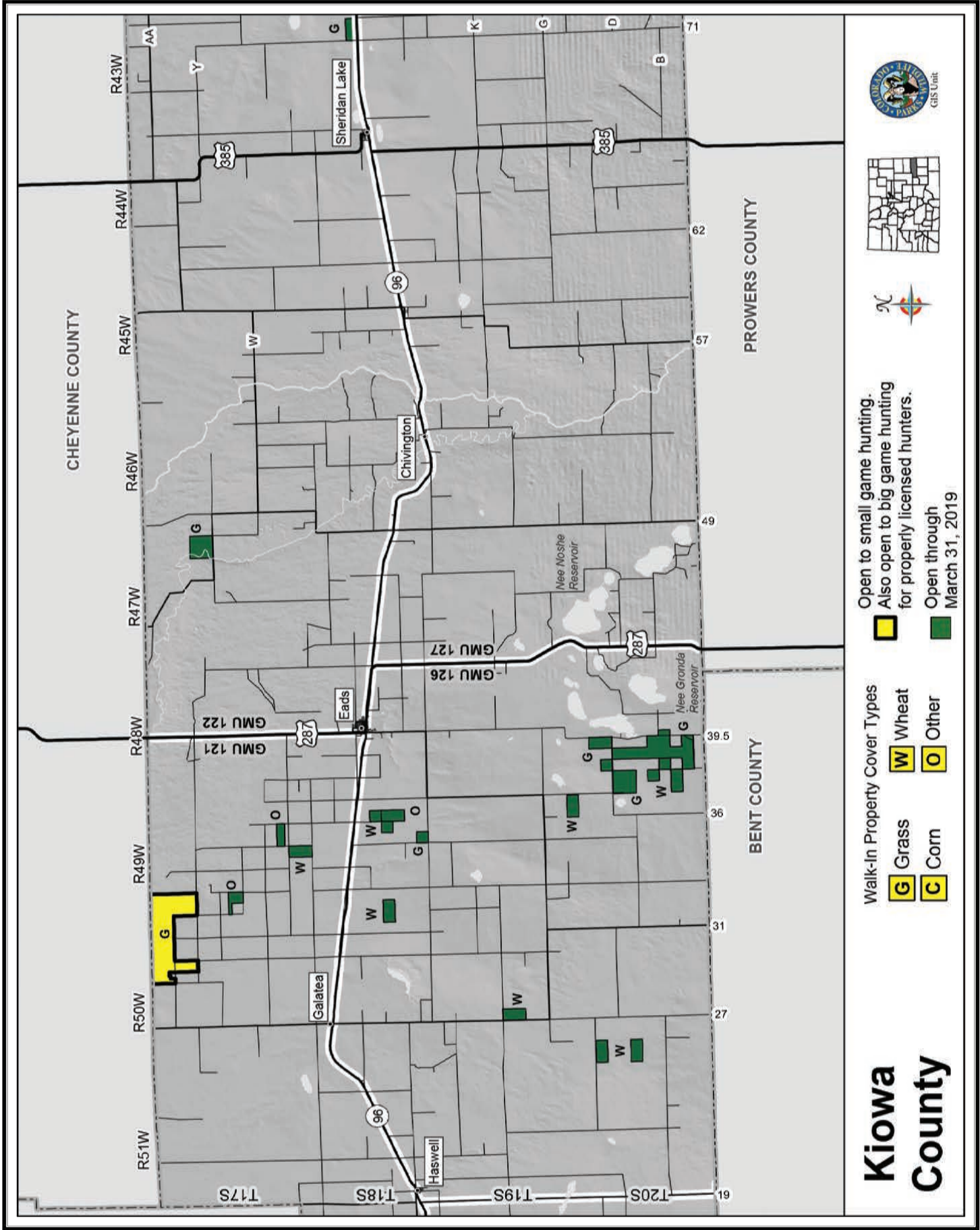


GIS Unit



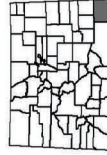
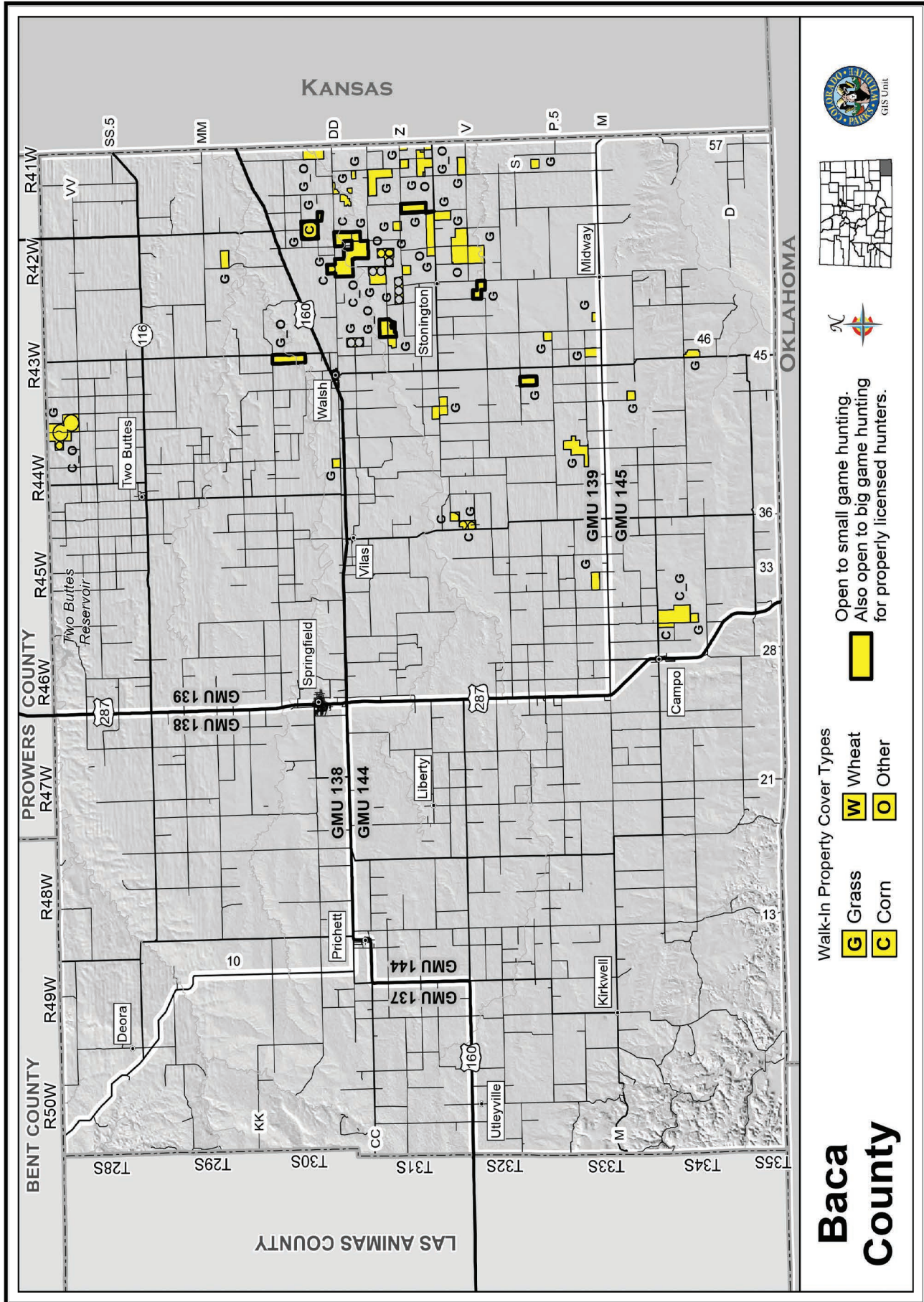












Open to small game hunting.  
Also open to big game hunting  
for properly licensed hunters.

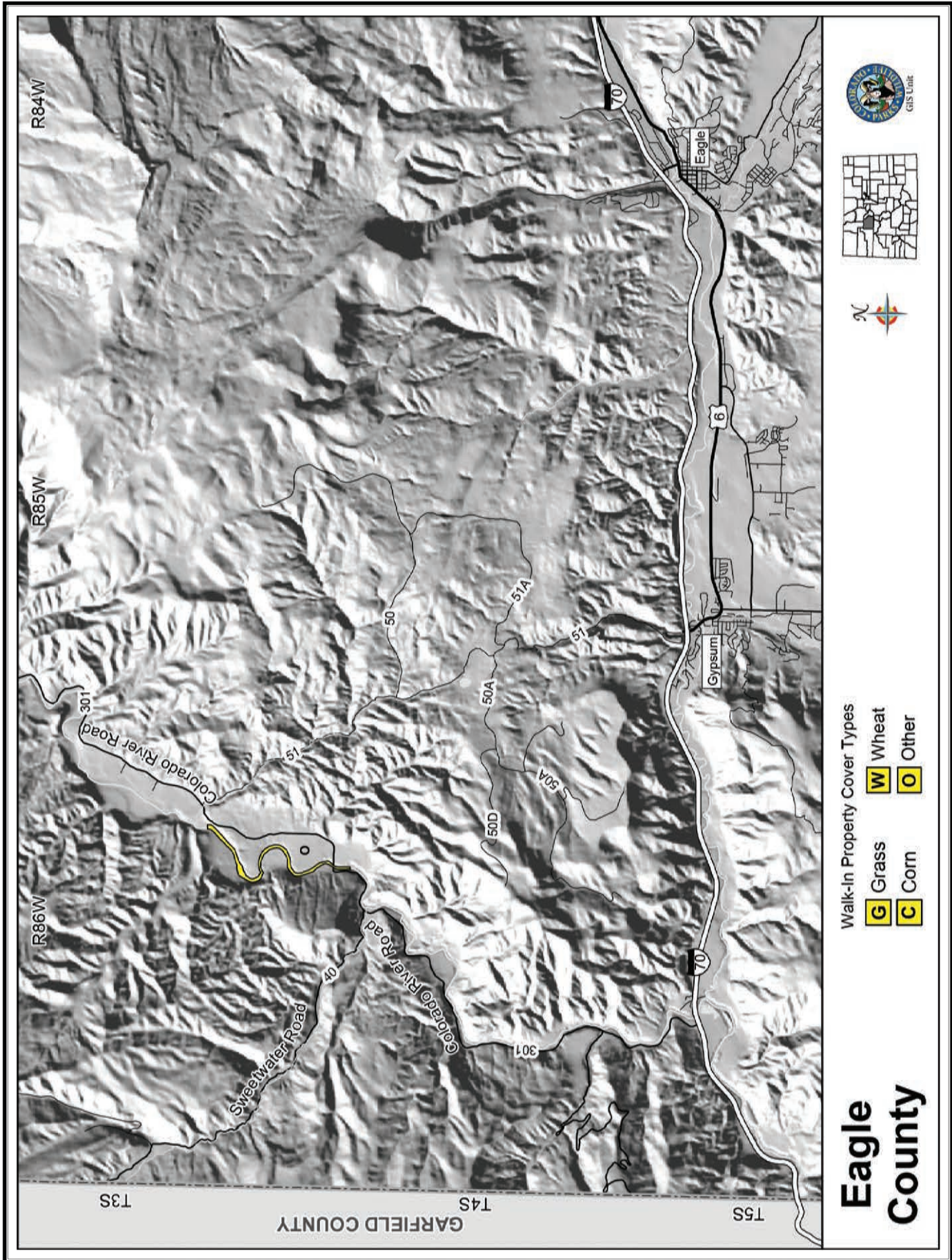


Walk-In Property Cover Types

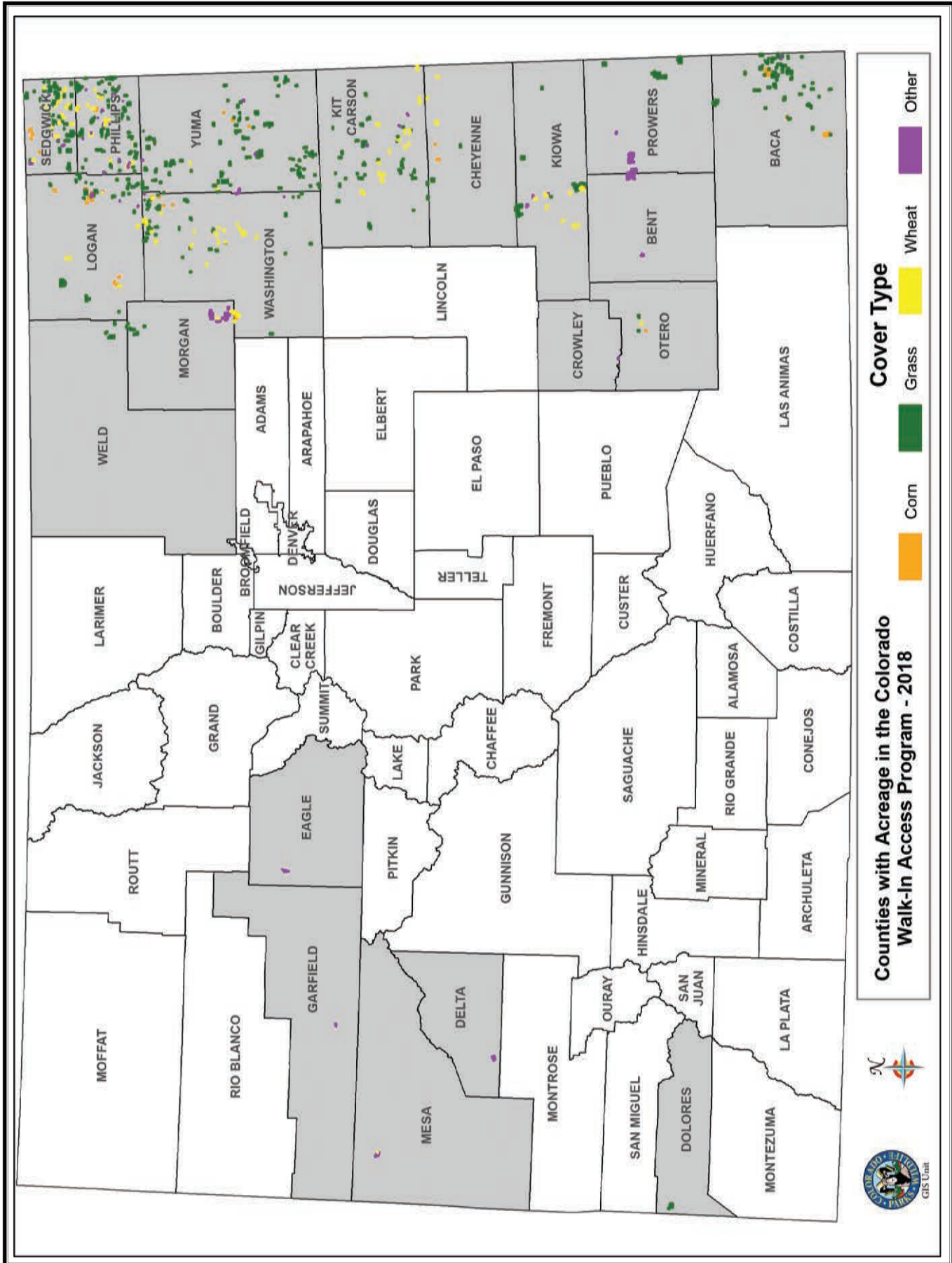
- G** Grass
- C** Corn
- W** Wheat
- O** Other

# Baca County













Printed for free distribution by:  
**COLORADO PARKS AND WILDLIFE**  
6060 Broadway, Denver, CO 80216  
303-297-1192  
[cpw.state.co.us](http://cpw.state.co.us)

#### NOTICE ABOUT THIS GUIDE

This brochure is not a legal notice nor a complete collection of hunting regulations and laws. Copies of statutes and regulations can be obtained from a CPW office or at [cpw.state.co.us/Regulations](http://cpw.state.co.us/Regulations). For questions, call CPW at 303-297-1192.

# Corner Store, Colorado Style

Sometimes you don't  
know what you need  
until you get there.

With your mobile device, you can shop whenever and wherever you like. Whether you are looking for books, hats, DVDs and more, or need to purchase your yearly hunting and fishing licenses, a state parks pass or a subscription to *Colorado Outdoors* magazine, Colorado Parks and Wildlife makes it easy for you. You'll find everything you need at [www.cpwshop.com](http://www.cpwshop.com).

© WAYNE D. LEWIS/CPW

