

2011 Light Goose Conservation Action Harvest Report

The 2010 Light Goose report provides information on the estimated harvest of light geese during the Conservation Action (CA) period. The light goose CA season is restricted to lands east of I-25. Due to questionable county harvest estimates, which result from low levels of response and dynamic harvest rates, harvest, hunter numbers and days are reported on a statewide basis, but are also provided for South and North of I-70. Information is also provided on the use of electronic calls, extended hunting hours, use of unplugged shotguns and wounding loss during the conservation action period.

A post-season harvest survey was conducted by phone and internet. A stratified random sample of 3,992 potential light goose hunters was drawn from among HIP participants. Individuals within the sample that provided email addresses to HIP were sent email surveys as well. The sample was stratified as follows:

- 1 = Did not hunt light geese in 09/10; 2 = Hunted light geese in 09/10 but did not bag geese
- 3 = Bagged 1-30 light geese in 09/10; 4 = Bagged more than 30 light geese in 09/10

Harvest Data Summary

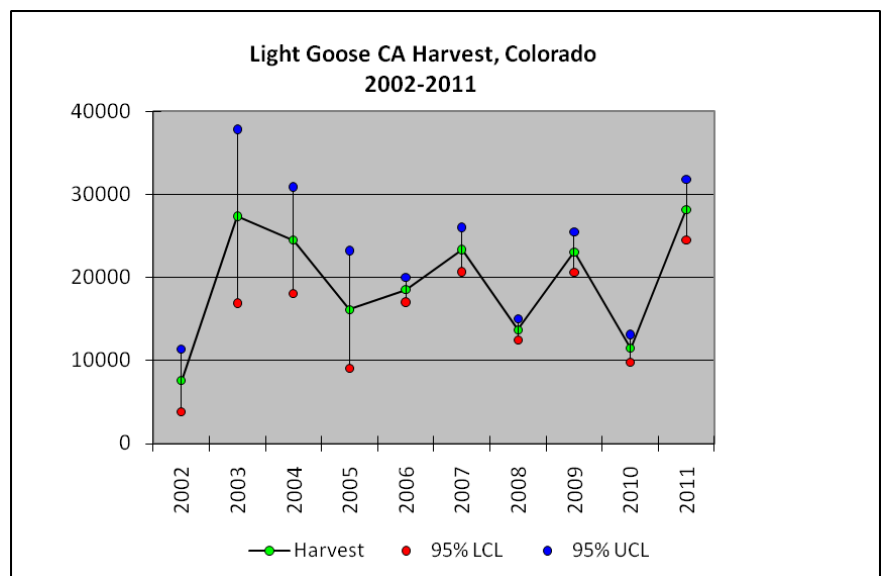
One thousand five hundred thirty three (1,533, 38% response rate) hunters were contacted. One-hundred thirty-nine (139) hunters reported hunting light geese during the conservation action period. Days hunted ranged from 1 (17 hunters) to 45 (1 hunter) and individual harvest ranged from 1 (4 hunters) to 561 (1 hunter). Forty-eight (48) hunters reported that they wounded snow geese during the 2011 Conservation Action, ranging from 1 (16 hunters) to 9 (1 hunter). Thirty-three percent reported being satisfied with their light goose hunting experience, compared to 38% in 2010. The leading reason for hunting during the conservation action period was “Environmental concerns” (33.3%), followed by “only open season” (23.8%) and “unlimited geese” (22.9%). Twenty-four percent of hunters surveyed said they would be very likely to participate in future conservation action periods, while 51.5% were somewhat likely to participate and 24.5% were not at all likely to participate. **Statewide harvest for the conservation action period was estimated at 28,193 ± 3,631 (24,561 – 31,825).**

Comparison with 2010 survey results:

Comparing the figures for the conservation action period for 2010 and 2011, the estimated harvest was significantly higher in 2011 than the 2010 CA when an estimated **11,473 ± 1,688 (9,786 – 13,160)** birds were harvested. Hunter numbers were lower in 2011 (**1,385 ± 308**) than in 2010 (**1,988 ± 392**). Total days hunted were higher in 2011 (**10,095 ± 3,692**) than 2010 (**8,829 ± 2,632**).

Hunter Statistics and Harvest by Strata, County and Population

Summary tables provide estimates of hunter numbers, days in the field and light goose harvest state and region-wide. Estimates are followed by the standard error of the estimate, and 95% upper (UCI) and lower (LCI) confidence intervals around the estimate.



2011 Light Goose CA Harvest Summary, By Area

Area	Hunters	SE(hunters)	LCL Hunters	UCL Hunters	Days Hunted	SE (Days Hunted)	LCL Days	UCL Days	Harvest	SE(harvest)	LCL Harvest	UCL Harvest
South of I-70	572	97	382	762	5627	1549	2591	8663	19382	1615	16218	22546
North of I-70	787	116	559	1015	4891	932	3064	6718	8810	972	6904	10716
Total	1385	157	1077	1693	10905	1884	7213	14597	28193	1853	24561	31825

2011 Light Goose CA Harvest Summary, By Strata

Stratum	Hunters	SE(hunters)	LCL Hunters	UCL Hunters	Days Hunted	SE (Days Hunted)	LCL Days	UCL Days	Harvest	SE(harvest)	LCL Harvest	UCL Harvest
1	671	136	452	994	5481	1396	3354	8958	9184	962	7484	11270
2	249	72	143	432	2314	1218	878	6099	6717	1123	4851	9299
3	334	30	280	399	1875	289	1389	2533	3432	255	2968	3969
4	131	9	114	150	1235	180	929	1642	8860	1087	6972	11258
Total	1385	157	1077	1693	10905	1884	7213	14597	28193	1853	24561	31825

2011 Light Goose CA Harvest Summary, By Method

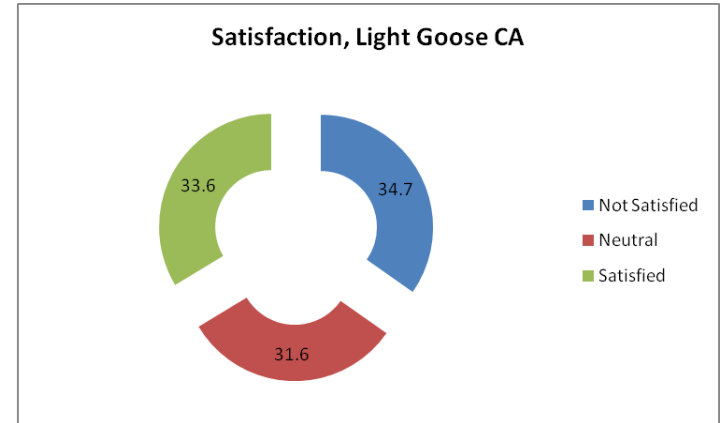
Method	Hunters	SE(hunters)	LCL Hunters	UCL Hunters	Harvest	SE(harvest)	LCL Harvest	UCL Harvest
Electronic calls	521	85	353	689	14438	4651	5323	23553
Extended hours	549	89	376	722	3066	974	1157	4975
Unplugged gun	453	86	284	622	3246	655	1962	4530

2011 Light Goose CA Wounding Loss

Stratum	Wound	SE(wound)	LCL Wound	UCL Wound
1	641	58	538	764
2	224	24	182	276
3	178	17	147	215
4	205	22	166	253
Total	1248	69	1111	1385

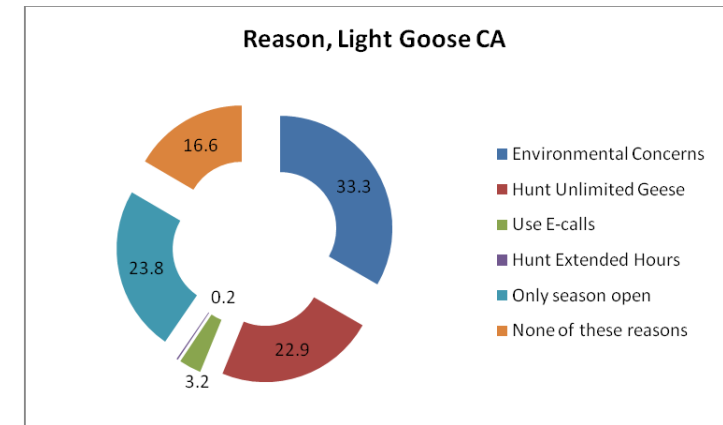
2011 Light Goose Satisfaction, by Percentage

Satisfaction	Stratum				Total
	1	2	3	4	
Strongly Dissatisfied	20.0	40.0	28.8	32.5	22.6
Somewhat Dissatisfied	13.3	0.0	8.5	5.0	11.7
Slightly Dissatisfied	0.0	0.0	1.7	5.0	0.4
Neutral	36.7	30.0	10.2	2.5	31.6
Slightly Satisfied	3.3	0.0	3.4	2.5	3.1
Somewhat Satisfied	20.0	0.0	18.6	20.0	18.9
Strongly Satisfied	6.7	30.0	28.8	32.5	11.6



Reason for Participating, by Percentage

Reason for hunting	Stratum				Total
	1	2	3	4	
Environmental Concerns	30.0	70.0	39.0	37.5	33.3
Hunt Unlimited Geese	23.3	20.0	18.6	30.0	22.9
Use E-calls	3.3	0.0	1.7	7.5	3.2
Hunt Extended Hours	0.0	0.0	1.7	0.0	0.2
Only season open	26.7	10.0	17.0	7.5	23.8
None of these reasons	16.7	0.0	22.0	17.5	16.6



Future Participation, by Percentage

Future CA Hunting	Stratum				Total
	1	2	3	4	
Not likely	28.0	15.1	11.2	7.7	24.5
Somewhat likely	56.4	54.8	30.9	18.5	51.5
Very Likely	15.6	30.1	57.9	73.9	24.0

