

2010 Light Goose Conservation Action Harvest Report

The 2010 Light Goose report provides information on the estimated harvest of light geese during the Conservation Action (CA) period. The light goose harvest survey no longer includes the regular light goose season. The light goose CA season is restricted to lands east of I-25. Due to questionable county harvest estimates, which result from low levels of response and dynamic harvest rates, harvest, hunter numbers and days are reported on a statewide basis, but are also provided for South and North of I-70. Information is provided on the use of electronic calls and extended hunting hours during the conservation action period. For 2010, a question on wounding loss was added at the request of the U.S. Fish and Wildlife Service, and a question was added to evaluate additional harvest obtained from the allowance of unplugged shotguns during the Conservation Action.

A post-season harvest survey was conducted by phone and internet. A stratified random sample of 4011 potential light goose hunters was drawn from among HIP participants. Individuals within the sample that provided email addresses to HIP were sent email surveys as well. The sample was stratified as follows:

- 1 = Did not hunt light geese in 2008/09
- 2 = Hunted light geese in 08/09 but did not bag geese
- 3 = Bagged 1-30 light geese in 08/09
- 4 = Bagged more than 30 light geese in 08/09

Harvest Data Summary

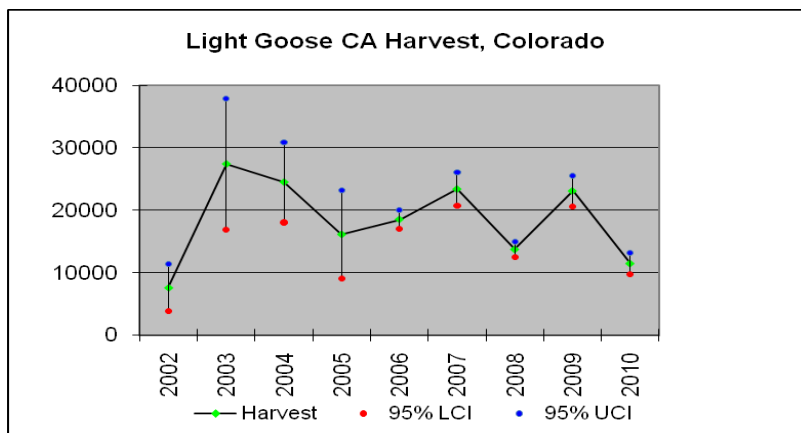
1,527 (38% response rate) hunters were contacted. 161 hunters reported hunting light geese during the conservation action period. Days hunted ranged from 1 (23 hunters) to 50 (1 hunter) and individual harvest ranged from 0 (1 hunters) to 455 (1 hunter). Fifty-three hunters reported that they wounded snow geese during the 2010 Conservation Action, ranging from 1 (23 hunters) to 8 (2 hunters). Thirty-eight percent reported being satisfied with their light goose hunting experience, compared to 85% in 2009. The leading reason for hunting during the conservation action period was “Environmental concerns” (30%), followed by “hunt unlimited geese” (23%) and “none of these reasons” (21%). Nearly 28% percent of hunters surveyed said they would be very likely to participate in future conservation action periods, while 49.2% were somewhat likely to participate and 23.1% were not at all likely to participate. **Statewide harvest for the conservation action period was estimated at 11,473 ± 1,688 (9,786 – 13,160).**

Comparison with 2009 survey results:

Comparing the figures for the conservation action period for both years, the estimated harvest was down from the 2009 CA when an estimated **23,072 ± 2,442 (20,629 – 25,515)** birds were harvested. Hunter numbers were similar in 2009 (1,951 ± 408) and 2010 (**1,988 ± 392**). Total days hunted were also similar between 2009 (8,744 ± 1834) and 2010 (**8,829 ± 2,632**).

Hunter Statistics and Harvest by Strata, County and Population

Summary tables provide estimates of hunter numbers, days in the field and light goose harvest state and region-wide. Estimates are followed by the standard error of the estimate, and 95% upper (UCI) and lower (LCI) confidence intervals around the estimate.



2010 Light Goose CA Harvest Summary, By Area

Area	Hunters	SE(hunters)	LCI	UCI	Days	SE (Days	LCI	UCI	Harvest	SE(harvest)	LCI	UCI
			Hunters	Hunters	Hunted	Hunted)	Days	Days			Harvest	Harvest
South of I-70	592	101	394	790	3312	810	1725	4899	5897	766	4395	7399
North of I-70	1345	175	1003	1687	5920	1132	3702	8138	5577	289	5011	6143
Total	1899	200	1507	2291	8829	1343	6196	11462	11473	861	9786	13160

2010 Light Goose CA Harvest Summary, By Strata

Stratum	Hunters	SE(hunters)	LCI	UCI	Days	SE (Days	LCI	UCI	Harvest	SE(harvest)	LCI	UCI
			Hunters	Hunters	Hunted	Hunted)	Days	Days			Harvest	Harvest
1	1237	187	922	1660	5371	1271	3399	8488	2806	163	2505	3144
2	147	62	66	326	588	322	215	1604	118	17	89	155
3	439	32	379	507	2203	264	1743	2784	4093	441	3316	5052
4	76	8	61	93	667	124	465	957	4456	721	3252	6106
Total	1899	200	1507	2291	8829	1343	6196	11462	11473	861	9786	13160

2010 Light Goose CA Harvest Summary, By Method

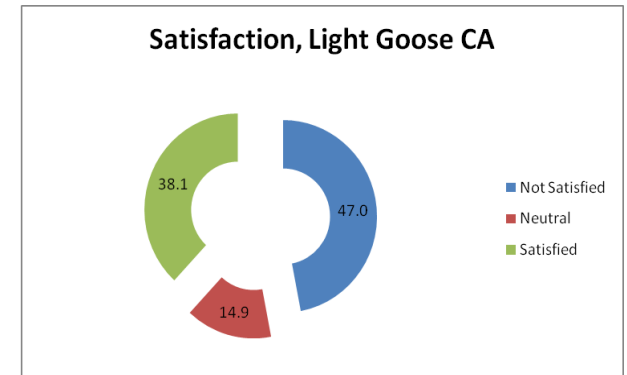
Method	Hunters	SE(hunters)	LCI	UCI	Harvest	SE(harvest)	LCI	UCI
			Hunters	Hunters			Harvest	Harvest
Electronic calls	589	89	414	764	6149	1260	3679	8619
Extended hours	522	78	369	675	2058	468	1141	2975
Unplugged gun	393	76	244	542	2443	639	1190	3696

2010 Light Goose CA Wounding Loss

Stratum	Wound	SE(wound)	LCI	UCI
			Wound	Wound
1	543	37	476	620
2	0	0	0	0
3	229	23	188	280
4	110	14	86	141
Total	882	46	790	974

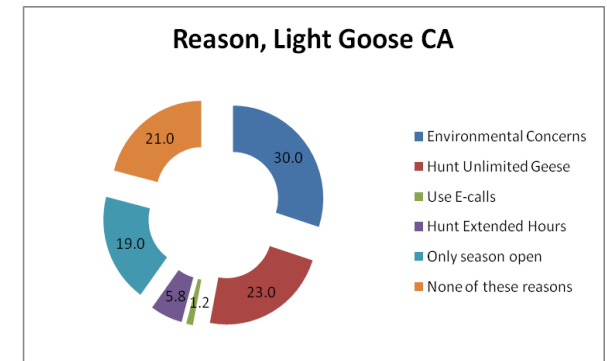
2010 Light Goose Satisfaction, by Percentage

Satisfaction	Stratum	1	2	3	4	Total
Strongly Dissatisfied		33.3	20.0	45.6	43.3	35.1
Somewhat Dissatisfied		8.3	0.0	13.3	3.3	8.4
Slightly Dissatisfied		2.8	0.0	6.7	6.7	3.4
Neutral		16.7	20.0	10.0	0.0	14.9
Slightly Satisfied		11.1	0.0	2.2	6.7	9.0
Somewhat Satisfied		13.9	0.0	12.2	3.3	12.4
Strongly Satisfied		13.9	60.0	10.0	36.7	16.7



Reason for Participating, by Percentage

Reason for hunting	Stratum	1	2	3	4	Total
Environmental Concerns		27.8	0.0	42.2	53.3	30.0
Hunt Unlimited Geese		22.2	20.0	27.8	23.3	23.0
Use E-calls		0.0	0.0	5.6	6.7	1.2
Hunt Extended Hours		5.6	20.0	2.2	6.7	5.8
Only season open		25.0	0.0	2.2	0.0	19.0
None of these reasons		19.4	60.0	20.0	10.0	21.0



Future Participation, by Percentage

Future CA Hunting	Stratum	1	2	3	4	Total
Not likely		26.7	18.9	9.8	15.4	23.1
Somewhat likely		55.3	48.7	29.7	21.8	49.2
Very Likely		18.0	32.4	60.6	62.8	27.6

