

## 2008 Light Goose Conservation Action Harvest Report

The 2008 Light Goose report provides information on the estimated harvest of light geese during the conservation action period. The light goose harvest survey no longer includes the regular light goose season. The light goose Conservation Action (CA) season is restricted to all lands east of I-25. Due to questionable county harvest estimates, which result from low levels of response and dynamic harvest rates, harvest, hunter numbers and days are reported on a statewide basis, but are also provided for South and North of I-70. Information is provided on the use of electronic calls and extended hunting hours during the conservation action period.

A post-season harvest survey was conducted by phone and internet. A stratified random sample of 2486 potential light goose hunters was drawn from among HIP participants. Individuals within the sample that provided email addresses to HIP were sent email surveys as well. The sample was stratified as follows:

- 1 = Did not hunt light geese in 2006/07
- 2 = Hunted light geese in 06/07 but did not bag geese
- 3 = Bagged 1-30 light geese in 06/07
- 4 = Bagged more than 30 light geese in 06/07

### Harvest Data Summary

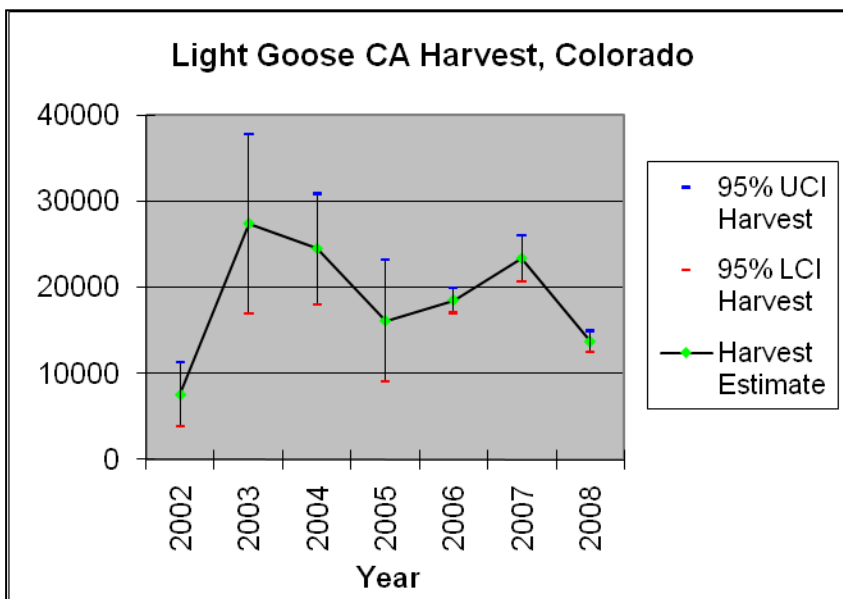
1506 (61% response rate) hunters were contacted. 197 hunters reported hunting light geese during the conservation action period. Days hunted ranged from 1 (21 hunters) to 30 (1 hunter) and individual harvest ranged from 0 (1 hunter) to 500 (1 hunter). Seventy-five percent reported being satisfied with their light goose hunting experience, compared to 85% in 2007. The leading reason for hunting during the conservation action period was “none of these reasons” (33%), followed by “only season open” (27.8%) and hunting unlimited geese (17.5%). Forty-one percent of the 1506 hunters surveyed said they would be very likely to participate in future conservation action periods. Thirty-six percent were somewhat likely to participate and 23.4 % were not at all likely to participate. **Statewide harvest for the conservation action period was estimated at 13,745 ± 1,268 (12,468 – 15,002).**

### Comparison with 2007 survey results:

Comparing the figures for the conservation action period for both years, the estimated harvest was down from the 2007 Conservation Action. In 2007 an estimated **23,375 ± 2,669 (20,706 – 26,045)** birds were harvested during the conservation action period. Hunter numbers increased slightly from 2,367 ± 449 in 2007 to 2,555 ± 490. Total days hunted increased from 10,874 ± 3,161 in 2007 to 11,886 ± 3,126 in 2008.

### **Hunter Statistics and Harvest by Strata, County and Population**

Summary tables provide estimates of hunter numbers, days in the field and light goose harvest state and region-wide. Estimates are followed by the standard error of the estimate, and 95% upper (UCI) and lower (LCI) confidence intervals around the estimate.



Estimates are followed by the standard error of the estimate, and 95% upper (UCI) and lower (LCI) confidence intervals around the estimate.

### 2008 Light Goose CA Harvest Summary, By Area

Area	Hunters	SE(hunters)	LCI Hunters	UCI Hunters	Days Hunted	SE (Days Hunted)	LCI Days	UCI Days	Harvest	SE(harvest)	LCI Harvest	UCI Harvest
South of I-70	1044	156	737	1351	5859	1361	3192	8526	5228	312	4617	5839
North of I-70	1691	211	1277	2105	6027	851	4359	7695	8508	597	7338	9678
<b>Total</b>	<b>2555</b>	<b>250</b>	<b>2066</b>	<b>3044</b>	<b>11886</b>	<b>1595</b>	<b>8759</b>	<b>15013</b>	<b>13735</b>	<b>647</b>	<b>12468</b>	<b>15002</b>

### 2008 Light Goose CA Harvest Summary, By Strata

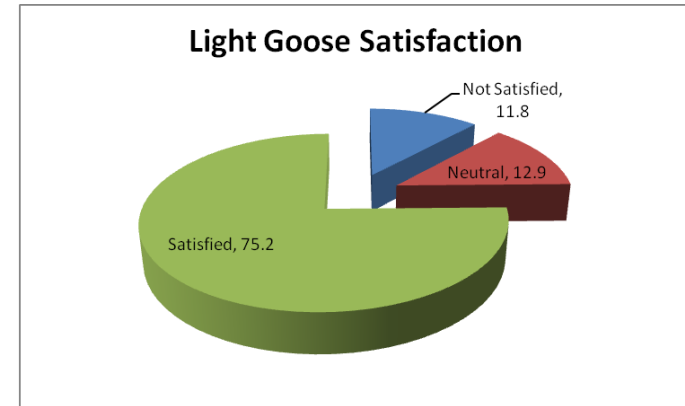
Strata	Hunters	SE(hunters)	LCI Hunters	UCI Hunters	Days Hunted	SE (Days Hunted)	LCI Days	UCI Days	Harvest	SE(harvest)	LCI Harvest	UCI Harvest
1	1613	224	1229	2115	6820	1460	4504	10327	1545	80	1396	1710
2	340	103	191	606	1248	547	548	2840	680	67	562	824
3	489	39	419	571	2846	326	2274	3560	6314	313	5730	6958
4	113	7	100	126	972	87	816	1159	5196	556	4216	6404
<b>Total</b>	<b>2555</b>	<b>250</b>	<b>2066</b>	<b>3044</b>	<b>11886</b>	<b>1595</b>	<b>8759</b>	<b>15013</b>	<b>13735</b>	<b>647</b>	<b>12468</b>	<b>15002</b>

### 2008 Light Goose CA Harvest Summary, By Method

Method	Hunters	SE(hunters)	LCI Hunters	UCI Hunters	Harvest	SE(harvest)	LCI Harvest	UCI Harvest
Electronic calls	515	95	328	702	7212	896	5456	8968
Extended hours	263	31	203	323	1381	233	925	1837

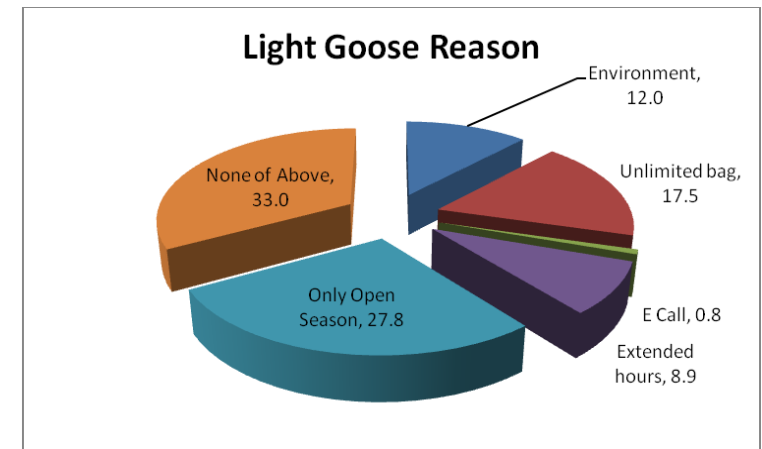
## Satisfaction

Satisfaction	Strata				Total
	1	2	3	4	
Strong dissatis.	2.0	0.0	2.9	1.6	1.7
Somewhat dissatis.	6.3	0.0	5.2	1.6	5.5
Slight dissatis.	4.2	11.1	3.9	6.4	4.6
Neutral	14.6	11.1	6.5	7.9	12.9
Slightly satisf.	10.4	22.2	5.2	14.3	10.5
Somewhat satis.	35.4	33.3	31.2	27.0	34.1
Strong satis.	27.1	22.2	48.1	41.3	30.6



## Reason for Participating

Reason	Strata				Total
	1	2	3	4	
Environment concern	10.4	11.1	14.3	23.9	12.0
Hunt Unlimited geese	14.6	44.4	23.4	23.9	17.5
Use E-calls	0.0	0.0	0.0	9.5	0.8
Extended hours	10.4	11.1	3.9	1.6	8.9
Only season open	25.0	22.2	46.8	28.6	27.8
None of above	39.6	11.1	11.7	12.7	33.0



## Future Participation

Future CA hunting	Strata				Total
	1	2	3	4	
Not Likely	27.6	19.6	8.3	8.7	23.4
Somewhat Likely	40.8	39.3	20.7	12.6	36.0
Very Likely	31.7	41.1	71.0	78.8	40.7