

## 2007 Light Goose Conservation Action Harvest Report

The 2007 Light Goose report provides information on the estimated harvest of light geese during the conservation action period. The light goose harvest survey no longer includes the regular light goose season. The light goose Conservation Action (CA) season is restricted to all lands east of I-25. Due to questionable county harvest estimates, which result from low levels of response and dynamic harvest rates, harvest, hunter numbers and days are reported on a statewide basis, but are also provided for South and North of I-70. Information is provided on the use of electronic calls and extended hunting hours during the conservation action period.

A post-season harvest survey was conducted by phone and internet. A stratified random sample of 2464 potential light goose hunters was drawn from among HIP participants. Individuals within the sample that provided email addresses to HIP were sent email surveys as well. The sample was stratified as follows:

- 1 = Did not hunt light geese in 2005/06
- 2 = Hunted light geese in 05/06 but did not bag geese
- 3 = Bagged 1-30 light geese in 05/06
- 4 = Bagged more than 30 light geese in 05/06

### Harvest Data Summary

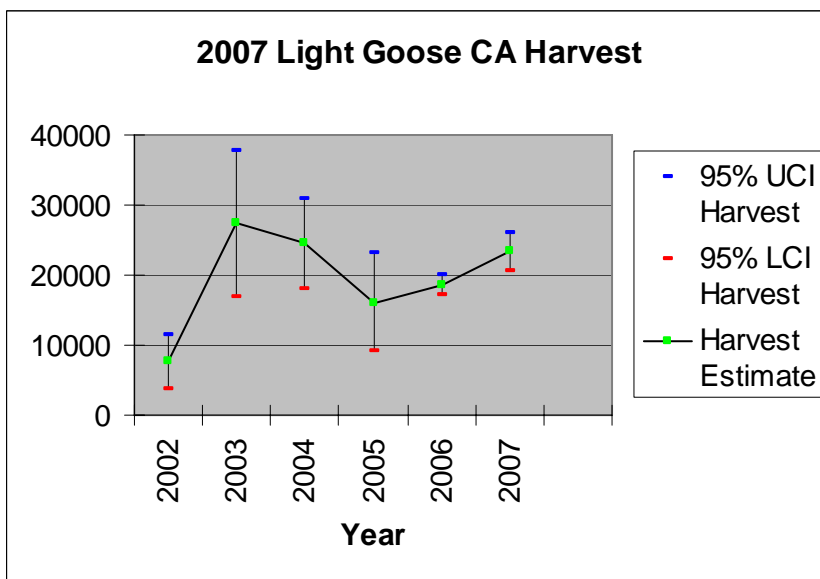
1502 (61% response rate) hunters were contacted. 188 hunters reported hunting light geese during the conservation action period. Days hunted ranged from 1 (25 hunters) to 45 (1 hunter) and individual harvest ranged from 0 (1 hunter) to 450 (1 hunter). Eighty-five percent reported being satisfied with their light goose hunting experience, compared to 67% in 2006. The leading reason for hunting during the conservation action period was “only season open” (36%), followed by “none of these reasons (23.5%) and hunting unlimited geese (16%). Thirty-eight percent of the 1505 hunters surveyed said they would be very likely to participate in future conservation action periods. Forty-two percent were somewhat likely to participate and 20% were not at all likely to participate. **Statewide harvest for the conservation action period was estimated at 23,375  $\pm$  2,669 (20,706 – 26,045).**

### Comparison with 2006 survey results:

Comparing the figures for the conservation action period for both years, the estimated harvest was up slightly for the 2006 Conservation Action. In 2006 an estimated **18,535  $\pm$  751 (17,062 – 20,008)** birds were harvested during the conservation action period. Hunter numbers decreased from 2,704  $\pm$  511 in 06 to 2,367  $\pm$  449 in 2007. Total days hunted decreased from 12,568  $\pm$  3,406 to 10,874  $\pm$  3,161 in 2007.

### **Hunter Statistics and Harvest by Strata, County and Population**

Summary tables provide estimates of hunter numbers, days in the field and light goose harvest state and region-wide. Estimates are followed by the standard error of the estimate, and 95% upper (UCI) and lower (LCI) confidence intervals around the estimate.



**2007 Light Goose CA Harvest,  
by Area**

Area	Hunters	SE(hunters)	LCI Hunters	UCI Hunters	Days Hunted	SE (Days Hunted)	LCI Days	UCI Days	Harvest	SE(harvest)	LCI Harvest	UCI Harvest
South of I-70	936	148	645	1227	4093	962	2208	5978	15175	1301	12625	17725
North of I-70	1477	181	1122	1832	6781	1306	4221	9341	8202	424	7370	9034
<b>Total</b>	<b>2367</b>	<b>229</b>	<b>1918</b>	<b>2816</b>	<b>10874</b>	<b>1613</b>	<b>7712</b>	<b>14036</b>	<b>23375</b>	<b>1362</b>	<b>20705</b>	<b>26045</b>

**2007 Light Goose CA Harvest,  
by Strata**

Strata	Hunters	SE(hunters)	LCI Hunters	UCI Hunters	Days Hunted	SE (Days Hunted)	LCI Days	UCI Days	Harvest	SE(harvest)	LCI Harvest	UCI Harvest
1	1596	210	1234	2064	6112	1325	4016	9304	8100	590	7024	9341
2	278	85	155	498	1731	870	682	4390	6552	1086	4746	9046
3	409	35	347	483	2226	288	1730	2865	4401	301	3850	5032
4	84	5	75	95	805	88	650	996	4322	487	3469	5386
<b>Total</b>	<b>2367</b>	<b>229</b>	<b>1918</b>	<b>2816</b>	<b>10874</b>	<b>1613</b>	<b>7712</b>	<b>14036</b>	<b>23375</b>	<b>1362</b>	<b>20705</b>	<b>26045</b>

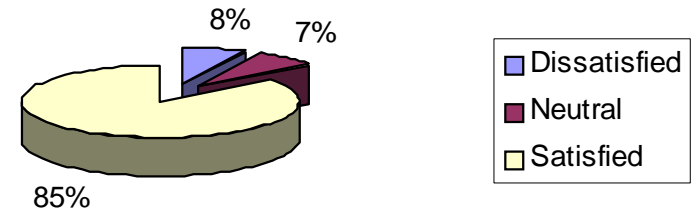
**2007 Light Goose CA Harvest,  
by Method**

Method	Hunters	SE(hunters)	LCI Hunters	UCI Hunters	Harvest	SE(harvest)	LCI Harvest	UCI Harvest
Electronic calls	577	102	378	776	16041	6210	3870	28212
Extended hours	554	97	363	745	3509	1232	1095	5923

### 2007 Light Goose CA Satisfaction

Satisfaction	Strata				Total
	1	2	3	4	
Strong dissatis.	1.9	0.0	2.7	3.8	2.1
Somewhat dissatis.	1.9	11.1	2.7	3.8	2.5
Slight dissatis.	1.9	0.0	8.2	5.7	3.0
Neutral	7.6	0.0	9.6	3.8	7.2
Slightly satisf.	7.6	11.1	6.9	1.9	7.2
Somewhat satis.	34.0	33.3	32.9	22.6	32.9
Strong satis.	45.3	44.4	37.0	58.5	45.2

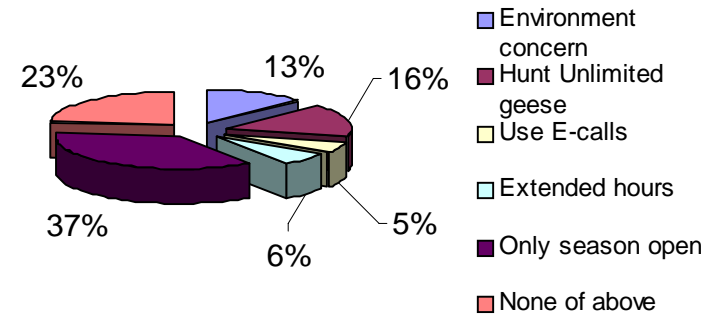
Satisfaction



### 2007 Light Goose CA Reason

Reason	Strata				Total
	1	2	3	4	
Environ. concern	9.4	22.2	21.9	26.4	13.0
Hunt Unlimit geese	13.2	55.6	17.8	18.8	16.1
Use E-calls	5.7	0.0	4.1	9.4	5.5
Extended hours	7.6	0.0	2.7	0.0	6.0
Only season open	37.7	0.0	39.7	32.1	36.0
None of above	26.4	22.2	13.7	13.2	23.5

Reason for Hunting CA



### 2007 Light Goose CA Future

Future CA hunting	Strata				Total
	1	2	3	4	
Not Likely	24.5	9.4	6.5	7.6	20.1
Somewhat Likely	48.0	48.4	22.4	13.6	41.9
Very Likely	27.5	42.2	71.1	78.8	38.0

