



COLORADO
Department of Local Affairs
Division of Local Government

Direct Distribution Local Government Energy and Mineral Impact Assistance Program

Colorado Revised Statute 39-29-110(1)(c)(VI)

BIENNIAL REPORT

January 1, 2022



Table of Contents

Background 3

Severance Tax Direct Distribution 4

Federal Mineral Lease Receipts Direct Distribution 7

Exhibits

 Exhibit A - Illustration of 2020 and 2021 Direct Distribution Formulas 10

 Exhibit B - 2020 and 2021 Severance Tax Direct Distribution 11

 Exhibit C - 2020 and 2021 Federal Mineral Lease Direct Distribution 28

 Exhibit D - 2020 and 2021 Federal Mineral Lease Direct Distribution - School Districts 43



DIRECT DISTRIBUTION BIENNIAL REPORT

Local Government Energy and Mineral Impact Assistance Program

January 1, 2022

This biennial report evaluates the effectiveness of the allocation and distribution of moneys from the Local Government Severance Tax Fund to counties and municipalities impacted by mineral and mineral fuel development. The report is submitted to the General Assembly pursuant to C.R.S. 39-29-110(1)(c)(VI). The report also evaluates the direct distribution of federal mineral lease (FML) receipts from the Local Government Mineral Impact Fund.

The statutory Severance Tax and Federal Mineral Lease direct distribution formulas help provide an equitable system for allocating money to communities socially or economically impacted by energy and mineral development, processing or energy conversion of minerals and mineral fuels. The combination of various measures of impact and their respective weightings help distribute Severance Tax and Federal Mineral Lease revenue to the communities experiencing various types of industry impacts. As illustrated by the maps of the factors and the distributions detailed in this report, communities in significantly impacted areas are receiving the greatest proportion of the distribution. The Department does not recommend legislative changes to the Direct Distributions at this time.

Background

Severance Tax Direct Distribution

The formulaic distribution of State Severance Tax considers several impact measure factors, including employee residence, mining and well permits, mineral production, population, and road miles. The monies are first allocated by factor into “county pools” and these pools are then distributed to the municipalities and the county government within each county. For an illustration of the severance tax direct distribution formula, see Exhibit A.

Federal Mineral Lease Receipts Direct Distribution

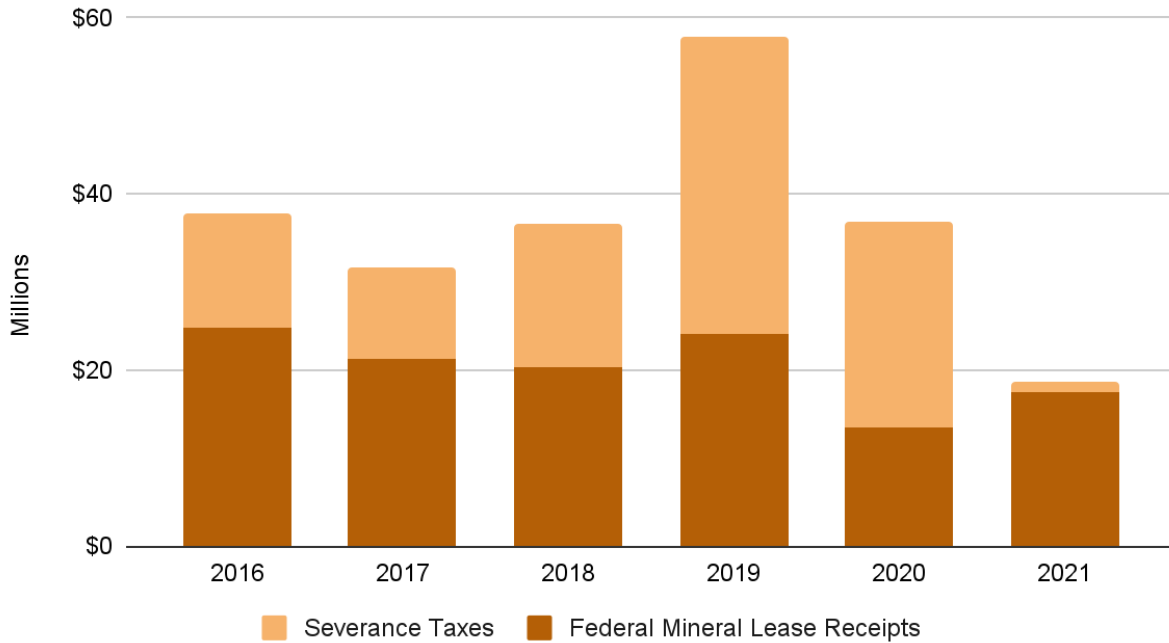
The Department administers two direct distributions of Federal Mineral Lease (FML) revenue: one distribution to counties (or Federal Mineral Lease districts where created by a county) and municipalities, and one distribution to school districts. Revenue generated under the Federal Mineral Leasing Act within each county, employee residence, population, road miles and pupil count determine the distribution to counties, municipalities, school districts and Federal Mineral Lease districts. Like the Severance Tax Distribution, the monies are first allocated into county pools and then distributed to the entities therein. For an illustration of the federal mineral lease direct distribution formula, see Exhibit A.

Distribution Trends

Decreased oil production and increased ad valorem credits contributed to decreased State Severance Tax distribution amounts for the two distribution years. The distribution amounts of Federal Mineral Lease revenue are from rents and royalties paid on leased federal lands. While generally less volatile than State Severance Tax revenue, the FML distribution amounts are also influenced by changes in energy prices and production activity.



Direct Distribution of Federal Mineral Lease Receipts and Severance Taxes



Severance Tax Direct Distribution

Thirty percent of the Severance Tax revenue credited to the Local Government Severance Tax Fund from July 1, 2019 to June 30, 2020 resulted in the total distribution of \$23,373,360.73 to 326 counties and municipalities. For the 2021 state fiscal year, the Department distributed \$1,242,881.69 to 333 counties and municipalities. See Exhibit B for county pools and distribution amounts to counties and municipalities for 2020 and 2021.

Funds were first allocated into county pools based on each county’s proportion of industry employee residence, mining and well permits, and mineral production compared to the totals statewide. CRS 39-29-110(1)(c)(II)(B) directs each factor to be weighed at 30% and the Executive Director, in consultation with the Energy Impact Assistance Advisory Committee, determines the assignment of the remaining 10%. The county pool factors were weighted in 2020 and 2021 as follows:

County Pool Factor	2020	2021
Colorado Employee Residence Reports	40%	40%
Mining and Well Permits	30%	30%
Mineral Production	30%	30%

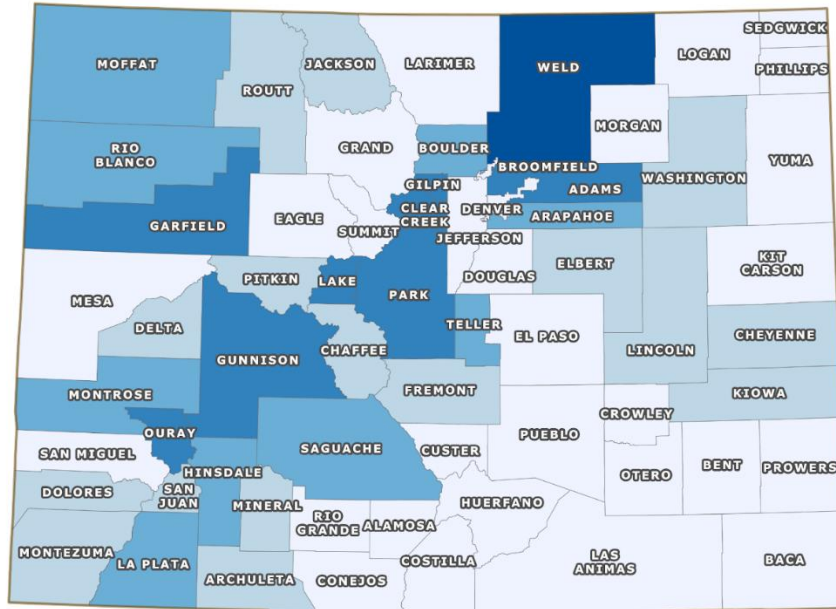

The following three maps illustrate county proportion of each factor for the 2021 direct distribution of Severance Tax.



2021 Severance Tax Direct Distribution Mining and Well Permits Index



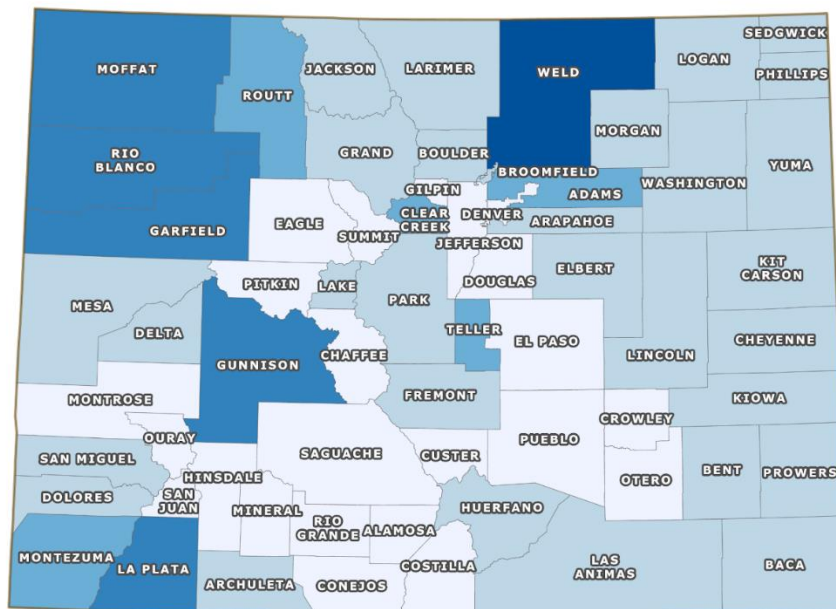

County Proportion
 of Statewide Total



2021 Severance Tax Direct Distribution Production Index



County Proportion
 of Statewide Total

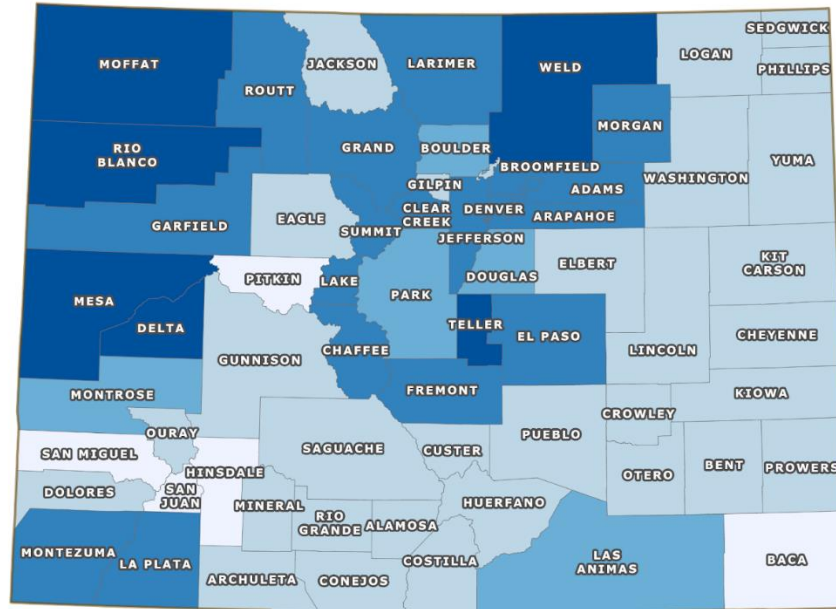





2021 Severance Tax Direct Distribution Colorado Employee Residence Report Index



County Proportion of Statewide Total



The Department distributed each county pool amount to the county government and each municipality therein based on the unincorporated and municipal proportions of employee residence, population, and road miles compared to the total in the county. Statute directs the Executive Director, in consultation with the Energy and Mineral Impact Advisory Committee, to set the weights of these factors statewide. The Executive Director set the factor weights as follows:

Subcounty Pool Factor	2020	2021
Colorado Employee Residence Reports	33%	33%
Population	34%	34%
Road Miles	33%	33%

The Executive Director may accept a memorandum of understanding (MOU) from the county and all municipalities therein requesting an alternative distribution and/or factor weights for distribution of a county pool. The Department did not receive any MOUs for the 2020 and 2021 distributions and the above weights determined all county pool allocations.

Additional information about the Severance Tax Distribution process and the Direct Distribution Guidelines is available on the Department’s website.



Federal Mineral Lease Receipts Direct Distribution

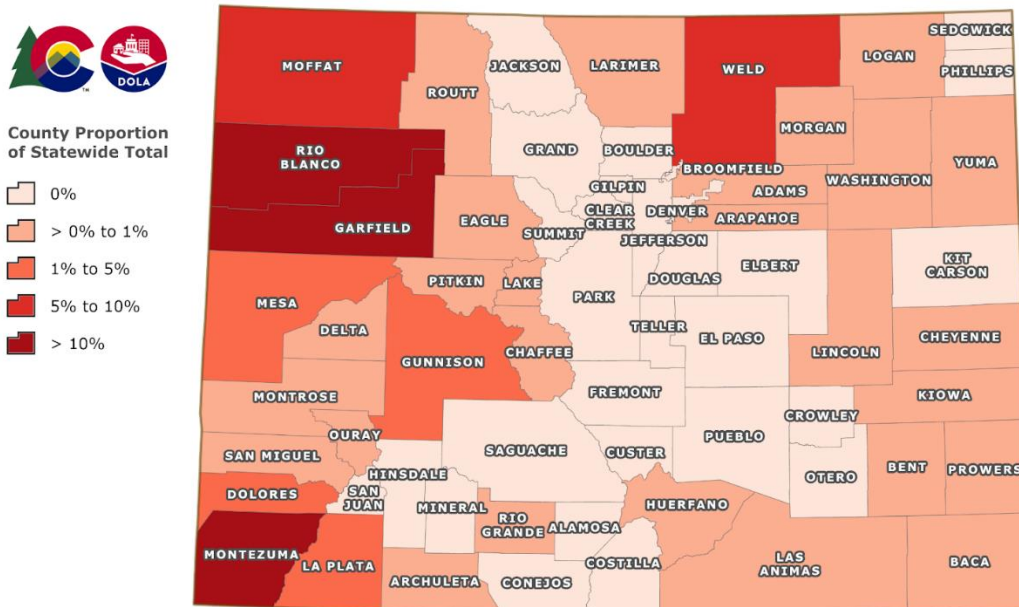
County and Municipal Direct Distribution

Fifty percent of the Federal Mineral Lease (FML) revenue credited to the Local Government Mineral Impact Fund during FY2020 resulted in the total distribution of \$12,407,746.51 to 324 counties (or federal mineral lease districts) and municipalities. For FY2021 the Department distributed \$16,084,258.73 to 329 entities. See Exhibit C for the 2020 and 2021 county pools and distribution amounts.

Moneys were first allocated into county pools based on each county’s proportion of employee residence and federal mineral lease revenue generated compared to the total generated statewide. CRS 34-63-102(5.4)(c)(III) specifies the Employee Residence Report factor cannot be weighted more than 35%. The county pool factors were established by the Executive Director, in consultation with the Energy and Mineral Impact Advisory Committee as follows:

County Pool Factor	2020	2021
Colorado Employee Residence Reports	35%	35%
FML Revenue Generated	65%	65%

2021 Federal Mineral Lease Revenue Generated by County

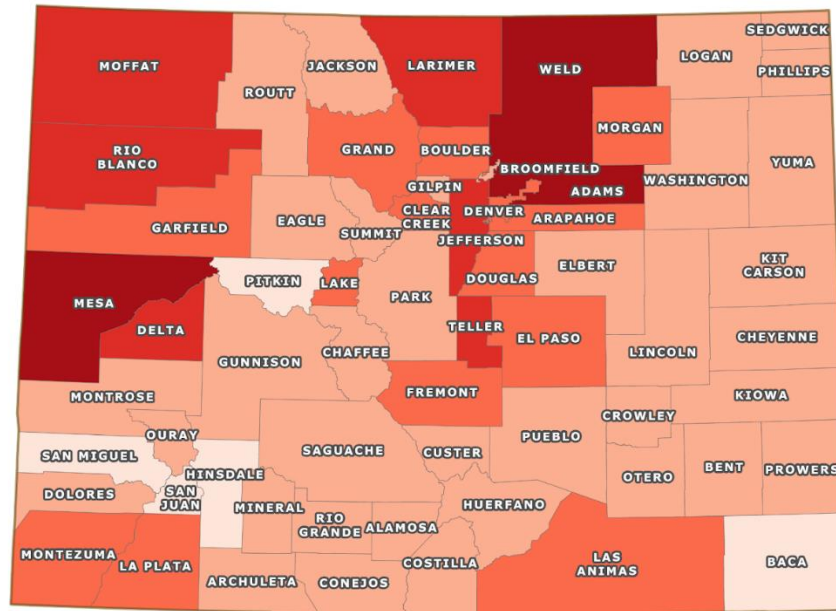
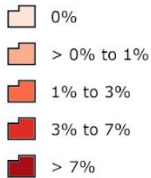




2021 Federal Mineral Lease Direct Distribution Colorado Employee Residence Report Index



County Proportion of Statewide Total



The Department distributes each county pool to the county government and each municipality therein based on the unincorporated and municipal proportion of employee residence, population, and road miles compared to the total in the county. Statute directs the Executive Director, in consultation with the Energy and Mineral Impact Advisory Committee, to establish weights of these factors statewide. The Executive Director set the factor weights as follows:

Subcounty Pool Factor	2020	2021
Colorado Employee Residence Reports	33%	33%
Population	34%	34%
Road Miles	33%	33%

Like the Severance Tax distribution, the Executive Director may accept an MOU from the county and all municipalities therein requesting an alternative FML distribution and/or factor weights for the subcounty pool. The Department did not receive any MOUs for the 2020 or 2021 Federal Mineral Lease distributions. Additional information about the FML distribution process and the Direct Distribution Guidelines is available on the Department’s website.

Federal Mineral Lease Districts

Counties may choose to create a Federal Mineral Lease District for the purpose of re-directing FML payments in an effort to maximize the amount of PILT funding counties receive from the U.S. Department of Interior. The payment otherwise calculated for the county government is directed to its Federal Mineral Lease District. Five counties had a Federal Mineral Lease District. Payment details contained in Exhibit C include the amounts distributed to these districts.



2021 FML Districts
Garfield County Federal Mineral Lease Act District
Huerfano County Federal Mineral Lease District
Mesa County Federal Mineral Lease District
Park County Federal Mineral Lease District
Weld Federal Mineral Lease Act District

School District Direct Distributions

The school district FML distribution occurs in a similar fashion to the county/municipal distribution. Statute directs the Department to calculate county pools based on the same weights set by the Executive Director for the FML county/municipal distribution. Each county pool is then distributed based on the proportion of each school district’s pupil count to the total county pupil count. See Exhibit A for an illustration of the school district direct distribution.

The total distribution to school districts for 2020 was \$1,052,989.74 to 176 school districts. The Department distributed \$1,367,161.99 to 176 school districts in 2021. See Exhibit D for details on the 2020 and 2021 payments to school districts.

Evaluation of Effectiveness

The Department does not propose legislative changes to the Direct Distributions at this time. Both the Severance Tax and Federal Mineral Lease statutory formulas allow for flexibility on a year-by-year basis for the continued pursuit of effective distribution. The Executive Director, in consultation with the Energy and Mineral Impact Advisory Committee, has authority to adjust the weights of the factors in the formula each year. The Department continually evaluates these factors and solicits feedback from the Advisory Committee, and local government recipients.



Exhibit A - Illustration of 2020 and 2021 Direct Distribution Formulas

DOLA portion of State Severance Tax

(of state tax receipts)

Direct Distribution Grants and Loans

The State Severance Tax Direct Distribution will be allocated to County Pools based on statewide share of the following factors:

Factor	Percentages
Colorado Employee Residence Reports (CERR)	40%*
Mining and Well Permits	30%*
Mineral Production	30%*

*No single factor of the three listed above will be less than 30%, with the remaining 10% variably allocated among the three factors at the discretion of the executive director, based on recommendation from the Energy and Mineral Impact Advisory Committee.

The Sub County Pool will be determined based on the County/Municipal split of the following factors:

Factor	Percentages
Colorado Employee Residence Reports (CERR)	33%**
Population	34%**
Road Miles	33%**

**p percentages may be based on recommendation from the Energy and Mineral Impact Advisory Committee or memorandum of understanding between county and all of its municipalities, with final determination by the executive director.

Annual distribution of revenues to Counties and Municipalities by August 31.

DOLA portion of Federal Mineral Lease

(of non-bonus payments to state)

Direct Distribution Grants

The Federal Mineral Lease Direct Distribution for will be allocated to County Pools based on statewide share of the following factors:

Factor	Percentages
Colorado Employee Residence Reports (CERR)	35%*
Federal Mineral Lease Revenue Generated	65%*

*Percentages, with a maximum of 35% for CERRs and the remaining percent from generated federal mineral lease revenue, to be determined by the executive director, based on recommendation from the Energy and Mineral Impact Advisory Committee.

The Sub County Pool will be determined based on the County/Municipal split of the following factors:

Factor	Percentages
Colorado Employee Residence Reports (CERR)	33%**
Population	34%**
Road Miles	33%**

**p percentages may be based on recommendation from the Energy and Mineral Impact Advisory Committee or memorandum of understanding between county and all of its municipalities, with final determination by the executive director.

Annual distribution of revenues to Counties and Municipalities by August 31.

Separate Distribution of Federal Mineral Lease to School Districts

(of non-bonus payments to state)

Direct Distribution

The Federal Mineral Lease Direct Distribution for will be allocated to County Pools based on statewide share of the following factors:

Factor	Percentages
Colorado Employee Residence Reports (CERR)	35%*
Federal Mineral Lease Revenue Generated	65%*

*County Pool percentages to school districts will be identical to those used for County Pool under "DOLA Portion of Federal Mineral Lease".

The Sub County Pool will be determined based on the School District split of the following factor:

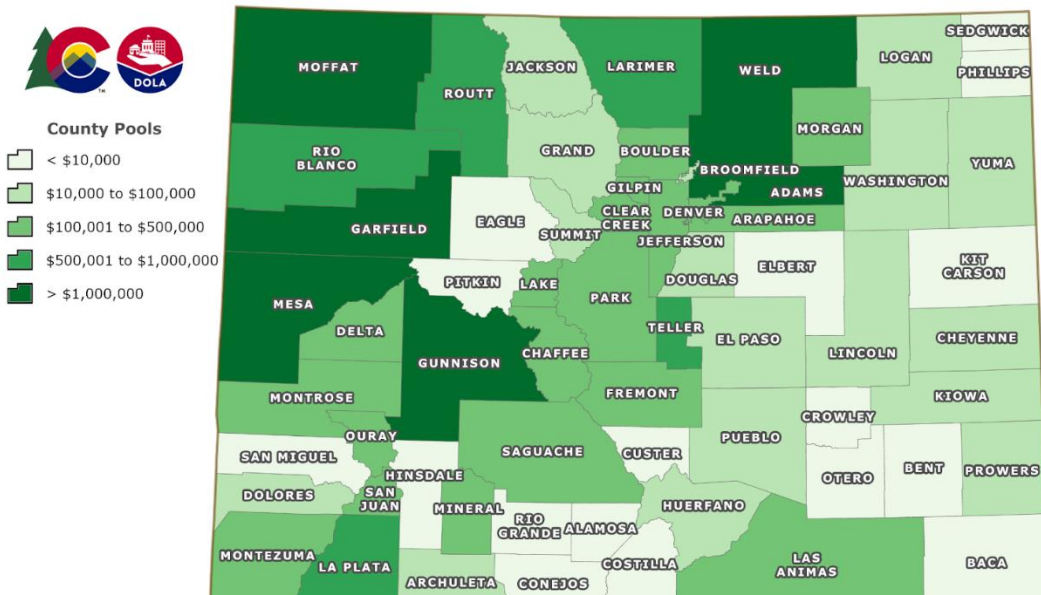
Factor	Percentages
Pupil Counts (most recent)	100%

Annual distribution of revenues to School Districts by August 31.

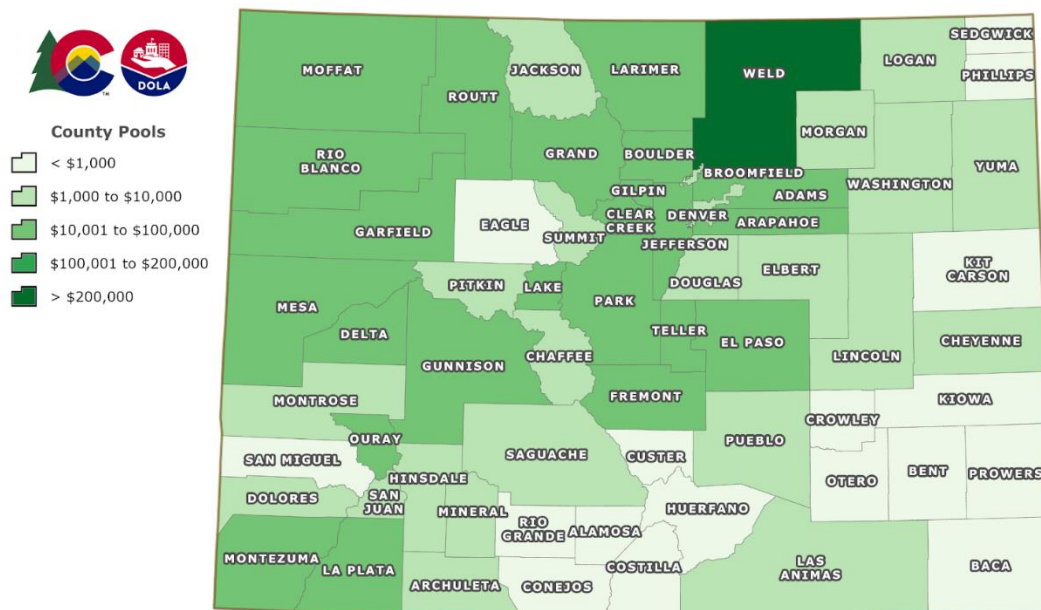


Exhibit B - 2020 and 2021 Severance Tax Direct Distribution

**2020 Severance Tax Direct Distribution
 County Pool Allocations**



**2021 Severance Tax Direct Distribution
 County Pool Allocations**





Severance Direct Distribution - by County/Municipality Program Year 2020

Adams County	377,393.90
Aguilar, Town of	4,059.18
Akron, Town of	6,207.37
Alamosa County	416.80
Alamosa, City of	490.25
Alma, Town of	1,466.71
Antonito, Town of	33.59
Arapahoe County	66,191.93
Archuleta County	62,574.17
Arriba, Town of	426.10
Arvada, City of	51,107.78
Aspen, City of	794.98
Ault, Town of	36,895.41
Aurora, City of	159,720.51
Avon, Town of	246.94
Baca County	2,126.00
Basalt, Town of	214.37
Bayfield, Town of	44,402.89
Bennett, Town of	5,436.89
Bent County	1,334.69
Berthoud, Town of	29,650.15
Bethune, Town of	317.17
Black Hawk, City of	2,639.48
Blanca, Town of	11.00
Blue River, Town of	189.35
Bonanza City, Town of	73.55
Boone, Town of	19.47
Boulder County	80,387.27
Boulder, City of	50,383.92
Bow Mar, Town of	723.99
Branson, Town of	372.04
Breckenridge, Town of	1,223.27
Brighton, City of	148,111.28
Brookside, Town of	465.42
Broomfield, City and County of	69,222.93
Brush, City of	31,097.53
Buena Vista, Town of	21,745.45
Burlington, City of	1,169.20
Calhan, Town of	54.91
Campo, Town of	47.38



Canon City, City of	41,012.56
Carbonate, Town of	0.00
Carbondale, Town of	54,521.91
Castle Pines, City of	1,856.56
Castle Rock, Town of	13,792.17
Cedaredge, Town of	4,976.61
Centennial, City of	32,661.99
Center, Town of	26,834.65
Central City	40,848.89
Chaffee County	81,438.69
Cheraw, Town of	29.23
Cherry Hills Village, City of	2,792.75
Cheyenne County	36,564.95
Cheyenne Wells, Town of	13,757.05
Clear Creek County	266,786.61
Coal Creek, Town of	1,552.18
Cokedale, Town of	2,216.12
Collbran, Town of	5,419.49
Colorado Springs, City of	34,876.32
Columbine Valley, Town of	387.67
Commerce City, City of	124,518.43
Conejos County	500.31
Cortez, City of	76,558.56
Costilla County	165.17
Craig, City of	525,611.80
Crawford, Town of	944.31
Creede, City of	51,941.19
Crested Butte, Town of	42,811.85
Crestone, Town of	1,137.22
Cripple Creek, City of	32,489.77
Crook, Town of	192.91
Crowley County	0.00
Crowley, Town of	0.00
Custer County	470.90
Dacono, City of	88,666.56
De Beque, Town of	8,158.29
Deer Trail, Town of	316.77
Del Norte, Town of	9.65
Delta County	79,481.32
Delta, City of	27,872.82
Denver, City And County of	180,928.92
Dillon, Town of	351.26
Dinosaur, Town of	77,894.35



Dolores County	30,911.79
Dolores, Town of	7,632.10
Douglas County	64,338.82
Dove Creek, Town of	11,799.59
Durango, City of	124,340.35
Eads, Town of	2,397.36
Eagle County	2,502.40
Eagle, Town of	516.42
Eaton, Town of	138,292.13
Eckley, Town of	1,005.73
Edgewater, City of	1,070.87
El Paso County	31,358.39
Elbert County	8,302.54
Elizabeth, Town of	467.70
Empire, Town of	15,805.30
Englewood, City of	9,317.56
Erie, Town of	198,582.72
Estes Park, Town of	10,284.41
Evans, City of	577,931.83
Fairplay, Town of	4,110.72
Federal Heights, City of	14,170.97
Firestone, Town of	235,351.50
Flagler, Town of	111.59
Fleming, Town of	671.10
Florence, City of	6,165.39
Fort Collins, City of	277,329.89
Fort Lupton, City of	179,619.45
Fort Morgan, City of	70,399.08
Fountain, City of	2,481.72
Fowler, Town of	132.97
Foxfield, Town of	399.13
Fraser, Town of	495.18
Frederick, Town of	216,207.04
Fremont County	88,026.33
Frisco, Town of	881.23
Fruita, City of	82,213.98
Garden City, Town of	4,337.66
Garfield County	734,356.34
Genoa, Town of	412.21
Georgetown, Town of	31,331.44
Gilcrest, Town of	24,445.70
Gilpin County	176,404.74
Glendale, City of	1,169.58



Glenwood Springs, City of	79,311.81
Golden, City of	8,939.02
Granada, Town of	532.67
Granby, Town of	1,617.71
Grand County	9,146.31
Grand Junction, City of	342,183.74
Grand Lake, Town of	332.16
Greeley, City of	2,359,163.30
Green Mountain Falls, Town of	638.27
Greenwood Village, City of	4,532.81
Grover, Town of	4,003.23
Gunnison County	776,522.48
Gunnison, City of	325,630.92
Gypsum, Town of	631.24
Hartman, Town of	591.96
Haswell, Town of	191.92
Haxtun, Town of	273.37
Hayden, Town of	37,930.28
Hillrose, Town of	1,194.06
Hinsdale County	0.00
Holly, Town of	402.53
Holyoke, City of	1,474.35
Hooper, Town of	2.63
Hot Sulphur Springs, Town of	959.65
Hotchkiss, Town of	2,956.97
Hudson, Town of	40,892.15
Huerfano County	7,639.98
Hugo, Town of	4,337.00
Idaho Springs, City of	60,763.08
Ignacio, Town of	19,864.92
Iliff, Town of	981.34
Jackson County	51,705.98
Jamestown, Town of	245.95
Jefferson County	123,831.84
Johnstown, Town of	287,005.26
Julesburg, Town of	840.94
Keenesburg, Town of	32,510.76
Kersey, Town of	56,117.04
Kim, Town of	401.21
Kiowa County	7,340.86
Kiowa, Town of	364.25
Kit Carson County	2,039.53



Kit Carson, Town of	7,831.03
Kremmling, Town of	2,527.72
La Jara, Town of	34.81
La Junta, City of	1,054.98
La Plata County	506,299.36
La Salle, Town of	80,225.89
La Veta, Town of	934.97
Lafayette, City of	22,569.61
Lake City, Town of	0.00
Lake County	203,926.68
Lakeside, Town of	14.66
Lakewood, City of	56,242.22
Lamar, City of	6,581.01
Larimer County	306,489.37
Larkspur, Town of	54.39
Las Animas County	114,720.55
Las Animas, City of	561.85
Leadville, City of	86,128.07
Limon, Town of	6,785.79
Lincoln County	21,622.03
Littleton, City of	16,133.69
Lochbuie, Town of	125,907.16
Log Lane Village, Town of	6,231.46
Logan County	56,697.08
Lone Tree, City of	3,103.78
Longmont, City of	133,920.74
Louisville, City of	11,195.58
Loveland, City of	206,191.41
Lyons, Town of	1,966.32
Manassa, Town of	344.89
Mancos, Town of	9,032.20
Manitou Springs, City of	297.93
Manzanola, Town of	49.18
Marble, Town of	4,543.75
Mead, Town of	87,233.53
Meeker, Town of	113,653.64
Merino, Town of	1,813.28
Mesa County	729,490.78
Milliken, Town of	200,652.64
Mineral County	57,716.73
Minturn, Town of	304.92
Moffat County	748,091.18



Moffat, Town of	6,953.91
Monte Vista, City of	88.74
Montezuma County	272,067.65
Montezuma, Town of	7.64
Montrose County	82,989.88
Montrose, City of	44,395.23
Monument, Town of	646.10
Morgan County	155,233.85
Morrison, Town of	121.20
Mountain View, Town of	388.96
Mountain Village, Town of	332.57
Mt. Crested Butte, Town of	23,339.47
Naturita, Town of	2,176.82
Nederland, Town of	1,208.11
New Castle, Town of	50,898.41
Northglenn, City of	67,740.90
Norwood, Town of	129.10
Nucla, Town of	836.15
Nunn, Town of	14,782.41
Oak Creek, Town of	15,178.73
Olathe, Town of	2,338.94
Olney Springs, Town of	0.00
Ophir, Town of	40.76
Orchard City, Town of	9,678.97
Ordway, Town of	0.00
Otero County	3,651.18
Otis, Town of	3,034.73
Ouray County	166,116.14
Ouray, City of	25,389.85
Ovid, Town of	76.69
Pagosa Springs, Town of	10,834.33
Palisade, Town of	13,062.57
Palmer Lake, Town of	159.66
Paoli, Town of	11.46
Paonia, Town of	4,764.61
Parachute, Town of	37,415.79
Park County	227,805.42
Parker, Town of	12,587.65
Peetz, Town of	389.02
Phillips County	1,915.81
Pierce, Town of	31,335.03
Pitkin County	2,087.24



Pitkin, Town of	2,742.13
Platteville, Town of	82,314.63
Poncha Springs, Town of	2,702.28
Pritchett, Town of	60.24
Prowers County	8,941.91
Pueblo County	9,842.58
Pueblo, City of	7,809.55
Ramah, Town of	14.35
Rangely, Town of	229,822.41
Raymer, Town of	4,356.62
Red Cliff, Town of	11.30
Rico, Town of	1,794.41
Ridgway, Town of	27,617.43
Rifle, City of	197,156.44
Rio Blanco County	335,958.41
Rio Grande County	90.04
Rockvale, Town of	1,129.09
Rocky Ford, City of	707.96
Romeo, Town of	49.85
Routt County	351,525.99
Rye, Town of	276.94
Saguache County	73,702.18
Saguache, Town of	2,866.39
Salida, City of	16,180.05
San Juan County	56,718.42
San Luis, Town of	112.46
San Miguel County	2,344.73
Sanford, Town of	42.43
Sawpit, Town of	10.14
Sedgwick County	702.58
Sedgwick, Town of	35.93
Seibert, Town of	42.71
Severance, Town of	141,584.19
Sheridan Lake, Town of	1,363.99
Sheridan, City of	1,667.54
Silt, Town of	46,387.16
Silver Cliff, Town of	43.84
Silver Plume, Town of	5,252.36
Silverthorne, Town of	1,290.04
Silverton, Town of	52,843.29
Simla, Town of	83.58
Snowmass Village, Town of	363.50



South Fork, Town of	2.80
Springfield, Town of	2,182.53
Starkville, Town of	285.54
Steamboat Springs, City of	116,205.00
Sterling, City of	38,958.61
Stratton, Town of	397.94
Sugar City, Town of	0.00
Summit County	6,290.62
Superior, Town of	7,408.43
Swink, Town of	68.71
Teller County	439,616.26
Telluride, Town of	567.98
Thornton, City of	256,093.59
Timnath, Town of	13,603.45
Trinidad, City of	80,414.36
Two Buttes, Town of	19.70
Vail, Town of	339.06
Victor, City of	13,027.28
Vilas, Town of	49.17
Vona, Town of	20.93
Walden, Town of	34,014.34
Walsenburg, City of	3,133.34
Walsh, Town of	234.28
Ward, Town of	197.27
Washington County	19,908.35
Weld County	3,372,271.11
Wellington, Town of	31,338.23
Westcliffe, Town of	298.71
Westminster, City of	108,694.95
Wheat Ridge, City of	10,439.35
Wiggins, Town of	15,524.30
Wiley, Town of	475.86
Williamsburg, Town of	2,452.82
Windsor, Town of	420,229.47
Winter Park, Town of	443.90
Woodland Park, City of	120,061.54
Wray, City of	10,864.63
Yampa, Town of	3,612.59
Yuma County	45,339.33
Yuma, City of	11,401.38
Totals:	23,373,360.73



Severance Direct Distribution - by County/Municipality Program Year 2021

Adams County	13,980.27
Aguilar, Town of	140.00
Akron, Town of	329.31
Alamosa County	80.27
Alamosa, City of	66.75
Alma, Town of	147.31
Antonito, Town of	3.39
Arapahoe County	3,031.85
Archuleta County	1,931.30
Arriba, Town of	12.68
Arvada, City of	2,988.64
Aspen, City of	598.86
Ault, Town of	2,072.43
Aurora, City of	7,413.25
Avon, Town of	64.86
Baca County	17.40
Basalt, Town of	102.89
Bayfield, Town of	2,503.08
Bennett, Town of	204.06
Bent County	66.48
Berthoud, Town of	966.96
Bethune, Town of	0.38
Black Hawk, City of	215.67
Blanca, Town of	12.00
Blue River, Town of	148.21
Bonanza City, Town of	5.45
Boone, Town of	1.24
Boulder County	3,581.66
Boulder, City of	2,210.19
Bow Mar, Town of	17.39
Branson, Town of	13.20
Breckenridge, Town of	578.25
Brighton, City of	5,216.23
Brookside, Town of	42.42
Broomfield, City and County of	3,630.62
Brush, City of	812.23
Buena Vista, Town of	1,879.78
Burlington, City of	20.45
Calhan, Town of	8.99
Campo, Town of	0.40
Canon City, City of	5,585.45



Carbonate, Town of	0.00
Carbondale, Town of	2,584.85
Castle Pines, City of	91.44
Castle Rock, Town of	734.32
Cedaredge, Town of	1,561.07
Centennial, City of	1,754.64
Center, Town of	644.30
Central City	2,420.35
Chaffee County	5,209.25
Cheraw, Town of	1.00
Cherry Hills Village, City of	126.68
Cheyenne County	896.12
Cheyenne Wells, Town of	449.33
Clear Creek County	26,195.21
Coal Creek, Town of	360.32
Cokedale, Town of	95.24
Collbran, Town of	140.39
Colorado Springs, City of	6,523.96
Columbine Valley, Town of	19.93
Commerce City, City of	5,177.31
Conejos County	52.98
Cortez, City of	4,732.83
Costilla County	208.78
Craig, City of	40,126.16
Crawford, Town of	303.42
Creede, City of	1,175.82
Crested Butte, Town of	1,630.86
Crestone, Town of	51.15
Cripple Creek, City of	3,492.71
Crook, Town of	4.83
Crowley County	22.71
Crowley, Town of	13.84
Custer County	37.11
Dacono, City of	4,000.64
De Beque, Town of	99.25
Deer Trail, Town of	43.77
Del Norte, Town of	8.70
Delta County	24,144.76
Delta, City of	8,535.20
Denver, City And County of	6,959.15
Dillon, Town of	244.81
Dinosaur, Town of	1,135.17
Dolores County	1,524.40



Dolores, Town of	413.65
Douglas County	2,671.72
Dove Creek, Town of	544.19
Durango, City of	6,635.99
Eads, Town of	69.24
Eagle County	190.89
Eagle, Town of	21.00
Eaton, Town of	6,627.91
Eckley, Town of	44.83
Edgewater, City of	80.32
El Paso County	4,921.40
Elbert County	1,588.40
Elizabeth, Town of	40.35
Empire, Town of	2,527.80
Englewood, City of	598.55
Erie, Town of	9,597.21
Estes Park, Town of	248.26
Evans, City of	25,338.34
Fairplay, Town of	357.25
Federal Heights, City of	571.73
Firestone, Town of	11,349.63
Flagler, Town of	1.19
Fleming, Town of	28.71
Florence, City of	897.40
Fort Collins, City of	6,339.85
Fort Lupton, City of	6,847.10
Fort Morgan, City of	1,654.53
Fountain, City of	418.55
Fowler, Town of	5.07
Foxfield, Town of	20.17
Fraser, Town of	363.79
Frederick, Town of	9,454.63
Fremont County	11,654.55
Frisco, Town of	401.99
Fruita, City of	2,370.79
Garden City, Town of	287.78
Garfield County	37,848.60
Genoa, Town of	9.60
Georgetown, Town of	4,039.46
Gilcrest, Town of	1,036.17
Gilpin County	13,754.07
Glendale, City of	37.10



Glenwood Springs, City of	3,936.36
Golden, City of	469.11
Granada, Town of	19.20
Granby, Town of	1,095.56
Grand County	6,152.05
Grand Junction, City of	9,289.78
Grand Lake, Town of	229.08
Greeley, City of	97,970.54
Green Mountain Falls, Town of	66.46
Greenwood Village, City of	234.09
Grover, Town of	198.89
Gunnison County	37,231.38
Gunnison, City of	6,447.31
Gypsum, Town of	58.33
Hartman, Town of	14.80
Haswell, Town of	7.50
Haxtun, Town of	22.65
Hayden, Town of	3,066.10
Hillrose, Town of	39.76
Hinsdale County	3,685.80
Holly, Town of	9.50
Holyoke, City of	120.21
Hooper, Town of	0.37
Hot Sulphur Springs, Town of	754.23
Hotchkiss, Town of	904.76
Hudson, Town of	1,598.41
Huerfano County	212.69
Hugo, Town of	214.75
Idaho Springs, City of	6,232.07
Ignacio, Town of	915.58
Iliff, Town of	22.37
Jackson County	980.05
Jamestown, Town of	10.48
Jefferson County	8,708.68
Johnstown, Town of	13,141.54
Julesburg, Town of	21.83
Keenesburg, Town of	1,403.50
Kersey, Town of	2,406.25
Kim, Town of	15.51
Kiowa County	281.66
Kiowa, Town of	63.72
Kit Carson County	18.32



Kit Carson, Town of	139.78
Kremmling, Town of	1,896.88
La Jara, Town of	3.71
La Junta, City of	42.64
La Plata County	31,779.40
La Salle, Town of	2,624.18
La Veta, Town of	18.03
Lafayette, City of	1,045.96
Lake City, Town of	1,492.88
Lake County	24,282.46
Lakeside, Town of	1.05
Lakewood, City of	3,913.31
Lamar, City of	142.42
Larimer County	7,149.69
Larkspur, Town of	2.31
Las Animas County	4,805.02
Las Animas, City of	29.79
Leadville, City of	9,472.24
Limon, Town of	124.76
Lincoln County	646.85
Littleton, City of	806.53
Lochbuie, Town of	5,309.17
Log Lane Village, Town of	130.30
Logan County	1,207.21
Lone Tree, City of	112.84
Longmont, City of	6,355.19
Louisville, City of	468.45
Loveland, City of	4,466.22
Lyons, Town of	104.69
Manassa, Town of	40.19
Mancos, Town of	685.79
Manitou Springs, City of	125.94
Manzanola, Town of	1.44
Marble, Town of	165.82
Mead, Town of	3,482.59
Meeker, Town of	16,494.27
Merino, Town of	37.28
Mesa County	19,105.01
Milliken, Town of	8,176.29
Mineral County	1,520.27
Minturn, Town of	2.77
Moffat County	52,836.36



Moffat, Town of	916.12
Monte Vista, City of	60.04
Montezuma County	14,634.06
Montezuma, Town of	18.51
Montrose County	5,230.14
Montrose, City of	2,697.77
Monument, Town of	82.51
Morgan County	3,762.11
Morrison, Town of	7.57
Mountain View, Town of	7.98
Mountain Village, Town of	11.60
Mt. Crested Butte, Town of	1,001.42
Naturita, Town of	73.23
Nederland, Town of	53.31
New Castle, Town of	2,164.08
Northglenn, City of	2,454.67
Norwood, Town of	4.71
Nucla, Town of	151.06
Nunn, Town of	531.53
Oak Creek, Town of	447.12
Olathe, Town of	460.52
Olney Springs, Town of	0.79
Ophir, Town of	1.74
Orchard City, Town of	2,668.08
Ordway, Town of	2.62
Otero County	121.56
Otis, Town of	103.12
Ouray County	9,252.30
Ouray, City of	7,232.20
Ovid, Town of	1.65
Pagosa Springs, Town of	437.00
Palisade, Town of	430.26
Palmer Lake, Town of	25.84
Paoli, Town of	1.25
Paonia, Town of	1,304.84
Parachute, Town of	2,524.77
Park County	23,342.81
Parker, Town of	537.22
Peetz, Town of	7.56
Phillips County	157.17
Pierce, Town of	1,481.27
Pitkin County	1,585.49



Pitkin, Town of	114.89
Platteville, Town of	3,504.07
Poncha Springs, Town of	225.53
Pritchett, Town of	0.43
Prowers County	178.65
Pueblo County	789.39
Pueblo, City of	470.75
Ramah, Town of	2.34
Rangely, Town of	18,980.54
Raymer, Town of	157.07
Red Cliff, Town of	0.84
Rico, Town of	95.55
Ridgway, Town of	1,681.49
Rifle, City of	9,696.71
Rio Blanco County	34,287.17
Rio Grande County	88.68
Rockvale, Town of	192.68
Rocky Ford, City of	29.01
Romeo, Town of	1.58
Routt County	12,150.77
Rye, Town of	14.13
Saguache County	4,270.46
Saguache, Town of	180.85
Salida, City of	1,140.21
San Juan County	1,375.27
San Luis, Town of	140.13
San Miguel County	91.48
Sanford, Town of	4.91
Sawpit, Town of	0.34
Sedgwick County	17.57
Sedgwick, Town of	1.07
Seibert, Town of	0.36
Severance, Town of	8,729.53
Sheridan Lake, Town of	77.68
Sheridan, City of	141.19
Silt, Town of	2,129.40
Silver Cliff, Town of	2.09
Silver Plume, Town of	688.73
Silverthorne, Town of	834.26
Silverton, Town of	1,214.07
Simla, Town of	14.81
Snowmass Village, Town of	310.24

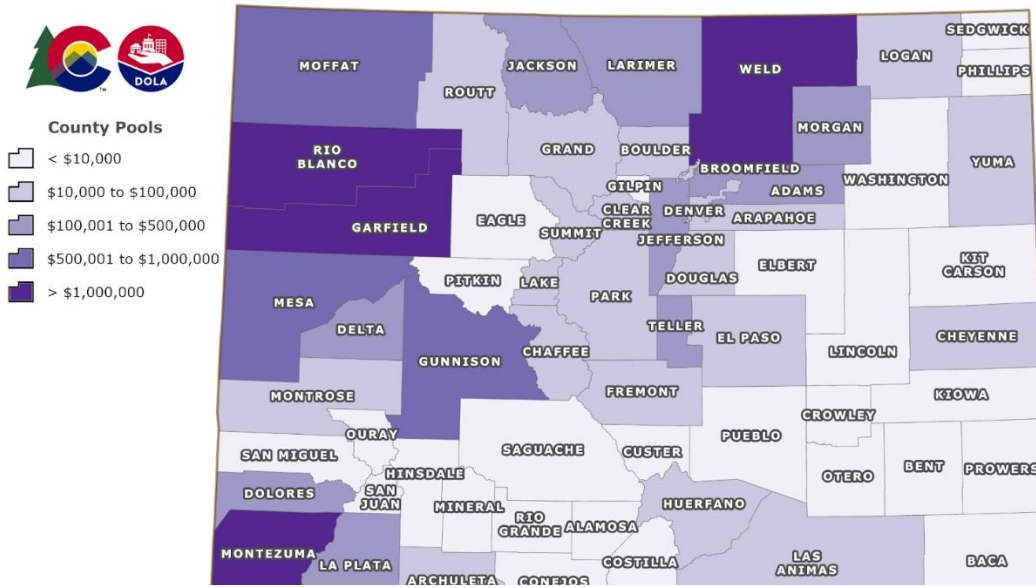


South Fork, Town of	3.53
Springfield, Town of	5.02
Starkville, Town of	13.15
Steamboat Springs, City of	4,723.90
Sterling, City of	743.82
Stratton, Town of	1.35
Sugar City, Town of	0.68
Summit County	4,062.36
Superior, Town of	260.02
Swink, Town of	2.44
Teller County	39,933.52
Telluride, Town of	22.43
Thornton, City of	8,398.08
Timnath, Town of	386.62
Trinidad, City of	3,062.53
Two Buttes, Town of	0.14
Vail, Town of	14.06
Victor, City of	1,417.84
Vilas, Town of	0.37
Vona, Town of	0.20
Walden, Town of	371.81
Walsenburg, City of	140.12
Walsh, Town of	2.05
Ward, Town of	8.38
Washington County	849.90
Weld County	141,944.01
Wellington, Town of	733.84
Westcliffe, Town of	1.43
Westminster, City of	4,376.15
Wheat Ridge, City of	553.98
Wiggins, Town of	447.71
Wiley, Town of	18.99
Williamsburg, Town of	204.50
Windsor, Town of	20,143.43
Winter Park, Town of	283.95
Woodland Park, City of	11,441.77
Wray, City of	420.21
Yampa, Town of	300.27
Yuma County	1,521.46
Yuma, City of	383.17
Totals:	1,242,881.69

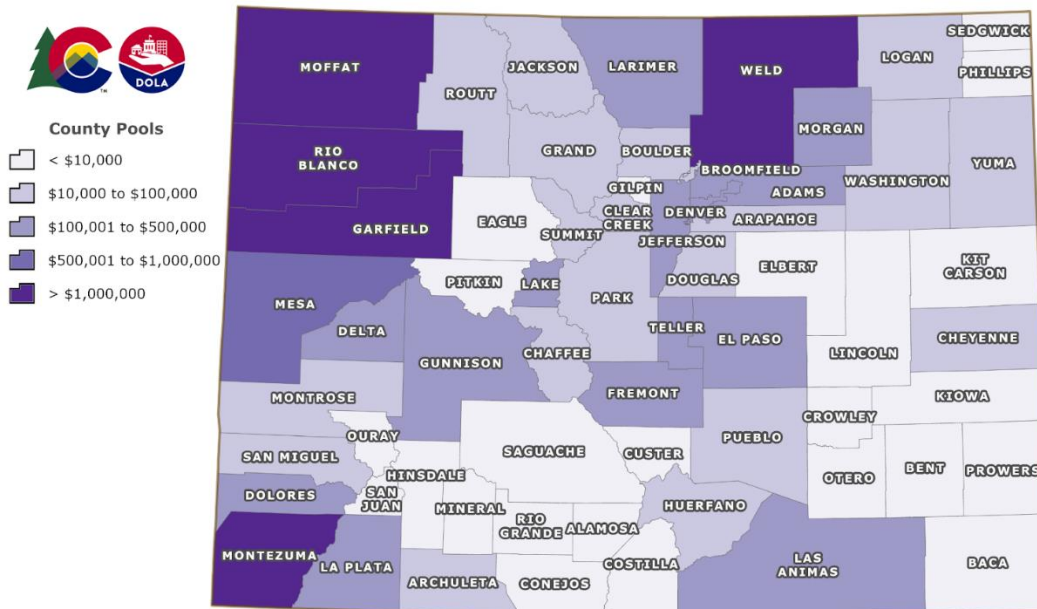


Exhibit C - 2020 and 2021 Federal Mineral Lease Direct Distribution

**2020 Federal Mineral Lease Direct Distribution
 County Pool Allocations**



**2021 Federal Mineral Lease Direct Distribution
 County Pool Allocations**





Federal Mineral Lease Direct Distribution - by County/Municipality/FML District Program Year 2020

Adams County	134,038.17
Aguilar, Town of	1,583.14
Akron, Town of	1,095.96
Alamosa County	290.73
Alamosa, City of	341.97
Alma, Town of	94.49
Antonito, Town of	31.79
Arapahoe County	21,867.01
Archuleta County	11,914.24
Arriba, Town of	24.60
Arvada, City of	24,580.73
Aspen, City of	784.25
Ault, Town of	9,293.31
Aurora, City of	54,158.98
Avon, Town of	240.66
Baca County	614.20
Basalt, Town of	171.93
Bayfield, Town of	18,096.88
Bennett, Town of	1,913.49
Bent County	487.26
Berthoud, Town of	10,221.39
Bethune, Town of	122.74
Black Hawk, City of	33.10
Blanca, Town of	36.27
Blue River, Town of	493.12
Bonanza City, Town of	0.25
Boone, Town of	10.34
Boulder County	20,221.42
Boulder, City of	12,672.35
Bow Mar, Town of	249.04
Branson, Town of	145.68
Breckenridge, Town of	2,679.35
Brighton, City of	51,504.21
Brookside, Town of	229.89
Broomfield, City and County of	17,132.26
Brush, City of	12,114.65
Buena Vista, Town of	5,074.28
Burlington, City of	452.48
Calhan, Town of	42.41
Campo, Town of	13.69
Canon City, City of	15,897.44



Carbonate, Town of	0.00
Carbondale, Town of	48,696.37
Castle Pines, City of	857.59
Castle Rock, Town of	6,022.33
Cedaredge, Town of	4,169.99
Centennial, City of	11,109.12
Center, Town of	239.65
Central City	512.21
Chaffee County	19,418.67
Cheraw, Town of	11.40
Cherry Hills Village, City of	912.39
Cheyenne County	7,633.27
Cheyenne Wells, Town of	2,871.91
Clear Creek County	19,949.16
Coal Creek, Town of	944.31
Cokedale, Town of	861.46
Collbran, Town of	3,620.12
Colorado Springs, City of	28,032.53
Columbine Valley, Town of	129.01
Commerce City, City of	44,037.68
Conejos County	473.41
Cortez, City of	561,475.64
Costilla County	544.68
Craig, City of	336,340.63
Crawford, Town of	926.10
Creede, City of	150.28
Crested Butte, Town of	20,497.83
Crestone, Town of	12.94
Cripple Creek, City of	6,219.19
Crook, Town of	74.46
Crowley County	0.00
Crowley, Town of	0.00
Custer County	183.66
Dacono, City of	22,337.33
De Beque, Town of	5,426.54
Deer Trail, Town of	105.42
Del Norte, Town of	31.82
Delta County	68,578.72
Delta, City of	22,629.24
Denver, City And County of	73,922.54
Dillon, Town of	1,046.86
Dinosaur, Town of	19,932.90
Dolores County	326,671.28
Dolores, Town of	54,898.08
Douglas County	26,923.56
Dove Creek, Town of	124,696.33
Durango, City of	52,460.58
Eads, Town of	1,157.76
Eagle County	1,535.88
Eagle, Town of	261.38
Eaton, Town of	34,830.88
Eckley, Town of	380.50
Edgewater, City of	545.85



El Paso County	23,416.98
Elbert County	3,823.99
Elizabeth, Town of	196.76
Empire, Town of	1,407.57
Englewood, City of	3,271.58
Erie, Town of	50,025.45
Estes Park, Town of	3,675.33
Evans, City of	145,695.87
Fairplay, Town of	337.97
Federal Heights, City of	5,015.15
Firestone, Town of	59,560.75
Flagler, Town of	43.19
Fleming, Town of	259.04
Florence, City of	2,887.97
Fort Collins, City of	99,109.11
Fort Lupton, City of	45,242.63
Fort Morgan, City of	27,425.34
Fountain, City of	1,666.54
Fowler, Town of	51.87
Foxfield, Town of	132.82
Fraser, Town of	1,265.12
Frederick, Town of	54,466.60
Fremont County	33,756.18
Frisco, Town of	1,810.62
Fruita, City of	55,934.66
Garden City, Town of	1,092.69
Garfield County	0.00
Garfield County Federal Mineral Lease Act District	656,798.03
Genoa, Town of	23.80
Georgetown, Town of	2,628.69
Gilcrest, Town of	6,157.28
Gilpin County	2,211.97
Glendale, City of	380.72
Glenwood Springs, City of	72,388.10
Golden, City of	4,396.37
Granada, Town of	207.84
Granby, Town of	4,145.21
Grand County	23,314.55
Grand Junction, City of	231,791.36
Grand Lake, Town of	850.37
Greeley, City of	594,199.62
Green Mountain Falls, Town of	302.62
Greenwood Village, City of	1,499.93
Grover, Town of	1,008.54
Gunnison County	402,693.43
Gunnison, City of	125,005.08
Gypsum, Town of	489.19
Hartman, Town of	227.09
Haswell, Town of	92.68
Haxtun, Town of	70.80
Hayden, Town of	3,645.00
Hillrose, Town of	465.17
Hinsdale County	0.00



Holly, Town of	160.37
Holyoke, City of	381.84
Hooper, Town of	1.83
Hot Sulphur Springs, Town of	2,461.66
Hotchkiss, Town of	2,971.26
Hudson, Town of	10,300.46
Huerfano County	0.00
Huerfano County Federal Mineral Lease District	9,647.59
Hugo, Town of	250.40
Idaho Springs, City of	4,445.18
Ignacio, Town of	8,010.15
Iliff, Town of	378.79
Jackson County	125,870.03
Jamestown, Town of	61.88
Jefferson County	64,992.56
Johnstown, Town of	74,584.84
Julesburg, Town of	324.89
Keenesburg, Town of	8,188.78
Kersey, Town of	14,132.56
Kim, Town of	157.10
Kiowa County	3,545.13
Kiowa, Town of	149.53
Kit Carson County	789.29
Kit Carson, Town of	1,634.80
Kremmling, Town of	6,486.43
La Jara, Town of	32.94
La Junta, City of	411.52
La Plata County	217,073.92
La Salle, Town of	20,204.03
La Veta, Town of	1,180.66
Lafayette, City of	5,670.65
Lake City, Town of	0.00
Lake County	59,472.36
Lakeside, Town of	7.47
Lakewood, City of	28,954.18
Lamar, City of	2,669.99
Larimer County	109,529.81
Larkspur, Town of	22.95
Las Animas County	44,827.74
Las Animas, City of	205.12
Leadville, City of	25,630.35
Limon, Town of	391.78
Lincoln County	1,248.37
Littleton, City of	5,572.61
Lochbuie, Town of	31,748.87
Log Lane Village, Town of	2,427.59
Logan County	21,884.72
Lone Tree, City of	1,266.86
Longmont, City of	33,714.61
Louisville, City of	2,815.86
Loveland, City of	73,686.42
Lyons, Town of	493.94
Manassa, Town of	251.69



Mancos, Town of	76,248.60
Manitou Springs, City of	310.27
Manzanola, Town of	19.18
Marble, Town of	2,175.50
Mead, Town of	21,974.97
Meeker, Town of	224,969.05
Merino, Town of	699.91
Mesa County	0.00
Mesa County Federal Mineral Lease District	495,556.20
Milliken, Town of	50,537.03
Mineral County	166.99
Minturn, Town of	127.75
Moffat County	463,300.74
Moffat, Town of	218.49
Monte Vista, City of	292.63
Montezuma County	1,901,404.69
Montezuma, Town of	19.89
Montrose County	9,969.37
Montrose, City of	5,089.64
Monument, Town of	396.37
Morgan County	60,474.38
Morrison, Town of	61.78
Mountain View, Town of	166.13
Mountain Village, Town of	583.06
Mt. Crested Butte, Town of	11,174.67
Naturita, Town of	183.43
Nederland, Town of	303.94
New Castle, Town of	45,918.98
Northglenn, City of	24,510.43
Norwood, Town of	226.34
Nucla, Town of	98.83
Nunn, Town of	3,723.43
Oak Creek, Town of	947.31
Olathe, Town of	347.82
Olney Springs, Town of	0.00
Ophir, Town of	71.47
Orchard City, Town of	7,360.76
Ordway, Town of	0.00
Otero County	1,424.25
Otis, Town of	535.81
Ouray County	20.77
Ouray, City of	3.17
Ovid, Town of	29.63
Pagosa Springs, Town of	1,914.34
Palisade, Town of	8,957.98
Palmer Lake, Town of	123.31
Paoli, Town of	2.97
Paonia, Town of	3,918.97
Parachute, Town of	33,409.57
Park County	0.00
Park County Federal Mineral Lease District	14,602.99
Parker, Town of	5,314.26
Peetz, Town of	150.16



Phillips County	496.18
Pierce, Town of	7,892.19
Pitkin County	2,059.06
Pitkin, Town of	1,312.90
Platteville, Town of	20,731.60
Poncha Springs, Town of	646.25
Pritchett, Town of	17.40
Prowers County	3,531.86
Pueblo County	5,201.16
Pueblo, City of	4,209.62
Ramah, Town of	11.08
Rangely, Town of	369,267.53
Raymer, Town of	1,097.35
Red Cliff, Town of	7.14
Rico, Town of	18,963.02
Ridgway, Town of	3.45
Rifle, City of	173,843.17
Rio Blanco County	599,735.28
Rio Grande County	296.90
Rockvale, Town of	537.06
Rocky Ford, City of	276.16
Romeo, Town of	121.83
Routt County	28,154.57
Rye, Town of	109.35
Saguache County	769.06
Saguache, Town of	32.62
Salida, City of	4,053.02
San Juan County	0.00
San Luis, Town of	370.84
San Miguel County	4,110.72
Sanford, Town of	40.14
Sawpit, Town of	17.78
Sedgwick County	271.44
Sedgwick, Town of	13.88
Seibert, Town of	16.53
Severance, Town of	35,662.35
Sheridan Lake, Town of	658.71
Sheridan, City of	546.43
Silt, Town of	41,563.02
Silver Cliff, Town of	17.10
Silver Plume, Town of	440.43
Silverthorne, Town of	3,755.83
Silverton, Town of	0.00
Simla, Town of	38.16
Snowmass Village, Town of	358.59
South Fork, Town of	9.22
Springfield, Town of	630.54
Starkville, Town of	111.81
Steamboat Springs, City of	8,879.64
Sterling, City of	15,037.78
Stratton, Town of	154.00
Sugar City, Town of	0.00
Summit County	16,844.53



Superior, Town of	1,862.34
Swink, Town of	26.80
Teller County	76,860.62
Telluride, Town of	995.78
Thornton, City of	90,990.53
Timnath, Town of	4,832.16
Trinidad, City of	31,592.93
Two Buttes, Town of	5.69
Vail, Town of	122.94
Victor, City of	2,515.26
Vilas, Town of	14.21
Vona, Town of	8.10
Walden, Town of	83,451.12
Walsenburg, City of	3,956.71
Walsh, Town of	67.68
Ward, Town of	49.63
Washington County	3,514.98
Weld County	0.00
Weld County Federal Mineral Lease Act District	849,741.42
Wellington, Town of	11,199.31
Westcliffe, Town of	116.50
Westminster, City of	40,624.92
Wheat Ridge, City of	4,935.63
Wiggins, Town of	6,047.79
Wiley, Town of	185.21
Williamsburg, Town of	633.85
Windsor, Town of	107,677.45
Winter Park, Town of	1,134.68
Woodland Park, City of	21,590.25
Wray, City of	4,110.50
Yampa, Town of	288.72
Yuma County	17,153.57
Yuma, City of	4,313.57
Totals:	12,407,746.51



Federal Mineral Lease Direct Distribution - by County/Municipality/FML District Program Year 2021

Adams County	152,250.92
Aguilar, Town of	3,028.59
Akron, Town of	2,752.01
Alamosa County	849.95
Alamosa, City of	520.51
Alma, Town of	140.03
Antonito, Town of	21.81
Arapahoe County	23,928.28
Archuleta County	76,814.13
Arriba, Town of	22.73
Arvada, City of	33,249.69
Aspen, City of	1,193.75
Ault, Town of	13,611.75
Aurora, City of	63,082.93
Avon, Town of	581.08
Baca County	499.86
Basalt, Town of	251.35
Bayfield, Town of	24,753.58
Bennett, Town of	2,178.04
Bent County	1,004.83
Berthoud, Town of	13,958.58
Bethune, Town of	6.21
Black Hawk, City of	72.31
Blanca, Town of	91.33
Blue River, Town of	991.88
Bonanza City, Town of	4.34
Boone, Town of	13.38
Boulder County	15,385.03
Boulder, City of	9,497.04
Bow Mar, Town of	152.30
Branson, Town of	285.49
Breckenridge, Town of	4,176.26
Brighton, City of	57,882.97
Brookside, Town of	243.13
Broomfield, City and County of	21,295.21
Brush, City of	13,694.89
Buena Vista, Town of	8,440.61
Burlington, City of	333.88
Calhan, Town of	76.70
Campo, Town of	11.35
Canon City, City of	31,926.07



Carbonate, Town of	0.00
Carbondale, Town of	175,573.24
Castle Pines, City of	996.05
Castle Rock, Town of	10,060.91
Cedaredge, Town of	8,880.00
Centennial, City of	14,001.24
Center, Town of	981.90
Central City	811.54
Chaffee County	23,714.40
Cheraw, Town of	16.92
Cherry Hills Village, City of	1,019.06
Cheyenne County	6,464.44
Cheyenne Wells, Town of	3,241.35
Clear Creek County	37,264.43
Coal Creek, Town of	2,013.72
Cokedale, Town of	2,060.34
Collbran, Town of	3,881.18
Colorado Springs, City of	55,663.94
Columbine Valley, Town of	154.93
Commerce City, City of	56,896.15
Conejos County	340.92
Cortez, City of	297,574.02
Costilla County	1,589.55
Craig, City of	480,188.35
Crawford, Town of	1,844.18
Creede, City of	299.59
Crested Butte, Town of	9,445.29
Crestone, Town of	40.71
Cripple Creek, City of	12,882.46
Crook, Town of	79.36
Crowley County	383.87
Crowley, Town of	233.96
Custer County	627.48
Dacono, City of	26,262.69
De Beque, Town of	2,671.97
Deer Trail, Town of	374.60
Del Norte, Town of	102.55
Delta County	135,621.07
Delta, City of	47,576.56
Denver, City And County of	106,476.03
Dillon, Town of	1,610.40
Dinosaur, Town of	19,153.94
Dolores County	208,626.32
Dolores, Town of	25,881.51
Douglas County	37,015.66
Dove Creek, Town of	74,476.56
Durango, City of	62,297.35
Eads, Town of	908.99
Eagle County	1,422.02
Eagle, Town of	161.06
Eaton, Town of	43,534.15
Eckley, Town of	747.16
Edgewater, City of	936.13



El Paso County	41,981.95
Elbert County	7,669.28
Elizabeth, Town of	194.81
Empire, Town of	3,567.44
Englewood, City of	4,208.32
Erie, Town of	61,723.86
Estes Park, Town of	4,023.79
Evans, City of	166,434.77
Fairplay, Town of	339.60
Federal Heights, City of	6,293.55
Firestone, Town of	73,960.88
Flagler, Town of	19.40
Fleming, Town of	471.40
Florence, City of	5,091.96
Fort Collins, City of	102,757.14
Fort Lupton, City of	44,961.30
Fort Morgan, City of	27,896.79
Fountain, City of	3,725.34
Fowler, Town of	85.66
Foxfield, Town of	156.79
Fraser, Town of	2,296.00
Frederick, Town of	62,067.18
Fremont County	66,869.97
Frisco, Town of	2,674.97
Fruita, City of	60,662.89
Garden City, Town of	1,890.12
Garfield County	0.00
Garfield County Federal Mineral Lease Act District	2,546,158.33
Genoa, Town of	17.21
Georgetown, Town of	5,711.46
Gilcrest, Town of	6,805.09
Gilpin County	4,611.69
Glendale, City of	288.37
Glenwood Springs, City of	266,692.68
Golden, City of	5,356.35
Granada, Town of	310.58
Granby, Town of	6,898.17
Grand County	38,764.98
Grand Junction, City of	240,139.08
Grand Lake, Town of	1,442.74
Greeley, City of	643,422.83
Green Mountain Falls, Town of	381.91
Greenwood Village, City of	1,853.92
Grover, Town of	1,305.73
Gunnison County	215,629.26
Gunnison, City of	37,340.21
Gypsum, Town of	405.46
Hartman, Town of	239.41
Haswell, Town of	98.46
Haxtun, Town of	309.83
Hayden, Town of	5,608.82
Hillrose, Town of	670.43
Hinsdale County	0.00



Holly, Town of	153.73
Holyoke, City of	1,644.52
Hooper, Town of	3.43
Hot Sulphur Springs, Town of	4,743.99
Hotchkiss, Town of	4,996.28
Hudson, Town of	10,495.83
Huerfano County	0.00
Huerfano County Federal Mineral Lease District	12,360.57
Hugo, Town of	384.95
Idaho Springs, City of	8,811.74
Ignacio, Town of	8,692.66
Iliff, Town of	367.24
Jackson County	7,968.12
Jamestown, Town of	45.00
Jefferson County	90,483.85
Johnstown, Town of	91,137.70
Julesburg, Town of	356.05
Keenesburg, Town of	9,216.71
Kersey, Town of	15,807.64
Kim, Town of	335.58
Kiowa County	3,697.84
Kiowa, Town of	307.68
Kit Carson County	299.04
Kit Carson, Town of	1,008.35
Kremmling, Town of	11,929.27
La Jara, Town of	23.87
La Junta, City of	721.05
La Plata County	284,789.48
La Salle, Town of	17,236.27
La Veta, Town of	1,048.02
Lafayette, City of	4,523.47
Lake City, Town of	0.00
Lake County	89,138.16
Lakeside, Town of	11.08
Lakewood, City of	39,964.67
Lamar, City of	2,303.66
Larimer County	115,883.20
Larkspur, Town of	31.57
Las Animas County	103,943.25
Las Animas, City of	450.19
Leadville, City of	34,771.52
Limon, Town of	223.63
Lincoln County	1,159.51
Littleton, City of	6,041.29
Lochbuie, Town of	34,856.86
Log Lane Village, Town of	2,196.99
Logan County	19,818.96
Lone Tree, City of	1,673.92
Longmont, City of	28,536.02
Louisville, City of	2,011.15
Loveland, City of	72,389.16
Lyons, Town of	453.57
Manassa, Town of	258.61



Mancos, Town of	35,552.32
Manitou Springs, City of	1,039.15
Manzanola, Town of	24.41
Marble, Town of	960.39
Mead, Town of	22,861.91
Meeker, Town of	468,601.86
Merino, Town of	612.01
Mesa County	0.00
Mesa County Federal Mineral Lease District	493,224.26
Milliken, Town of	53,698.12
Mineral County	387.35
Minturn, Town of	21.23
Moffat County	638,328.44
Moffat, Town of	714.05
Monte Vista, City of	536.17
Montezuma County	971,131.53
Montezuma, Town of	261.24
Montrose County	15,912.44
Montrose, City of	7,869.41
Monument, Town of	704.27
Morgan County	63,432.45
Morrison, Town of	80.26
Mountain View, Town of	84.60
Mountain Village, Town of	1,653.65
Mt. Crested Butte, Town of	5,799.82
Naturita, Town of	353.12
Nederland, Town of	228.87
New Castle, Town of	147,959.76
Northglenn, City of	25,743.49
Norwood, Town of	670.97
Nucla, Town of	374.59
Nunn, Town of	3,489.74
Oak Creek, Town of	806.24
Olathe, Town of	1,145.60
Olney Springs, Town of	13.34
Ophir, Town of	248.52
Orchard City, Town of	15,108.43
Ordway, Town of	44.35
Otero County	2,055.53
Otis, Town of	861.78
Ouray County	368.70
Ouray, City of	288.20
Ovid, Town of	26.96
Pagosa Springs, Town of	12,510.28
Palisade, Town of	10,734.05
Palmer Lake, Town of	220.59
Paoli, Town of	17.17
Paonia, Town of	7,219.37
Parachute, Town of	172,717.90
Park County	0.00
Park County Federal Mineral Lease District	22,189.46
Parker, Town of	7,017.87
Peetz, Town of	124.13



Phillips County	2,150.14
Pierce, Town of	9,729.65
Pitkin County	3,160.46
Pitkin, Town of	665.40
Platteville, Town of	23,015.76
Poncha Springs, Town of	1,022.47
Pritchett, Town of	12.27
Prowers County	2,889.78
Pueblo County	8,796.52
Pueblo, City of	4,694.48
Ramah, Town of	19.98
Rangely, Town of	656,386.74
Raymer, Town of	1,031.33
Red Cliff, Town of	6.44
Rico, Town of	13,077.10
Ridgway, Town of	67.01
Rifle, City of	667,616.01
Rio Blanco County	1,080,419.24
Rio Grande County	1,045.34
Rockvale, Town of	1,089.65
Rocky Ford, City of	490.48
Romeo, Town of	10.16
Routt County	22,486.99
Rye, Town of	234.46
Saguache County	3,414.26
Saguache, Town of	143.95
Salida, City of	5,317.11
San Juan County	0.00
San Luis, Town of	1,066.89
San Miguel County	13,038.43
Sanford, Town of	31.58
Sawpit, Town of	48.21
Sedgwick County	286.50
Sedgwick, Town of	17.44
Seibert, Town of	5.88
Severance, Town of	57,334.42
Sheridan Lake, Town of	1,019.87
Sheridan, City of	1,200.72
Silt, Town of	148,292.26
Silver Cliff, Town of	35.36
Silver Plume, Town of	974.19
Silverthorne, Town of	5,507.30
Silverton, Town of	0.00
Simla, Town of	71.53
Snowmass Village, Town of	618.43
South Fork, Town of	41.59
Springfield, Town of	144.07
Starkville, Town of	284.52
Steamboat Springs, City of	8,625.80
Sterling, City of	12,211.38
Stratton, Town of	22.05
Sugar City, Town of	11.42
Summit County	27,368.35

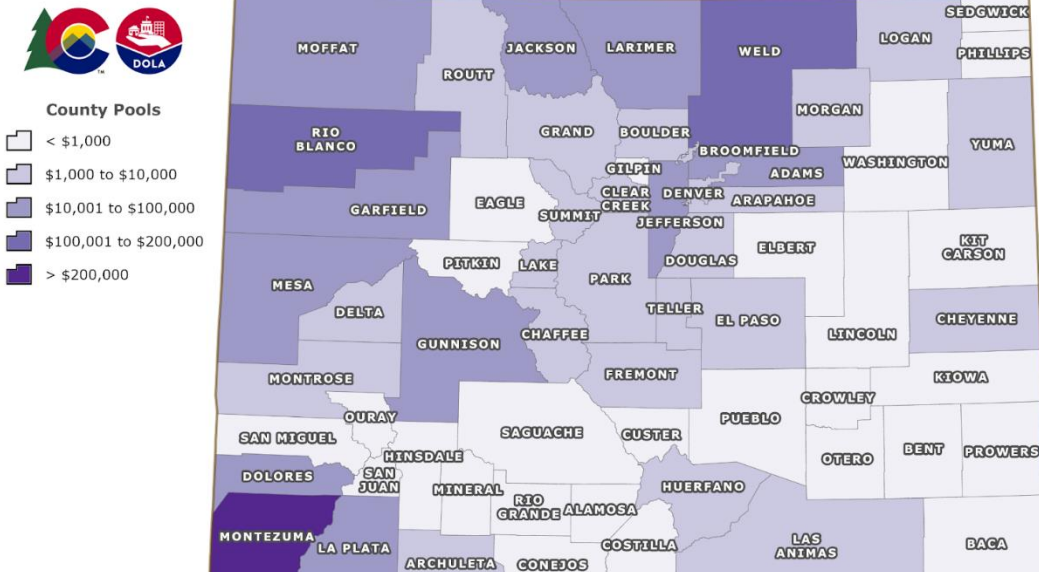


Superior, Town of	1,116.31
Swink, Town of	41.27
Teller County	148,198.44
Telluride, Town of	3,197.47
Thornton, City of	90,638.16
Timnath, Town of	6,225.54
Trinidad, City of	66,249.34
Two Buttes, Town of	4.06
Vail, Town of	107.85
Victor, City of	5,226.61
Vilas, Town of	10.70
Vona, Town of	3.28
Walden, Town of	3,022.95
Walsenburg, City of	8,142.86
Walsh, Town of	58.95
Ward, Town of	35.99
Washington County	7,102.53
Weld County	0.00
Weld County Federal Mineral Lease Act District	930,957.71
Wellington, Town of	11,894.18
Westcliffe, Town of	24.09
Westminster, City of	47,576.90
Wheat Ridge, City of	6,296.32
Wiggins, Town of	7,548.78
Wiley, Town of	307.16
Williamsburg, Town of	1,302.36
Windsor, Town of	135,484.67
Winter Park, Town of	1,932.12
Woodland Park, City of	42,437.33
Wray, City of	7,003.04
Yampa, Town of	536.06
Yuma County	25,356.15
Yuma, City of	6,385.79
Totals:	16,084,258.73

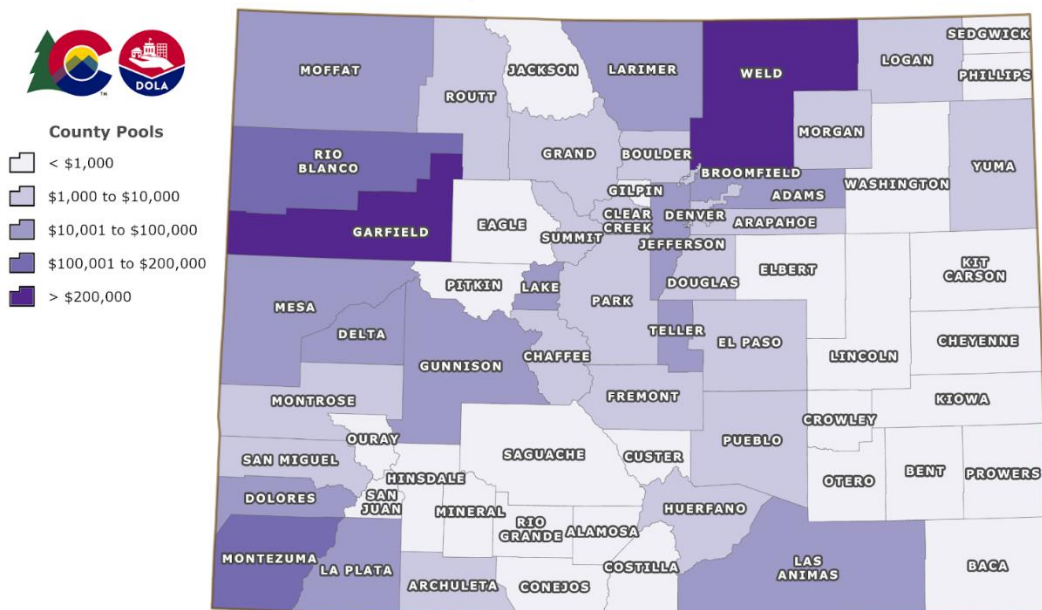


Exhibit D - 2020 and 2021 Federal Mineral Lease Direct Distribution - School Districts

**2020 Federal Mineral Lease Direct Distribution
 School District
 County Pool Allocations**



**2021 Federal Mineral Lease Direct Distribution
 School District
 County Pool Allocations**





Federal Mineral Lease Direct Distribution - School District Program Year 2020

Academy School District 20	965.12
Adams 12 Five Star Schools	14,175.82
Adams County 14 School District	2,692.61
Adams-Arapahoe 28J School District	4,233.83
Agate 300 School District	4.31
Aguilar Reorganized 6 School District	376.48
Akron R-1 School District	182.05
Alamosa RE-11J School District	47.67
Archuleta County 50 JT School District	1,163.35
Arickaree R-2 School District	48.93
Arriba-Flagler C-20 School District	19.03
Aspen 1 School District	241.12
Ault-Highland RE-9 School District	3,309.71
Bayfield 10 JT.-R School District	4,599.24
Bennett 29J School District	341.85
Bethune R-5 School District	12.09
Big Sandy 100J School District	28.41
Boulder Valley RE 2 School District	4,375.50
Branson Reorganized 82 School District	1,392.81
Briggsdale RE-10 School District	614.44
Brighton 27J School District	8,306.86
Brush RE-2(J) School District	2,330.04
Buena Vista R-31 School District	1,131.53
Buffalo RE-4 School District	352.34
Burlington RE-6J School District	74.91
Byers 32J School District	148.43
Calhan RJ-1 School District	17.88
Campo RE-6 School District	7.71
Canon City RE-1 School District	3,224.49
Centennial R-1 School District	36.68
Center 26 JT School District	63.17
Cheraw 31 School District	12.82
Cherry Creek 5 School District	3,399.64
Cheyenne County RE-5 School District	656.75
Cheyenne Mountain 12 School District	195.24
Clear Creek RE-1 School District	2,450.16
Colorado Springs 11 School District	958.69
Consolidated C-1 School District	26.50
Cotopaxi RE-3 School District	193.45
Creede Consolidated 1 School District	26.92
Cripple Creek-Victor RE-1 School District	1,279.43



Crowley County RE-1-J School District	0.21
DeBeque 49JT School District	648.05
Deer Trail 26J School District	13.81
Del Norte C-7 School District	12.31
Delta County School District 50(J)	9,586.53
Denver Public Schools	6,273.47
Dolores County RE No. 2 School District	39,919.72
Dolores RE-4A School District	36,961.72
Douglas County RE 1 School District	3,474.00
Durango 9-R School District	17,742.52
Eads RE-1 School District	358.78
Eagle County RE 50 School District	204.23
East Grand School District 2	2,522.06
East Otero R-1 School District	85.35
Eaton RE-2 School District	6,996.35
Edison 54 JT School District	9.21
Elbert 200 School District	25.69
Elizabeth C-1 School District	245.27
Ellicott 22 School District	41.04
Englewood 1 School District	156.00
Falcon 49 School District	973.73
Florence RE-2 School District	1,192.53
Fort Morgan RE-3 School District	5,486.72
Fountain 8 School District	313.73
Fowler R-4J School District	18.84
Frenchman RE-3 School District	226.65
Garfield 16 School District	11,407.02
Garfield RE-2 School District	42,610.95
Genoa-Hugo C113 School District	41.82
Gilcrest RE-1 School District	6,462.80
Gilpin County RE-1 School District	170.63
Granada RE-1 School District	49.24
Greeley 6 School District	77,149.18
Gunnison RE1J School District	47,605.74
Hanover 28 School District	9.06
Harrison 2 School District	436.81
Haxtun RE-2J School District	84.36
Hayden RE-1 School District	414.52
Hi-Plains R-23 School District	12.14
Hinsdale County RE 1 School District	0.00
Hoehne Reorganized 3 School District	1,198.91
Holly RE-3 School District	77.39
Holyoke RE-1J School District	68.25
Huerfano RE-1 School District	898.60
Idalia RJ-3 School District	213.29
Ignacio 11 JT School District	2,758.23
Jefferson County R-1 School District	11,561.05
Johnstown-Milliken RE-5J School District	13,388.69
Julesburg RE-1 School District	45.44
Karval RE-23 School District	9.28
Keenesburg RE-3J School District	8,641.86
Kim Reorganized 88 School District	140.57
Kiowa C-2 School District	25.47



Kit Carson R-1 School District	373.52
La Veta RE-2 School District	356.13
Lake County R-1 School District	7,222.28
Lamar RE-2 School District	409.63
Las Animas RE-1 School District	53.42
Lewis Palmer 38 School District	244.06
Liberty J-4 School District	56.46
Limon RE-4J School District	97.10
Littleton 6 School District	906.24
Lone Star 101 School District	61.40
Mancos RE-6 School District	27,457.28
Manitou Springs 14 School District	52.91
Manzanola 3J School District	8.96
Mapleton 1 School District	3,761.59
McClave RE-2 School District	5.07
Meeker RE1 School District	60,519.41
Mesa County Valley 51 School District	66,390.65
Miami/Yoder 60 JT School District	17.28
Moffat 2 School District	24.91
Moffat County RE:No 1 School District	69,553.59
Monte Vista C-8 School District	31.43
Montezuma-Cortez RE-1 School District	155,724.41
Montrose County RE-1J School District	1,235.45
Mountain Valley RE 1 School District	17.20
North Conejos RE-1J School District	55.66
North Park R-1 School District	17,764.15
Norwood R-2J School District	74.36
Otis R-3 School District	100.74
Ouray R-1 School District	0.75
Park (Estes Park) R-3 School District	636.93
Park County RE-2 School District	560.60
Pawnee RE-12 School District	258.17
Peyton 23 JT School District	23.28
Plainview RE-2 School District	104.10
Plateau RE-5 School District	176.15
Plateau Valley 50 School District	1,214.43
Platte Canyon 1 School District	715.39
Platte Valley RE-3 School District	8.30
Platte Valley RE-7 School District	3,934.48
Poudre R-1 School District	17,660.48
Prairie RE-11 School District	704.52
Primero Reorganized 2 School District	610.77
Pritchett RE-3 School District	10.50
Pueblo City Schools	489.73
Pueblo County Rural 70 School District	318.09
Rangely RE-4 School District	40,723.74
Ridgway R-2 School District	1.55
Roaring Fork RE-1 School District	36,828.31
Rocky Ford R-2 School District	44.66
Salida R-32 School District	1,394.02
Sanford 6J School District	17.79
Sangre De Cristo RE-22J School District	8.21
Sargent RE-33J School District	9.98



Sheridan 2 School District	79.29
Sierra Grande R-30 School District	44.10
Silverton 1 School District	0.00
South Conejos RE-10 School District	7.83
South Routt RE 3 School District	400.21
Springfield RE-4 School District	54.43
St. Vrain Valley RE 1J School District	41,262.92
Steamboat Springs RE-2 School District	2,826.30
Strasburg 31J School District	338.69
Stratton R-4 School District	22.46
Summit RE-1 School District	2,261.68
Swink 33 School District	18.62
Telluride R-1 School District	440.72
Thompson R-2J School District	9,210.19
Trinidad 1 School District	3,008.59
Valley RE-1 School District	2,466.17
Vilas RE-5 School District	15.70
Walsh RE-1 School District	27.36
Weld County RE-8 School District	7,953.29
Weldon Valley RE-20(J) School District	336.62
West End RE-2 School District	50.85
West Grand 1-JT. School District	843.53
Westminster 50 School District	3,767.95
Widefield 3 School District	354.34
Wiggins RE-50(J) School District	1,160.79
Wiley RE-13 JT School District	56.59
Windsor RE-4 School District	24,501.86
Woodland Park RE-2 School District	7,821.15
Woodlin R-104 School District	40.78
Wray RD-2 School District	871.79
Yuma 1 School District	1,026.89
Totals:	1,052,989.74



Federal Mineral Lease Direct Distribution - School District Program Year 2021

Academy School District 20	1,824.46
Adams 12 Five Star Schools	15,726.91
Adams County 14 School District	2,876.37
Adams-Arapahoe 28J School District	4,545.23
Agate 300 School District	14.71
Aguilar Reorganized 6 School District	681.05
Akron R-1 School District	391.56
Alamosa RE-11J School District	102.59
Archuleta County 50 JT School District	7,531.08
Arickaree R-2 School District	92.65
Arriba-Flagler C-20 School District	12.90
Aspen 1 School District	380.79
Ault-Highland RE-9 School District	3,669.75
Bayfield 10 JT.-R School District	4,896.72
Bennett 29J School District	432.36
Bethune R-5 School District	4.93
Big Sandy 100J School District	52.44
Boulder Valley RE 2 School District	3,647.86
Branson Reorganized 82 School District	4,274.69
Briggsdale RE-10 School District	669.58
Brighton 27J School District	9,707.66
Brush RE-2(J) School District	2,338.47
Buena Vista R-31 School District	1,466.51
Buffalo RE-4 School District	337.17
Burlington RE-6J School District	32.00
Byers 32J School District	385.21
Calhan RJ-1 School District	34.08
Campo RE-6 School District	4.56
Canon City RE-1 School District	6,333.14
Centennial R-1 School District	106.07
Center 26 JT School District	237.95
Cheraw 31 School District	20.10
Cherry Creek 5 School District	3,967.47
Cheyenne County RE-5 School District	575.45
Cheyenne Mountain 12 School District	380.35
Clear Creek RE-1 School District	4,787.99
Colorado Springs 11 School District	1,710.21
Consolidated C-1 School District	57.16
Cotopaxi RE-3 School District	339.19
Creede Consolidated 1 School District	58.39
Cripple Creek-Victor RE-1 School District	2,490.84



Crowley County RE-1-J School District	58.29
DeBeque 49JT School District	1,808.30
Deer Trail 26J School District	16.72
Del Norte C-7 School District	39.67
Delta County School District 50(J)	18,960.51
Denver Public Schools	9,050.46
Dolores County RE No. 2 School District	25,184.02
Dolores RE-4A School District	19,641.31
Douglas County RE 1 School District	4,902.67
Durango 9-R School District	24,669.47
Eads RE-1 School District	403.98
Eagle County RE 50 School District	202.18
East Grand School District 2	4,356.71
East Otero R-1 School District	131.39
Eaton RE-2 School District	7,957.41
Edison 54 JT School District	12.38
Elbert 200 School District	56.96
Elizabeth C-1 School District	464.04
Ellicott 22 School District	71.99
Englewood 1 School District	175.11
Falcon 49 School District	2,086.48
Florence RE-2 School District	2,450.97
Fort Morgan RE-3 School District	5,807.98
Fountain 8 School District	590.65
Fowler R-4J School District	34.25
Frenchman RE-3 School District	193.83
Garfield 16 School District	41,484.31
Garfield RE-2 School District	164,267.56
Genoa-Hugo C113 School District	39.48
Gilcrest RE-1 School District	7,295.79
Gilpin County RE-1 School District	346.56
Granada RE-1 School District	42.47
Greeley 6 School District	86,601.70
Gunnison RE1J School District	22,880.38
Hanover 28 School District	18.43
Harrison 2 School District	817.53
Haxtun RE-2J School District	170.38
Hayden RE-1 School District	363.12
Hi-Plains R-23 School District	6.62
Hinsdale County RE 1 School District	0.00
Hoehne Reorganized 3 School District	2,347.46
Holly RE-3 School District	64.48
Holyoke RE-1J School District	264.56
Huerfano RE-1 School District	1,314.61
Idalia RJ-3 School District	323.22
Ignacio 11 JT School District	2,840.62
Jefferson County R-1 School District	15,869.14
Johnstown-Milliken RE-5J School District	14,533.16
Julesburg RE-1 School District	51.25
Karval RE-23 School District	7.97
Keenesburg RE-3J School District	9,627.33
Kim Reorganized 88 School District	278.94
Kiowa C-2 School District	53.17



Kit Carson R-1 School District	335.25
La Veta RE-2 School District	517.26
Lake County R-1 School District	10,532.32
Lamar RE-2 School District	360.89
Las Animas RE-1 School District	112.80
Lewis Palmer 38 School District	458.15
Liberty J-4 School District	85.84
Limon RE-4J School District	88.93
Littleton 6 School District	1,039.60
Lone Star 101 School District	135.56
Mancos RE-6 School District	13,938.49
Manitou Springs 14 School District	96.89
Manzanola 3J School District	15.41
Mapleton 1 School District	4,411.26
McClave RE-2 School District	10.40
Meeker RE1 School District	109,372.33
Mesa County Valley 51 School District	67,414.11
Miami/Yoder 60 JT School District	22.89
Moffat 2 School District	99.95
Moffat County RE:No 1 School District	96,702.01
Monte Vista C-8 School District	113.31
Montezuma-Cortez RE-1 School District	79,482.04
Montrose County RE-1J School District	1,992.84
Mountain Valley RE 1 School District	65.82
North Conejos RE-1J School District	40.92
North Park School District R-1	934.24
Norwood R-2J School District	211.23
Otis R-3 School District	212.12
Ouray R-1 School District	21.93
Park (Estes Park) R-3 School District	637.74
Park County RE-2 School District	848.44
Pawnee RE-12 School District	222.53
Peyton 23 JT School District	43.44
Plainview RE-2 School District	82.66
Plateau RE-5 School District	151.76
Plateau Valley 50 School District	1,120.57
Platte Canyon 1 School District	1,078.44
Platte Valley RE-3 School District	6.71
Platte Valley RE-7 School District	4,267.80
Poudre R-1 School District	18,676.27
Prairie RE-11 School District	763.57
Primero Reorganized 2 School District	1,503.39
Pritchett RE-3 School District	5.49
Pueblo City Schools	700.34
Pueblo County Rural 70 School District	465.17
Rangely RE-4 School District	77,920.48
Ridgway R-2 School District	39.60
Roaring Fork RE-1 School District	143,570.56
Rocky Ford R-2 School District	69.75
Salida R-32 School District	1,909.54
Sanford 6J School District	13.73
Sangre De Cristo RE-22J School District	20.33
Sargent RE-33J School District	32.03



Sheridan 2 School District	88.74
Sierra Grande R-30 School District	127.49
Silverton 1 School District	0.00
South Conejos RE-10 School District	6.01
South Routt RE 3 School District	451.01
Springfield RE-4 School District	26.60
St. Vrain Valley RE 1J School District	45,567.93
Steamboat Springs RE-2 School District	2,588.14
Strasburg 31J School District	391.64
Stratton R-4 School District	9.34
Summit RE-1 School District	3,620.18
Swink 33 School District	28.77
Telluride R-1 School District	1,399.83
Thompson R-2J School District	9,432.50
Trinidad 1 School District	5,890.38
Valley RE-1 School District	2,153.91
Vilas RE-5 School District	13.06
Walsh RE-1 School District	13.30
Weld County RE-8 School District	8,553.48
Weldon Valley RE-20(J) School District	374.79
West End RE-2 School District	85.47
West Grand 1-JT. School District	1,423.91
Westminster 50 School District	4,047.50
Widefield 3 School District	655.57
Wiggins RE-50(J) School District	1,353.83
Wiley RE-13 JT School District	59.99
Windsor RE-4 School District	29,161.29
Woodland Park RE-2 School District	15,259.75
Woodlin R-104 School District	73.14
Wray RD-2 School District	1,307.88
Yuma 1 School District	1,584.86
Totals:	1,367,161.99