

LOC 6.18/1997
C.2



COLORADO WATER RESOURCES & POWER DEVELOPMENT AUTHORITY

Logan Tower Bldg. - Suite 620, 1580 Logan Street, Denver, Colorado 80203-1942
303/830-1550 FAX 303/832-8205

March 31, 1998

Mr. Steve Tuber
Director of Water Programs
U.S. EPA Region VIII
Ref: 8P2-MS
999 18th Street -- Suite 500
Denver, Colorado 80202-2466

RE: 1997 Annual Report for the Water Pollution Control Revolving Fund (WPCRF)

Dear Mr. Tuber:

As required by the Operating Agreement between the U.S. Environmental Protection Agency and the Authority, I am transmitting herewith two copies of the 1997 WPCRF Annual Report. This document is intended to describe the activity of the WPCRF Program for 1997, address the progress made on the goals of the Program and present the 1997 audited financial statements of the Program.

Of particular note, the programmatic rating of the WPCRF's Clean Water Revenue Bonds was upgraded earlier this month from "AA" to "AAA" by Standard and Poor's Ratings Service and "Aa2" to "Aa1" by Moody's Investors Service. The Standard & Poor's designation represents the highest rating possible and the only "natural," "AAA"-rated bonds in the state of Colorado.

If you should have any questions, please feel free to call.

Sincerely,

Daniel L. Law
Executive Director

DLL/mjs

Enclosures: (2) 1997 WPCRF Annual Report
cc/enc: Mr. J. David Holm, WQCD
Mr. Tom Grier, DLG
Ms. Debbie English, WQCD
Mr. Barry Cress, DLG
Mr. Brian Friel, EPA
Mr. Paul Felz, EPA

COLORADO
WATER POLLUTION CONTROL
REVOLVING FUND
ANNUAL REPORT

JANUARY 1, 1997 - DECEMBER 31, 1997



PREPARED BY
THE STATE OF COLORADO
MARCH 31, 1998

FOR THE ENVIRONMENTAL PROTECTION AGENCY
REGION VIII

COLORADO WPCRF ANNUAL REPORT

TABLE OF CONTENTS

	Page
I. INTRODUCTION	1
II. HISTORY	1
III. SUMMARY	3
IV. GOALS AND ACCOMPLISHMENTS	
A. LONG TERM GOALS	4
B. SHORT TERM GOALS	6
C. ACCOMPLISHMENTS	7
V. PROGRAM DETAILS	
A. WPCRF FINANCIAL STATUS.	8
B. PROJECT STATUS	8
C. COMPLIANCE WITH PROVISIONS OF GRANT/OPERATING AGREEMENT	10
VI. PROJECTIONS FOR 1998	
A. APPROVED LOANS -- FIRST QUARTER 1998	13
B. APPLICATIONS RECEIVED OR ANTICIPATED FOR 1998	13
C. PROPOSED PROGRAM IMPROVEMENTS AND/OR MODIFICATIONS	14

TABLE OF CONTENTS (CONTINUED)

EXHIBITS

- A. BINDING COMMITMENTS
- B. EPA CAPITAL CONTRIBUTIONS SUMMARY
- C. LOAN SUMMARY
- D. PROJECT STATUS REPORT (GICS)
- E. LOAN AWARDS BY COST CATEGORIES (GICS)
- F. DBE PARTICIPATION
- G. FINANCIAL STATUS REPORTS

ATTACHMENTS

- 1. 1997 INTENDED USE PLAN
- 2. 1998 INTENDED USE PLAN
- 3. CERTIFICATION LETTER
- 4. AUDIT REPORT FOR 1997

COLORADO WPCRF ANNUAL REPORT

I. INTRODUCTION

The Colorado Water Resources and Power Development Authority, the Water Quality Control Division and the Division of Local Government (hereinafter collectively referred to as the "State") have prepared this annual report on Colorado's Water Pollution Control Revolving Fund (WPCRF). The fiscal year covered is January 1, 1997, to December 31, 1997. This report is intended to describe the activity of the WPCRF for this period, address the progress made on the goals of the program and present the annual audit for fiscal year 1997.

II. HISTORY

Colorado's WPCRF Program was established by legislation in April 1988. Also in April 1988, the Water Quality Control Commission (the "Commission") adopted Revolving Fund Regulation 5.2.0 which governs the Priority and Eligibility Lists and Administrative Procedures.

The Intended Use Plan which includes the state-wide project list and eligibility list are evaluated and brought before the Commission annually. Additions and modifications to the eligibility list are adopted by the Commission by December 31 of each year and approved by the Colorado General Assembly during the subsequent legislative session prior to April 1.

Changes since 1988:

The Commission amended the regulation to include Nonpoint Source projects and other program improvements on January 3, 1989.

WPCRF Rules 5.2.0 were amended again on October 11, 1990, to reduce delays in adopting the priority and eligibility lists.

The October 17, 1991, revisions to the WPCRF Rules allowed additional projects that are eligible under this program to receive funding priority. They also allowed assistance to communities that qualify under pollution prevention efforts rather than limiting priorities to compliance and enforcement projects.

Proactive changes were made to the Rules in October 1992. Small communities (under 5,000 population) are eligible for WPCRF assistance with an approved feasibility study rather than an extensive facility plan. The feasibility study will still have all the necessary requirements (such

COLORADO WPCRF ANNUAL REPORT

as environmental information and public participation) and will help reduce costs to small communities. The Rules were also amended to include water conservation measures as an eligible project for participation in the WPCRF. Additional priority points are assigned for including water conservation measures as a part of the project.

No substantial changes were made in 1993, 1994 or 1995. However, the Commission directed staff to revisit the WPCRF Rules for possible changes to the priority point system. In June 1996 the Water Quality Control Division (WQCD) received a Funding Framework Grant from EPA to create a pilot priority system with expanded eligibilities. A critical review team was formed to address changes to the WPCRF Rules which were targeted for completion prior to the adoption of the FY1998 Intended Use Plan. An Interim Rule was drafted and a notice was published for a March 1997 public hearing with the Commission. After changes were made at a prehearing conference, the final proposed Interim Rules were adopted by the Commission on March 10, 1997. The Interim Rules will be reviewed in early 1998.

It was anticipated that the WPCRF Interim Rule would be reviewed after the 1998 Intended Use Plan and Eligible Project List was produced. The 1998 Intended Use Plan was finalized in November and the WQCD believes it would be beneficial to get the Critical Review Team's input before finalizing revisions to the Rules. The 1999 Intended Use Plan will more accurately reflect the interim regulation, due to the completion of the WQCD watershed-oriented organization. The Interim Rule is scheduled to become a final rule in January 1999.

Minor changes to the financial program were made in 1994, 1995 and 1996. The changes occurred in both the direct loan and leveraged loan programs. The leveraged loan program, through the Surplus Matching Account agreement, was modified in 1994 to include direct loan repayments as security for the Clean Water Revenue Bonds. These repayments are held for up to one year in the Surplus Matching Account as are any de-allocation from the Matching Account and the repayment of the State Match. On September 1 of each year, the Surplus Matching Account may be used to cure any default on any Clean Water Revenue Bonds. If there are no defaults, the funds are moved to the Re-loan Account on September 2. By pledging the direct loan repayments, the ability to make additional loans with this money will be delayed for a short time period.

COLORADO WPCRF ANNUAL REPORT

An additional minor change occurred in 1995 to provide additional security for the Clean Water Revenue Bonds. This change involved another modification to the Surplus Matching Account agreement to require funds in each Matching Account to be the greater of: (a) the amount required to be on deposit in the Matching Account for such Bonds or (b) maximum annual debt service due in the current year or future years on the Bonds secured by such Matching Account. By keeping the Matching Account for each borrower at the maximum annual debt service level, the WPCRF will lose some loan capacity over the last four years of each loan. The Matching Account is generally larger than the maximum annual debt service, except for the last four years of each Bond issue.

The last minor change in 1995 involved the Authority's policy on direct loan amounts. The Authority's Board reviewed the current limitation of \$500,000 for each direct loan. Although this has not been a strict policy, it has been a guideline. Since the number and size of leveraged loans are uncertain for each year and the WPCRF had at that time in excess of \$24 million of unencumbered grant awards, the Board felt it was appropriate to change the policy guideline to allow direct loans with amounts of up to \$1.0 million. In reviewing direct loans of this size, the Board would favorably consider a shorter loan term.

In December 1996 the Board revised the closing fee on direct loans. The fee was reduced from 0.8 percent to 0.5 percent to offset increased legal expenses primarily associated with TABOR compliance.

No changes were made in 1997.

III. SUMMARY

The reporting period for this document is January 1, 1997, through December 31, 1997. The capitalization grant funds available for the 1997 loan cycle include approximately \$4,396,306 remaining from the federal fiscal year 1993 grant, \$9,441,001 from the FFY1994 grant, \$9,852,000 from the FFY1995 grant, \$16,138,618 from the FFY1996 grant and \$4,935,600 from the FFY1997 grant. Of these amounts, \$450,860 has been committed to cover administrative expenses.

The Water Quality Control Commission held a formal public hearing on October 7, 1996, to adopt the 1997 Intended Use Plan (IUP). At that meeting, two communities requested that they be added to the IUP; the Commission approved the changes on January 13, 1997. An emergency rulemaking hearing was also

COLORADO WPCRF ANNUAL REPORT

held on January 13, 1997, to add the Town of Cheraw and the City of Fruita to the IUP and a noticed rulemaking hearing was conducted on April 14, 1997, to finalize the emergency action. In the 1997 IUP, projects totaling approximately \$52 million were identified for potential loans.

Twelve loans were executed during 1997 with a total principal amount of \$35,400,752.90. The communities receiving leveraged loans included: the Breckenridge Sanitation District, Town of Carbondale, Town of Eagle, Town of Erie, Parker Water and Sanitation District, City of Sterling, and the City of Westminster. The communities receiving direct loans included: the Town of Vona, Town of Manzanola, Pagosa Springs Sanitation District, Town of Erie, and the City of Holyoke.

The Clean Water Revenue Bonds issued to fund the leveraged loans maintained their "AA/Aa" ratings from Standard and Poor's Ratings Services and Moody's Investors Service, respectively.

IV. GOALS AND ACCOMPLISHMENTS

The following discussion addresses the progress toward meeting the goals and accomplishments that were made a part of the WPCRF program through the 1997 Intended Use Plan.

A. LONG TERM GOALS

- (1) *Maintain the economic viability of the WPCRF while meeting current and projected Water Quality needs in the State of Colorado.*

Ensure that the WPCRF remains viable and is self perpetuating to meet the long range water quality needs of the State.

The program has been set up to be self perpetuating and will be leveraged to the maximum extent possible to meet the projected water quality needs of the State and to maintain the economic viability of the WPCRF.

The incentives used for loans include direct loan interest rates at 4.5 percent and leveraged loans at 80 percent of market rate.

COLORADO WPCRf ANNUAL REPORT

- (2) *Provide technical assistance to governmental agencies for facilitating effective planning, design, financing and construction of facilities to meet water quality standards.*

Customer service will be the focus while utilizing the team approach to create an atmosphere conducive to accomplishing the best practicable project.

Administrative fees are now adequate to fund State technical support to local governments. Preapplication and preplanning meetings are now being scheduled with communities to assist with planning, scheduling, financing and management. Additional engineering support has been added to the program to provide technical review as well as technical assistance to small communities.

A team approach to the construction of wastewater treatment facilities was utilized by the WQCD at the onset to assist communities with all program requirements to save time, money and create the relationships necessary to facilitate the best project for the community. However, with the WQCD's reorganization, the approach we are attempting to use is based on the coordination of the watershed teams.

An ongoing outreach program through the Division of Local Government (DLG) is assisting community officials in achieving compliance and helping them professionally manage their systems. Technical assistance is also provided by DLG through site visits, planning discussions, a plant operator training calendar and various other publications and activities.

- (3) *Maintain compliance with State and Federal Laws and the provisions of the State/EPA Operating Agreement.*

The regulations are clear and the application packet includes the required instructions.

The standard operating procedures and policies are quite complex due to many Federal requirements; however, the State continues to work with EPA in refining these procedures and policies.

COLORADO WPCRF ANNUAL REPORT

B. SHORT TERM GOALS

- (1) *Improve the procedures and checklists of the Handbook of Procedures on an as needed basis.*

The WQCD continuously makes improvements to the Handbook of Procedures to allow the State to maintain a flexible program while ensuring that all projects meet the State and Federal requirements associated with the loan program.

- (2) *Initiate the process for identifying projects in the FY1998 Intended Use Plan ("IUP") by February 1997.*

The process was not initiated until April 1997.

- (3) *Submit Annual Report to EPA by March 31, 1997.*

The 1996 Annual Report was submitted to EPA by March 31, 1997.

- (4) *Make improvements to the WPCRF Rules as appropriate. Major revisions will be made once the Clean Water Act is reauthorized.*

The WQCD was awarded a funding framework grant in June 1996 to revise the WPCRF Rules to incorporate a new priority system for expanded eligibilities. A critical review team, composed of varied interests, was assembled to discuss and make recommendations to the WQCD on a new system. After several meetings, the critical review team completed a new set of rules in November 1996 entitled "Interim Rules" for submission to the Commission. Upon holding a public hearing, the Commission adopted the Interim Rules on March 10, 1997.

The 1998 IUP was developed using the Interim Rules. The Interim Rules will continue through the development of the 1999 IUP, since the WQCD reorganization had not been fully implemented and the coordination efforts by the watershed teams to input projects on the eligibility list was not available for the 98 list. The Rules are scheduled to be adjusted and finalized in January 1999.

COLORADO WPCRF ANNUAL REPORT

- (5) *Continue coordination with all funding agencies to complete water quality projects identified in the 1997 IUP.*

The agencies involved in the WPCRF have diligently worked together and with other funding agencies to find the best funding sources for each individual community.

Greater effort has been expended to coordinate identification of projects and funding from all available sources including WQCD Construction Grants, Community Development Block Grants, Rural Development and Energy Impact programs. Meetings are held throughout the year to discuss upcoming projects and the resources available.

- (6) *Leverage funds in the WPCRF to accommodate the amount of eligible costs projected for loans in 1997 as described in Appendix B (of the IUP).*

The fund was leveraged consistently on a scale of approximately 3 to 1 to ensure that there would be enough monies available for anticipated loans in 1997 and subsequent years. (See also WPCRF Financial Status.)

C. ACCOMPLISHMENTS

For the purposes of this report the State references the 1997 IUP. The Water Quality Control Commission held a formal public hearing on October 7, 1996, to adopt the 1997 Intended Use Plan (IUP). At that meeting, two communities requested that they be added to the IUP; the Commission approved the changes on January 13, 1997. An emergency rulemaking hearing was also held on January 13, 1997, to add the Town of Cheraw and the City of Fruita to the IUP and a noticed rulemaking hearing was conducted on April 14, 1997, to finalize the emergency action.

The 1997 IUP (included as **Attachment 1**) contains a list of projects that the State considered as projected commitments (**Appendix B to Attachment 1**). There were 17 projects listed in the IUP totaling approximately \$52 million; 12 loans were executed during 1997 with a total principal amount of \$35,400,752.90. Details of the loans can be found later in the Project Status portion of this report.

COLORADO WPCRF ANNUAL REPORT

V. PROGRAM DETAILS

A. WPCRF FINANCIAL STATUS

The FFY1997 capitalization grant was awarded on April 29, 1997. The EPA share was \$4,935,600 and the State Match was \$987,120 for a total of \$5,922,720. With this grant, the State has received \$112,594,175 to date from EPA and has committed to provide a total of \$22,518,835 for State Match.

Exhibit A shows the capitalization grant payments, cumulative payments, binding commitments and percentage of binding commitments. **Exhibit B** presents a summary of project and administrative draws against the various grants. Other financial details are available in **Attachment 4** (audited financial statements) and **Exhibit G** (form 269A).

B. PROJECT STATUS

Exhibit C presents a summary of all loans as of December 31, 1997, and the status of those loans as of that date. **Exhibit D** is a report of all projects funded to date. The report breaks out the equivalency and nonequivalence projects; gives the interest rate on each loan; shows the construction start, initiation of operation and performance certification dates. **Exhibit E** classifies the twelve new loans by cost categories.

Twelve loan agreements were executed during the 1997 reporting period. Seven of the projects were leveraged loans and five were direct loans. Each of the twelve projects are briefly described below.

Breckenridge Sanitation District - A twenty-year loan in the amount of \$8,093,616.90 with an interest rate of 4.53% was executed on May 22, 1997. The scope of the project included the construction of a 1.5 mgd satellite activated sludge treatment facility with biological and precipitation removal of phosphorus and separate nitrification.

Town of Carbondale - A ten-year loan in the amount of \$2,327,490.20 with an interest rate of 4.22% was executed on May 22, 1997. The Town's facility will expand its capacity to 0.995 million gallons per day and construction will include a new administration building, a pretreatment building, a blower building and interceptor. The activated sludge processes will be retained. Construction is to begin in the spring of 1998.

COLORADO WPCRF ANNUAL REPORT

Town of Eagle - A twenty-year loan in the amount of \$2,345,204.20 with an interest rate of 4.53% was executed on May 22, 1997. The project included construction of a new 0.546 mgd extended aeration activated sludge plant, new headworks, two aeration basins, two secondary clarifiers, a RAS/WAS pump vault, two aerated sludge storage basins and ultra-violet disinfection. The construction was completed on December 1, 1997, with a total project cost of \$3,719,965.

Parker Water and Sanitation District - A twenty-year loan in the amount of \$3,271,642.30 with an interest rate of 4.54% was executed on May 22, 1997. This phase of Parker's project involves the construction of sludge handling facilities which should be completed by August 1998.

City of Sterling - A twenty-year loan for \$2,499,524.10 with an interest rate of 4.53% was executed on May 22, 1997. The project involves the construction of a sanitary sewer relief line in north-central Sterling. The line will relieve capacity concerns in the existing collection system.

City of Westminster - A twenty-year loan in the amount of \$13,246,525 with an interest rate of 4.54% was executed on May 22, 1997. The City is constructing a reclaimed water system including pipeline, storage and advanced waste water treatment facilities. The project should be completed by January 1999.

Town of Erie - On May 22, 1997, the Town received a twenty-year leveraged loan in the amount of \$1,821,690.20 with an interest rate of 4.54%. The project consists of the construction of a 0.6 mgd activated sludge waste water treatment facility and interceptor. The Town is on a compliance schedule to meet its discharge permit limits and the interceptor will resolve inadequate collection system capacity.

Town of Erie - A twenty-year direct loan of \$500,000 was executed on November 3, 1997, to complete the Town's funding needs for the project listed above.

Town of Vona - A twenty-year direct loan of \$85,000 was executed on February 20, 1997. The project involved the construction of a new waste water treatment facility with two lined non-discharging stabilization cells. Construction was initiated in May and completed in September 1997.

COLORADO WPCRF ANNUAL REPORT

Town of Manzanola - A twenty-year direct loan of \$80,360 was executed on June 5, 1997. The Town will convert its two cell lagoon to an aerated primary cell, stabilization pond and constructed wetlands. Construction is complete except for planting cattails in May 1998.

Pagosa Springs Sanitation District - A twenty-year direct loan of \$640,000 was executed on June 10, 1997. The project involves construction of a new waste water treatment plant and bio-remediation of the existing plant site. The project was completed in November 1997.

City of Holyoke - A twenty-year direct loan of \$489,700 was executed on December 30, 1997. The project consists of improvements to the waste water treatment facility and collection system. The targeted completion date is September 1998.

C. COMPLIANCE WITH PROVISIONS OF GRANT/OPERATING AGREEMENT

There are many requirements in the capitalization grant/operating agreement that the State must meet in order to maintain the WPCRF according to EPA standards. A letter from the WQCD (**Attachment 3**) certifies the State has met the following elements of the Operating Agreement's "Roles and Responsibilities of the State."

- a. Colorado has established an instrumentality of the State utilizing the specific expertise of three agencies via legislation adopted in 1988.
- b. The WQCD submitted a report to Region VIII regarding adequate 205(g) funds to closeout the grant program. The report was approved by Region VIII on November 30, 1989, and has been updated and approved annually. A final revision to the report was submitted to EPA in September 1997.
- c. In accordance with Federal regulations, State law and the WPCRF Rules, the IUP (which includes the project and eligibility lists) is presented at a public hearing through the Commission prior to December 31 of each year.

COLORADO WPCRF ANNUAL REPORT

- d. ACH payment schedules are submitted annually to EPA Region VIII.
- e. The appropriate State Match is included with each capitalization grant and verified by audit.
- f. A binding commitment (loan agreement) is made after a thorough review of the sponsor's application and financial capability. Exhibit A reports the binding commitment percentage to be well over 120% because of the State's leveraged-loan program.
- g. As required, the State expends all funds in an expeditious and timely manner from the WPCRF for the improvement of water quality.
- h. There are no projects being tracked for the National Municipal Policy list in Colorado.
- i. Verification of the State's compliance with project eligibility can be found in the project files.
- j. The State maintains extensive expenditure files (administrative and project) for the WPCRF. While conducting various compliance testing procedures, the auditors indicated that nothing came to their attention that caused them to believe that the Authority had not complied, in all material respects, with various laws, regulations, contracts or grants.
- k. Management of the WPCRF is monitored frequently by each of the three agencies. Improvements are continually made to the program with concurrence from EPA.
- l. The program's financial accounting structure is maintained by the Colorado Water Resources and Power Development Authority. The financial statements are audited annually by an independent accounting firm.
- m. The Colorado WPCRF Annual Report is submitted to EPA by March 31 of each year as required.

COLORADO WPCRF ANNUAL REPORT

- n. The State has agreed to the 8% Disadvantaged Business Enterprise (DBE) goal. EPA has trained the State to monitor and evaluate DBE participation of loan recipients and their contractors. The State is currently utilizing a DBE for financial printing, investment brokering services, arbitrage rebate services, and underwriting. **Exhibit F** includes examples of how bid reviews are documented showing DBE participation. The exhibit provides the DBE information on the following projects: Roxborough Park Metropolitan District, Parker Water & Sanitation District, City of Sterling, Fountain Sanitation District, Town of Vona, and the Town of Lyons. The tracking system for all projects under construction is currently being revised to coordinate with EPA's tracking system.
- o. In accordance with the operating agreement, civil rights compliance forms are submitted to EPA for certification prior to executing loan agreements.
- p. During the 1997 reporting period, the State prepared Environmental Assessments and published 13 Findings of No Significant Impact (FNSI) or Categorical Exclusions for the Water Pollution Control Revolving Fund. The 13 communities included: Fountain Water & Sanitation District, Town of Erie, Winter Park Water & Sanitation District, Parker Water & Sanitation District, Byers Water & Sanitation District, City of Holyoke, Town of New Castle, City of Sterling, Breckenridge Sanitation District, City of Westminster, Town of Elizabeth, Town of Fruita and Buena Vista Sanitation District.

To further track projects for compliance with the Operating Agreement, the State utilizes the GICS data base.

The State utilizes a Time and Effort record keeping system for all staff that perform duties under the WPCRF. There are some discrepancies with the records kept by the WQCD and DLG; measures are being taken to correct them. In 1997, DLG was not reimbursed with Federal funds; therefore, OMB A-87 provisions do not apply. Beginning July 1, 1997, the WQCD technical staff and certain administrative staff working on the WPCRF were not reimbursed by the administrative set-asides of the federal capitalization grant. The provisions of OMB A-87 do not apply to

COLORADO WPCRF ANNUAL REPORT

these positions. Three designated WQCD administrative staff, working only on the WPCRF and the Drinking Water Revolving Fund and funded by Federal funds, must follow OMB A-87 provisions.

VI. PROJECTIONS FOR 1998

A. APPROVED LOANS FIRST QUARTER 1998

The 1998 IUP (**Attachment 2**) includes a list of projects from the eligibility list that have submitted or are anticipated to submit loan applications. These projects are considered the State's projected commitments for the 1998 WPCRF loan program.

The State received a "AAA" programmatic rating from Standard and Poor's for the 1998 Series A Clean Water Revenue Bonds. This bond issue was initiated in March for the following entities:

- City of Trinidad
- City of Westminster (increase to loan)
- Buena Vista Sanitation District
- City of Colorado Springs
- Eagle River Water and Sanitation District
- City of Evans

Entities with Approved Applications Ready for Funding:

- East Alamosa Water and Sanitation District
- City of Las Animas
- Left Hand Water and Sanitation District

B. APPLICATIONS RECEIVED OR ANTICIPATED FOR 1998:

- Colorado City Metropolitan District
- Town of New Castle
- Town of Fowler
- Garden Valley Water and Sanitation District
- Byers Water and Sanitation District

COLORADO WPCRF ANNUAL REPORT

C. PROPOSED PROGRAM IMPROVEMENTS AND/OR MODIFICATIONS

As recommended by EPA's 1996 review, the State is continuing its efforts to implement a priority system that allows the WPCRF to fund expanded water quality projects. WPCRF Interim Rules will be used to develop the 1999 IUP. Short and Long Term Goals will be modified slightly to reflect the WPCRF improved program needs.

The Division has reorganized and will be utilizing a basin-wide team approach to meet all existing and anticipated water quality needs.

By statute, the Colorado Water Resources and Power Development Authority is prohibited from accepting applications for financial assistance after June 4, 1996, from any governmental entity which has a legal obligation to provide water at retail and which has a total annual demand of 2,000 acre-feet or more, unless the entity has included a copy of a water use efficiency plan adopted pursuant to Section 37-60-126, C.R.S. This 1991 statute (HB-1154) was intended to enhance the efficiency with which water is used to meet end uses, with the objective of making water available for all beneficial uses in Colorado.

In 1997, the Authority initiated a study to review policies and procedures associated with all direct and interim loans. As a result of this study, several loan-related recommendations (such as a direct loan procedures manual, default procedures, etc.) will be addressed in 1998. Some recommendations (loan covenant compliance, option to require more frequent financial reporting, etc.) were implemented in 1997.

In 1997, the State began planning to consolidate the waste water needs collection efforts of the WQCD and the DLG. The State decided to survey all 207 projects on the DLG's April 1998 Sewer Needs List (which includes all WPCRF eligibility list projects) in order to better identify local needs that may be financed through the WPCRF. This cooperative effort will replace the annual data collection effort the WQCD has previously conducted to develop the project and eligibility lists. The State is planning to use the information gathered in this effort to update the existing WPCRF project and eligibility lists for 1999.

The recommendation from EPA's 1996 review that the State consider incorporating new language into Colorado's State Environmental Review Process will be addressed and implemented in 1998.

March 31, 1998

COLORADO WPCRF ANNUAL REPORT

In 1998, the Authority received legislative approval for certain statutory revisions. One revision changes the dates by which the Authority must submit its annual report. As a result, the State will be requesting, through the FFY1998 grant application process, to shift the reporting date for the WPCRF Annual Report from Mach 31 to April 30.

Exhibit A

Binding Commitments

COLORADO WATER RESOURCES and POWER DEVELOPMENT AUTHORITY
 WATER POLLUTION CONTROL REVOLVING FUND
 BINDING COMMITMENTS as of DECEMBER 31, 1997

NOTE: The total Administrative Expense for each grant (4% of Cap. Grant) is recorded up front as of the date the Capitalization Grant is awarded.

E.P.A. CAPITALIZATION GRANT - PAYMENTS to LOC											TOTAL PAYMENTS to EPA LOC	CUMULATIVE PAYMENTS to EPA LOC	EXECUTED LOANS	ADMINI- STRATIVE EXPENSE	CUMULATIVE BINDING COMMITMENTS	PERCENTAGE of BINDING COMMITMENTS Must be 120%	
DATE	FED. YEAR	FED. QTR.	1989 GRANT (8/31/1989) #080001-89-0	1990 GRANT (8/28/1990) #080001-90-2	1991 GRANT (3/27/1991) #080001-91-4	1992 GRANT (5/12/1992) #080001-92-1	1993 GRANT (9/14/1993) #080001-93-1	1994 GRANT (9/22/1994) #080001-94-2	1995 GRANT (3/22/1995) #080001-95-0	1996 GRANT (1/28/1996) #080001-96-4							1997 GRANT (4/29/1997) #080001-97-0
3/31/89	FY89	2										0	\$0				
6/30/89	FY89	3										0	\$0				
9/30/89	FY89	4										0	\$0				
12/31/89	FY90	1	1,228,529									1,228,529	\$1,228,529	8,826,489	343,428	\$8,969,917	(Cumulative Binding Commitments / Cumulaty Payments to EPA LOC one year earlier.)
3/31/90	FY90	2	1,228,529									1,228,529	\$2,453,058		404,497	\$9,374,414	
6/30/90	FY90	3	1,228,529	1,444,832								2,671,181	\$5,124,219	575,000	0	\$9,949,414	
9/30/90	FY90	4	1,228,529	1,444,832								2,671,181	\$7,795,380	4,319,911	170,102	\$14,439,427	
12/31/90	FY91	1	1,228,529	1,444,832								2,671,181	\$10,468,541		0	\$14,439,427	1177.2593%
3/31/91	FY91	2	1,228,529	2,507,770	2,052,013							5,786,312	\$16,252,853	25,500,894	658,644	\$40,598,785	1854.9452%
6/30/91	FY91	3	1,228,528	2,507,770	2,052,012							5,786,308	\$22,039,161		0	\$40,598,785	782.2527%
9/30/91	FY91	4		2,507,770	2,052,013							4,559,783	\$26,598,944	22,410,000	80,000	\$63,086,785	609.2840%
12/31/91	FY92	1		2,507,771	2,452,012							4,958,783	\$31,558,727		0	\$83,086,785	602.7470%
3/31/92	FY92	2			2,452,013							2,452,013	\$34,010,740		0	\$83,086,785	388.1581%
6/30/92	FY92	3			2,452,012	1,942,783						4,394,775	\$38,405,515	180,000	615,619	\$83,882,394	289.8585%
9/30/92	FY92	4			2,452,013	1,942,783						4,394,776	\$42,800,291	44,978,420	0	\$108,860,804	409.2874%
12/31/92	FY93	1			2,300,391	1,942,783						4,243,154	\$47,043,445	257,919	0	\$109,118,723	345.7840%
3/31/93	FY93	2				1,942,783						1,942,783	\$48,986,208		0	\$109,118,723	320.8361%
6/30/93	FY93	3				1,942,782						1,942,782	\$50,928,970		0	\$109,118,723	284.1225%
9/30/93	FY93	4				1,942,782	3,843,850					5,786,412	\$56,715,382		614,984	\$109,733,707	256.3854%
12/31/93	FY94	1				1,942,782	1,921,825					3,864,587	\$60,579,969		0	\$109,733,707	233.2804%
3/31/94	FY94	2				1,942,782	1,921,825					3,864,587	\$64,444,556	200,000	0	\$109,933,707	224.4177%
6/30/94	FY94	3				1,921,825	1,921,825					1,921,825	\$66,366,381		0	\$109,933,707	215.8589%
9/30/94	FY94	4				1,921,825	1,921,825					1,921,825	\$68,288,206	24,084,063	381,444	\$134,399,214	236.9714%
12/31/94	FY95	1				1,921,825	1,382,300					1,921,825	\$71,572,331	800,000	0	\$134,999,214	222.8448%
3/31/95	FY95	2				1,921,826	1,382,300	9,852,000				13,136,126	\$84,708,457	500,000	394,080	\$135,893,294	210.8885%
6/30/95	FY95	3				1,382,300	1,382,300					1,382,300	\$86,070,757	28,442,157	0	\$182,335,451	244.8049%
9/30/95	FY95	4				1,382,300	1,382,300					1,382,300	\$87,433,057		0	\$182,335,451	237.7211%
12/31/95	FY96	1				1,382,300	1,382,300					1,382,300	\$88,785,357		0	\$182,335,451	228.8131%
3/31/96	FY96	2				1,382,300	1,382,300	2,827,300				3,989,600	\$92,784,957		154,144	\$182,489,595	181.8222%
6/30/96	FY96	3				1,382,300	1,382,300	1,226,300				2,588,600	\$95,373,557	74,800	0	\$189,719,931	197.1885%
9/30/96	FY96	4				1,870,000	1,870,000	1,870,000				1,870,000	\$97,243,557		418,601	\$170,138,532	194.5908%
12/31/96	FY97	1				4,630,018	4,630,018					4,630,018	\$101,873,576	3,370,431	0	\$173,508,963	195.4009%
3/31/97	FY97	2						5,785,000				5,785,000	\$107,658,575	85,000	0	\$173,591,963	187.0908%
6/30/97	FY97	3										4,935,600	\$112,594,175	34,328,053	197,424	\$208,115,440	218.2108%
9/30/97	FY97	4										0	\$112,594,175		0	\$208,115,440	214.0148%
12/31/97	FY98	1										0	\$112,594,175	989,700	0	\$209,105,140	205.2595%
TOTALS			\$8,585,700	\$14,384,877	\$18,284,479	\$15,542,100	\$15,374,801	\$9,536,100	\$9,852,000	\$16,138,818	\$4,935,800	\$112,594,175		\$204,601,373	\$4,503,787		

Exhibit B

EPA Capital Contributions Summary

WPCRF
EPA CAPITAL CONTRIBUTIONS SUMMARY

From INCEPTION to DECEMBER 31, 1997				1989 GRANT	1990 GRANT	1991 GRANT	1992 GRANT	1993 GRANT	1994 GRANT	1995 GRANT	1996 GRANT	1997 GRANT	TOTAL GRANTS	
GRANT AMOUNT AWARDED				\$8,585,700	\$14,364,977	\$18,264,479	\$15,542,100	\$15,374,601	\$9,536,100	\$9,852,000	\$16,138,618	\$4,935,600	\$112,594,175	
GRANT DATE				AUGUST 31, 1989	MARCH 28, 1990	MARCH 27, 1991	MAY 12, 1992	SEPT. 14, 1993	SEPT. 22, 1994	MARCH 22, 1995	JAN. 26, 1996	APRIL 29, 1997		
GRANT I.D. NUMBER				#CSO80001-89-0	#CSO80001-90-2	#CSO80001-91-4	#CSO80001-92-1	#CSO80001-93-1	#CSO80001-94-2	#CSO80001-95-0	#CSO80001-96-4	#CSO80001-97-1		
DATE of FINAL LOC CASH DRAW				JULY 12, 1991	MAY 20, 1993	JULY 26, 1993	NOV. 21, 1995	DEC. 12, 1997						
DATE GRANT CLOSED ADMINISTRATIVELY BY E.P.A.				APRIL 12, 1994	APRIL 11, 1995	APRIL 11, 1995	FEB. 27, 1997							
DRAW REQ.	DRAW REC.	PURPOSE		1989 GRANT	1990 GRANT	1991 GRANT	1992 GRANT	1993 GRANT	1994 GRANT	1995 GRANT	1996 GRANT	1997 GRANT	TOTAL GRANTS	
		ADMIN TN	PROJECT											
1989A - DENVER SOUTHEAST SUBURBAN (LL):														
12/22/89	12/26/89	75,580.00		\$75,580									\$75,580	
02/21/90	02/23/90	24,975.36	59,849.64	\$84,825									\$84,825	
03/21/90	03/22/90		142,451.00	\$142,451									\$142,451	
04/13/90	04/16/90	85,417.94	168,259.06	\$253,677									\$253,677	
05/18/90	05/21/90	11,665.00	273,768.00	\$285,433									\$285,433	
06/14/90	06/18/90	11,395.00	377,889.00	\$389,284									\$389,284	
07/19/90	07/23/90		270,880.00	\$270,880									\$270,880	
07/27/90	07/30/90	70,561.00		\$70,561									\$70,561	
08/16/90	08/17/90		171,567.00	\$171,567									\$171,567	
09/20/90	09/24/90		391,854.00	\$391,854									\$391,854	
10/23/90	10/24/90		241,341.00	\$241,341									\$241,341	
11/13/90	11/15/90		207,513.00	\$207,513									\$207,513	
12/18/90	12/20/90		118,212.00	\$118,212									\$118,212	
01/18/91	01/23/91		153,604.00	\$153,604									\$153,604	
02/20/91	02/22/91		113,593.00	\$113,593									\$113,593	
03/21/91	03/25/91		58,070.00	\$58,070									\$58,070	
05/07/91	05/09/91		44,217.00	\$44,217	\$44,217								\$44,217	
07/02/91	07/05/91		280,314.00	\$280,314		\$280,314							\$280,314	
TOTAL - DENVER SE				279,594.30	3,073,381.70	\$3,028,445	\$44,217	\$280,314	\$0	\$0	\$0	\$0	\$0	\$3,352,976

DRAW REC.	DRAW REC.	PURPOSE	ADMIN'TN	PROJECT	GRANT					TOTAL GRANTS	
					1989	1990	1991	1992	1993		
CITY OF CUNAY (DL)											
1007/82	1009/82	86,327.00									86,327
1023/82	1027/82	128,093.00									128,093
11/1/82	11/1/82	129,229.00			129,229						129,229
12/1/82	12/2/82	86,713.00			86,713						86,713
01/14/83	01/17/83	73,866.00			73,866						73,866
02/23/83	02/24/83	33,879.00			33,879						33,879
04/08/83	04/08/83	22,839.00			22,839						22,839
06/16/83	06/16/83	3,321.00			3,321						3,321
07/12/83	07/14/83	26,214.00			26,214						26,214
07/26/83	07/28/83	6,219.00							6,219		6,219
08/17/83	08/19/83	8,765.00							8,765		8,765
09/28/83	09/30/83	14,914.00							14,914		14,914
11/04/83	11/06/83	81,362.00							81,362		81,362
12/23/83	12/27/83	32,137.00							32,137		32,137
TOTAL - CUNAY					\$0	\$194,420	\$345,081	\$123,377	\$0	\$0	\$662,848
1882B - CITY OF LONGMONT (DL)											
09/28/82	10/01/82	3,767.00									3,767
07/18/83	07/18/83	69,374.00			69,374						69,374
02/08/84	02/10/84	53,048.00									53,048
07/13/84	07/15/84	338,340.00			338,340						338,340
09/14/84	09/16/84	6,492.00			6,492						6,492
12/28/84	12/30/84	601,816.00			601,816						601,816
03/08/85	03/08/85	139,119.00			139,119						139,119
07/18/85	07/20/85	189,328.00			189,328						189,328
09/05/85	09/07/85	116,741.00			116,741						116,741
03/25/86	03/27/86	10,849.00							10,849		10,849
09/07/86	09/09/86	28,347.00							28,347		28,347
02/04/87	02/06/87	3,149.00							3,149		3,149
06/29/87	10/01/87	22,191.00							22,191		22,191
TOTAL - LONGMONT					\$0	\$3,767	\$89,374	\$1,340,881	\$64,538	\$0	\$1,498,558
MONTEROSE COUNTY (DL)											
06/06/83	06/10/83	66,537.00									66,537
06/29/83	07/01/83	43,218.00			43,218						43,218
07/28/83	07/30/83	96,286.00			96,286						96,286
06/25/83	06/30/83	18,933.00			18,933						18,933
11/29/83	12/01/83	1,969.00			1,969						1,969
TOTAL - MONTEROSE CNTY					\$0	\$0	\$398,766	\$116,177	\$0	\$0	\$514,932

DRAW REQ.	DRAW REC.	PURPOSE		1989 GRANT	1990 GRANT	1991 GRANT	1992 GRANT	1993 GRANT	1994 GRANT	1995 GRANT	1996 GRANT	1997 GRANT	TOTAL GRANTS
		ADMN/NTN	PROJECT										
1992B - CITY of FORT COLLINS (LL):													
10/26/92	10/28/92		281,811.00			\$281,811							\$281,811
11/09/92	11/12/92		366,538.00			\$366,538							\$366,538
11/23/92	11/25/92		284,118.00			\$284,118							\$284,118
12/21/92	12/23/92		445,181.00			\$445,181							\$445,181
01/22/93	01/26/93		479,430.00			\$479,430							\$479,430
02/24/93	02/26/93		583,130.00			\$583,130							\$583,130
03/23/93	03/29/93		545,128.00			\$545,128							\$545,128
04/20/93	04/23/93		905,657.00			\$905,657							\$905,657
05/18/93	05/20/93		1,568,742.00	\$156,498		\$1,412,244							\$1,568,742
06/23/93	06/25/93		681,563.00				\$681,563						\$681,563
07/22/93	07/26/93		744,750.00			\$350,739	\$394,011						\$744,750
08/24/93	08/27/93		519,341.00				\$519,341						\$519,341
09/22/93	09/24/93		451,198.00				\$451,198						\$451,198
10/19/93	10/21/93		313,202.00				\$313,202						\$313,202
11/23/93	11/26/93		277,097.00				\$277,097						\$277,097
12/22/93	12/27/93		103,163.00				\$103,163						\$103,163
01/25/94	01/27/94		124,587.00				\$124,587						\$124,587
02/18/94	02/22/94		68,725.00				\$68,725						\$68,725
03/02/94	03/04/94		343,774.00				\$343,774						\$343,774
03/16/94	03/18/94		49,765.00				\$49,765						\$49,765
04/26/94	04/29/94		71,456.00				\$71,456						\$71,456
05/18/94	05/20/94		47,640.00				\$47,640						\$47,640
06/20/94	06/22/94		30,360.00				\$30,360						\$30,360
08/02/94	08/04/94		9,534.00				\$9,534						\$9,534
09/08/94	09/12/94		21,831.00				\$21,831						\$21,831
09/22/94	09/26/94		35,277.00				\$35,277						\$35,277
08/30/95	09/01/95		131,007.00				\$131,007						\$131,007
02/28/96	03/01/96		82,695.00					\$82,695					\$82,695
TOTAL - FORT COLLINS		0.00	9,548,700.00	\$0	\$156,498	\$5,635,976	\$3,673,531	\$82,695	\$0	\$0	\$0	\$0	\$9,548,700
LEVERAGED LOAN SURPLUS MATCHING ACCOUNT (LL):													
02/23/94	02/25/94	109,296.00					\$109,296						\$109,296
06/29/94	07/05/94	120,497.00					\$120,497						\$120,497
08/24/94	08/26/94	119,134.00					\$119,134						\$119,134
11/07/94	11/09/94	118,110.00					\$118,110						\$118,110
02/06/95	02/08/95	143,376.00					\$143,376						\$143,376
05/15/95	06/17/95	167,467.00					\$167,467						\$167,467
08/21/95	08/23/95	154,710.00					\$154,710						\$154,710
11/08/95	11/10/95	150,082.00					\$150,082						\$150,082
03/06/96	03/08/96	159,394.00						\$159,394					\$159,394
07/02/96	07/05/96	207,172.00						\$207,172					\$207,172
09/11/96	09/13/96	191,618.00						\$191,618					\$191,618
12/06/96	12/10/96	194,769.00						\$194,769					\$194,769
02/21/97	02/25/97	182,869.00									\$182,869		\$182,869
08/20/97	08/22/97	189,362.00									\$189,362		\$189,362
10/20/97	10/22/97	78,628.00									\$78,628		\$78,628
TOTAL - L.L. MATCHING		2,288,484.00	0.00	\$0	\$0	\$0	\$1,082,672	\$752,393	\$450,859	\$0	\$0	\$0	\$2,288,484

DRAW REQ.	DRAW REC.	PURPOSE		1989 GRANT	1990 GRANT	1991 GRANT	1992 GRANT	1993 GRANT	1994 GRANT	1995 GRANT	1996 GRANT	1997 GRANT	TOTAL GRANTS
		ADMINTN	PROJECT										
CITY of FORT LUPTON (DL):													
04/25/94	04/29/94		166,666.00				\$166,666						\$166,666
TOTAL - FORT LUPTON DL		0.00	166,666.00	\$0	\$0	\$0	\$166,666	\$0	\$0	\$0	\$0	\$0	\$166,666
ST. MARY'S GLACIER WATER & SANITATION DISTRICT (DL):													
08/25/94	08/30/94		15,351.00				\$15,351						\$15,351
10/28/94	11/01/94		13,124.00				\$13,124						\$13,124
06/27/95	06/29/95		10,280.00				\$10,280						\$10,280
03/19/96	03/21/96		46,243.00					\$46,243					\$46,243
10/15/96	10/17/96		28,627.00					\$28,627					\$28,627
06/29/97	06/02/97		11,375.00					\$11,375					\$11,375
TOTAL - ST. MARY'S		0.00	126,000.00	\$0	\$0	\$0	\$38,756	\$86,245	\$0	\$0	\$0	\$0	\$126,000
1994A - CITY of GREELEY (LL):													
10/12/94	10/14/94		454,288.00				\$454,288						\$454,288
12/19/94	12/21/94		298,721.00				\$298,721						\$298,721
01/31/95	02/02/95		122,191.00				\$122,191						\$122,191
03/13/95	03/16/95		123,928.00				\$123,928						\$123,928
04/05/95	04/07/95		195,794.00				\$195,794						\$195,794
06/06/95	06/09/95		108,918.00				\$108,918						\$108,918
05/23/95	05/25/95		\$1,621.00				\$51,621						\$51,621
06/15/95	06/18/95		285,279.00				\$285,279						\$285,279
07/21/95	07/25/95		185,443.00				\$185,443						\$185,443
08/16/95	08/18/95		216,529.00				\$216,529						\$216,529
09/19/95	09/21/95		494,268.00				\$494,268						\$494,268
10/19/95	10/23/95		417,834.00				\$417,834						\$417,834
11/17/95	11/21/95		281,367.00				\$60,027	\$201,340					\$281,367
12/20/95	12/26/95		151,050.00					\$151,050					\$151,050
01/22/96	01/24/96		113,564.00					\$113,564					\$113,564
02/23/96	02/27/96		171,550.00					\$171,550					\$171,550
04/23/96	04/25/96		12,980.00					\$12,980					\$12,980
12/19/96	12/23/96		1,475.00					\$1,475					\$1,475
TOTAL - GREELEY		0.00	3,664,800.00	\$0	\$0	\$0	\$3,012,841	\$651,959	\$0	\$0	\$0	\$0	\$3,664,800

DRAW REQ.	DRAW REC.	PURPOSE		1989 GRANT	1990 GRANT	1991 GRANT	1992 GRANT	1993 GRANT	1994 GRANT	1995 GRANT	1996 GRANT	1997 GRANT	TOTAL GRANTS
		ADMINTRN	PROJECT										
1994A - PARKER W&S DISTRICT (LL):													
12/08/94	12/12/94		66,319.00				\$66,319						\$66,319
02/08/95	02/10/95		174,876.00				\$174,876						\$174,876
04/21/95	04/26/95		212,739.00				\$212,739						\$212,739
07/28/95	08/01/95		130,781.00				\$130,781						\$130,781
TOTAL - PARKER W&S		0.00	584,415.00	\$0	\$0	\$0	\$584,415	\$0	\$0	\$0	\$0	\$0	\$584,415
1994A - TOWN of WINDSOR (LL):													
01/04/95	01/06/95		73,487.00				\$73,487						\$73,487
05/03/95	05/05/95		108,775.00				\$108,775						\$108,775
06/06/95	06/08/95		96,723.00				\$96,723						\$96,723
06/28/95	06/30/95		93,579.00				\$93,579						\$93,579
07/26/95	07/28/95		98,276.00				\$98,276						\$98,276
08/21/95	08/23/95		138,861.00				\$138,861						\$138,861
09/19/95	09/21/95		154,515.00				\$154,515						\$154,515
10/17/95	10/19/95		111,029.00				\$111,029						\$111,029
12/20/95	12/26/95		56,868.00					\$56,868					\$56,868
01/25/96	01/29/96		71,307.00					\$71,307					\$71,307
03/01/96	03/05/96		41,681.00					\$41,681					\$41,681
09/12/96	09/16/96		25,162.00					\$25,162					\$25,162
TOTAL - WINDSOR		0.00	1,069,263.00	\$0	\$0	\$0	\$874,245	\$195,018	\$0	\$0	\$0	\$0	\$1,069,263
1994A - TOWN of ALAMOSA (LL):													
01/10/95	01/12/95		215,972.00				\$215,972						\$215,972
02/28/95	03/02/95		219,720.00				\$219,720						\$219,720
06/14/95	06/16/95		541,208.00				\$541,208						\$541,208
06/28/95	06/30/95		111,643.00				\$111,643						\$111,643
07/28/95	08/01/95		124,702.00				\$124,702						\$124,702
10/03/95	10/05/95		51,337.00				\$51,337						\$51,337
03/20/96	03/22/96		71,498.00					\$71,498					\$71,498
TOTAL - ALAMOSA		0.00	1,336,080.00	\$0	\$0	\$0	\$1,264,582	\$71,498	\$0	\$0	\$0	\$0	\$1,336,080

DRAW REC.	DRAW REC.	PURPOSE ADMINTRN PROJECT	1989 GRANT	1990 GRANT	1991 GRANT	1992 GRANT	1993 GRANT	1994 GRANT	1995 GRANT	1996 GRANT	1997 GRANT	TOTAL GRANTS
1994A - GENESEE WAS DISTRICT (LL)												
03/28/95	03/30/95	22,081.00				\$22,081						\$22,081
07/25/95	07/27/95	42,842.00				\$42,842						\$42,842
08/16/95	08/18/95	5,591.00				\$5,591						\$5,591
08/23/95	08/24/95	43,388.00				\$43,388						\$43,388
08/18/95	08/20/95	47,480.00				\$47,480						\$47,480
10/16/95	10/18/95	56,202.00				\$56,202						\$56,202
11/10/95	11/14/95	71,528.00				\$71,528						\$71,528
12/20/95	12/26/95	81,172.00					\$81,172					\$81,172
01/18/96	01/22/96	42,915.00					\$42,915					\$42,915
02/15/96	02/20/96	52,580.00					\$52,580					\$52,580
TOTAL - GENESEE WASD	0.00	465,787.00	\$0	\$0	\$0	\$295,990	\$175,667	\$0	\$0	\$0	\$0	\$465,757
CITY of FRUITA (DL)												
05/16/95	05/18/95	65,936.00				\$65,936						\$65,936
06/21/95	06/23/95	30,998.00				\$30,998						\$30,998
07/21/95	07/26/95	14,547.00				\$14,547						\$14,547
08/05/95	08/07/95	12,726.00				\$12,726						\$12,726
10/02/95	10/04/95	5,325.00				\$5,325						\$5,325
TOTAL - FRUITA DL	0.00	129,536.00	\$0	\$0	\$0	\$129,530	\$0	\$0	\$0	\$0	\$0	\$129,530
1992A - EAGLE RIVER W.A.S.D. (LL)												
05/25/95	05/30/95	284,276.00				\$284,276						\$284,276
02/02/96	02/06/96	278,694.00					\$278,694					\$278,694
05/23/96	05/28/96	383,172.00					\$383,172					\$383,172
07/16/96	07/18/96	481,731.00					\$481,731					\$481,731
10/09/96	10/11/96	90,703.00					\$90,703					\$90,703
12/16/96	12/18/96	103,956.00					\$103,956					\$103,956
09/02/97	09/04/97	81,261.00					\$81,261					\$81,261
11/20/97	11/24/97	33,507.00					\$33,507					\$33,507
TOTAL - EAGLE RIVER-92A	0.00	1,737,300.00	\$0	\$0	\$0	\$284,276	\$1,453,024	\$0	\$0	\$0	\$0	\$1,737,300
1995A - CRAIG (LL)												
07/21/95	07/26/95	233,832.00				\$233,832						\$233,832
09/19/95	09/21/95	109,567.00				\$109,567						\$109,567
12/16/95	12/18/95	15,701.00					\$15,701					\$15,701
TOTAL - CRAIG	0.00	359,100.00	\$0	\$0	\$0	\$343,399	\$15,701	\$0	\$0	\$0	\$0	\$359,100

DRAW REQ.	DRAW REC.	PURPOSE		1989 GRANT	1990 GRANT	1991 GRANT	1992 GRANT	1993 GRANT	1994 GRANT	1995 GRANT	1996 GRANT	1997 GRANT	TOTAL GRANTS
		ADMIN TN	PROJECT										
1995A - FORT MORGAN (LL):													
07/11/95	07/13/95		51,874.00				\$51,874						\$51,874
(Original EPA Fax was lost, actual EPA disbursement occurred on 7/25/95.)													
06/04/95	06/06/95		\$3,215.00				\$93,215						\$93,215
09/11/95	09/13/95		96,547.00				\$96,547						\$96,547
10/11/95	10/13/95		133,507.00				\$133,507						\$133,507
11/06/95	11/08/95		169,206.00				\$169,206						\$169,206
12/15/95	12/19/95		156,944.00					\$156,944					\$156,944
01/08/96	01/10/96		174,597.00					\$174,597					\$174,597
02/09/96	02/13/96		222,768.00					\$222,768					\$222,768
03/08/96	03/12/96		210,411.00					\$210,411					\$210,411
04/05/96	04/09/96		260,455.00					\$260,455					\$260,455
05/03/96	05/07/96		230,335.00					\$230,335					\$230,335
06/07/96	06/11/96		167,037.00					\$167,037					\$167,037
07/12/96	07/16/96		151,111.00					\$151,111					\$151,111
08/20/96	08/22/96		134,990.00					\$134,990					\$134,990
09/10/96	09/12/96		128,999.00					\$128,999					\$128,999
10/29/96	10/31/96		75,141.00					\$75,141					\$75,141
11/15/96	11/19/96		49,785.00					\$49,785					\$49,785
12/26/96	12/30/96		198,493.00					\$198,493					\$198,493
05/15/97	05/19/97		3,010.00					\$3,010					\$3,010
TOTAL - FORT MORGAN				\$0	\$0	\$0	\$644,349	\$2,164,076	\$0	\$0	\$0	\$0	\$2,708,425
PARKER WATER & SANITATION DISTRICT (DL):													
09/19/95	09/21/95		416,667.00				\$416,667						\$416,667
TOTAL - PARKER W&SD DL				\$0	\$0	\$0	\$416,667	\$0	\$0	\$0	\$0	\$0	\$416,667
LOG LANE VILLAGE (DL):													
10/24/95	10/26/95		34,161.00				\$34,161						\$34,161
12/20/95	12/26/95		125,805.00					\$125,805					\$125,805
01/10/97	01/14/97		40,033.00					\$40,033					\$40,033
09/09/97	09/11/97		8,334.00					\$8,334					\$8,334
TOTAL - LOG LANE VLG				\$0	\$0	\$0	\$34,161	\$174,172	\$0	\$0	\$0	\$0	\$208,333

DRAW REQ.	DRAW REC.	PURPOSE		1989 GRANT	1990 GRANT	1991 GRANT	1992 GRANT	1993 GRANT	1994 GRANT	1995 GRANT	1996 GRANT	1997 GRANT	TOTAL GRANTS
		ADMNTN	PROJECT										
ROXBOROUGH PARK (LL):													
11/08/95	11/10/95		250,000.00				\$250,000						\$250,000
02/01/96	02/05/96		250,000.00					\$250,000					\$250,000
TOTAL - ROXBOROUGH		0.00	500,000.00	\$0	\$0	\$0	\$250,000	\$250,000	\$0	\$0	\$0	\$0	\$500,000
1995A - WINTER PARK W&S DISTRICT (LL):													
11/06/95	11/08/95		3,013.00				\$3,013						\$3,013
11/06/95	11/08/95		1,854.00				\$1,854						\$1,854
12/12/95	12/14/95		1,636.00					\$1,636					\$1,636
04/04/96	04/08/96		21,930.00					\$21,930					\$21,930
07/23/96	07/28/96		3,817.00					\$3,817					\$3,817
11/06/96	11/08/96		6,543.00					\$6,543					\$6,543
02/12/97	02/14/97		20,658.00					\$20,658					\$20,658
05/23/97	05/28/97		9,324.00					\$9,324					\$9,324
07/14/97	07/16/97		15,000.00					\$15,000					\$15,000
07/22/97	07/24/97		26,186.00					\$26,186					\$26,186
07/30/97	08/01/97		63,180.00					\$63,180					\$63,180
09/10/97	09/12/97		41,659.00					\$41,659					\$41,659
09/18/97	09/22/97		8,455.00					\$8,455					\$8,455
09/18/97	09/22/97		5,081.00					\$5,081					\$5,081
09/30/97	10/02/97		46,243.00					\$46,243					\$46,243
09/30/97	10/02/97		6,878.00					\$6,878					\$6,878
10/24/97	10/28/97		8,695.00					\$8,695					\$8,695
10/24/97	10/28/97		242.00					\$242					\$242
11/05/97	11/07/97		71,507.00					\$71,507					\$71,507
12/12/97	12/16/97		6,412.00						\$6,412				\$6,412
12/15/97	12/17/97		92,059.00						\$92,059				\$92,059
TOTAL - WINTER PARK		0.00	460,171.00	\$0	\$0	\$0	\$4,867	\$356,833	\$98,471	\$0	\$0	\$0	\$460,171
1995A - BRIGHTON (LL):													
12/19/95	12/28/95		191,689.00					\$191,689					\$191,689
03/13/96	03/15/96		22,858.00					\$22,858					\$22,858
12/09/96	12/11/96		209,668.00					\$209,668					\$209,668
TOTAL - BRIGHTON		0.00	424,215.00	\$0	\$0	\$0	\$0	\$424,215	\$0	\$0	\$0	\$0	\$424,215
1995A - STEAMBOAT SPRINGS (LL):													
01/23/96	01/25/96		273,650.00					\$273,650					\$273,650
06/06/96	06/08/96		70,261.00					\$70,261					\$70,261
12/16/96	12/18/96		15,555.00					\$15,555					\$15,555
02/06/97	02/10/97		594.00					\$594					\$594
TOTAL - STEAMBOAT		0.00	360,050.00	\$0	\$0	\$0	\$0	\$360,050	\$0	\$0	\$0	\$0	\$360,050

DRAW REQ.	DRAW REC.	PURPOSE		1989 GRANT	1990 GRANT	1991 GRANT	1992 GRANT	1993 GRANT	1994 GRANT	1995 GRANT	1996 GRANT	1997 GRANT	TOTAL GRANTS
		ADMIN TN	PROJECT										
1995A - EAGLE RIVER W.A.S.D. (LL)													
02/02/96	02/06/96		621,783.00					\$621,783					\$621,783
05/23/96	05/28/96		114,378.00					\$114,378					\$114,378
07/16/96	07/18/96		476,820.00					\$476,820					\$476,820
10/09/96	10/15/96		299,375.00					\$299,375					\$299,375
12/16/96	12/18/96		169,265.00					\$169,265					\$169,265
09/02/97	09/04/97		129,587.00					\$129,587					\$129,587
11/20/97	11/24/97		85,837.00					\$85,837					\$85,837
TOTAL - EAGLE RIVER-95A		0.00	1,797,045.00	\$0	\$0	\$0	\$0	\$1,797,045	\$0	\$0	\$0	\$0	\$1,797,045
1996A - CRESTED BUTTE (LL)													
09/12/96	09/17/96		75,928.00					\$75,928					\$75,928
10/02/96	10/04/96		64,776.00					\$64,776					\$64,776
10/22/96	10/24/96		49,862.00					\$49,862					\$49,862
11/25/96	11/27/96		75,363.00					\$75,363					\$75,363
12/18/96	12/23/96		23,954.00					\$23,954					\$23,954
01/21/97	01/23/97		35,357.00					\$35,357					\$35,357
02/27/97	03/03/97		13,558.00					\$13,558					\$13,558
03/17/97	03/19/97		19,253.00					\$19,253					\$19,253
04/15/97	04/17/97		54,318.00					\$54,318					\$54,318
05/15/97	05/19/97		75,379.00					\$75,379					\$75,379
06/18/97	06/20/97		26,019.00					\$26,019					\$26,019
07/14/97	07/16/97		85,767.00					\$85,767					\$85,767
08/20/97	08/22/97		45,745.00					\$45,745					\$45,745
09/17/97	09/19/97		77,618.00					\$77,618					\$77,618
10/17/97	10/21/97		60,824.00					\$60,824					\$60,824
12/04/97	12/08/97		11,879.00					\$11,879					\$11,879
TOTAL - CRESTED BUTTE		0.00	795,600.00	\$0	\$0	\$0	\$0	\$795,600	\$0	\$0	\$0	\$0	\$795,600
1996A - MT. CRESTED BUTTE (LL)													
09/17/96	09/19/96		41,765.00					\$41,765					\$41,765
10/02/96	10/04/96		40,784.00					\$40,784					\$40,784
11/15/96	11/19/96		44,712.00					\$44,712					\$44,712
11/25/96	11/27/96		30,318.00					\$30,318					\$30,318
12/18/96	12/20/96		11,731.00					\$11,731					\$11,731
01/21/97	01/23/97		8,530.00					\$8,530					\$8,530
03/17/97	03/19/97		55,982.00					\$55,982					\$55,982
04/15/97	04/17/97		45,658.00					\$45,658					\$45,658
05/15/97	05/19/97		28,411.00					\$28,411					\$28,411
06/30/97	07/02/97		9,728.00					\$9,728					\$9,728
07/22/97	07/24/97		32,347.00					\$32,347					\$32,347
08/20/97	08/22/97		11,542.00					\$11,542					\$11,542
09/17/97	09/19/97		1,220.00					\$1,220					\$1,220
10/21/97	10/23/97		11,823.00					\$11,823					\$11,823
12/04/97	12/08/97		17,506.00					\$17,506					\$17,506
TOTAL - MT. CRESTED		0.00	392,057.00	\$0	\$0	\$0	\$0	\$392,057	\$0	\$0	\$0	\$0	\$392,057
CITY of BROOMFIELD (DL)													
12/03/96	12/05/96		2,095,099.00					\$2,000,000	\$95,099				\$2,095,099
TOTAL - BROOMFIELD		0.00	2,095,099.00	\$0	\$0	\$0	\$0	\$2,000,000	\$95,099	\$0	\$0	\$0	\$2,095,099

DRAW REQ.	DRAW REC.	PURPOSE		1989 GRANT	1990 GRANT	1991 GRANT	1992 GRANT	1993 GRANT	1994 GRANT	1996 GRANT	1996 GRANT	1997 GRANT	TOTAL GRANTS
		ADMIN TN	PROJECT										
<u>TOWN of ORDWAY (DL):</u>													
12/16/96	12/16/96		168,723.00					\$168,723					\$168,723
01/10/97	01/14/97		55,392.00					\$55,392					\$55,392
03/10/97	03/12/97		26,579.00					\$26,579					\$26,579
04/17/97	04/22/97		40,872.00					\$40,872					\$40,872
TOTAL - ORDWAY		0.00	291,666.00	\$0	\$0	\$0	\$0	\$291,666	\$0	\$0	\$0	\$0	\$291,666
<u>1996A - FOUNTAIN SAN. DIST. (LL):</u>													
12/20/96	12/24/96		15,477.00					\$15,477					\$15,477
07/14/97	07/16/97		32,040.00					\$32,040					\$32,040
07/29/97	08/01/97		152,774.00					\$152,774					\$152,774
09/10/97	09/12/97		90,097.00					\$90,097					\$90,097
10/15/97	10/17/97		71,945.00					\$71,945					\$71,945
11/17/97	11/19/97		62,178.00					\$62,178					\$62,178
12/10/97	12/12/97		80,983.00					\$2,652	\$78,331				\$80,983
TOTAL - FOUNTAIN		0.00	506,494.00	\$0	\$0	\$0	\$0	\$427,163	\$78,331	\$0	\$0	\$0	\$505,494
<u>TOWN of LYONS (DL):</u>													
01/09/97	01/13/97		39,054.00					\$39,054					\$39,054
01/24/97	01/28/97		98,239.00					\$98,239					\$98,239
02/24/97	02/26/97		71,381.00					\$71,381					\$71,381
04/03/97	04/07/97		160,421.00					\$160,421					\$160,421
07/14/97	07/16/97		52,830.00					\$52,830					\$52,830
TOTAL - LYONS		0.00	421,925.00	\$0	\$0	\$0	\$0	\$421,925	\$0	\$0	\$0	\$0	\$421,925
<u>TOWN of VONA (DL):</u>													
03/06/97	03/10/97		16,938.00					\$16,938					\$16,938
06/02/97	06/04/97		800.00					\$800					\$800
07/08/97	07/10/97		270.00					\$270					\$270
08/14/97	08/18/97		310.00					\$310					\$310
09/25/97	09/29/97		45,777.00					\$45,777					\$45,777
TOTAL - VONA		0.00	64,095.00	\$0	\$0	\$0	\$0	\$64,095	\$0	\$0	\$0	\$0	\$64,095
<u>1996A - CITY of IDAHO SPRINGS (LL):</u>													
03/28/97	04/03/97		19,153.00					\$19,153					\$19,153
09/30/97	10/02/97		8,157.00					\$8,157					\$8,157
TOTAL - IDAHO SPRINGS		0.00	27,310.00	\$0	\$0	\$0	\$0	\$27,310	\$0	\$0	\$0	\$0	\$27,310

DRAW REQ.	DRAW REC.	PURPOSE		1989 GRANT	1990 GRANT	1991 GRANT	1992 GRANT	1993 GRANT	1994 GRANT	1995 GRANT	1996 GRANT	1997 GRANT	TOTAL GRANTS
		ADMINTN	PROJECT										
TOWN of MANZANOLA (DL):													
06/10/97	06/12/97		6,750.00					\$6,750					\$6,750
10/21/97	10/23/97		617.00					\$617					\$617
11/20/97	11/24/97		829.00					\$829					\$829
12/29/97	12/31/97		6,757.00						\$6,757				\$6,757
TOTAL - MANZANOLA		0.00	14,753.00	\$0	\$0	\$0	\$0	\$7,996	\$6,767	\$0	\$0	\$0	\$14,763
1997A - TOWN of EAGLE (LL):													
06/24/97	06/26/97		212,791.00					\$212,791					\$212,791
07/28/97	07/30/97		156,054.00					\$156,054					\$156,054
08/20/97	08/22/97		55,860.00					\$55,860					\$55,860
09/11/97	09/15/97		63,531.00					\$63,531					\$63,531
11/03/97	11/05/97		231,742.00					\$231,742					\$231,742
TOTAL - EAGLE		0.00	719,978.00	\$0	\$0	\$0	\$0	\$719,978	\$0	\$0	\$0	\$0	\$719,978
PAGOSA SPRINGS SANITATION DISTRICT (DL):													
06/30/97	07/02/97		18,937.00					\$18,937					\$18,937
07/11/97	07/15/97		88,578.00					\$88,578					\$88,578
09/10/97	09/12/97		155,879.00					\$155,879					\$155,879
10/14/97	10/16/97		135,044.00					\$135,044					\$135,044
11/12/97	11/14/97		37,939.00					\$37,939					\$37,939
12/15/97	12/17/97		41,391.00						\$41,391				\$41,391
TOTAL - PAGOSA SPRINGS		0.00	477,768.00	\$0	\$0	\$0	\$0	\$436,377	\$41,391	\$0	\$0	\$0	\$477,768
1997A - TOWN of CARBONDALE (LL):													
07/08/97	07/10/97		23,099.00					\$23,099					\$23,099
11/17/97	11/19/97		82,240.00					\$82,240					\$82,240
TOTAL - CARBONDALE		0.00	105,339.00	\$0	\$0	\$0	\$0	\$105,339	\$0	\$0	\$0	\$0	\$105,339
1997A - CITY of WESTMINSTER (LL):													
10/03/97	10/07/97		1,330.00					\$1,330					\$1,330
TOTAL - WESTMINSTER		0.00	1,330.00	\$0	\$0	\$0	\$0	\$1,330	\$0	\$0	\$0	\$0	\$1,330
1997A - CITY of STERLING (LL):													
10/17/97	10/21/97		49,666.00					\$49,666					\$49,666
11/07/97	11/12/97		104,074.00					\$104,074					\$104,074
12/09/97	12/11/97		69,480.00					\$69,480					\$69,480
TOTAL - STERLING		0.00	223,220.00	\$0	\$0	\$0	\$0	\$223,220	\$0	\$0	\$0	\$0	\$223,220

DRAW REQ.	DRAW REC.	PURPOSE		1989 GRANT	1990 GRANT	1991 GRANT	1992 GRANT	1993 GRANT	1994 GRANT	1995 GRANT	1996 GRANT	1997 GRANT	TOTAL GRANTS
		ADMIN'TN	PROJECT										
1997A - BRECKENRIDGE SAN DIST. (LL)													
12/05/97	12/09/97		145,362.00					\$145,362					\$145,362
TOTAL - BRECKENRIDGE		0.00	145,362.00	\$0	\$0	\$0	\$0	\$145,362	\$0	\$0	\$0	\$0	\$145,362
1997A - PARKER W&S DISTRICT (LL)													
12/05/97	12/09/97		238,506.00					\$238,506					\$238,506
TOTAL - PARKER		0.00	238,506.00	\$0	\$0	\$0	\$0	\$238,506	\$0	\$0	\$0	\$0	\$238,506
TOTAL - ALL PROJECTS		\$3,753,137.22	\$69,149,627.78	\$8,585,700	\$14,364,977	\$18,264,479	\$15,542,100	\$15,374,601	\$770,908	\$0	\$0	\$0	\$72,902,765.00

SUMMARY OF EPA CAPITAL CONTRIBUTIONS	1989 GRANT	1990 GRANT	1991 GRANT	1992 GRANT	1993 GRANT	1994 GRANT	1995 GRANT	1996 GRANT	1997 GRANT	TOTAL GRANTS
TOTAL ADMINISTRATION COSTS ALLOWABLE PER GRANT (4% of Grant Awarded * (5/6))	\$286,190.00	\$478,832.00	\$608,816.00	\$518,070.00	\$512,486.00	\$317,870.00	\$328,400.00	\$537,954.00	\$164,520.00	\$3,753,138.00
TOTAL CUMULATIVE ADMINISTRATION COSTS PAID TO DATE	\$286,191.22	\$675,310.00	\$390,295.00	\$1,297,569.00	\$752,953.00	\$450,859.00	\$0.00	\$0.00	\$0.00	\$3,753,137.22
TOTAL CUMULATIVE PROJECT COSTS PAID TO DATE	\$8,299,508.78	\$13,789,667.00	\$17,874,224.00	\$14,244,531.00	\$14,621,648.00	\$320,049.00	\$0.00	\$0.00	\$0.00	\$69,149,627.78
TOTAL CUMULATIVE COSTS PAID TO DATE PER GRANT	\$8,585,700.00	\$14,364,977.00	\$18,264,479.00	\$15,542,100.00	\$15,374,601.00	\$770,908.00	\$0.00	\$0.00	\$0.00	\$72,902,765.00

SUMMARY OF EPA CAPITAL CONTRIBUTIONS PER THE GENERAL LEDGER

EPA CAPITAL CONTRIBUTIONS RECORDED as of DECEMBER 31, 1997 \$72,902,765

TOTAL CUMULATIVE EPA CAPITAL CONTRIBUTIONS to the
WATER POLLUTION CONTROL REVOLVING FUND INCEPTION to DATE \$72,902,765

*ORIGINAL 1990 GRANT WAS ISSUED ON MARCH 28, 1990, FOR \$10,112,428. AMENDED 1990 GRANT #1 WAS ISSUED ON SEPT. 27, 1990, FOR AN ADDITIONAL \$4,252,549.
 *ORIGINAL 1991 GRANT WAS ISSUED ON MARCH 27, 1991, FOR \$16,416,100. AMENDED 1991 GRANT #2 WAS ISSUED ON SEPT. 26, 1991, FOR AN ADDITIONAL \$2,000,000.
 AMENDED 1991 GRANT #3 WAS ISSUED ON JUNE 24, 1992, DE-OBLIGATING \$151,621 FOR USE IN THE COLORADO W.Q.C.D. NONPOINT SOURCE PROGRAM.
 *ORIGINAL 1996 GRANT WAS ISSUED ON JANUARY 26, 1996, FOR \$2,627,300. AMENDED 1996 GRANT #1 WAS ISSUED ON MARCH 20, 1996, FOR AN ADDITIONAL \$1,226,300.
 AMENDED 1996 GRANT #2 WAS ISSUED ON MAY 7, 1996, FOR AN ADDITIONAL \$1,870,000. AMENDED 1996 GRANT #3 WAS ISSUED ON JULY 31, 1996,
 FOR AN ADDITIONAL \$4,630,018. AMENDED GRANT #4 WAS ISSUED ON SEPTEMBER 23, 1996, FOR AN ADDITIONAL \$6,785,000.

Exhibit C

Loan Summary

**WATER POLLUTION CONTROL REVOLVING FUND (WPCRF)
LOAN SUMMARY as of 12/31/97**

EXISTING LOANS

A - Cash Provided by Loan Recipient	D - Revenue Bonds
B - Cash Provided by Authority	E - Direct Loan Pre-Construction
C - Cash Provided by WPCRF Admin. Acct.	Account Interest Income (Cash)

LEVERAGED LOAN PROGRAM

	BORROWER	DATE of BOND ISSUE	ORIGINAL LOAN AMOUNT	LOAN TERM	EFFECTIVE INTEREST RATE	FEDERAL GRANT AMOUNT	STATE MATCH PROVIDED		DATE ST. MATCH PROVIDED
1989A	DENVER SOUTHEAST SUBURBAN	12/21/89	6,905,000.00	20 YEARS	4.63%	3,073,381.70	634,118.30	D	12/21/89
1990A	TOWN of CASTLE ROCK	8/30/90	4,319,911.00	20 YEARS	5.20%	2,147,505.40	429,910.53	D	8/30/90
1991A	CITY of ENGLEWOOD	1/31/91	12,750,000.00	22 YEARS	4.64%	6,464,024.04	1,292,811.89	D	1/31/91
1991A	CITY of LITTLETON (REVENUE)	1/31/91	5,000,694.16	22 YEARS	4.64%	2,535,263.31	507,055.44	D	1/31/91
1991A	CITY of LITTLETON (GEN. OBLIG.)	1/31/91	7,750,000.00	22 YEARS	4.64%	3,929,112.65	785,826.83	D	1/31/91
1991B	METRO WASTEWATER RECLAM. DISTRICT	7/10/91	21,910,000.00	20 YEARS	4.58%	11,125,000.00	2,225,000.00	D	7/10/91
1992A	CITY of FORT LUPTON	7/16/92	4,200,000.00	21 YEARS	5.17%	1,151,100.00	230,220.00	B	7/16/92
1992A	FRISCO SANITATION DISTRICT	7/16/92	4,500,000.00	20 YEARS	5.17%	1,455,800.00	291,160.00	B	7/16/92
1992A	UPPER EAGLE VALLEY CONS. SN DISTRICT	7/16/92	7,368,840.00	21 YEARS	5.17%	1,737,300.00	347,460.00	B	7/16/92
1992B	CITY of FORT COLLINS	8/18/92	24,540,580.00	23 YEARS	4.05%	9,548,700.00	1,909,740.00	B	8/18/92
1992B	CITY of LONGMONT	8/18/92	3,500,000.00	20 YEARS	3.96%	1,729,200.00	345,840.00	B	8/18/92
1994A	CITY of ALAMOSA	8/10/94	3,197,216.00	15 YEARS	3.77%	1,336,080.00	267,216.00	B	8/10/94
1994A	GENESEE WATER & SANITATION DISTRICT	8/10/94	1,498,151.50	20 YEARS	4.86%	465,757.00	93,152.00	B	8/10/94
1994A	CITY of GREELEY	8/10/94	13,457,960.00	20 YEARS	4.97%	3,664,800.00	732,960.00	B	8/10/94
1994A	PARKER WATER & SANITATION DISTRICT	8/10/94	1,781,883.00	20 YEARS	4.89%	584,415.00	116,883.00	B	8/10/94
1994A	TOWN of WINDSOR	8/10/94	3,998,852.50	15 YEARS	4.62%	1,069,263.00	213,852.00	B	8/10/94
1995A	CITY of BRIGHTON	5/31/95	5,080,483.75	20 YEARS	4.58%	1,277,418.75	255,483.75	B	5/31/95
1995A	CITY of CRAIG	5/31/95	1,096,820.00	20 YEARS	4.58%	359,100.00	71,820.00	B	5/31/95
1995A	CITY of FORT MORGAN	5/31/95	9,146,685.00	20 YEARS	4.59%	2,708,425.00	541,685.00	B	5/31/95
1995A	CITY of STEAMBOAT SPRINGS	5/31/95	1,563,550.00	20 YEARS	4.58%	492,750.00	98,550.00	B	5/31/95
1995A	UPPER EAGLE VALLEY CONS. SN DISTRICT	5/31/95	6,099,183.00	20 YEARS	4.58%	1,920,915.00	384,183.00	B	5/31/95
1995A	WINTER PARK WATER & SAN'TN DISTRICT	5/31/95	3,050,000.00	20 YEARS	4.59%	799,250.00	160,000.00	B	5/31/95
1996A	TOWN of CRESTED BUTTE	6/26/96	2,499,120.00	20 YEARS	4.73%	795,600.00	159,120.00	B	6/26/96
1996A	FOUNTAIN SANITATION DISTRICT	6/26/96	1,716,099.00	19 YEARS	4.71%	505,495.00	101,099.00	B	6/26/96
1996A	CITY of IDAHO SPRINGS	6/26/96	1,541,237.00	20 YEARS	4.74%	481,185.00	96,237.00	B	6/26/96
1996A	MT. CRESTED BUTTE WTR & SAN. DISTRICT	6/26/96	1,399,080.00	19 YEARS	4.74%	445,400.00	89,080.00	B	6/26/96
1997A	BRECKENRIDGE SANITATION DISTRICT	5/22/97	8,093,616.90	20 YEARS	4.53%	2,618,084.00	523,616.90	B	5/22/97
1997A	TOWN of CARBONDALE	5/22/97	2,327,490.20	10 YEARS	4.22%	662,451.00	132,490.20	B	5/22/97
1997A	TOWN of EAGLE	5/22/97	2,345,204.20	20 YEARS	4.53%	801,021.00	160,204.20	B	5/22/97
1997A	TOWN of ERIE	5/22/97	1,821,690.20	20 YEARS	4.54%	583,451.00	116,690.20	B	5/22/97
1997A	PARKER WATER & SANITATION DISTRICT	5/22/97	3,271,642.30	20 YEARS	4.54%	1,033,211.00	206,642.30	B	5/22/97
1997A	CITY of STERLING	5/22/97	2,499,524.10	20 YEARS	4.53%	822,620.00	164,524.10	B	5/22/97
1997A	CITY of WESTMINSTER	5/22/97	13,246,525.00	20 YEARS	4.54%	3,482,625.00	696,525.00	B	5/22/97
TOTAL LEVERAGED LOANS			\$193,477,038.81			\$71,806,703.86	\$14,381,156.64		

DIRECT LOAN PROGRAM

		FUNDS								
	BORROWER	DATE of LOAN	ORIGINAL LOAN AMOUNT	LOAN TERM	EFFECTIVE INTEREST RATE	FEDERAL GRANT AMOUNT	STATE MATCH PROVIDED	DATE ST. MATCH PROVIDED	REMAINING In PRE-CONST. as of 12/31/97	
1989	LARIMER COUNTY - MTN. RANGE SHADOWS	12/21/89	1,721,489.01	21 YEARS	3.15%	1,207,770.00	241,554.37	D 12/21/89	0.00	
1990	MOUNTAIN WATER & SANITATN DISTRICT	4/17/90	200,000.00	20 YEARS	1.43%	166,666.68	33,333.32	A 4/24/90	0.00	
1990	TOWN of WELLINGTON	6/01/90	375,000.00	20 YEARS	1.43%	312,500.00	62,499.90	A 6/07/90	0.00	
1991	DURANGO WEST METRO. DISTRICT #2	7/29/91	500,000.00	20 YEARS	4.50%	416,658.00	64,931.14	C 7/31/91	0.00	
1992	NUCLA SANITATION DISTRICT	5/11/92	180,000.00	20 YEARS	1.50%	149,999.00	30,001.48	A 5/11/92	0.00	
1992	DIVIDE WATER & SANITATION DISTRICT	7/15/92	69,000.00	9 YEARS	4.50%	57,500.00	11,500.00	C 9/09/92	0.00	
1992	CITY of OURAY	9/17/92	800,000.00	20 YEARS	4.50%	666,667.00	133,333.33	C 10/09/92	763.30	
1992	MONTRORSE COUNTY	10/30/92	257,919.26	20 YEARS	4.50%	214,932.00	42,967.17	C 6/10/93	0.00	
							20.09	E 7/02/93	0.00	
1994	CITY of FORT LUPTON	1/12/94	200,000.00	20 YEARS	5.17%	166,666.00	33,334.00	B 2/01/94	0.00	
1994	ST. MARY'S GLACIER WATER & SAN. DIST.	7/15/94	150,000.00	20 YEARS	4.50%	125,000.00	23,470.59	B 8/09/94	0.00	
							1,529.41	E 8/02/94	0.00	
1994	ROXBOROUGH PARK METRO. DISTRICT	11/18/94	600,000.00	20 YEARS	4.50%	500,000.00	100,000.00	B 12/19/94	0.00	
1995	PARKER WATER & SANITATION DISTRICT	3/16/95	500,000.00	5 YEARS	4.89%	416,667.00	83,333.00	B 4/10/95	0.00	
1995	CITY of FRUITA	4/27/95	155,435.23	20 YEARS	4.50%	129,530.00	25,905.23	B 5/16/95	0.00	
1995	TOWN of LOG LANE VILLAGE	6/01/95	250,000.00	20 YEARS	4.50%	208,333.00	41,667.00	B 10/26/95	0.00	
1996	TOWN of ORDWAY	10/29/96	350,000.00	20 YEARS	4.50%	291,666.00	11,427.77	B 5/16/95	0.00	
							37,519.00	B 11/07/96		
							9,387.23	E 11/07/96	0.00	
1996	CITY of BROOMFIELD	12/05/96	2,514,119.34	20 YEARS	4.71%	2,095,099.00	419,020.34	B 12/05/96	0.00	
1996	TOWN of LYONS	12/06/96	506,311.19	20 YEARS	4.50%	421,925.00	84,386.19	B 12/16/96	0.00	
1997	TOWN of VONA	2/20/97	85,000.00	20 YEARS	4.50%	70,833.00	14,167.00	B 2/20/97	1,347.57	
1997	TOWN of MANZANOLA	6/05/97	80,360.00	20 YEARS	4.50%	66,966.00	13,394.00	B 6/09/97	10,442.39	
1997	PAGOSA SPRINGS SANITATION DISTRICT	6/10/97	640,000.00	20 YEARS	4.50%	533,333.00	106,667.00	B 6/24/97	11,113.22	
1997	TOWN of ERIE	11/03/97	500,000.00	20 YEARS	4.50%	416,666.00	15,613.81	B 12/16/96	83,334.00	
							62,365.81	B 11/13/97		
							5,354.38	E 11/13/97		
1997	CITY of HOLYOKE	12/30/97	489,700.00	20 YEARS	4.50%	408,083.00	81,617.00	B 1/07/98	Not Funded	
	TOTAL DIRECT LOANS		<u>\$11,124,334.03</u>			<u>\$9,043,459.68</u>	<u>\$1,790,299.58</u>		<u>\$107,000.48</u>	
	TOTAL ADMINISTRATIVE DRAWS COMPLETED					<u>\$3,753,137.22</u>	<u>\$1,098,990.58</u>	C VARIOUS		
	TOTAL WPCRF		<u>\$204,601,372.84</u>			<u>\$84,602,300.75</u>	<u>\$17,270,448.78</u>			

WATER POLLUTION CONTROL REVOLVING FUND LOAN STATUS REPORT
As of December 31, 1997

BORROWER	ISSUE DATE	ORIGINAL LOAN AMOUNT	FINAL PAYMENT DATE	PAYMENT FREQUENCY	LAST PAYMENT DATE	PRINCIPAL PAID TO DATE	AMOUNT OUTSTANDING	IS LOAN CURRENT?
LEVERAGED LOANS								
39A - Denver Southeast Suburban W. & S. D.	12/21/89	6,905,000.00	08/01/11	QUARTERLY	11/01/97	1,259,911.60	5,645,088.40	YES
90A - Town of Castle Rock	08/30/90	4,319,911.00	08/01/10	QUARTERLY	11/01/97	979,188.65	3,340,722.35	YES
91A - City of Englewood	01/31/91	12,750,000.00	08/01/12	QUARTERLY	11/01/97	1,875,426.53	10,874,573.47	YES
91A - City of Littleton (Revenue)	01/31/91	5,000,694.16	08/01/12	QUARTERLY	08/01/97	735,563.50	4,265,130.66	YES
91A - City of Littleton (G.O.)	01/31/91	7,750,000.00	08/01/12	QUARTERLY	08/01/97	1,139,965.14	6,610,034.86	YES
91B - Metro Wastewater Reclamation District	07/10/91	21,910,000.00	04/01/11	SEMI-ANNUAL	10/01/97	4,701,863.54	17,208,136.46	YES
92A - City of Fort Lupton	07/16/92	4,200,000.00	08/01/13	QUARTERLY	11/01/97	617,725.81	3,582,274.19	YES
92A - Frisco Sanitation District	07/16/92	4,500,000.00	07/01/12	QUARTERLY	11/01/97	762,547.40	3,737,452.60	YES
92A - Eagle River Water & Sanitation District	07/16/92	7,368,840.00	08/01/13	QUARTERLY	11/01/97	1,008,591.84	6,360,248.16	YES
92B - City of Fort Collins	08/18/92	24,540,580.00	09/01/14	QUARTERLY	12/01/97	3,853,656.34	20,686,923.66	YES
92B - City of Longmont	08/18/92	3,500,000.00	08/01/12	QUARTERLY	11/01/97	705,299.36	2,794,700.64	YES
94A - City of Alamosa	08/10/94	3,197,216.00	08/01/09	SEMI-ANNUAL	08/01/97	403,744.00	2,793,472.00	YES
94A - Genesee Water & Sanitation District	08/10/94	1,498,151.50	08/01/14	SEMI-ANNUAL	08/01/97	175,939.50	1,322,212.00	YES
94A - City of Greeley	08/10/94	13,457,960.00	08/01/14	SEMI-ANNUAL	08/01/97	105,760.00	13,352,200.00	YES
94A - Parker Water & Sanitation District	08/10/94	1,781,883.00	08/01/14	SEMI-ANNUAL	08/01/97	214,040.00	1,567,843.00	YES
94A - Town of Windsor	08/10/94	3,998,852.50	08/01/09	SEMI-ANNUAL	08/01/97	470,142.50	3,528,710.00	YES
95A - City of Brighton	05/31/95	5,080,483.75	08/01/15	SEMI-ANNUAL	08/01/97	0.00	5,080,483.75	YES
95A - City of Craig	05/31/95	1,096,820.00	08/01/15	SEMI-ANNUAL	08/01/97	85,605.48	1,011,214.52	YES
95A - City of Fort Morgan	05/31/95	9,146,685.00	08/01/15	SEMI-ANNUAL	08/01/97	356,088.26	8,790,596.74	YES
95A - City of Steamboat Springs	05/31/95	1,563,550.00	08/01/15	SEMI-ANNUAL	08/01/97	122,736.00	1,440,814.00	YES
95A - Eagle River Water & Sanitation District	05/31/95	6,099,183.00	08/01/15	SEMI-ANNUAL	08/01/97	474,914.52	5,624,268.48	YES
95A - Winter Park Water & Sanitation District	05/31/95	3,050,000.00	08/01/15	SEMI-ANNUAL	08/01/97	116,089.97	2,933,910.03	YES

WATER POLLUTION CONTROL REVOLVING FUND LOAN STATUS REPORT
As of December 31, 1997

BORROWER	ISSUE DATE	ORIGINAL LOAN AMOUNT	FINAL PAYMENT DATE	PAYMENT FREQUENCY	LAST PAYMENT DATE	PRINCIPAL PAID TO DATE	AMOUNT OUTSTANDING	IS LOAN CURRENT?
96A - Town of Crested Butte	06/26/96	2,499,120.00	08/01/16	SEMI-ANNUAL	08/01/97	0.00	2,499,120.00	YES
96A - Mt. Crested Butte Water & San. District	06/26/96	1,399,080.00	08/01/15	SEMI-ANNUAL	08/01/97	0.00	1,399,080.00	YES
96A - Fountain Sanitation District	06/26/96	1,716,099.00	08/01/15	SEMI-ANNUAL	08/01/97	0.00	1,716,099.00	YES
96A - City of Idaho Springs	06/26/96	1,541,237.00	08/01/16	SEMI-ANNUAL	08/01/97	0.00	1,541,237.00	YES
97A - Breckenridge Sanitation District	05/22/97	8,093,616.90	08/01/17	SEMI-ANNUAL	08/01/97	0.00	8,093,616.90	YES
97A - Town of Carbondale	05/22/97	2,327,490.20	08/01/07	SEMI-ANNUAL	08/01/97	0.00	2,327,490.20	YES
97A - Town of Eagle	05/22/97	2,345,204.20	08/01/17	SEMI-ANNUAL	08/01/97	0.00	2,345,204.20	YES
97A - Town of Erie	05/22/97	1,821,690.20	08/01/17	SEMI-ANNUAL	08/01/97	0.00	1,821,690.20	YES
97A - Parker Water & Sanitation District	05/22/97	3,271,642.30	08/01/17	SEMI-ANNUAL	08/01/97	0.00	3,271,642.30	YES
97A - City of Sterling	05/22/97	2,499,524.10	08/01/16	SEMI-ANNUAL	08/01/97	0.00	2,499,524.10	YES
97A - City of Westminster	05/22/97	13,246,525.00	06/01/17	SEMI-ANNUAL	12/01/97	0.00	13,246,525.00	YES
SUBTOTAL - LEVERAGED LOANS		\$193,477,038.81				\$20,164,799.94	\$173,312,238.87	
TOTAL - WPCRF PROGRAM		\$204,601,372.84				\$21,636,559.48	\$182,964,813.36	

- (1) Amended by board due to project cost reduction.
- (2) Loan was paid in full on June 2, 1995
- (3) Date of first payment

WATER POLLUTION CONTROL REVOLVING FUND LOAN STATUS REPORT
As of December 31, 1997

BORROWER	ISSUE DATE	ORIGINAL LOAN AMOUNT	FINAL PAYMENT DATE	PAYMENT FREQUENCY	LAST PAYMENT DATE	PRINCIPAL PAID TO DATE	AMOUNT OUTSTANDING	IS LOAN CURRENT?
DIRECT LOANS								
(1) Mountain Range Shadows Amended Loan	12/21/89 06/07/91	1,815,146.00 1,721,489.01	06/15/10	ANNUAL	06/15/97	462,861.80	1,258,627.21	YES
Mountain Water & Sanitation District	04/17/90	200,000.00	08/01/10	QUARTERLY	11/01/97	66,350.00	133,650.00	YES
Town of Wellington	06/01/90	375,000.00	09/01/10	QUARTERLY	12/01/97	124,403.47	250,596.53	YES
Durango West Metropolitan District	07/29/91	500,000.00	07/15/11	QUARTERLY	12/01/97	101,017.15	398,982.85	YES
Nucla Sanitation District	05/11/92	180,000.00	04/30/12	QUARTERLY	12/01/97	43,086.60	136,913.40	YES
Divide Water & Sanitation District	07/15/92	69,000.00	06/02/95	QUARTERLY	06/02/95 (2)	69,000.00	0.00	P-in-F
City of Ouray	09/17/92	800,000.00	06/01/12	QUARTERLY	12/01/97	148,186.42	651,813.58	YES
(1) Montrose County Amended Loan	10/30/92 03/25/94	266,100.00 257,919.26	07/01/13	ANNUAL	07/01/97	55,173.03	202,746.23	YES
City of Fort Lupton	01/12/94	200,000.00	06/01/13	QUARTERLY	12/01/97	24,458.69	175,541.31	YES
St. Mary's Glacier Water & San. Dist.	07/15/94	150,000.00	06/01/14	QUARTERLY	12/01/97	16,126.68	133,873.32	YES
Roxborough Park Metropolitan District	11/18/94	600,000.00	06/01/14	QUARTERLY	12/01/97	48,363.66	551,636.34	YES
Parker Water & Sanitation District	03/16/95	500,000.00	08/01/00	SEMI-ANNUAL	08/01/97	196,491.58	303,508.42	YES
(1) City of Fruita Amended Loan	04/27/95 10/06/95	224,000.00 155,435.23	03/01/15	QUARTERLY	12/01/97	22,730.10	132,705.13	YES
Town of Log Lane Village	06/01/95	250,000.00	06/01/16	QUARTERLY	12/01/97	14,373.01	235,626.99	YES
Town of Ordway	10/29/96	350,000.00	09/01/16	SEMI-ANNUAL	09/01/97	7,529.06	342,470.94	YES
City of Broomfield	12/05/96	2,514,119.34	09/01/16	SEMI-ANNUAL	09/01/97	58,464.86	2,455,654.48	YES
(1) Town of Lyons Amended Loan	12/06/96 10/03/97	600,000.00 506,311.19	06/01/17	QUARTERLY	12/01/97	13,143.43	493,167.76	YES
Town of Vona	02/20/97	85,000.00	09/01/16	SEMI-ANNUAL (3)	03/01/98	0.00	85,000.00	YES
Town of Manzanola	06/05/97	80,360.00	05/01/17	SEMI-ANNUAL (3)	05/01/98	0.00	80,360.00	YES
Pagosa Springs Sanitation District	06/10/97	640,000.00	11/01/16	SEMI-ANNUAL (3)	05/01/98	0.00	640,000.00	YES
Town of Erie	11/03/97	500,000.00	08/01/17	SEMI-ANNUAL (3)	08/01/98	0.00	500,000.00	YES
City of Holyoke	12/30/97	489,700.00	11/01/17	SEMI-ANNUAL (3)	11/01/98	0.00	489,700.00	YES
SUBTOTAL - DIRECT LOANS		\$11,124,334.03				\$1,471,759.54	\$9,652,574.49	

Exhibit D

Project Status Report (GICS)

GRANT NO (01)	NAME (12)	BINDING AMT ACTUAL	BINDING DATE ACTUAL	EQUIV. PROJ.	INTEREST RATE-%	** CONST. START	** INIT. OPERATION	** PROJECT PERF.
080701010	CASTLE ROCK/CASTLE P	4319911	052290	N	5.200	A 041588 A	061990	A 061991
080704010	DIVIDE WATER AND SAN	69000	062592	N	4.500	A 052892 A	082492	AA 082493
080710010	ERIE, TOWN OF	1821690	050197	N	4.540	T 090196 T	050198	T 050199
080710020	ERIE, TOWN OF	500000	100197	N	4.500			
080720010	MOUNTAIN WATER AND S	200000	041790	N	1.430	A 042490 A	093090	A 093091
080722010	MUCLA SAN. DIST.	180000	051192	N	1.500	A 071592 A	080492	A 120793
080723010	OURAY, CITY OF	800000	091792	N	4.500	A 093092 A	071793	A 071794
080737010	ROXBOROUGH PARK METR	600000	111894	N	4.500	A 060595 A	020196	A 031397
080742010	LARIMER CO/MTN RANGE	1721489	122189	N	3.150	A 011790 A	071290	A 071291
080748010	FT. LUPTON, CITY OF	4200000	071692	N	5.173	A 071592 A	092793	A 083195
080748020	FT. LUPTON, CITY OF	200000	011294	N	5.173	A 071592 A	092793	A 083195
080753010	DURANGO WEST METRO D	500000	072191	N	4.500	A 082091 A	061492	A 103193
080754010	MONTROSE COUNTY/CASI	257919	103092	N	4.500	A 043093 A	070193	A 081594
080782010	FORT MORGAN, CITY OF	9146685	053195	N	4.590	A 042895 A	090496	A 092597
080799010	UPPER EAGLE SAN. DIS	7368840	071692	N	5.173	A 082895 A	120796	T 053098
080805010	WESTMINSTER, CITY OF	13246525	050197	N	4.540	T 060197 T	093097	T 093098
080809010	FRISCO, TOWN OF	4500000	071692	N	5.173	A 073092 A	120693	A 120694
080816010	WINTER PARK W&SD	3050000	050195	N	4.590	A 040197 T	093098	T 093099
080831010	PARKER WSD	1781883	081094	N	4.890	A 120194 A	112095	A 112096
080831020	PARKER WSD	500000	031695	N	4.890	A 120194 A	112095	A 112096
080862010	GREELEY, CITY OF	13337082	081094	N	4.970	A 102494 A	102496	A 011598
080871010	FRUITA/KINGSVIEW EST	155435	042795	N	4.500	A 041195 A	081695	A 081696
080873010	STERLING, CITY OF	2499524	050197	N	4.500	A 041795 T	090198	T 090199
080879010	ST. MARY'S GLACIER W	150000	071594	N	4.500	A 100194 A	063096	A 121597
080889010	WINDSOR, TOWN OF	3998853	081094	N	4.620	A 021695 A	110195	A 040797
080897010	GENESSEE W&SD	1498151	081094	N	4.860	A 062695 A	052096	A 052097
080929010	EAGLE, TOWN OF	2345204	050197	N	4.530	A 041697 A	120197	T 120198
080941010	BRECKENRIDGE SANITAT	8093617	052297	N	4.530	A 110197 T	110199	T 110100
080945010	CARBONDALE, TOWN OF	2327490	050197	N	4.220	T 050198 T	073199	T 073100
080949010	CRAIG, CITY OF	1096820	060195	N	4.580	A 063095 A	063096	T 063097
080951010	STEAMBOAT SPRINGS, C	1563550	050195	N	4.580	A 091995 A	073197	T 073198
080954010	ORDWAY, TOWN OF	350000	102996	N	4.500	A 092596 A	030997	T 030998
080959010	UPPER EAGLE CONS. SA	6099183	060195	N	4.580	A 082895 A	120796	T 120797
080960010	BRIGHTON, CITY OF	5080484	060195	N	4.580	A 050195 T	123098	T 123099
080964010	LOG LANE VILLAGE	250000	060195	N	4.500	A 080895 A	011596	A 092597
080971010	BROOMFIELD, CITY OF	2514119	120596	N	4.710	A 120596 A	120596	A 120597
080977010	MANZANOLA, TOWN OF	80360	060197	N	4.500	A 063097 T	050198	T 050199
080982010	VONA, TOWN OF	85000	022097	N	4.500	A 051997 A	092597	T 092598
080987010	LYONS, TOWN OF	506311	120696	N	4.500	T 050197 T	050197	T 050198
080989010	MT. CRESTED BUTTE/ME	1399080	060196	N	4.740	A 061796 A	102197	T 102198
081001010	FOUNTAIN SANITATION	1716099	060196	N	4.710	A 051797 T	053198	T 053199
081004010	CRESTED BUTTE, TOWN	2499120	060196	N	4.730	A 061796 A	102197	T 102198
081009010	IDAHO SPRINGS, CITY	1541237	062696	N	4.740	T 060198 T	120198	T 120199
081013010	HOLYOKE, TOWN OF	489700	123097	N	4.500	A 100297 T	090198	T 090199
081025010	PAGOSA SPRINGS SD	640000	060397	N	4.500		A 111597	T 111598
081027010	PARKER WSD	3271642	050197	N	4.540	A 091597 T	080198	T 080199

EQUIVALENCY N

46

BINDING-AMT-ACTUAL:

118552003

GRANT NO (01)	NAME (12)	BINDING AMT ACTUAL	BINDING DATE ACTUAL	EQUIV. PROJ.	INTEREST RATE-%	** CONST. START	** INIT. OPERATION	** PROJECT PERF.
080700010	METRO WASTEWATER REC	21910000	071091	Y	4.575	A 100188	A 110190	A 110191
080702010	ENGLEWOOD/LITTLETON	25500694	013191	Y	4.640	A 010891	A 070192	AA 070193
080709010	DENVER SOUTHEAST SUB	6905000	120189	Y	4.634	A 012290	A 031991	A 031992
080746010	WELLINGTON, TOWN OF	375000	060190	Y	1.430	A 072490	A 013191	A 013192
080775010	LONGMONT, CITY OF	3500000	081892	Y	3.964	A 031494	A 040795	T 040796
080808010	FT. COLLINS, CITY OF	24540580	081892	Y	4.045	A 100192	A 013094	A 013095
080891010	CITY OF ALAMOSA	3197216	081094	Y	3.770	A 051694	A 102595	T 040197

EQUIVALENCY Y

7

BINDING-AMT-ACTUAL:

85928490

WPCRF PROJECT STATUS REPORT

GRANT NO (01)	NAME (12)	BINDING AMT ACTUAL	BINDING DATE ACTUAL	EQUIV. PROJ.	INTEREST ** RATE-%	CONST. ** START	INIT. OPERATION	** PROJECT PERF.
---------------------	--------------	--------------------------	---------------------------	-----------------	-----------------------	--------------------	--------------------	---------------------

TOTALS: 53

BINDING-AMT-ACTUAL: 204480493

NEXT FIN



Exhibit E

Loan Awards by Cost Categories (GICS)

WPCRF LOAN AWARDS BY COST CATEGORIES

GRANT NO (01)	NAME (12)	BINDING AMT ACTUAL	EQV. I-SECONDARY IVA-NEW-COLL.	II-ADVANCED IVB-NEW-INTER.	IIIA-INF-INFLOW IIIB-SEW.-REHAB
080941010	BRECKENRIDGE SANITAT	8093617 N	0	8093617	0
			0	0	0
080945010	CARBONDALE, TOWN OF	2327490 N	2327490	0	0
			0	0	0
080929010	EAGLE, TOWN OF	2345204 N	2345204	0	0
			0	0	0
080710010	ERIE, TOWN OF	1821690 N	0	1821690	0
			0	0	0
080710020	ERIE, TOWN OF	500000 N	0	500000	0
			0	0	0
081018010	HOLYOKE, TOWN OF	489700 N	655000	0	0
			0	0	0
080977010	MANZANOLA, TOWN OF	80360 N	80360	0	0
			0	0	0
081025010	PAGOSA SPRINGS SD	640000 N	0	1180941	0
			0	0	0
081027010	PARKER WSD	3271642 N	0	3271642	0
			0	0	0
080878010	STERLING, CITY OF	2499524 N	0	2500000	0
			0	0	0
080982010	VONA, TOWN OF	85000 N	85000	0	0
			0	0	0
080805010	WESTMINSTER, CITY OF	13246525 N	0	13246525	0
			0	0	0

Exhibit F

DBE Tracking

MEMORANDUM

DATE: April 28, 1997
TO: File - Town of Lyons
FROM: R. Scott Barnette, Project Administrator *RSB*
RE: DBE Review

Based upon the documentation submitted by Bosco Constructors, Inc. on behalf of the Town of Lyons, the following are the proposed DBE firms, subcontract amounts and percentage participation:


Contractor: Bosco Constructors, Inc.
Contract Amount: \$770,639.00
Capitalization Grant Amount: \$500,000.00

<u>PROPOSED DBE FIRM</u>	<u>SUBCONTRACT AMOUNT</u>	<u>DBE PERCENTAGE</u>
Bella Via Pipe and Supply	\$ 5,000.00	1.0%
Horizon Sheet Metal, Inc.	\$ 35,860.00	7.2%
P. A. Concrete	\$ 10,000.00	2.0%
KDW Associates	\$ 20,000.00	4.0%
TOTAL:	\$ 70,860.00	14.2%

Certification forms for all proposed DBE subcontractors were included with the submittal.

Final Determination:

Based upon the information provided in the review process, the proposed DBE percentages are 14.2%, which exceeds the established goal of 8.0%. Approval is hereby authorized.


Approved / Denied
R. Scott Barnette, Project Administrator

cc: Terry Andrews, Interim Town Administrator, Town of Lyons, P. O. Box 49, Lyons, CO 80540
John McGee, Project Engineer, Sear-Brown Group, 209 S. Meldrum, Ft. Collins, CO 80521
John Chase, WQCD
Carolyn Hermann, WQCD

MEMORANDUM

DATE: May 14, 1997
TO: File - Town of Vona
FROM: R. Scott Barnette, Project Administrator *SB*
RE: DBE Review

Based upon the documentation submitted by Interstate Irrigation, Inc. on behalf of the Town of Vona, the following are the proposed DBE firms, subcontract amounts and percentage participation:

Contractor: Interstate Irrigation, Inc.
Contract Amount: \$236,000.00
Capitalization Grant Amount: \$ 70,833.00

<u>PROPOSED DBE FIRM</u>	<u>SUBCONTRACT AMOUNT</u>	<u>DBE PERCENTAGE</u>
Masters Excavating	\$ 20,000.00	28.2%
TOTAL:	\$ 20,000.00	28.2%

Certification forms for all proposed DBE subcontractors were included with the submittal.

Listed below are the questions that surfaced during the review process:

- 1) The certification for Masters Excavating expired on April 30, 1997. Are they in the process of extending their certification?

Answers to the above questions:

- 1) I contacted Sandy with Dept. of Regulatory Agencies (894-2355) and was advised that Masters Excavating had applied for recertification, no problems were anticipated with the application, and technically they were certified beyond April 30, 1997.

Final Determination:

Based upon the information provided in the review process, the proposed DBE percentages are 28.2%, which exceeds the established goal of 8.0%. Approval is hereby authorized.

R. Scott Barnette

Approved/Denied
R. Scott Barnette, Project Administrator

cc: Carolyn Hermann, WQCD

MEMORANDUM

DATE: July 3, 1997
TO: File - Fountain Sanitation District
FROM: R. Scott Barnette, Project Administrator
RE: DBE Review

Based upon the documentation submitted by Bosco Constructors, Inc. on behalf of the Fountain Sanitation District, the following are the proposed DBE firms, subcontract amounts and percentage participation:

Contractor: Bosco Constructors, Inc.
Contract Amount: \$
Capitalization Grant Amount: \$505,495.00

<u>PROPOSED DBE FIRM</u>	<u>SUBCONTRACT AMOUNT</u>	<u>DBE PERCENTAGE</u>
Bella Via Pipe	\$250,000.00	49.5%
Schloss Engineering Equipment, Inc.	33,683.00	6.7%
TOTAL:	\$283,683.00	56.2%

Certification forms for all proposed DBE subcontractors were included with the submittal.

Listed below are the questions that surfaced during the review process: None

Answers to the above questions: NA

Final Determination.

Based upon the information provided in the review process, the proposed DBE percentages are 56.2%, which exceeds the established goal of 8.0%. Approval is hereby authorized.


Approved/Denied

R. Scott Barnette, Project Administrator

cc: Carolyn Hermann, WQCD

MEMORANDUM

DATE: December 19, 1997
TO: File - Parker Water and Sanitation District
FROM: R. Scott Barnette, Project Administrator
RE: DBE Review

Based upon the documentation submitted by Weaver General Construction Co. on behalf of the Parker Water and Sanitation District, the following are the proposed DBE firms, subcontract amounts and percentage participation:

Contractor: Weaver General Construction Co.
Contract Amount: \$4,106,752.00
Capitalization Grant Amount: \$1,033,211.00

<u>PROPOSED DBE FIRM</u>	<u>SUBCONTRACT AMOUNT</u>	<u>DBE PERCENTAGE</u>
KDW Associates	\$ 81,050.00	8.0%
TOTAL:	\$ 81,050.00	8.0%

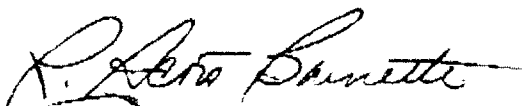
Certification forms for all proposed DBE subcontractors were included with the submittal.

Listed below are the questions that surfaced during the review process: None

Answers to the above questions: NA

Final Determination:

Based upon the information provided in the review process, the proposed DBE percentage is 8.0%, which meets the established goal of 8.0%. Approval is hereby authorized.



Approved/ Denied
R. Scott Barnette, Project Administrator

cc: Carolyn Hermann, WQCD

MEMORANDUM

DATE: December 22, 1997
TO: File - Roxborough Park Metropolitan District
FROM: R. Scott Barnette, Project Administrator
RE: DBE Review

Based upon the documentation submitted by Bosco Constructors, Inc. on behalf of the Roxborough Park Metropolitan District, the following are the proposed DBE firms, subcontract amounts and percentage participation:

Contractor: Bosco Constructors, Inc.
Contract Amount: \$1,799,142.71
Capitalization Grant Amount: \$500,000.00

<u>PROPOSED DBE FIRM</u>	<u>SUBCONTRACT AMOUNT</u>	<u>DBE PERCENTAGE</u>
Communications Products and Services	\$ 33,558.00	6.7%
Rocky Mountain Ready Mix	32,103.00	6.4%
Silvercool Service, Inc.	55,641.00	11.1%
TOTAL:	\$121,302.00	24.2%


Certification forms for all proposed DBE subcontractors were included with the submittal.

Listed below are the questions that surfaced during the review process: None

Answers to the above questions: NA

Final Determination:

Based upon the information provided in the review process, the proposed DBE percentages are 24.2%, which exceeds the established goal of 8.0%. Approval is hereby authorized.



Approved/Denied
R. Scott Barnette, Project Administrator

cc: Carolyn Hermann, WQCD

MEMORANDUM

TO: File - City of Sterling

FROM: Carolyn Hermann, Project Administrator

DATE: January 10, 1998

SUBJECT: DBE Review

Based upon the documentation submitted by the City of Sterling, listed below are the proposed DBE firms and obtained percentages:

Contractor: Concrete Specialists Inc.,
Contract Amount: \$1,600,000.00

Federal Capitalization Grant Amount: \$822,620.00
(The DBE percentages are based on this amount)

<u>Proposed DBE firms</u> <u>Percentage</u>	<u>Subcontract Amount</u>	<u>D</u> <u>B</u> <u>E</u>
Liebert/McAtee	\$20,000	2.43%

A certification form for the major proposed DBE subcontractor was included with the submittal.

FINAL DETERMINATION:

Documentation was submitted indicating sincere attempts for solicitation of DBE participation for this project. Therefor, due to this goal being an overall Statewide goal approval is hereby authorized.

Based upon the information provided in the review process, the proposed DBE percentages are currently 2.43%, which does not meet the established goal of 8.0%

Carolyn Hermann
Approval/Denied

Carolyn Hermann, Project Administrator

xc: Carolyn Hermann, DBE Coordinator

Exhibit G


**Financial Status Reports
(Federal Form 269A)**

FINANCIAL STATUS REPORT

(Short Form)

(Follow instructions on the back)

FINAL REPORT

1. Federal Agency and Organization Element to Which is Submitted U.S. Environmental Protection Agency Grants Administration Office	2. Federal Grant or other Identifying Number Assigned by Federal Agency CS080001-93-1	OMB Approval No. 0348-0039	Page 1	of 1	pages
3. Recipient Organization (name and complete address, including ZIP code) Colorado Water Resources and Power Development Authority 1580 Logan Street, Suite 620, Denver, Colorado 80203					
4. Employer Identification Number 84-0879485	5. Recipient Account Number or Identifying Number N/A	6. Final Report Yes <input checked="" type="checkbox"/> No <input type="checkbox"/>	7. Basis Cash <input checked="" type="checkbox"/> Accrual <input type="checkbox"/>		
8. Grant Period (See Instructions) From: (Month, Day, Year) 09/14/93		To: (Month, Day, Year) 03/31/96		9. Period Covered by this report From (Month, Day, Year) 01/01/97	
				To: 12/31/97	
10. Transactions:		I Previously Reported	II This Period	III Cumulative	
a. Total Outlays		13,173,954	5,275,567	18,449,521	
b. Recipient share of outlays		2,195,659	879,261	3,074,920	
c. Federal share of outlays		10,978,295	4,396,306	15,374,601	
d. Total unliquidated obligations				0	
e. Recipient share of unliquidated obligations				0	
f. Federal share of unliquidated obligations				0	
g. Total Federal share (sum of c and f)				15,374,601	
h. Total Federal funds authorized to this grant period				15,374,601	
i. Unobligated balance of Federal funds (line h minus line g)				0	
11. Indirect Expense		a. Type of Rate Provisional <input type="checkbox"/> Predetermined <input type="checkbox"/> Final <input type="checkbox"/> Fixed <input type="checkbox"/>			
		NOT APPLICABLE			
		b. Rate NOT APPLICABLE	c. Base	d. Total Amount	e. Federal Share
12. Remarks: Attach any explanations deemed necessary or information required by Federal sponsoring agency in compliance with governing legislation.					
13. Certification: I certify to the best of my knowledge that this report is correct and complete and that all outlays and unliquidated obligations are for the purpose set forth in the award documents.					
Typed or Printed Name and Title Daniel L. Law, Executive Director			Telephone (Area code, number, and extension) (303) 830-1550 call Ext 17		
Signature of Authorized Certifying Official 			Date Report Submitted March 11, 1998		

COLORADO WATER RESOURCES and POWER DEVELOPMENT AUTHORITY

WPCRF - 1993 GRANT

FORM 269A, LINES 10(a - c) - OUTLAYS

FOR THE PERIOD: JANUARY 1, 1997 to DECEMBER 31, 1997


OUTLAYS

	STATE MATCH		
	EPA LOC	@ 20% of EPA LOC	TOTAL
ADMINISTRATION	0.00	0.00	0.00
1994 DL - ST MARY'S GLACIER W&S DISTRICT	11,375.00	2,275.00	13,650.00
1995 DL - LOG LANE VILLAGE	48,367.00	9,673.40	58,040.40
1996 DL - ORDWAY	122,943.00	24,588.60	147,531.60
1996 DL - LYONS	421,925.00	84,385.00	506,310.00
1997 DL - VONA	64,095.00	12,819.00	76,914.00
1997 DL - MANZANOLA	7,996.00	1,599.20	9,595.20
1997 DL - PAGOSA SPRINGS SAN. DISTRICT	436,377.00	87,275.40	523,652.40
1992A - EAGLE RIVER W&S DISTRICT	114,768.00	22,953.60	137,721.60
1992B - LONGMONT	25,340.00	5,068.00	30,408.00
1995A - EAGLE RIVER W&S DISTRICT	215,424.00	43,084.80	258,508.80
1995A - FORT MORGAN	3,010.00	602.00	3,612.00
1995A - STEAMBOAT SPRINGS	594.00	118.80	712.80
1995A - WINTER PARK W&S DISTRICT	322,907.00	64,581.40	387,488.40
1996A - CRESTED BUTTE	505,717.00	101,143.40	606,860.40
1996A - MT. CRESTED BUTTE W&S DISTRICT	222,747.00	44,549.40	267,296.40
1996A - FOUNTAIN SAN. DISTRICT	411,686.00	82,337.20	494,023.20
1996A - IDAHO SPRINGS	27,310.00	5,462.00	32,772.00
1997A - BRECKENRIDGE SAN. DISTRICT	145,352.00	29,070.40	174,422.40
1997A - CARBONDALE	105,339.00	21,067.80	126,406.80
1997A - PARKER W&S DISTRICT	238,506.00	47,701.20	286,207.20
1997A - STERLING	223,220.00	44,644.00	267,864.00
1997A - EAGLE	719,978.00	143,995.60	863,973.60
1997A - WESTMINSTER	1,330.00	266.00	1,596.00
TOTAL OUTLAYS - 1993 GRANT	\$4,396,306.00	\$879,261.20	\$5,275,567.20

FINANCIAL STATUS REPORT

(Short Form)

(Follow instructions on the back)

1. Federal Agency and Organization Element to Which is Submitted U.S. Environmental Protection Agency Grants Administration Office	2. Federal Grant or other Identifying Number Assigned by Federal Agency CS080001-94-2	OMB Approval No. 0348-0039	Page 1	of 1	pages
3. Recipient Organization (name and complete address, including ZIP code) Colorado Water Resources and Power Development Authority 1580 Logan Street, Suite 620, Denver, Colorado 80203					
4. Employer Identification Number 84-0879485	5. Recipient Account Number or Identifying Number N/A	6. Final Report Yes <input type="checkbox"/> No <input checked="" type="checkbox"/>	7. Basis Cash <input checked="" type="checkbox"/> Accrual <input type="checkbox"/>		
8. Grant Period (See Instructions) From: (Month, Day, Year) 09/22/94	To: (Month, Day, Year) 06/30/97	9. Period Covered by this report From (Month, Day, Year) To: 01/01/97 12/31/97			
10. Transactions:		I Previously Reported	II This Period	III Cumulative	
a. Total Outlays		114,119	810,971	925,090	
b. Recipient share of outlays		19,020	135,162	154,182	
c. Federal share of outlays		95,099	675,809	770,908	
d. Total unliquidated obligations				10,518,230	
e. Recipient share of unliquidated obligations				1,753,038	
f. Federal share of unliquidated obligations				8,765,192	
g. Total Federal share (sum of c and f)				9,536,100	
h. Total Federal funds authorized to this grant period				9,536,100	
i. Unobligated balance of Federal funds (line h minus line g)				0	
11. Indirect Expense		a. Type of Rate Provisional <input type="checkbox"/> Predetermined <input type="checkbox"/> Final <input type="checkbox"/> Fixed <input type="checkbox"/> SEE ATTACHED SCHEDULE			
		b. Rate SEE ATTACHED SCHEDULE	c. Base	d. Total Amount	e. Federal Share
12. Remarks: Attach any explanations deemed necessary or information required by Federal sponsoring agency in compliance with governing legislation.					
13. Certification: I certify to the best of my knowledge that this report is correct and complete and that all outlays and unliquidated obligations are for the purpose set forth in the award documents.					
Typed or Printed Name and Title Daniel L. Law, Executive Director			Telephone (Area code, number, and extension) (303) 830-1550 call Ext 17		
Signature of Authorized Certifying Official 			Date Report Submitted March 11, 1998		

COLORADO WATER RESOURCES and POWER DEVELOPMENT AUTHORITY

WPCRF - 1994 GRANT

FORM 269A, LINES 10(a - c) - OUTLAYS

FOR THE PERIOD: JANUARY 1, 1997 to DECEMBER 31, 1997

OUTLAYS

	<u>EPA LOC</u>	<u>STATE MATCH @ 20% of EPA LOC</u>	<u>TOTAL</u>
ADMINISTRATION	450,859.00	90,171.80	541,030.80
1997 DL - MANZANOLA	6,757.00	1,351.40	8,108.40
1997 DL - PAGOSA SPRINGS SAN. DIST.	41,391.00	8,278.20	49,669.20
1995A - WINTER PARK W&S DISTRICT	98,471.00	19,694.20	118,165.20
1996A - FOUNTAIN SAN. DISTRICT	78,331.00	15,666.20	93,997.20
TOTAL OUTLAYS - 1994 GRANT	<u>\$675,809.00</u>	<u>\$135,161.80</u>	<u>\$810,970.80</u>

COLORADO WATER RESOURCES and POWER DEVELOPMENT AUTHORITY

WPCRF - 1994 GRANT

FORM 269A, LINES 10(d - f) - UNLIQUIDATED OBLIGATIONS

FOR THE PERIOD: JANUARY 1, 1997 to DECEMBER 31, 1997

UNLIQUIDATED OBLIGATIONS			
	TOTAL CAP. GRANT AMOUNT	EPA LOC DRAWS RECEIVED thru DEC. 31, 1997	UNLIQUIDATED OBLIGATION
1992 DL - OURAY	666,667.00	662,848.00	3,819.00
1996 DL - LYONS	421,925.00	421,925.00	0.00
1997 DL - VONA	70,833.00	64,095.00	6,738.00
1997 DL - MANZANOLA	66,966.00	14,753.00	52,213.00
1997 DL - PAGOSA SPRINGS SAN. DIST.	533,333.00	477,768.00	55,565.00
1997 DL - ERIE	416,666.00	0.00	416,666.00
1997 DL - HOLYOKE	408,083.00	0.00	408,083.00
1992B - LONGMONT	1,729,200.00	1,498,558.00	230,642.00
1995A - BRIGHTON	1,277,418.75	424,215.00	853,203.75
1995A - STEAMBOAT SPRINGS	492,750.00	360,050.00	132,700.00
1995A - EAGLE RIVER W&S DISTRICT	1,920,915.00	1,797,045.00	123,870.00
1995A - WINTER PARK W&S DISTRICT	799,250.00	460,171.00	339,079.00
1996A - MT. CRESTED BUTTE W&S DIST.	445,400.00	392,057.00	53,343.00
1996A - IDAHO SPRINGS	481,185.00	27,310.00	453,875.00
1997A - BRECKENRIDGE SAN. DISTRICT	2,618,084.00	145,352.00	2,472,732.00
1997A - CARBONDALE	662,451.00	105,339.00	557,112.00
1997A - EAGLE	801,021.00	719,978.00	81,043.00
1997A - ERIE	583,451.00	0.00	583,451.00
1997A - PARKER	1,033,211.00	238,506.00	794,705.00
1997A - STERLING	822,620.00	223,220.00	599,400.00
1997A - WESTMINSTER	3,482,625.00	1,330.00	3,481,295.00
TOTAL UNLIQUIDATED OBLIGATIONS - FEDERAL FUNDS as of 12/31/97			\$11,699,534.75
LESS: FEDERAL FUNDS ALLOCABLE TO 1995 GRANT			(\$2,934,343.00)
1994 GRANT - UNLIQUIDATED FEDERAL FUNDS as of 12/31/97			\$8,765,191.75
1994 GRANT - UNLIQUIDATED STATE MATCH as of 12/31/97			\$1,753,038.35
1994 GRANT - TOTAL UNLIQUIDATED OBLIGATIONS as of 12/31/97			\$10,518,230.10

COLORADO WATER RESOURCES and POWER DEVELOPMENT AUTHORITY

WPCRF - 1994 GRANT

ATTACHMENT TO FORM 269A

LINE 11, INDIRECT EXPENSE:

INDIRECT EXPENSE IS CHARGED TO FEDERAL GRANT CS080001-94-2 BY THREE ENTITIES.
THE THREE ENTITIES ARE AS FOLLOWS:

1. WATER QUALITY CONTROL DIVISION of the STATE OF COLORADO
DEPARTMENT of PUBLIC HEALTH and ENVIRONMENT ("WQCD")
2. DIVISION OF LOCAL GOVERNMENT of the STATE OF COLORADO DEPT. of LOCAL AFFAIRS ("DLG")
3. COLORADO WATER RESOURCES AND POWER DEVELOPMENT AUTHORITY ("AUTHORITY")

ADMINISTRATIVE PAYMENTS RECEIVED 1/01/97 to 12/31/97:

WQCD

	TYPE of RATE	RATE		BASE		AMOUNT		TOTAL AMOUNT	FEDERAL SHARE
		OFF-SITE	ON-SITE	OFF-SITE	ON-SITE	OFF-SITE	ON-SITE		
10/01/96 to 12/31/96	FIXED	13.7%	19.6%	28,735	83,049	3,937	16,278	\$20,215	\$16,846
1/01/97 to 6/30/97	FIXED	13.7%	19.6%	58,481	185,492	8,012	36,356	\$44,369	\$18,831
7/01/97 to 9/30/97	FIXED	15.3%	20.3%	30,564	78,241	4,676	15,883	\$20,559	\$0
				<u>117,781</u>	<u>346,783</u>	<u>16,626</u>	<u>68,517</u>	<u>\$85,143</u>	<u>\$35,677</u>

DLG

	TYPE of RATE	RATE	BASE	TOTAL AMOUNT	FEDERAL SHARE
10/01/96 to 12/31/96	FIXED	13.8%	15,989	\$2,206	\$1,839
1/01/97 to 6/30/97	FIXED	13.8%	28,675	\$3,957	\$0
7/01/97 to 9/30/97	FIXED	17.1%	17,798	\$3,044	\$0
			<u>62,461</u>	<u>\$9,207</u>	<u>\$1,839</u>


AUTHORITY

	TYPE of RATE	RATE	BASE	TOTAL AMOUNT	FEDERAL SHARE
10/01/96 to 12/31/96	OTHER	43.2%	37,578	\$16,241	\$13,534
1/01/97 to 9/30/97	OTHER	36.2%	157,786	\$57,122	\$47,601
			<u>195,364</u>	<u>\$73,363</u>	<u>\$61,136</u>

FINANCIAL STATUS REPORT

(Short Form)

(Follow instructions on the back)

1. Federal Agency and Organization Element to Which is Submitted U.S. Environmental Protection Agency Grants Administration Office	2. Federal Grant or other Identifying Number Assigned by Federal Agency CS080001-95-0	OMB Approval No. 0348-0039	Page 1	of 1	pages
3. Recipient Organization (name and complete address, including ZIP code) Colorado Water Resources and Power Development Authority 1580 Logan Street, Suite 620, Denver, Colorado 80203					
4. Employer Identification Number 84-0879485	5. Recipient Account Number or Identifying Number N/A	6. Final Report Yes <input type="checkbox"/> No <input checked="" type="checkbox"/>	7. Basis Cash <input checked="" type="checkbox"/> Accrual <input type="checkbox"/>		
8. Grant Period (See Instructions) From: (Month, Day, Year) 03/22/95	To: (Month, Day, Year) 12/31/99	9. Period Covered by this report From (Month, Day, Year) 01/01/97 To: 12/31/97			
10. Transactions:		I Previously Reported	II This Period	III Cumulative	
a. Total Outlays		0	0	0	
b. Recipient share of outlays		0	0	0	
c. Federal share of outlays		0	0	0	
d. Total unliquidated obligations				3,521,212	
e. Recipient share of unliquidated obligations				586,869	
f. Federal share of unliquidated obligations				2,934,343	
g. Total Federal share (sum of c and f)				2,934,343	
h. Total Federal funds authorized to this grant period				9,852,000	
i. Unobligated balance of Federal funds (line h minus line g)				6,917,657	
11. Indirect Expense		a. Type of Rate Provisional <input type="checkbox"/> Predetermined <input type="checkbox"/> Final <input type="checkbox"/> Fixed <input type="checkbox"/> NOT APPLICABLE			
		b. Rate NOT APPLICABLE--NO INDIRECT EXPENSES CHARGED TO THIS GRANT		c. Base NOT APPLICABLE--NO INDIRECT EXPENSES CHARGED TO THIS GRANT	
12. Remarks: Attach any explanations deemed necessary or information required by Federal sponsoring agency in compliance with governing legislation.					
13. Certification: I certify to the best of my knowledge that this report is correct and complete and that all outlays and unliquidated obligations are for the purpose set forth in the award documents.					
Typed or Printed Name and Title Daniel L. Law, Executive Director			Telephone (Area code, number, and extension) (303) 830-1550 call Ext 17		
Signature of Authorized Certifying Official 			Date Report Submitted March 11, 1998		

COLORADO WATER RESOURCES and POWER DEVELOPMENT AUTHORITY

WPCRF - 1995 GRANT

FORM 269A, LINES 10(d - f) - UNLIQUIDATED OBLIGATIONS

FOR THE PERIOD: JANUARY 1, 1997 to DECEMBER 31, 1997

UNLIQUIDATED OBLIGATIONS

<u>TOTAL CAP. GRANT AMOUNT</u>	<u>EPA LOC DRAWS RECEIVED thru DEC. 31, 1997</u>	<u>UNLIQUIDATED OBLIGATION</u>
--	--	------------------------------------

TOTAL UNLIQUIDATED OBLIGATIONS - FEDERAL FUNDS as of 12/31/97	\$0.00
PLUS: FEDERAL FUNDS ALLOCABLE FROM 1994 GRANT	\$2,934,343.00
1995 GRANT - UNLIQUIDATED FEDERAL FUNDS as of 12/31/97	\$2,934,343.00
1995 GRANT - UNLIQUIDATED STATE MATCH as of 12/31/97	\$586,868.60
1995 GRANT - TOTAL UNLIQUIDATED OBLIGATIONS as of 12/31/97	<u>\$3,521,211.60</u>

FINANCIAL STATUS REPORT

(Short Form)

(Follow instructions on the back)

1. Federal Agency and Organizational Element to Which Report is Submitted U.S. Environmental Protection Agency Grants Administration Office	2. Federal Grant or Other Identifying Number Assigned By Federal Agency <p style="text-align: center;">CS080001-96-4</p>	OMB Approval No. 0348-0039	Page <p style="text-align: center;">1</p>	of <p style="text-align: center;">1</p>	pages
--	---	--------------------------------------	--	--	-------

3. Recipient Organization (Name and complete address, including ZIP code)

**Colorado Water Resources and Power Development Authority
 1580 Logan Street, Suite 620, Denver, Colorado 80203**

4. Employer Identification Number 84-0879485	5. Recipient Account Number or Identifying Number <p style="text-align: center;">N/A</p>	6. Final Report <input type="checkbox"/> Yes <input checked="" type="checkbox"/> No	7. Basis <input type="checkbox"/> Cash <input checked="" type="checkbox"/> Accrual XX
--	---	--	---

8. Funding Grant Period (See Instructions) From: (Month, Day, Year) <p style="text-align: center;">1/26/96</p>	To: (Month, Day, Year) <p style="text-align: center;">12/31/99</p>	9. Period Covered by this Report From: (Month, Day, Year) <p style="text-align: center;">1/01/97</p>	To: (Month, Day, Year) <p style="text-align: center;">12/31/97</p>
--	---	--	---

10. Transactions:	I Previously Reported	II This Period	III Cumulative
a. Total outlays	0	0	0
b. Recipient share of outlays	0	0	0
c. Federal share of outlays	0	0	0
d. Total unliquidated obligations			0
e. Recipient share of unliquidated obligations			0
f. Federal share of unliquidated obligations			0
g. Total Federal share (Sum of lines c and f)			0
h. Total Federal funds authorized for this funding period grant			16,138,618
i. Unobligated balance of Federal funds (Line h minus line g)			16,138,618

11. Indirect Expense	a. Type of Rate (Place "X" in appropriate box) ----- NOT APPLICABLE ----- <input type="checkbox"/> Provisional <input type="checkbox"/> Predetermined <input type="checkbox"/> Final <input type="checkbox"/> Fixed			
	b. Rate ----- NOT APPLICABLE -----		c. Base ----- NO INDIRECT EXPENSES CHARGED TO THIS GRANT -----	

12. Remarks: Attach any explanations deemed necessary or information required by Federal sponsoring agency in compliance with governing legislation.

13. Certification: **I certify to the best of my knowledge and belief that this report is correct and complete and that all outlays and unliquidated obligations are for the purposes set forth in the award documents.**

Typed or Printed Name and Title Daniel L. Law, Executive Director	Telephone (Area code, number and extension) (303) 830-1550 call Ext. 17
Signature of Authorized Certifying Official 	Date Report Submitted <p style="text-align: center;">March 11, 1998</p>

FINANCIAL STATUS REPORT

(Short Form)

(Follow instructions on the back)

- INITIAL REPORT -

1. Federal Agency and Organizational Element to Which Report is Submitted U.S. Environmental Protection Agency Grants Administration Office	2. Federal Grant or Other Identifying Number Assigned By Federal Agency <p style="text-align: center;">CS080001-97-1</p>	OMB Approval No. 0348-0039	Page 1	of 1	pages
---	---	-------------------------------	-----------	---------	-------

3. Recipient Organization (Name and complete address, including ZIP code)

Colorado Water Resources and Power Development Authority
 1580 Logan Street, Suite 620, Denver, Colorado 80203

4. Employer Identification Number 84-0879485	5. Recipient Account Number or Identifying Number <p style="text-align: center;">N/A</p>	6. Final Report <input type="checkbox"/> Yes <input checked="" type="checkbox"/> No	7. Basis <input type="checkbox"/> Cash <input checked="" type="checkbox"/> Accrual
---	---	--	---

8. Fund Grant Period (See Instructions) From: (Month, Day, Year) 4/29/97	To: (Month, Day, Year) 4/15/17	9. Period Covered by this Report From: (Month, Day, Year) 4/29/97	To: (Month, Day, Year) 12/31/97
---	-----------------------------------	---	------------------------------------

10. Transactions:	I Previously Reported	II This Period	III Cumulative
a. Total outlays	- NOT APPLICABLE -		0
b. Recipient share of outlays		INITIAL REPORT	0
c. Federal share of outlays			0
d. Total unliquidated obligations			0
e. Recipient share of unliquidated obligations			0
f. Federal share of unliquidated obligations			0
g. Total Federal share (Sum of lines c and f)			0
h. Total Federal funds authorized for this fund period grant			4,935,600
i. Unobligated balance of Federal funds (Line h minus line g)			4,935,600

11. Indirect Expense	a. Type of Rate (Place "X" in appropriate box) -----NOT APPLICABLE----- <input type="checkbox"/> Provisional <input type="checkbox"/> Predetermined <input type="checkbox"/> Final <input type="checkbox"/> Fixed			
	b. Rate	c. Base	d. Total Amount	e. Federal Share
-----NOT APPLICABLE-----NO INDIRECT EXPENSES CHARGED TO THIS GRANT-----				

12. Remarks: Attach any explanations deemed necessary or information required by Federal sponsoring agency in compliance with governing legislation.

13. Certification: I certify to the best of my knowledge and belief that this report is correct and complete and that all outlays and unliquidated obligations are for the purposes set forth in the award documents.

Typed or Printed Name and Title Daniel L. Law, Executive Director	Telephone (Area code, number and extension) (303) 830-1550 call Ext. 17
Signature of Authorized Certifying Official 	Date Report Submitted March 11, 1998

Attachment 1

FY 1997 Intended Use Plan

STATE OF COLORADO

Roy Romer, Governor
Patti Shwayder, Executive Director

WATER QUALITY CONTROL COMMISSION
WQCC-CC-82
4300 Cherry Creek Drive South
Denver, Colorado 80222-1530
Phone (303) 692-3520



Colorado Department
of Public Health
and Environment

NOTICE OF FINAL ADOPTION

PURSUANT to the provisions of sections 24-4-103(5) and 24-4-103(11)(a), C.R.S.

NOTICE IS HEREBY GIVEN that the Colorado Water Quality Control Commission, after a public rulemaking process complying with the provisions of 24-4-103 C.R.S., adopted on October 7, 1996, pursuant to 25-8-202(1)(e), (g); 25-8-308(1)(d) and 37-95-107.6(4), C.R.S., and Section 2.1.3 of the "Procedural Rules" the regulation entitled:

"State of Colorado Fiscal Year - 1997 Intended Use Plan" 5.17.8 (5 CCR 1002-24)

Establishing the Revolving Fund Priority List for FY97.


Also, pursuant to 24-4-103(8)(b), C.R.S., this regulation was submitted to the Attorney General for review and was found to be within the authority of the Water Quality Control Commission to promulgate, and further that there are no apparent constitutional deficiencies in its form or substance. Furthermore, in adopting this regulation the Commission also adopted a general Statement of Basis, Specific Statutory Authority, and Purpose in compliance with 24-4-103(4), C.R.S.

This regulation will be submitted to the Office of Legislative Legal Services within twenty (20) days after the date of the Attorney General's Opinion, pursuant to 24-4-103(8)(d), C.R.S., and to the Secretary of State in time for November, 1996 publication in the Colorado Register pursuant to 24-4-103(5) and (11)(d), C.R.S., and will become effective November 30, 1996.

A copy of this regulation is attached and made a part of this notice.*

Dated this 10th day of October, 1996, at Denver, Colorado.

WATER QUALITY CONTROL COMMISSION


Paul D. Frohardt, Administrator

*A copy of this regulation
is available at a charge of \$2.00
pursuant to 24-4-103(9), C.R.S.

STATE OF COLORADO
FY 1997
WPCRF INTENDED USE PLAN

INTRODUCTION

This Intended Use Plan (IUP) will serve as the planning document for explaining how the fiscal year (FY) 1994, 1995, 1996 and 1997 appropriations for the WPCRF will be used. As currently developed, the IUP identifies the specific projects and activities associated with the federal appropriation. All of the funds allotted to the State for FY95 and 96 will be made available to the WPCRF.

The State agrees to submit to EPA, as part of its annual application for a Capitalization Grant under Title VI of the Water Quality Act of 1987 (the Federal Act), an IUP which meets the requirements of Section 605(c) of the Federal Act and S.B. 50 (1988).

The requirements of the Act are as follows:

- ◆ A list of those projects for construction of publicly owned treatment works on the State's priority list developed pursuant to section 215 of this Act and a list of activities eligible for assistance under sections 319 and 320 of the Federal Act;
- ◆ A description of the short and long-term goals of the State's Water Pollution Control Revolving Fund (WPCRF);
- ◆ Information on the activities to be supported, including a description of project categories, discharge requirements under titles III and IV of the Federal Act, terms of financial assistance, and communities served; and
- ◆ The criteria and method established for the distribution of funds.

The State will prepare and submit a Capitalization Grant application based on the FY 1997 allotment for the WPCRF.

To date, the WPCRF has issued 36 loans totalling \$158,674,653. From this total, \$66,862,775 has been utilized from the federal capitalization grants; the amount of grant awards through FY1996 is \$97,243,557.

LIST OF WATER POLLUTION CONTROL REVOLVING FUND PROJECTS

Attached to the 1997 IUP as Appendix A is the statewide project priority list showing the current construction needs for point source wastewater treatment. Also attached as Appendix A-1 is the Eligibility List with 1997 additions and modifications. The Eligibility List consists of projects from the priority list that have or will have approved facility plans or feasibility studies during the 1997 funding year.

LONG TERM GOALS

The State continues to develop long term goals that will insure the integrity of the WPCRF:

1. Maintain the economic viability of the WPCRF while meeting current and projected Water Quality needs in the State of Colorado.

Ensure that the WPCRF remains viable and is self perpetuating to meet the long range water quality needs of the State.

2. Provide technical assistance to governmental agencies for facilitating effective planning, design, financing, and construction of facilities to meet water quality standards.

Customer service will be the focus while utilizing the team approach to create an atmosphere conducive to accomplishing the best practicable project.

3. Maintain compliance with State and Federal Laws and the provisions of the State/EPA Operating Agreement.

SHORT TERM GOALS

In an effort to continually improve the WPCRF program, the State will pursue the following short term goals throughout the calendar year for 1997.

1. Improve the procedures and checklists of the Handbook of Procedures on an as needed basis.
2. Initiate the process for identifying projects in the FY1998 Intended Use Plan by February, 1997.

3. Submit Annual Report to EPA by March 31, 1997.
4. Make improvements to the WPCRF Rules as appropriate. Major revisions will be made once the Clean Water Act is reauthorized.
-Amend Rules to incorporate expanded eligibilities for the FY1998 IUP.
5. Continue coordination with all funding agencies to complete water quality projects identified in the 1997 IUP.
6. Leverage funds in the WPCRF to accommodate the amount of eligible costs projected for loans in 1997 as described in Appendix B.

INFORMATION ON ACTIVITIES TO BE SUPPORTED

Appendix B to the IUP is a table depicting projects that are likely to be funded with loans from the WPCRF during the remainder of calendar year 1996 and all of 1997. The total estimated eligible costs for the 20 projects listed is \$57,496,099. There is over \$25,000,000 available from federal capitalization grants which will be used in part along with state match funds and leveraged funds. The federal amount does not reflect any capitalization grant that may be made for FY1997.

The State intends to use an amount equal to 4% of the Capitalization Grant for Administration of the WPCRF. Additional administrative expenses are covered by a small loan surcharge. The State will also employ the reserve of 1% (or \$100,000, whichever is greater) from the Title VI allotment as provided by Section 604(b) to conduct water quality planning.

All funding agencies meet periodically to coordinate the financial demands of facilities out of compliance and that have a severity of pollution problem per WPCRF Rules (5.2.0.). These projects are listed on the FY 1997 Project Priority list (Appendix A).

The State will provide the necessary assurance and certifications as part of the Capitalization Grant Agreement and Operating Agreement between the State of Colorado and the U.S. Environmental Protection Agency.

The proposed payment schedule using FY 1997 WPCRF funds will be included in the application for the Capitalization Grant. The payment schedule identifies the anticipated amount of EPA Automated Clearinghouse (ACH) draws from the Capitalization Grant and State dollars to be deposited into the WPCRF.

Public Review and Comment:

The Commission held a formal public hearing on October 7, 1996 at which time the State's FY 1997 IUP was adopted. The Water Quality Control Division contacted local governmental agencies on the State's Project Priority List regarding their potential for funding under the WPCRF. Each year, the IUP will be amended to include additional WPCRF projects and the Division will seek further public review and comment.

CRITERIA AND METHODS FOR DISTRIBUTING FUNDS

The WPCRF Rules (5.2.0), the IUP, the Project Priority List attached as Appendix A, and the Eligibility List attached as Appendix A-1 provide a clear, objective system for identifying priority of wastewater management systems. This system uses the following criteria:

- (1) Severity of Pollution
- (2) Quality of Receiving Waters
- (3) Financial Need
- (4) Regionalization
- (5) Water Conservation
- (6) Beneficial Use of Sludge

The rationale for funding projects from the WPCRF priority list in an order other than that shown shall be due to one of the following four reasons:

- (1) Governmental agencies do not wish to participate in the WPCRF or they have received funding from other sources.
- (2) Governmental agencies are not ready to proceed with the project.
- (3) Governmental agencies are not in compliance with requirements identified in the Federal Act.
- (4) Governmental agencies do not have the financial capability to repay a loan.

The WPCRF criteria for reviewing the financial capability of the applicant is included in the State/EPA Operating Agreement.

The State legislation S.B. 50 (1988) establishes a WPCRF as an enduring and viable fund. The WPCRF shall be maintained and be available in perpetuity for providing financial assistance as authorized and limited by the Federal Act.

GRANTS INFORMATION AND CONTROL SYSTEM
 FISCAL YEAR 1997
 WATER POLLUTION CONTROL REVOLVING FUND PRIORITY LIST
 FOR THE STATE OF COLORADO

FUND STATUS	PRIORITY RANK	PRIORITY POINTS	APPLICANT LEGAL NAME, ADDRESS CITY, STATE, ZIP COUNTY	PROJECT NUMBER	DESCRIPTION OF PROJECT	NPDES PERMIT NEEDS FAC NUMBER	TARGET STATE CERT	TOTAL ELIG COST
S	2	100	ARAPAHOE COUNTY W&W AUTHORITY 7305 SOUTH POTOMAC ST. STE 150 ENGLEWOOD CO. 80112 ARAPAHOE	CS08070701	PHOSPHORUS REMOVAL/COMPLIANCE	SCIED P C00037346 08-0400-001		8,750,000
S	3	100	FOUNTAIN SANITATION DIST 116 S. MAIN FOUNTAIN EL PASO CO. 80817	CS08100101	DESIGN & CONST. WWTF			5,000,000
S	4	100	METRO DENVER REC DIST-PHASE III 6450 YORK STREET DENVER CO. 802297407	CS08070003	UPGRADE TRANSMISSION LINES	P C00026638 08-0070-001		46,276,000
S	5	100	METRO DENVER REC DIST-PHASE II 6450 YORK STREET DENVER CO. 802297407	CS08070002	ADV TREATMENT AND UPGRADE	P C00026638 08-0070-001		194,639,000
S	6	100	PALISADE, TOWN OF P.O. BOX 128 PALISADE MESA CO. 81526	CS08099801	UPGRADE WWTF DUE TO COMPLIANCE PROB			500,000
S	7	95	ALLENSPARK WATER AND SAN. DIST. P.O. BOX 91 ALLENSPARK BOULDER CO. 80510	CS08077601	CONS.OF NEW WWTF/SEPTIC PROBLEMS	P NO NUMBER 08-0089-001		1,356,000
S	8	95	BUENA VISTA SAN. DIST. P.O. BOX 1822 BUENA VISTA CHAFFEE CO. 81211	CS08071701	DESIGN AND CONST. OF REGIONAL WWTF	P NO NUMBER 08-0274-001		5,000,000

GRANTS INFORMATION AND CONTROL SYSTEM
 FISCAL YEAR 1997
 WATER POLLUTION CONTROL REVOLVING FUND PRIORITY LIST
 FOR THE STATE OF COLORADO

FUND STATUS	PRIORITY RANK PRIORITY POINTS	APPLICANT LEGAL NAME, ADDRESS CITY, STATE, ZIP COUNTY	PROJECT NUMBER	DESCRIPTION OF PROJECT	NPDES PERMIT NEEDS FAC NUMBER	TARGET STATE CERT	TOTAL ELIG COST
S	9 95	JOHNSONS VILLAGE SID 12874 COUNTY RD_314B BUENA VISTA CO. 81211 CHAFFEE	CS08100301	DESIGN & CONST. COLLECTION & INTERC	P NO NUMBER		1,500,000
S	10 90	HUDSON SANITATION DISTRICT P.O. BOX 56 HUDSON CO. 806420056 WELD	CS08086301	DES & CONS OF WWTF	P C00029581	08-0251-001	500,000
S	11 85	COSTILLA COUNTY BOX 318 SAN LUIS CO. 81152 COSTILLA	CS08076001	UPGRADE OF EXISTING WWTF/TIE-IN WIT	P C00036528	08-0406-001	300,000
S	12 85	HOTCHKISS, TOWN OF P.O. BOX 369 HOTCHKISS CO. 81419 DELTA	CS08071901	DESIGN AND CONST. WWTF	P C00021415	08-0242-001	1,200,000
S	13 85	POWDERHORN METRO DIST. #1 P.O. BOX 370 MESA CO. 81643 MESA	CS08102101	POSSIBLE REGIONALIZATION WITH MESA	P C00023485		3,500,000
S	14 85	ROMEO, TOWN OF P.O. BOX 505 ROMEO CO. 81148 CONEJOS	CS08090901	UPGRADE OF EXISTING WWTF AND I/I	P NO NUMBER	08-0330-001	100,000
S	17 80	IDAHO SPRINGS, CITY OF BOX 907 IDAHO SPRINGS CO. 80452 CLEAR CREEK	CS08100901	I/I CORRECTION		08-0283-001	1,700,000

PGM: G8WPPLR1 10/04/96

GRANTS INFORMATION AND CONTROL SYSTEM
 FISCAL YEAR 1997
 WATER POLLUTION CONTROL REVOLVING FUND PRIORITY LIST
 FOR THE STATE OF COLORADO

FUND STATUS	PRIORITY RANK	PRIORITY POINTS	APPLICANT NAME, ADDRESS CITY, STATE, ZIP COUNTY	LEGAL ADDRESS CITY, STATE, ZIP COUNTY	PROJECT NUMBER	DESCRIPTION OF PROJECT	NPDES PERMIT NEEDS FAC NUMBER	TARGET STATE CERT	TOTAL ELIG COST
S	18		MANASSA, TOWN OF P.O. BOX 170 MANASSA CONEJOS	CO. 81141	CS08082301	SEWER REHABILITATION	P C00042935 08-0236-001		2,200,000
S	19		CENTRAL GRAND VALLEY SD P.O. BOX 40219 GRAND JUNCTION MESA	CO. 81504	CS08104201	INFILTRATION/INFLOW CORRECTION			850,000
S	20		EAST GRAND WQB P.O. BOX 3077 FRASER GRAND	CO. 80442	CS08097301	REGIONALIZATION AWT PROJECT	P NO NUMBER 08-0960-601		5,800,000
S	21		FRASER SANITATION DISTRICT BOX 120 FRASER GRAND	CO. 80442	CS08094201	CONST. OF AWT FAC./REGIONAL FAC.	P C00020966 08-0204-001		2,400,000
S	22		FREMONT COUNTY SID P.O. BOX 9 FLORENCE FREMONT	CO. 81226	CS08102901	PHASE 1 - REGIONALIZATION			3,500,000
S	23		GRAND COUNTY W&S #1 P.O. BOX 3077 WINTER PARK GRAND	CO. 80482	CS08094301	CONST. OF AWT FAC/REGIONAL FAC.	P NO NUMBER 08-0203-001		3,000,000
S	24		GRAND COUNTY/TABERNASH 308 BYERS HOT SULPHUR SPGS. GRAND	CO. 80451	CS08102601	CONSTRUCTION OF WWTf/COLL. SYSTEM			3,000,000

GRANTS INFORMATION AND CONTROL SYSTEM
 FISCAL YEAR 1997
 WATER POLLUTION CONTROL REVOLVING FUND PRIORITY LIST
 FOR THE STATE OF COLORADO

FUND STATUS	PRIORITY RANK PRIORITY POINTS	APPLICANT LEGAL NAME, ADDRESS CITY, STATE, ZIP COUNTY	PROJECT NUMBER	DESCRIPTION OF PROJECT	NPDES PERMIT NEEDS FAC NUMBER	TARGET STATE CERT	TOTAL ELIG COST
S	25 70	BRIGHTON, CITY OF 22 S. 4TH AVENUE BRIGHTON ADAMS CO. 80601	CS08096001	EXPANSION OF WWTF-COLL SYS RENAB.	P C00021547 08-0200-001		5,000,000
S	26 70	CENTER SANITATION DISTRICT P.O. BOX 400 CENTER SAGUACHE CO. 81125	CS08103901	UPGRADE OF WWTF			500,000
S	28 70	ERIE WATER AND SAN. DIST. P.O. BOX 390 ERIE WELD CO. 80516	CS08071001	UPGRADE OF EXISTING WWTF/ADV TREATM	P C00021831 08-0148-001		6,000,000
S	29 70	GALETON WSD P.O. BOX 331 GALETON WELD CO. 80622	CS08102401	WWTF UPGRADE/CAPACITY PROBLEMS	P C00043220		200,000
S	30 70	GARDEN VALLEY W&SO P.O. BOX 17626 COLORADO SPGS. EL PASO CO. 80935	CS08093901	CONNECTION TO COLO SPRG.	P NO NUMBER 08-0323-001		375,000
S	32 70	LA JARA, TOWN OF P.O. BOX 273 LA JARA CONEJOS CO. 81140	CS08083901	UPGRADE OF EXISTING WWTF/WETLANDS	P C00020150 08-0043-001		400,000
S	34 70	LARKSPUR, TOWN OF 9524 SPRUCE MTH. RD. LARKSPUR DOUGLAS CO. 801180271	CS08082201	DES & CONS OF WWTF	P C00035891 08-0380-001		1,600,000

PGH: G8WPPLR1 10/04/96

GRANTS INFORMATION AND CONTROL SYSTEM
FISCAL YEAR 1997
WATER POLLUTION CONTROL REVOLVING FUND PRIORITY LIST
FOR THE STATE OF COLORADO

FUND STATUS	PRIORITY RANK	PRIORITY POINTS	APPLICANT NAME, ADDRESS CITY, STATE, ZIP COUNTY	LEGAL ADDRESS CITY, STATE, ZIP COUNTY	PROJECT NUMBER	DESCRIPTION OF PROJECT	HPDES PERMIT NEEDS FAC NUMBER	TARGET STATE CERT	TOTAL ELIG COST
S	35	70	LITTLETON/ENGLEWOOD 2900 S. PLATTE RIVER DR. ENGLEWOOD DENVER	CO. 80110	CS08070202	EXPAND WWTF/CAPACITY PROBLEMS	P C00032999 08-0960-101		5,000,000
S	36	70	LYONS, TOWN OF BOX 49 LYONS BOULDER	CO. 80540	CS08098701	UPGRADE OF WWTF	P C00020877 08-0309-001		1,000,000
S	37	70	MANZANOLA, TOWN OF P.O. BOX 187 MANZANOLA OTERO	CO. 81058	CS08097701	UPGRADE WWTF	P C00023825 08-0187-001		350,000
S	39	70	MONTE VISTA, CITY OF 4 CHICO CAMINO MONTE VISTA RIO GRANDE	CO. 81144	CS08093601	UPGRADE/EXPANSION OF WWTF	P C00023132 08-0003-001		1,500,000
S	40	70	NEDERLAND, TOWN OF P.O. BOX 396 NEDERLAND BOULDER	CO. 80466	CS08087401	UPGRADE OF EXISTING FAC.	P C00020222 08-0152-001		2,500,000
S	41	70	PAGOSA SPRINGS SD BOX 1859 PAGOSA SPRINGS ARCHULETA	CO. 81147	CS08102501	CONSTRUCTION OF WWTF			1,180,941
S	43	70	WINTER PARK W&SD P.O. BOX 7 WINTER PARK GRAND	CO. 804820007	CS08081601	EXPANSION AND UPGRADE OF WWTF	P C00026051 08-0475-001		3,050,000

GRANTS INFORMATION AND CONTROL SYSTEM
 FISCAL YEAR 1997
 WATER POLLUTION CONTROL REVOLVING FUND PRIORITY LIST
 FOR THE STATE OF COLORADO

FUND STATUS	PRIORITY RANK	PRIORITY POINTS	APPLICANT LEGAL NAME, ADDRESS CITY, STATE, ZIP COUNTY	PROJECT NUMBER	DESCRIPTION OF PROJECT	NPDES PERMIT NEEDS FAC NUMBER	TARGET STATE CERT	TOTAL ELIG COST
S	44		BAYFIELD SANITATION DISTRICT P.O. BOX 9 BAYFIELD LA PLATA	CS08085201	EXPANSION OF WWTF	P C00020273		600,000
	65		CO. 811220020			08-0050-001		
S	46		IGNACIO SANITATION DISTRICT P.O. BOX 367 IGNACIO LA PLATA	CS08080601	I/I CORRECTION	P C00022853		350,000
	65		CO. 81137			08-0180-001		
S	47		LAS ANIMAS, CITY OF 532 CARSON LAS ANIMAS BENT	CS08074301	DESIGN AND CONST. WWTF	P C00032484		1,500,000
	65		CO. 81054			08-0287-001		
S	48		MORGAN COUNTY/MORGAN HEIGHTS P.O. BOX 596 FORT MORGAN MORGAN	CS08081101	DESIGN AND CONST. WWTF	P NO NUMBER		1,500,000
	65		CO. 80701			08-0473-001		
S	49		NEW CASTLE, TOWN OF BOX 166 NEW CASTLE GARFIELD	CS08100601	UPGRADE WWTF FOR AWT			1,200,000
	65		CO. 81647					
S	50		ORDWAY, TOWN OF 315 MAIN ORDWAY CROWLEY	CS08095401	UPGRADE OF EXISTING WWTF	P C00034291		665,000
	65		CO. 81063			08-0183-001		
S	51		PAONIA, TOWN OF P.O. BOX 460 PAONIA DELTA	CS08099301	UPGRADE OF WWTF			3,220,000
	65		CO. 81428			08-0242-001		

PGM: GBWPPLR1 10/04/96

GRANTS INFORMATION AND CONTROL SYSTEM
 FISCAL YEAR 1997
 WATER POLLUTION CONTROL REVOLVING FUND PRIORITY LIST
 FOR THE STATE OF COLORADO

FUND STATUS	PRIORITY RANK PRIORITY POINTS	APPLICANT LEGAL NAME, ADDRESS CITY, STATE, ZIP COUNTY	PROJECT NUMBER	DESCRIPTION OF PROJECT	NPDES PERMIT NEEDS FAC NUMBER	TARGET STATE CERT	TOTAL ELIG COST
S	52 65	REDCLIFF, TOWN OF P.O. BOX 40 REDCLIFF CO. 81649 EAGLE	CS08072501	CONS OF NEW WWTF	P C00021385 08-0226-001		4,000,000
S	53 65	ROCKY FORD, CITY OF 203 S. MAIN ST. ROCKY FORD CO. 81067 OTERO	CS08089901	EXPANSION OF EXISTING WWTF/WETLANDS	P C00023850 08-0011-001		500,000
S	54 65	SILVERTHORNE/DILLON_JSA P.O. BOX 1309 SILVERTHORNE CO. 80498 SUMMIT	CS08097901	DESIGN AND CONST. OF EXPANDED WWTF	P C00020826 08-0960-701		5,500,000
S	56 60	ARRIBA, TOWN OF P.O. BOX 113 ARRIBA CO. 80804 LINCOLN	CS08078901	UPGRADE OF EXISTING WWTF	P C00021130 08-0230-001		208,000
S	57 60	BRECKENRIDGE SANITATION DISTRICT P.O. BOX 1216 BRECKENRIDGE CO. 80424 SUMMIT	CS08094101	CONSTRUCTION OF ADDITIONAL FACILITY	P NO NUMBER 08-0273-001		12,700,000
S	58 60	CRESTED BUTTE SOUTH METRO DIST P.O. BOX CRESTED BUTTE CO. 81224 GUNNISON	CS08099001	UPGRADE WWTF	08-0961-001		1,000,000
S	59 60	EAST RIVER REGIONAL SAN. DIST. P.O. BOX 879 CRESTED BUTTE CO. 81224 GUNNISON	CS08098801	UPGRADE WWTF	P C00040720 08-0960-901		1,000,000

GRANTS INFORMATION AND CONTROL SYSTEM
 FISCAL YEAR 1997
 WATER POLLUTION CONTROL REVOLVING FUND PRIORITY LIST
 FOR THE STATE OF COLORADO

FUND STATUS	PRIORITY RANK PRIORITY POINTS	APPLICANT LEGAL NAME, ADDRESS CITY, STATE, ZIP COUNTY	PROJECT NUMBER	DESCRIPTION OF PROJECT	NPDES PERMIT NEEDS FAC NUMBER	TARGET STATE CERT	TOTAL ELIG COST
S	62 60	PARKER WSD DRAWER 700 PARKER DOUGLAS CO. 80134	CS08102701	UPGRADE BIOSOLIDS FACILITY/AWT			4,500,000
S	65 55	BACA GRANDE WSD P.O. BOX 84 CRESTONE SAGUACHE CO. 81131	CS08096601	UPGRADE OF WWTF	P C00041556 08-0410-001		800,000
S	66 55	CAMPO, TOWN OF P.O. BOX 124 CAMPO BACA CO. 81029	CS08091701	CONSTRUCTION OF INTERCEPTORS/SEWERS	P NO NUMBER 08-0296-001		275,000
S	68 55	CRESTED BUTTE, TOWN OF 308 THIRD, BOX 39 CRESTED BUTTE GUNNISON CO. 81224	CS08100401	CONST. NEW MECHANICAL WWTF			3,000,000
S	69 55	E.GUNNISON/CITY OF GUNNISON GUNNISON GUNNISON CO. 81230	CS08101501	CONNECTION TO GUNNISON			2,000,000
S	70 55	GEORGETOWN, TOWN OF BOX 426 GEORGETOWN CLEAR CREEK CO. 80444	CS08099601	CONSTRUCTION OF DIGESTER			380,000
S	71 55	GLENWOOD SPRINGS, CITY OF 806 COOPER AVENUE GLENWOOD SPGS. GARFIELD CO. 81601	CS08094601	INTERCEPTOR/SEWER REHAB.	08-0138-001		500,000

PGM: GBWPPLR1 10/04/96

GRANTS INFORMATION AND CONTROL SYSTEM
 FISCAL YEAR 1997
 WATER POLLUTION CONTROL REVOLVING FUND PRIORITY LIST
 FOR THE STATE OF COLORADO

FUND STATUS	PRIORITY RANK PRIORITY POINTS	APPLICANT LEGAL NAME, ADDRESS CITY, STATE, ZIP COUNTY	PROJECT NUMBER	DESCRIPTION OF PROJECT	NPDES PERMIT NEEDS FAC NUMBER	TARGET STATE CERT	TOTAL ELIG COST
S	72 55	LOGAN COUNTY 315 MAIN STERLING LOGAN CO. 80751	CS08097601	UNSEWERED AREAS/CONNECTION TO STERL	P NO NUMBER		661,375
S	73 55	SNYDER SAM. DIST. P.O. BOX 757 SNYDER MORGAN CO. 80750	CS08084101	CONSTRUCTION OF NEW WWTF	P NO NUMBER 08-0476-001		500,000
S	74 55	TRINIDAD, CITY OF P.O. BOX 880 TRINIDAD LAS ANIMAS CO. 81082	CS08084401	UPGRADE & EXPANSION OF WWTF	P C00031232 08-0256-001		6,000,000
S	75 50	BENNETT, TOWN OF 355 4TH ST. BENNETT AOAMS CO. 80102	CS08081701	UPGRADE OF EXISTING WWTF	P C00025615 08-0195-001		22,000
S	76 50	BOULDER, CITY OF P.O. BOX 791 BOULDER BOULDER CO. 80306	CS08089601	CAPACITY AND SLUDGE MODIFICATIONS	P C00024147 08-0412-001		6,000,000
S	77 50	CARBONDALE, TOWN OF 76 SOUTH 2ND ST. CARBONDALE GARFIELD CO. 81623	CS08094501	UPGRADE/EXPAND WWTF/INTERCEPTOR	08-0257-001		2,000,000
S	78 50	COLORADO CITY METROPOLITAN DISTRIC P.O. BOX 390 COLORADO CITY PUEBLO CO. 81019	CS08096301	EXPANSION/UPGRADE OF WWTF	P C00021121 08-0125-001		2,500,000

GRANTS INFORMATION AND CONTROL SYSTEM
 FISCAL YEAR 1997
 WATER POLLUTION CONTROL REVOLVING FUND PRIORITY LIST
 FOR THE STATE OF COLORADO

FUND STATUS	PRIORITY RANK PRIORITY POINTS	APPLICANT LEGAL NAME, ADDRESS CITY, STATE, ZIP COUNTY	PROJECT NUMBER	DESCRIPTION OF PROJECT	NPDES PERMIT NEEDS FAC NUMBER	TARGET STATE CERT	TOTAL ELIG COST
S	79 50	CORTEZ SANITATION DISTRICT P.O. BOX 730 CORTEZ MONTEZUMA CO. 813213211	CS08085601	CONST. OF SLUDGE FAC./REPLACE LINES	P C00020125 08-0214-001		275,000
S	80 50	ELBERT WSD P.O. BOX 67 ELBERT ELBERT CO. 80106	CS08085901	UPGRADE OF EXISTING WWTF	P C00582001 08-0278-001		100,000
S	81 50	EVANS, CITY OF 3700 GOLDEN STREET EVANS WELD CO. 80620	CS08095701	EXPANSION OF EXISTING WWTF	P C00020508 08-0163-001		610,000
S	82 50	HILAND ACRES WATER & SAN DIST 9840 E. 157TH AVE. BRIGHTON ADAMS CO. 80601	CS08099701	UPGRADE FACILITY DUE TO NONCOMPLIAN	P C00022594		100,000
S	84 50	SANFORD, TOWN OF P.O. BOX 237 SANFORD CONEJOS CO. 81151	CS08103301	UPGRADE OF WWTF			500,000
S	85 50	VONA, TOWN OF P.O. BOX 86 VONA KIT CARSON CO. 80861	CS08098201	CONSTRUCTION OF WWTF	P C00024520 08-0304-001		310,000
S	86 50	WEST JEFFERSON METRO DIST 390 UNION BLVD, SUITE 400 LAKEWOOD JEFFERSON CO. 80228	CS08090802	EXPAND WWTF FOR GROWTH			6,000,000

GRANTS INFORMATION AND CONTROL SYSTEM
 FISCAL YEAR 1997
 WATER POLLUTION CONTROL REVOLVING FUND PRIORITY LIST
 FOR THE STATE OF COLORADO

FUND STATUS	PRIORITY RANK	PRIORITY POINTS	APPLICANT LEGAL NAME, ADDRESS CITY, STATE, ZIP COUNTY	PROJECT NUMBER	DESCRIPTION OF PROJECT	NPDES PERMIT NEEDS FAC NUMBER	TARGET STATE CERT	TOTAL ELIG COST
S	87		BEAR CREEK WSD 2517 S. FLOWER ST. LAKEWOOD CO. 80227	CS08103401	CONSTRUCTION OF WWTF/COLL. SYSTEM			463,000
	45		JEFFERSON					
S	89		ELIZABETH, TOWN OF BOX 159 ELIZABETH CO. 80107	CS08100501	EXPAND WWTF DUE TO GROWTH			2,500,000
	45		ELBERT					
S	90		ESTES PARK WSD P.O. BOX 1200 ESTES PARK CO. 80517	CS08080201	EXP. OF EXISTING WWTF AND I/I CORRE P C00020290	08-0047-001		100,000
	45		LARIMER					
S	92		FORT MORGAN/SPANISH COLONY P.O. BOX 100 FORT MORGAN CO. 80701	CS08103201	CONNECTION OF UNSEWERED AREAS			125,000
	45		MORGAN					
S	94		FRISCO SAN. DIST. P.O. BOX 601 FRISCO CO. 80443	CS08080902	CONNECTION TO UNSEWERED AREAS	P C00037907		500,000
	45		SUMMIT			08-0196-001		
S	96		LAMAR, CITY OF P.O. BOX 270 LAMAR CO. 810520270	CS08096201	UPGRADE FOR GROUNDWATER DISCHARGE	P C00023671		800,000
	45		PROWERS			08-0286-001		
S	97		LOCHBUIE, TOWN OF 152 POPLAR BRIGHTON CO. 80601	CS08101001	DES & CONST OF INTERCEPTOR			1,000,000
	45		WELD			08-0320-001		

GRANTS INFORMATION AND CONTROL SYSTEM
 FISCAL YEAR 1997
 WATER POLLUTION CONTROL REVOLVING FUND PRIORITY LIST
 FOR THE STATE OF COLORADO

FUND STATUS	PRIORITY RANK	PRIORITY POINTS	APPLICANT LEGAL NAME, ADDRESS CITY, STATE, ZIP COUNTY	PROJECT NUMBER	DESCRIPTION OF PROJECT	NPDES PERMIT NEEDS FAC NUMBER	TARGET STATE CERT	TOTAL ELIG COST
S	98		MERINO, TOWN OF BOX 211 MERINO LOGAN	CO. 80741	CS08099501 DESIGN & CONST. WWTF			500,000
S	99		NORTH DELTA SAN. DIST. 1562 96TH LANE DELTA DELTA	CO. 81416	CS08094001 POSSIBLE REGIONALIZATION	P NO NUMBER 08-0487-001		1,506,697
S	101		REDSTONE WSD 0215 REDSTONE BLVD. REDSTONE PITKIN	CO. 81623	CS08103501 EXPANSION OF WWTF			1,200,000
S	102		RIFLE, CITY OF (SOUTH) BOX 1908 RIFLE GARFIELD	CO. 81650	CS08101201 LINE LAGOONS & SLUDGE HANDLING	P C00030970 08-0133-001		650,000
S	103		RYE, TOWN OF P.O. BOX 236 RYE PUEBLO	CO. 81069	CS08072801 CONNECTION TO COLO CITY MD	P C00041769 08-0185-001		750,000
S	104		STERLING, CITY OF CITY HALL - CENTENNIAL SQUARE STERLING LOGAN	CO. 80751	CS08087801 UPGRADE WWTF FOR AWT/COLL. SYSTEM	P C00026247 08-0075-001		2,500,000
S	105		WALSENBURG, CITY OF 525 S. ALBERT ST. WALSENBURG HUERFANO	CO. 81089	CS08098101 UPGRADE OF WWTF	P C00020745 08-0054-001		1,000,000

PGM: GBWPPLR1 10/04/96

GRANTS INFORMATION AND CONTROL SYSTEM
 FISCAL YEAR 1997
 WATER POLLUTION CONTROL REVOLVING FUND PRIORITY LIST
 FOR THE STATE OF COLORADO

FUND STATUS	PRIORITY RANK PRIORITY POINTS	APPLICANT LEGAL NAME, ADDRESS CITY, STATE, ZIP COUNTY	PROJECT NUMBER	DESCRIPTION OF PROJECT	NPDES PERMIT NEEDS FAC NUMBER	TARGET STATE CERT	TOTAL ELIG COST
S	106 45	WESTMINSTER, CITY OF 4800 W 92ND AVE WESTMINSTER CO. 80030 ADAMS/JEFFERSON	CS08080501	WASTEWATER RE-USE PROJECT	P C00024171 08-0073-003		13,000,000
S	107 40	CHEYENNE WELLS SAN. DIST. P.O. BOX 262 CHEYENNE WELLS CO. 80810 CHEYENNE	CS08074701	DESIGN AND CONST. OF WWTF	P C00041386 08-0231-001		200,000
S	108 40	DACONO, CITY OF 512 CHERRY ST., BOX 186 DACONO CO. 80514 WELD	CS08099901	DESIGN & CONST. INTERCEPTOR, ENLARG			2,000,000
S	109 40	EAGLE, TOWN OF P.O. BOX 609 EAGLE CO. 81631 EAGLE	CS08092901	DESIGN & CONST. WWTF/REFINANCE	P C00021059 08-0277-001		4,014,500
S	110 40	GEM VILLAGE/BAYFIELD SD P.O. BOX 9 BAYFIELD CO. 811220009 LA PLATA	CS08088601	UPGRADE WWTF/SLUDGE REMOVAL	P C00039276 08-0480-001		150,000
S	111 40	HERMOSA SAN. DIST. P.O. BOX 2217 DURANGO CO. 81302 LA PLATA	CS08095801	REGIONALIZATION	P C00040452 08-0960-301		500,000
S	113 40	MT. CRESTED BUTTE/MERIDIAN LAKES P.O. DRAWER E MT. CRESTED BUTTE CO. 81225 GUNNISON	CS08098901	EXPANSION AND UPGRADE OF WWTF			1,000,000

GRANTS INFORMATION AND CONTROL SYSTEM
 FISCAL YEAR 1997
 WATER POLLUTION CONTROL REVOLVING FUND PRIORITY LIST
 FOR THE STATE OF COLORADO

FUND STATUS	PRIORITY RANK PRIORITY POINTS	APPLICANT LEGAL NAME, ADDRESS CITY, STATE, ZIP COUNTY	PROJECT NUMBER	DESCRIPTION OF PROJECT	NPDES PERMIT NEEDS FAC NUMBER	TARGET STATE CERT	TOTAL ELIG COST
S	114 40	PAGOSA SPRINGS/KOA BOX 1859 PAGOSA SPRINGS ARCHULETA CO. 81147	CS08097801	CONNECTION TO PAGOSA SPRINGS	P NO NUMBER		250,000
S	115 40	ST MARYS GLACIER IDAHO SPRINGS CLEAR CREEK CO. 80452	CS08087902	UPGRADE OF WWTF			1,000,000
S	117 35	AULT, TOWN OF BOX 98 AULT WELD CO. 80610	CS08101301	CONSTRUCTION OF NEW WWTF	P NO NUMBER		500,000
S	118 35	BROOMFIELD, CITY OF P.O. BOX 1415 BROOMFIELD BOULDER CO. 80038	CS08097101	WASTEWATER RE-USE PROJECT/SLUDGE	P C00026409 08-0041-001		15,000,000
S	120 35	H.GUNNISON/CITY OF GUNNISON GUNNISON GUNNISON CO. 81230	CS08101901	CONNECTION TO GUNNISON			100,000
S	121 35	PPACOG/CHEYENNE MTN ZOO 4250 CHEYENNE MTN ZOO RD. COLORADO SPGS. EL PASO CO. 80906	CS08097201	CONNECTION TO COLO. SPGS.	P C00031917 08-0960-501		650,000
S	122 35	STEAMBOAT SPRINGS, CITY OF P.O. BOX 775088 STEAMBOAT SPRINGS ROUIT CO. 80477	CS08095102	EXPANSION OF WWTF	P C00035556		5,000,000

PGM: GBWPPLR1 10/04/96

GRANTS INFORMATION AND CONTROL SYSTEM
 FISCAL YEAR 1997
 WATER POLLUTION CONTROL REVOLVING FUND PRIORITY LIST
 FOR THE STATE OF COLORADO

FUND STATUS	PRIORITY RANK PRIORITY POINTS	APPLICANT LEGAL NAME, ADDRESS CITY, STATE, ZIP COUNTY	PROJECT NUMBER	DESCRIPTION OF PROJECT	NPDES PERMIT NEEDS FAC NUMBER	TARGET STATE CERT	TOTAL ELIG COST
S	123 30	SOUTH DURANGO SAN. DIST. P.O. BOX 5232 DURANGO CO. 81301 LA PLATA	CS08096501	EXPANSION/CONSTRUCTION OF NEW WWTF	P C00041262		1,000,000
S	124 30	SOUTH FT. COLLINS SD 4700 S. COLLEGE AVE. FORT COLLINS CO. 80525 LARIMER	CS08098001	SLUDGE/EXPAND WWTF & REGIONAL PLANN	P C00020737 08-0046-001		2,000,000
S	125 30	SUNSET METRO DIST/ELLCOTT CALHAN CO. 80808 EL PASO	CS08099401	INTERCEPTOR TO SUNSET METRO DIST			100,000
S	127 25	BYERS WSD P.O. BOX 301 BYERS CO. 80103 ARAPAHOE	CS08101401	UPGRADE OF LAGOON SYSTEM			575,000
S	128 25	DOVE CREEK, TOWN OF P.O. BOX 508 DOVE CREEK CO. 81324 DOLORES	CS08100201	NEED PLANT UPGRADE	P C00023434		500,000
S	129 25	EAST EATON WATER AND SANITATION DI P.O. BOX 2193 EATON CO. 80615 WELD	CS08092801	CONSTRUCTION OF INTERCEPTOR/SEWERS	P NO NUMBER 08-0098-001		650,000
S	130 25	FLEMING, TOWN OF BOX 468 FLEMING CO. 80728 LOGAN	CS08101601	EXPANSTION AND UPGRADE OF WWTF			385,578

GRANTS INFORMATION AND CONTROL SYSTEM
 FISCAL YEAR 1997
 WATER POLLUTION CONTROL REVOLVING FUND PRIORITY LIST
 FOR THE STATE OF COLORADO

FUND STATUS	PRIORITY RANK	PRIORITY POINTS	APPLICANT LEGAL NAME, ADDRESS CITY, STATE, ZIP COUNTY	PROJECT NUMBER	DESCRIPTION OF PROJECT	NPDES PERMIT NEEDS FAC NUMBER	TARGET STATE CERT	TOTAL ELIG COST
S	131	25	HOLYOKE, TOWN OF 207 W. DENVER ST. HOLYOKE PHILLIPS CO. 80734	CS08101801	UPGRADE OF WWTF	-	-	655,000
S	132	25	MEAD, TOWN OF P.O. BOX 626 MEAD WELD CO. 80542	CS08103101	UPGRADE OF WWTF	-	-	150,000
S	133	25	MONTE VISTA VETERANS CTR WWTF 4 CHICO CAMINO MONTE VISTA RIO GRAND CO. 81144	CS08098301	UPGRADE WWTF	P C00036927 08-0960-801		500,000
S	137	25	SEIBERT, TOWN OF P.O. BOX 114 SEIBERT KIT CARSON CO. 808340114	CS08087601	UPGRADE OF EXISTING WWTF	P C00032972 08-0308-001		50,000
S	140	25	SOUTH FORK WSD P.O. BOX 303 SOUTH FORK RIO GRANDE CO. 81154	CS08103801	REHABILITATION OF WWTF	-	-	150,000
S	141	25	SPRINGFIELD, TOWN OF 748 MAIN STREET SPRINGFIELD BACA CO. 81073	CS08103601	EXTENSION OF SEWER LINE	-	-	1,000,000
S	143	25	SUPERIOR METRO DIST. #1 124 E. COAL CREEK DR. SUPERIOR BOULDER CO. 80027	CS08101101	DES & CONST OF LIFT STATION	-	-	700,000

PGM: GBWPPLR1 10/04/96

GRANTS INFORMATION AND CONTROL SYSTEM
 FISCAL YEAR 1997
 WATER POLLUTION CONTROL REVOLVING FUND PRIORITY LIST
 FOR THE STATE OF COLORADO

FUND STATUS	PRIORITY RANK PRIORITY POINTS	APPLICANT LEGAL NAME, ADDRESS CITY, STATE, ZIP COUNTY	PROJECT NUMBER	DESCRIPTION OF PROJECT	NPDES PERMIT NEEDS FAC NUMBER	TARGET STATE CERT	TOTAL ELIG COST
S	146 25	WATTENBURG, TOWN OF C/O WELD CO.-1400 N 17TH AVE GREELEY CO. 80631 WELD	CS08092601	CONSTRUCTION OF NEW WWTF	P NO NUMBER 08-0485-001		1,000,000
S	147 20	DEL NORTE, TOWN OF 565 PINE STREET DEL NORTE CO. 81132 RIO GRANDE	CS08099101	UPGRADE WWTF			500,000
S	148 15	CASTLE PINES NORTH METRO DISTRICT 482 HAPPY CANYON ROAD CASTLE ROCK CO. 80104 DOUGLAS	CS08094801	UPGRADE PUMP STATION/TRUNK LINES	P NO NUMBER 08-0488-001		385,000
N	1 120	CLEAR CREEK/ARAPAHOE PARK EMPIRE CO. 80438 CLEAR CREEK	CS08100701	CONST. INTERCEPTOR	P NO NUMBER		800,000
N	15 80	BLACKHAWK/CENTRAL CITY P.O. BOX 85 CENTRAL CITY CO. 804220085 CLEAR CREEK	CS08085401	CONS OF NEW WWTF	P C00023949 08-0272-001		25,000,000
N	16 80	FT COLLINS/PHASE III 700 WOOD STREET-P.O. BOX 580 FT COLLINS CO. 805220580 LARIMER	CS08080802	CONSTRUCTION OF REG. FAC.	P NO NUMBER 08-0037-001		50,000,000
N	27 70	DOUGLAS COUNTY/LOUVIERS P.O. BOX 121 LOUVIERS CO. 80131 DOUGLAS	CS08093801	UPGRADE OF EXISTING WWTF	P C00027359 08-0288-001		350,000

5-22

GRANTS INFORMATION AND CONTROL SYSTEM
 FISCAL YEAR 1997
 WATER POLLUTION CONTROL REVOLVING FUND PRIORITY LIST
 FOR THE STATE OF COLORADO

FUND STATUS	PRIORITY RANK	PRIORITY POINTS	APPLICANT LEGAL NAME, ADDRESS CITY, STATE, ZIP COUNTY	PROJECT NUMBER	DESCRIPTION OF PROJECT	NPDES PERMIT NEEDS FAC NUMBER	TARGET STATE CERT	TOTAL ELIG COST
N	31		JOES, TOWN OF P.O. BOX 92 JOES YUMA CO. 80822	CS08084301	CONSTRUCTION OF NEW WWTF	P NO NUMBER		350,000
N	33		LARIMER COUNTY/REGIONAL PLAN P.O. BOX 1190 FT. COLLINS LARIMER CO. 80522	CS08098601	REGIONALIZATION WITH FT. COLLINS			15,000,000
N	38		MESA WSD P.O. BOX 213 MESA MESA CO. 81643	CS08102801	UPGRADE OF WWTF/POSSIBLE REGIONALIZ			3,000,000
N	42		RICO, TOWN OF 1580 LINCOLN, SUITE 900 DENVER DOLORES CO. 80203	CS08083701	CONSTRUCTION OF NEW WWTF/COLL. SYST P C00029793			1,000,000
N	45		BERKELEY WATER AND SAN. DIST. 5445-B FEDERAL BLVD DENVER ADAMS CO. 80221	CS08076201	FAILING SEPTICS/COLL SYSTEM UPGRADE P NO NUMBER	08-0129-001		361,000
N	55		AGUILAR, TOWN OF P.O. BOX 538 AGUILAR LAS ANIMAS CO. 81020	CS08096901	CONSTRUCTION FOR GROUNDWATER DISCHA P C00033065			200,000
N	60		GYPSUM, TOWN OF P.O. BOX 130 GYPSUM EAGLE CO. 81637	CS08093301	UPGRADE OF EXISTING WWTF	P NO NUMBER	08-0225-001	450,000

PGM: GBWPPLR1 10/04/96

GRANTS INFORMATION AND CONTROL SYSTEM
 FISCAL YEAR 1997
 WATER POLLUTION CONTROL REVOLVING FUND PRIORITY LIST
 FOR THE STATE OF COLORADO

FUND STATUS	PRIORITY RANK PRIORITY POINTS	APPLICANT LEGAL NAME, ADDRESS CITY, STATE, ZIP COUNTY	PROJECT NUMBER	DESCRIPTION OF PROJECT	NPDES PERMIT NEEDS FAC NUMBER	TARGET STATE CERT	TOTAL ELIG COST
N	61	NORTH LAMAR SAN. DIST. P.O. BOX 1771 LAMAR CO. 81052	CS08093701	CONSTRUCTION OF ADDL. PRESSURE SEWE P NO NUMBER	-	-	250,000
	60	PROWERS					
N	63	ROUTT COUNTY/HAHN'S PEAK CO.	CS08103701	CONNECTION TO CENTRAL SYSTEM	-	-	1,000,000
	60	ROUTT					
N	64	ATWOOD, TOWN OF 16373 US HIGHWAY 6 ATWOOD CO. 80722	CS08091801	CONSTRUCTION OF NEW WWTF	P NO NUMBER	-	750,000
	55	LOGAN					
N	67	COPE, TOWN OF COPE CO. 80812	CS08091501	CONSTRUCTION OF NEW WWTF	P NO NUMBER	-	750,000
	55	WASHINGTON					
N	83	MOFFAT, TOWN OF P.O. BOX 353 MOFFAT CO. 81143	CS08083801	CONSTRUCTION OF NEW WWTF	P C00037621	-	500,000
	50	SAGUACHE			08-0356-001		
N	88	CRESTONE, TOWN OF 199 NORTH ALDER STREET CRESTONE CO. 81131	CS08093501	CONSTRUCTION OF NEW WWTF	P NO NUMBER	-	500,000
	45	SAGUACHE			08-0338-001		
N	91	FORT GARLAND WSD P.O. BOX 309 FT GARLAND CO. 81133	CS08095001	CONSTRUCTION OF NEW WWTF	-	-	500,000
	45	COSTILLA			08-0239-001		

GRANTS INFORMATION AND CONTROL SYSTEM
 FISCAL YEAR 1997
 WATER POLLUTION CONTROL REVOLVING FUND PRIORITY LIST
 FOR THE STATE OF COLORADO

FUND STATUS	PRIORITY RANK PRIORITY POINTS	APPLICANT LEGAL NAME, ADDRESS CITY, STATE, ZIP COUNTY	PROJECT NUMBER	DESCRIPTION OF PROJECT	NPDES PERMIT NEEDS FAC NUMBER	TARGET STATE CERT	TOTAL ELIG COST
N	93 45	FOWLER, TOWN OF 114 E. CRANSTON AVENUE FOWLER CO. 81039 OTERO	CS08101701	EXPANSION OF WWTF			500,000
N	95 45	LA JUNTA, CITY OF BOX 489 LA JUNTA CO. 81050 OTERO	CS08100801	NEED TO RE-LINE LAGOONS			500,000
N	100 45	PINON WATER AND SAN. DIST. RT. 1 BOX 426 FF TRINIDAD CO. 81082 LAS ANIMAS	CS08077901	UPGRADE OF EXISTING WWTF	P NO NUMBER 08-0313-001		300,000
N	112 40	MONTEZUMA, TOWN OF P.O. BOX 1476 DILLON CO. 80435 SUMMIT	CS08081401	CONSTRUCTION OF NEW WWTF	P NO NUMBER		1,000,000
N	116 40	UTE PASS AREA-CHIPETA/CASCADE/GREE P.O. BOX 524 GREEN MTN FALLS CO. 80819 EL PASO	CS08092701	CONSTRUCTION OF NEW WWTF	P NO NUMBER		1,000,000
N	119 35	FORT LUPTON, CITY OF 130 SO. MCKINLEY AVENUE FT. LUPTON CO. 80621 WELD	CS08095201	SYSTEM CHANGE; WASTEWATER RE-USE FO		08-0126-001	100,000
N	126 25	BURLINGTON, TOWN OF 415 15TH STREET BURLINGTON CO. 80807 KIT CARSON	CS08104301	EXPAND/UPGRADE WWTF			250,000

PGM: GBWPLR1 10/04/96

GRANTS INFORMATION AND CONTROL SYSTEM
FISCAL YEAR 1997
WATER POLLUTION CONTROL REVOLVING FUND PRIORITY LIST
FOR THE STATE OF COLORADO

FUND STATUS	PRIORITY RANK PRIORITY POINTS	APPLICANT LEGAL NAME, ADDRESS CITY, STATE, ZIP COUNTY	PROJECT NUMBER	DESCRIPTION OF PROJECT	NPDES PERMIT NEEDS FAC NUMBER	TARGET STATE CERT	TOTAL ELIG COST
N	134 25	MOSCA GENERAL IMPROVEMENT DISTRICT P.O. BOX 178 ALAMOSA ALAMOSA CO. 81101	CS08091401	CONSTRUCTION OF NEW WWTF	P NO NUMBER		300,000
N	135 25	NORTH WALSENBURG WALSENBURG HUERFANO CO. 81089	CS08102001	CONNECTION TO WALSENBURG/NEW WWTF			400,000
N	136 25	PENROSE/FREMONT COUNTY PENROSE FREMONT CO. 81240	CS08104001	UPGRADE OF WWTF			500,000
N	138 25	SEVERANCE, TOWN OF BOX 122 SEVERANCE WELD CO. 80546	CS08102301	UPGRADE OF WWTF			200,000
N	139 25	SILVER HILLS SD P.O. BOX 378 LEADVILLE LAKE CO. 80461	CS08087701	CONNECTION TO LEADVILLE	P NO NUMBER		150,000
N	142 25	STARKVILLE, TOWN OF RTE. 1, P.O. BOX 407 STARKVILLE LAS ANIMAS CO. 81082	CS08083501	REGIONALIZATION TO TRINIDAD	P NO NUMBER 08-0350-001		100,000
N	144 25	SYLVAN LAKES W&SD P.O. BOX 156 LEADVILLE LAKE CO. 80461	CS08088001	CONSTRUCTION OF NEW WWTF	P NO NUMBER 08-0325-001		100,000

PGM: GBWPLR1 10/04/96

GRANTS INFORMATION AND CONTROL SYSTEM
FISCAL YEAR 1997
WATER POLLUTION CONTROL REVOLVING FUND PRIORITY LIST
FOR THE STATE OF COLORADO

FUND STATUS	PRIORITY RANK PRIORITY POINTS	APPLICANT LEGAL NAME, ADDRESS CITY, STATE, ZIP COUNTY	PROJECT NUMBER	DESCRIPTION OF PROJECT	NPDES PERMIT NEEDS FAC NUMBER	TARGET STATE CERT	TOTAL ELIG COST
N	145 25	THREE LAKES WSD P.O. BOX 899 GRAND LAKE GRAND	CS08102201	UPGRADE WWTFF FOR PHOSPHORUS			8,000,000

APPENDIX A-1
 COLORADO PROJECT ELIGIBILITY LIST
 FISCAL YEAR 1997

<u>No. of Projects</u>	<u>Funding Status**</u>	<u>Entity</u>	<u>County</u>
1	S	Allenspark Water & Sanitation District	Boulder
2	T	Arapahoe County Water & Wastewater Authority	Arapahoe
3	U	Arriba, Town of	Lincoln
4	U	Ault, Town of	Weld
5	U	Baca Grande Water & San District	Saguache
6	T	Bayfield Sanitation District	La Plata
7	U	Bear Creek WSD	Jefferson
8	U	Bennett, Town of	Adams
9	U	Boulder, City of	Boulder
10	T	Breckenridge Sanitation District	Summit
11	S	Brighton, City of	Adams
12	U	Broomfield, City of	Jeff/Bldr/Adms/Weld
13	T	Buena Vista Sanitation District	Chaffee
14	U	Byers WSD	Arapahoe
15	T	Campo, Town of	Baca
16	U	Carbondale, Town of	Garfield
17	U	Castle Pines North Metro District	Douglas
18	U	Center WSD	Saguache
19	U	Central Grand Valley SD	Mesa
20	U	Cheyenne Wells Sanitation District	Cheyenne
21	U	Colorado City Metro District	Pueblo
22	U	Cortez Sanitation District	Montezuma
23	T	Costilla County Water & Sanitation District	Costilla
24	S	Crested Butte South Metro District	Gunnison
25	S	Crested Butte, Town of	Gunnison
26	U	Dacono, City of	Weld
27	U	Del Norte, Town of	Rio Grande
28	U	Dove Creek, Town of	Dolores
29	S	Eagle, Town of	Eagle
30	U	East Eaton Water & Sanitation District	Weld
31	U	East Grand Water Quality Board	Grand
32	T	East River Regional Sanitation District	Gunnison
33	U	Elbert Water & Sanitation District	Elbert
34	U	Elizabeth, Town of	Elbert
35	U	Erie Water & Sanitation District	Boulder/Weld
36	U	Estes Park WSD	Larimer
37	U	Evans, Town of	Weld
38	U	Fleming, Town of	Logan
39	U	Fort Morgan/Spanish Colony	Morgan
40	S	Fountain Sanitation District	El Paso
41	U	Fraser Sanitation District	Grand
42	T	Fremont County Special Improvement District	Fremont
43	U	Frisco Sanitation District	Summit
44	U	Galeton Water & San District	Adams
45	T	Garden Valley Water & San District	El Paso

APPENDIX A-1 (Continued)
 COLORADO PROJECT ELIGIBILITY LIST
 FISCAL YEAR 1997

<u>No. of Projects</u>	<u>Funding Status**</u>	<u>Entity</u>	<u>County</u>
46	U	Georgetown, Town of	Clear Creek
47	U	Glenwood Springs, City of	Garfield
48	U	Grand County No. 1	Grand
49	U	Grand County/Tabernash	Grand
50	U	Hermosa Sanitation District	La Plata
51	U	Hiland Acres Water & Sanitation District	Adams
52	U	Holyoke, City of	Phillips
53	S	Hotchkiss, Town of	Delta
54	T	Hudson Sanitation District	Weld
55	T	Idaho Springs, City of	Clear Creek
56	T	Ignacio Sanitation District	La Plata
57	U	Johnson's Village Special Improvement District	Chaffee
58	U	La Jara, Town of	Conejos
59	U	Lamar, City of	Prowers
60	U	Larkspur, Town of	Douglas
61	T	Las Animas, City of	Bent
62	U	Littleton/Englewood	Arapahoe
63	U	Lochbuie, Town of	Weld
64	U	Logan County	Logan
65	T	Lyons, Town of	Boulder
66	S	Manassa, Town of	Conejos
67	S	Manzanola, Town of	Otero
68	U	Mead, Town of	Weld
69	U	Merino, Town of	Logan
70	U	Metro Denver Reclamation, Phase II	Adams
71	U	Metro Denver Reclamation, Phase III	Adams
72	T	Monte Vista, City of	Rio Grande
73	U	Monte Vista Veterans Center WWTF	Rio Grande
74	T	Morgan Cnty/Morgan Hghts (Country Club Park Met D)	Morgan
75	S	Mt. Crested Butte/Meridian Lakes	Gunnison
76	U	Nederland, Town of	Boulder
77	U	New Castle, Town of	Garfield
78	U	North Delta Sanitation District	Delta
79	S	Ordway, Town of	Crowley
80	U	Pagosa Springs/KOA	Archuleta
81	U	Pagosa Springs San District	Archuleta
82	U	Palisade, Town of	Mesa
83	T	Paonia, Town of	Delta
84	U	Parker Water & Sanitation District	Douglas
85	T	Pikes Peak Area Council of Govt/Cheyenne Mt. Zoo	El Paso
86	U	Powderhorn Metro District #1	Mesa
87	T	Redcliff, Town of	Eagle
88	U	Rifle, City of (South)	Garfield
89	U	Rocky Ford, City of	Otero
90	U	Romeo, Town of	Conejos

APPENDIX A-1 (Continued)
 COLORADO PROJECT ELIGIBILITY LIST
 FISCAL YEAR 1997

<u>No. of Projects</u>	<u>Funding Status**</u>	<u>Entity</u>	<u>County</u>
91	U	Rye, Town of	Pueblo
92	U	Sanford, Town of	Conejos
93	U	Seibert, Town of	Kit Carson
94	U	Silt, Town of	Garfield
95	U	Silverthorne/Dillon	Summit
96	S	Snyder Sanitation District	Morgan
97	U	South Durango San District	La Plata
98	T	South Fort Collins Sanitation District	Larimer
99	U	St. Mary Glacier	Clear Creek
100	U	Steamboat Springs, City of (WWTF)	Routt
101	U	Sterling, City of	Logan
102	T	Sunset Metro District/Ellicott School District	El Paso
103	U	Superior Metro Dist #1	Boulder
104	U	Trinidad, City of	Las Animas
105	S	Vona, Town of	Kit Carson
106	U	Walsenburg, City of	Huerfano
107	U	Wattensburg, Town of	Weld
108	U	West Jefferson Metro District	Jefferson
109	T	Westminster, City of	Adams/Jeff/Boulder
110	S	Winter Park Water & Sanitation District	Grand

**

- S = Approved facility plan; ready for funding
 T = Facility plan/feasibility study submitted for review; ready for funding during current fiscal year
 U = Facility plan/feasibility study expected to be submitted and ready for funding during current fiscal year

Additions to the 97 Eligibility List include:

- | | |
|----------------------------------|------------------------------|
| 1. Ault, Town of | 20. Holyoke, City of |
| 2. Bear Creek WSD | 21. Johnson's Village SID |
| 3. Byers, Town of | 22. Logan County |
| 4. Carbondale, Town of | 23. Mead, Town of |
| 5. Center San Dist | 24. Merino, Town of |
| 6. Central Grand Valley San Dist | 25. New Castle, Town of |
| 7. Del Norte, Town of | 26. Pagosa Springs/KOA |
| 8. Eagle, Town of | 27. Pagosa Springs San Dist |
| 9. Elizabeth, Town of | 28. Parker WSD |
| 10. Estes Park WSD | 29. Powderhorn Metro Dist #1 |
| 11. Fleming, Town of | 30. Redcliff, Town of |
| 12. Ft. Morgan Spanish Colony | 31. Redstone WSD |
| 13. Fraser Sanitation District | 32. Rocky Ford, City of |
| 14. Fremont County SID | 33. Sanford, Town of |
| 15. Galeton Water & San Dist | 34. South Durango San Dist |
| 16. Glenwood Springs, City of | 35. South Fork WSD |
| 17. Grand County/Tabemash | 36. Springfield, Town of |
| 18. Gunnison, City of (North) | 37. St. Marys Glacier |
| 19. Gunnison, City of (East) | 38. Superior Metro Dist #1 |

APPENDIX A-1 (Continued)
COLORADO PROJECT ELIGIBILITY LIST
FISCAL YEAR 1997

Deletions due to completed projects, projects being funded by other resources, name/project change, or facilities in compliance include:

1. Bent County
2. Coal Creek/Williamsburg
3. Chaffee County/Johnsons Village
4. Colorado Springs
5. Crawford, Town of
6. Delta/Garnett Mesa
7. Estes Park, Town of
8. Flagler San District
9. Fort Collins
10. Fort Morgan
11. Fraser, Town of
12. Fremont San Dist
13. Gem Village San Dist
14. Greeley, City of
15. Gunnison Cnty/Antelope Hills
16. Kiowa, Town of
17. Log Lane Village, Town of
18. Marble, Town of
19. Mesa County/Rosevale Rd
20. Metro Denver Rec Dist-Phase IV
21. Montrose County/Springs Creek Estates
22. Montrose County/Springs Creek Mesa
23. Orchard City, Town of
24. Parachute, Town of
25. Redcliff Water & San Dist
26. Rockvale
27. San Juan River Village Metro Dist
28. San Miguel County/Last Dollar HOA
29. Silt, Town of
30. Teller County WQMA
31. Upper Eagle Valley
32. Weld County/Regional
33. West Glenwood Springs San Dist

APPENDIX B
PROJECTED WPCRF LOAN FOR 1997

LOAN #	NAME AMOUNT TARGET	BINDING DATE TARGET	BINDING DESCRIPTION	PROJECT FUNDS	FED FY
08096801	Breckenridge Sanitation District	8,000,000	10/01/97	Const of WWTF	95
08097101	Broomfield, City of	12,500,000	12/01/96	Wastewater Reuse Project	94
08099001	Crested Butte South Metro District	500,000	01/01/97	Upgrade WWTF	94
08092901	Eagle, Town of	3,000,000	06/01/97	Const of WWTF	95
08071001	Erie Water & Sanitation District	1,000,000	06/01/97	Upgrade WWTF for AWT	95
08093901	Garden Valley	150,000	06/01/97	Connect to Colorado Springs	95
08071901	Hotchkiss, Town of	1,200,000	06/01/97	Des & Const of WWTF	95
08086301	Hudson Sanitation District	1,500,000	06/01/97	Des & Const of WWTF	95
08074301	Las Animas, City of	100,000	06/01/97	Des & Const of WWTF	94
08070202	Littleton/Englewood	5,000,000	10/01/97	Upgrade WWTF for Capacity	95
08098701	Lyons, Town of	1,000,000	12/01/96	Expand WWTF	95
08093601	Monte Vista, City of	510,000	10/01/97	Const of Biosolids Facilities	95
08098301	Monte Vista Veterans Center WWTF	500,000	10/01/97	Upgrade WWTF	95
08099301	Paonla, Town of	3,220,000	06/01/97	Upgrade WWTF	94
08097201	PPACOG/Cheyenne Mt. Zoo	500,000	04/01/97	Connect to Colorado Springs	94
08098001	South Fort Collins San Dist	2,000,000	06/01/97	Sludge/Expand WWTF & Reg. Plan	95
08080501	Westminster, City of	11,300,000	12/01/96	Wastewater Reuse Project	95

Total Eligible Cost Commitment

\$51,980,000

5.17.8(2) STATEMENT OF BASIS, SPECIFIC STATUTORY AUTHORITY, AND PURPOSE
(1996 REVISIONS)

The provisions of sections 25-8-202(1)(e) and (g); 25-8-308(1)(d); 37-95-107.6(4) C.R.S., provide the specific statutory authority for adoption of the attached regulatory amendments. The Commission also adopted, in compliance with sections 24-4-103(4) C.R.S., the following statement of basis and purpose.

BASIS AND PURPOSE:

The Intended Use Plan (IUP) is presented to the Water Quality Control Commission each year for agency action and public comment. The plan describes the intent of the Water Pollution Control Revolving Fund (WPCRF), for providing financial assistance to governmental agencies.

Attached to the 1997 IUP as Appendix A is the statewide project priority list showing the current construction needs for point source wastewater treatment. Also attached as Appendix A-1 is the 1997 Eligibility List additions and modifications. The Eligibility List consists of projects from the priority list that have or will have approved facility plans or feasibility studies during the 1997 funding year. Attachment B to the IUP is a chart depicting projects that are expected to be funded from the WPCRF and includes their target date for a binding commitment.

The Commission held a formal public meeting on October 7, 1996 to adopt the 1997 IUP.

STATE OF COLORADO

Roy Romer, Governor
Patti Shwayder, Executive Director

WATER QUALITY CONTROL COMMISSION
WQCC-CC-B2
4300 Cherry Creek Drive South
Denver, Colorado 80222-1530
Phone (303) 692-3520



Colorado Department
of Public Health
and Environment

NOTICE OF FINAL ADOPTION

PURSUANT to the provisions of sections 24-4-103(6) and 24-4-103(11)(a), C.R.S.

NOTICE IS HEREBY GIVEN that the Colorado Water Quality Control Commission, after a public rulemaking process complying with the provisions of 24-4-103 C.R.S., amended on January 13, 1997, pursuant to 25-8-202(1)(e), (g); 25-8-308(1)(d) and 37-95-107.6(4), C.R.S., and Section 2.1.3 of the "Procedural Rules" the regulation entitled:

"State of Colorado Fiscal Year - 1997 Intended Use Plan" 5.17.8 (5 CCR 1002-24)

Providing for emergency addition of the Town of Cheraw and the City of Fruita to the 1997 Intended Use Plan.

Also, pursuant to 24-4-103(8)(b), C.R.S., this regulation was submitted to the Attorney General for review and was found to be within the authority of the Water Quality Control Commission to promulgate, and further that there are no apparent constitutional deficiencies in its form or substance. Furthermore, in adopting this regulation the Commission also incorporated a Statement of Findings Regarding Basis for the Emergency Rule in compliance with 24-4-103(6), C.R.S.

This regulation will be submitted to the Office of Legislative Legal Services within twenty (20) days after the date of the Attorney General's Opinion, pursuant to 24-4-103(8)(d), C.R.S., and to the Secretary of State in time for February, 1997 publication in the Colorado Register pursuant to 24-4-103(5) and (11)(d), C.R.S. This action is effective immediately and shall remain in effect on an emergency basis until April 12, 1997.

A copy of this regulation is attached and made a part of this notice.*

Dated this 21st day of January, 1997, at Denver, Colorado.

WATER QUALITY CONTROL COMMISSION



Paul D. Frohardt, Administrator

*A copy of this regulation
is available at a charge of \$2.00
pursuant to 24-4-103(9), C.R.S.

PGM: GBWPLR1 01/16/97

GRANTS INFORMATION AND CONTROL SYSTEM
FISCAL YEAR 1997
WATER POLLUTION CONTROL REVOLVING FUND PRIORITY LIST
FOR THE STATE OF COLORADO

FUND STATUS	PRIORITY RANK PRIORITY POINTS	APPLICANT LEGAL NAME, ADDRESS CITY, STATE, ZIP COUNTY	PROJECT NUMBER	DESCRIPTION OF PROJECT	NPDES PERMIT NEEDS FAC NUMBER	TARGET STATE CERT	TOTAL ELIG COST
S	146 25	WATTENBURG, TOWN OF C/O WELD CO. -1400 N 17TH AVE GREELEY CO. 80631 WELD	CS08092601	CONSTRUCTION OF NEW WWTF	P NO NUMBER 08-0485-001		1,000,000
S	147 20	DEL NORTE, TOWN OF 565 PINE STREET DEL NORTE CO. 81132 RIO GRANDE	CS08099101	UPGRADE WWTF			500,000
S	148 15	CASTLE PINES NORTH METRO DISTRICT 482 HAPPY CANYON ROAD CASTLE ROCK CO. 80104 DOUGLAS	CS08094801	UPGRADE PUMP STATION/TRUNK LINES	P NO NUMBER 08-0488-001		385,000
S	149 20	BERTHOUD, TOWN OF BOX 1229 BERTHOUD CO. 80513 LARIMER	CS08104401	CONSTRUCTION OF SLUDGE FAC.			1,500,000
S	150 20	THORNTON, CITY OF P.O. BOX 291220 THORNTON CO. 80229 ADAMS	CS08104501	CONSTRUCTION OF INTERCEPTOR			350,000
S	151 20	CHERAW, TOWN OF BOX 116 CHERAW CO. 81030 OTERO	CS08104601	UPGRADE OF WWTF	P		200,000
S	152 20	FRUITA/DOWNER SUBDIVISION 101 W. MCCUNE AVENUE FRUITA CO. 81521 MESA	CS08104701	CONNECTION TO FRUITA	P		210,000

PGH: G8WPLR1 01/16/97

GRANTS INFORMATION AND CONTROL SYSTEM
FISCAL YEAR 1997
WATER POLLUTION CONTROL REVOLVING FUND PRIORITY LIST
FOR THE STATE OF COLORADO

FUND STATUS	PRIORITY RANK	PRIORITY POINTS	APPLICANT LEGAL NAME, ADDRESS CITY, STATE, ZIP COUNTY	PROJECT NUMBER	DESCRIPTION OF PROJECT	NPDES PERMIT NEEDS FAC NUMBER	TARGET STATE CERT	TOTAL ELIG COST
N	1	120	CLEAR CREEK/ARAPAHOE PARK EMPIRE CO. 80438 CLEAR CREEK	CS08100701	CONST. INTERCEPTOR	P NO NUMBER		800,000
N	15	80	BLACKHAWK/CENTRAL CITY P.O. BOX 85 CENTRAL CITY CO. 804220085 CLEAR CREEK	CS08085401	CONS OF NEW WWTF	P C00023949 08-0272-001		25,000,000
N	16	80	FT COLLINS/PHASE III 700 WOOD STREET-P.O. BOX 580 FT COLLINS CO. 805220580 LARIMER	CS08080802	CONSTRUCTION OF REG. FAC.	P NO NUMBER 08-0037-001		50,000,000
N	27	70	DOUGLAS COUNTY/LOUVIERS P.O. BOX 121 LOUVIERS CO. 80131 DOUGLAS	CS08093801	UPGRADE OF EXISTING WWTF	P C00027359 08-0288-001		350,000
N	31	70	JOES, TOWN OF P.O. BOX 92 JOES CO. 80822 YUMA	CS08084301	CONSTRUCTION OF NEW WWTF	P NO NUMBER		350,000
N	33	70	LARIMER COUNTY/REGIONAL PLAN P.O. BOX 1190 FT. COLLINS CO. 80522 LARIMER	CS08098601	REGIONALIZATION WITH FT. COLLINS			15,000,000
N	38	70	MESA WSD P.O. BOX 213 MESA CO. 81643 MESA	CS08102801	UPGRADE OF WWTF/POSSIBLE REGIONALIZ			3,000,000

PGM: GOWPLR1 01/16/97

GRANTS INFORMATION AND CONTROL SYSTEM
FISCAL YEAR 1997
WATER POLLUTION CONTROL REVOLVING FUND PRIORITY LIST
FOR THE STATE OF COLORADO

FUND STATUS	PRIORITY RANK PRIORITY POINTS	APPLICANT LEGAL NAME, ADDRESS CITY, STATE, ZIP COUNTY	PROJECT NUMBER	DESCRIPTION OF PROJECT	NPDES PERMIT NEEDS FAC NUMBER	TARGET STATE CERT	TOTAL ELIG COST
N	42 70	RICO, TOWN OF 1580 LINCOLN, SUITE 900 DENVER CO. 80203 DOLORES	CS08083701	CONSTRUCTION OF NEW WWTF/COLL. SYST P	C00029793		1,000,000
N	45 65	BERKELEY WATER AND SAN. DIST. 5445-B FEDERAL BLVD DENVER CO. 80221 ADAMS	CS08076201	FAILING SEPTICS/COLL SYSTEM UPGRADE P	NO NUMBER 08-0129-001		361,000
N	55 60	AGUILAR, TOWN OF P.O. BOX 53B AGUILAR CO. 81020 LAS ANIMAS	CS08096901	CONSTRUCTION FOR GROUNDWATER DISCHA P	C00033065		200,000
N	60 60	GYPSUM, TOWN OF P.O. BOX 130 GYPSUM CO. 81637 EAGLE	CS08093301	UPGRADE OF EXISTING WWTF	P NO NUMBER 08-0225-001		450,000
N	61 60	NORTH LAMAR SAN. DIST. P.O. BOX 1771 LAMAR CO. 81052 PROWERS	CS08093701	CONSTRUCTION OF ADDL. PRESSURE SEWE P	NO NUMBER		250,000
N	63 60	ROUTT COUNTY/HAHN'S PEAK CO. ROUTT	CS08103701	CONNECTION TO CENTRAL SYSTEM			1,000,000
N	64 55	ATWOOD, TOWN OF 16373 US HIGHWAY 6 ATWOOD CO. 80722 LOGAN	CS08091801	CONSTRUCTION OF NEW WWTF	P NO NUMBER		750,000

PGM: GBWPLRT 01/16/97

GRANTS INFORMATION AND CONTROL SYSTEM
 FISCAL YEAR 1997
 WATER POLLUTION CONTROL REVOLVING FUND PRIORITY LIST
 FOR THE STATE OF COLORADO

FUND STATUS	PRIORITY RANK	PRIORITY POINTS	APPLICANT LEGAL NAME, ADDRESS CITY, STATE, ZIP COUNTY	PROJECT NUMBER	DESCRIPTION OF PROJECT	NPDES PERMIT NEEDS FAC NUMBER	TARGET STATE CERT	TOTAL ELIG COST
N	67		COPE, TOWN OF	CS08091501	CONSTRUCTION OF NEW WWTF	P NO NUMBER		750,000
	55		COPE WASHINGTON CO. 80812					
N	83		MOFFAT, TOWN OF P.O. BOX 353 MOFFAT SAGUACHE CO. 81143	CS08083801	CONSTRUCTION OF NEW WWTF	P C00037621		500,000
	50					08-0356-001		
N	88		CRESTONE, TOWN OF 199 NORTH ALDER STREET CRESTONE SAGUACHE CO. 81131	CS08093501	CONSTRUCTION OF NEW WWTF	P NO NUMBER		500,000
	45					08-0338-001		
N	91		FORT GARLAND WSD P.O. BOX 309 FT GARLAND COSTILLA CO. 81133	CS08095001	CONSTRUCTION OF NEW WWTF			500,000
	45					08-0239-001		
N	93		FOWLER, TOWN OF 114 E. CRANSTON AVENUE FOWLER OTERO CO. 81039	CS08101701	EXPANSION OF WWTF			500,000
	45							
N	95		LA JUNTA, CITY OF BOX 489 LA JUNTA OTERO CO. 81050	CS08100801	NEED TO RE-LINE LAGOONS			500,000
	45							
N	100		PINON WATER AND SAW. DIST. RT. 1 BOX 426 FF TRINIDAD LAS ANIMAS CO. 81082	CS08077901	UPGRADE OF EXISTING WWTF	P NO NUMBER		300,000
	45					08-0313-001		

2-98

PGM: GBWPPLR1 01/16/97

GRANTS INFORMATION AND CONTROL SYSTEM
FISCAL YEAR 1997
WATER POLLUTION CONTROL REVOLVING FUND PRIORITY LIST
FOR THE STATE OF COLORADO

FUND STATUS	PRIORITY RANK PRIORITY POINTS	APPLICANT LEGAL NAME, ADDRESS CITY, STATE, ZIP COUNTY	PROJECT NUMBER	DESCRIPTION OF PROJECT	NPDES PERMIT NEEDS FAC NUMBER	TARGET STATE CERT	TOTAL ELIG COST
N	112 40	MONTEZUMA, TOWN OF P.O. BOX 1476 DILLON CO. 80435 SUMMIT	CS08081401	CONSTRUCTION OF NEW WWTF	P NO NUMBER		1,000,000
N	116 40	UTE PASS AREA-CHIPETA/CASCADE/GREE P.O. BOX 524 GREEN MTH FALLS CO. 80819 EL PASO	CS08092701	CONSTRUCTION OF NEW WWTF	P NO NUMBER		1,000,000
N	119 35	FORT LUPTON, CITY OF 130 SO. MCKINLEY AVENUE FT. LUPTON CO. 80621 WELD	CS08095201	SYSTEM CHANGE; WASTEWATER RE-USE FO	08-0126-001		100,000
N	126 25	BURLINGTON, TOWN OF 415 15TH STREET BURLINGTON CO. 80807 KIT CARSON	CS08104301	EXPAND/UPGRADE WWTF			250,000
N	134 25	MOSCA GENERAL IMPROVEMENT DISTRICT P.O. BOX 178 ALAMOSA CO. 81101 ALAMOSA	CS08091401	CONSTRUCTION OF NEW WWTF	P NO NUMBER		300,000
N	135 25	NORTH WALSENBURG WALSENBURG CO. 81089 HUERFANO	CS08102001	CONNECTION TO WALSENBURG/NEW WWTF			400,000
N	136 25	PENROSE/FREMONT COUNTY PENROSE CO. 81240 FREMONT	CS08104001	UPGRADE OF WWTF			500,000

01.1

PGM: GBWPPLR1 01/16/97

GRANTS INFORMATION AND CONTROL SYSTEM
 FISCAL YEAR 1997
 WATER POLLUTION CONTROL REVOLVING FUND PRIORITY LIST
 FOR THE STATE OF COLORADO

FUND STATUS	PRIORITY RANK PRIORITY POINTS	APPLICANT LEGAL NAME, ADDRESS CITY, STATE, ZIP COUNTY	PROJECT NUMBER	DESCRIPTION OF PROJECT	NPDES PERMIT NEEDS FAC NUMBER	TARGET STATE CERT	TOTAL ELIG COST
N	138 25	SEVERANCE, TOWN OF BOX 122 SEVERANCE WELD CO. 80546	CS08102301	UPGRADE OF WWTF	-	-	200,000
N	139 25	SILVER HILLS SD P.O. BOX 378 LEADVILLE LAKE CO. 80461	CS08087701	CONNECTION TO LEADVILLE	P NO NUMBER	-	150,000
N	142 25	STARKVILLE, TOWN OF RTE. 1, P.O. BOX 407 STARKVILLE LAS ANIMAS CO. 81082	CS08083501	REGIONALIZATION TO TRINIDAD	P NO NUMBER	08-0350-001	100,000
N	144 25	SYLVAN LAKES W&SD P.O. BOX 156 LEADVILLE LAKE CO. 80461	CS080888001	CONSTRUCTION OF NEW WWTF	P NO NUMBER	08-0325-001	100,000
N	145 25	THREE LAKES WSD P.O. BOX 899 GRAND LAKE GRAND CO. 80447	CS08102201	UPGRADE WWTF FOR PHOSPHORUS	-	-	8,000,000

240

STATE OF COLORADO

Roy Romer, Governor
Patti Shwayder, Executive Director

WATER QUALITY CONTROL COMMISSION

WQCC-CC-82
4300 Cherry Creek Drive South
Denver, Colorado 80222-1530
Phone (303) 692-3520



Colorado Department
of Public Health
and Environment

NOTICE OF FINAL ADOPTION

PURSUANT to the provisions of sections 24-4-103(5) and 24-4-103(11)(a), C.R.S.

NOTICE IS HEREBY GIVEN that the Colorado Water Quality Control Commission, after a public rulemaking process complying with the provisions of 24-4-103 C.R.S., amended on January 13, 1997, pursuant to 25-8-202(1)(e), (g); 25-8-308(1)(d) and 37-95-107.6(4), C.R.S., and Section 2.1.3 of the "Procedural Rules" the regulation entitled:

"State of Colorado Fiscal Year - 1997 Intended Use Plan" 5.17.8 (5 CCR 1002-24)

Adding the Town of Berthoud and the City of Thornton to the FY97 list and adding Erie Water and Sanitation District to the deletion list.

Also, pursuant to 24-4-103(8)(b), C.R.S., this regulation was submitted to the Attorney General for review and was found to be within the authority of the Water Quality Control Commission to promulgate, and further that there are no apparent constitutional deficiencies in its form or substance. Furthermore, in adopting this regulation the Commission also adopted a general Statement of Basis, Specific Statutory Authority, and Purpose in compliance with 24-4-103(4), C.R.S.

This regulation will be submitted to the Office of Legislative Legal Services within twenty (20) days after the date of the Attorney General's Opinion, pursuant to 24-4-103(8)(d), C.R.S., and to the Secretary of State in time for February, 1997 publication in the Colorado Register pursuant to 24-4-103(5) and (11)(d), C.R.S., and will become effective March 2, 1997.

A copy of this regulation is attached and made a part of this notice.*

Dated this 21st day of January, 1997, at Denver, Colorado.

WATER QUALITY CONTROL COMMISSION

Paul D. Frohardt, Administrator

*A copy of this regulation
is available at a charge of \$2.00
pursuant to 24-4-103(9), C.R.S.

APPENDIX A-1
 COLORADO PROJECT ELIGIBILITY LIST
 FISCAL YEAR 1997

<u>No. of Projects</u>	<u>Funding Status**</u>	<u>Entity</u>	<u>County</u>
1	S	Allenspark Water & Sanitation District	Boulder
2	T	Arapahoe County Water & Wastewater Authority	Arapahoe
3	U	Amiba, Town of	Lincoln
4	U	Ault, Town of	Weld
5	U	Baca Grande Water & San District	Saguache
6	T	Bayfield Sanitation District	La Plata
7	U	Bear Creek WSD	Jefferson
8	U	Bennett, Town of	Adams
9	U	Berthoud, Town of	Larimer
10	U	Boulder, City of	Boulder
11	T	Breckenridge Sanitation District	Summit
12	S	Brighton, City of	Adams
13	U	Broomfield, City of	Jeff/Bldr/Adms/Weld
14	T	Buena Vista Sanitation District	Chaffee
15	U	Byers WSD	Arapahoe
16	T	Campo, Town of	Baca
17	U	Carbondale, Town of	Garfield
18	U	Castle Pines North Metro District	Douglas
19	U	Center WSD	Saguache
20	U	Central Grand Valley SD	Mesa
21	U	Cheyenne Wells Sanitation District	Cheyenne
22	U	Colorado City Metro District	Pueblo
23	U	Cortez Sanitation District	Montezuma
24	T	Costilla County Water & Sanitation District	Costilla
25	S	Crested Butte South Metro District	Gunnison
26	S	Crested Butte, Town of	Gunnison
27	U	Dacono, City of	Weld
28	U	Del Norte, Town of	Rio Grande
29	U	Dove Creek, Town of	Dolores
30	S	Eagle, Town of	Eagle
31	U	East Eaton Water & Sanitation District	Weld
32	U	East Grand Water Quality Board	Grand
33	T	East River Regional Sanitation District	Gunnison
34	U	Elbert Water & Sanitation District	Elbert
35	U	Elizabeth, Town of	Elbert
36	U	Erie, Town of	Boulder/Weld
37	U	Estes Park WSD	Larimer
38	U	Evans, Town of	Weld
39	U	Fleming, Town of	Logan
40	U	Fort Morgan/Spanish Colony	Morgan
41	S	Fountain Sanitation District	El Paso
42	U	Fraser Sanitation District	Grand
43	T	Fremont County Special Improvement District	Fremont
44	U	Frisco Sanitation District	Summit

APPENDIX A-1 (Continued)
 COLORADO PROJECT ELIGIBILITY LIST
 FISCAL YEAR 1997

<u>No. of Projects</u>	<u>Funding Status**</u>	<u>Entity</u>	<u>County</u>
45	U	Galeton Water & San District	Adams
46	T	Garden Valley Water & San District	El Paso
47	U	Georgetown, Town of	Clear Creek
48	U	Glenwood Springs, City of	Garfield
49	U	Grand County No. 1	Grand
50	U	Grand County/Tabernash	Grand
51	U	Hermosa Sanitation District	La Plata
52	U	Hiland Acres Water & Sanitation District	Adams
53	U	Holyoke, City of	Phillips
54	S	Hotchkiss, Town of	Delta
55	T	Hudson Sanitation District	Weld
56	T	Idaho Springs, City of	Clear Creek
57	T	Ignacio Sanitation District	La Plata
58	U	Johnson's Village Special Improvement District	Chaffee
59	U	La Jara, Town of	Conejos
60	U	Lamar, City of	Prowers
61	U	Larkspur, Town of	Douglas
62	T	Las Animas, City of	Bent
63	U	Littleton/Englewood	Arapahoe
64	U	Lochbuie, Town of	Weld
65	U	Logan County	Logan
66	T	Lyons, Town of	Boulder
67	S	Manassa, Town of	Conejos
68	S	Manzanola, Town of	Otero
69	U	Mead, Town of	Weld
70	U	Merino, Town of	Logan
71	U	Metro Denver Reclamation, Phase II	Adams
72	U	Metro Denver Reclamation, Phase III	Adams
73	T	Monte Vista, City of	Rio Grande
74	U	Monte Vista Veterans Center WWTF	Rio Grande
75	T	Morgan Cnty/Morgan Hghts (Country Club Park Met D)	Morgan
76	S	Mt. Crested Butte/Meridian Lakes	Gunnison
77	U	Nederland, Town of	Boulder
78	U	New Castle, Town of	Garfield
79	U	North Delta Sanitation District	Delta
80	S	Ordway, Town of	Crowley
81	U	Pagosa Springs/KOA	Archuleta
82	U	Pagosa Springs San District	Archuleta
83	U	Palisade, Town of	Mesa
84	T	Paonia, Town of	Delta
85	U	Parker Water & Sanitation District	Douglas
86	T	Pikes Peak Area Council of Gov/Cheyenne Mt. Zoo	El Paso
87	U	Powderhorn Metro District #1	Mesa
88	T	Redcliff, Town of	Eagle

APPENDIX A-1 (Continued)
 COLORADO PROJECT ELIGIBILITY LIST
 FISCAL YEAR 1997

<u>No. of Projects</u>	<u>Funding Status**</u>	<u>Entity</u>	<u>County</u>
89	U	Rifle, City of(South)	Garfield
90	U	Rocky Ford, City of	Otero
91	U	Romeo, Town of	Conejos
92	U	Rye, Town of	Pueblo
93	U	Sanford, Town of	Conejos
94	U	Seibert, Town of	Kit Carson
95	U	Silt, Town of	Garfield
96	U	Silverthorne/Dillon	Summit
97	S	Snyder Sanitation District	Morgan
98	U	South Durango San District	La Plata
99	T	South Fort Collins Sanitation District	Larimer
100	U	St. Mary Glacier	Clear Creek
101	U	Steamboat Springs, City of (WWTF)	Routt
102	U	Sterling, City of	Logan
103	T	Sunset Metro District/Ellicott School District	El Paso
104	U	Superior Metro Dist #1	Boulder
105	U	Thomton, City of	Adams
106	U	Trinidad, City of	Las Animas
107	S	Vona, Town of	Kit Carson
108	U	Walsenburg, City of	Huerfano
109	U	Wattensburg, Town of	Weld
110	U	West Jefferson Metro District	Jefferson
111	T	Westminster, City of	Adams/Jeff/Boulder
112	S	Winter Park Water & Sanitation District	Grand

**

S = Approved facility plan; ready for funding

T = Facility plan/feasibility study submitted for review; ready for funding during current fiscal year

U = Facility plan/feasibility study expected to be submitted and ready for funding during current fiscal year

Additions to the 97 Eligibility List include:

- | | |
|----------------------------------|--------------------------------|
| 1. Ault, Town of | 15. Fraser Sanitation District |
| 2. Bear Creek WSD | 16. Fremont County SID |
| 3. Berthoud, Town of | 17. Galeton Water & San Dist |
| 4. Byers, Town of | 18. Glenwood Springs, City of |
| 5. Carbondale, Town of | 19. Grand County/Tabernash |
| 6. Center San Dist | 20. Gunnison, City of (North) |
| 7. Central Grand Valley San Dist | 21. Gunnison, City of (East) |
| 8. Del Norte, Town of | 22. Holyoke, City of |
| 9. Eagle, Town of | 23. Johnson's Village SID |
| 10. Elizabeth, Town of | 24. Logan County |
| 11. Erie, Town of | 25. Mead, Town of |
| 12. Estes Park WSD | 26. Merino, Town of |
| 13. Fleming, Town of | 27. New Castle, Town of |
| 14. Ft. MorganSpanish Colony | 28. Pagosa Springs/KOA |

APPENDIX A-1 (Continued)
COLORADO PROJECT ELIGIBILITY LIST
FISCAL YEAR 1997

- | | |
|------------------------------|----------------------------|
| 29. Pagosa Springs San Dist | 37. South Fork WSD |
| 30. Parker WSD | 38. Springfield, Town of |
| 31. Powderhorn Metro Dist #1 | 39. St. Marys Glacier |
| 32. Redcliff, Town of | 40. Superior Metro Dist #1 |
| 33. Redstone WSD | 41. Thornton, City of |
| 34. Rocky Ford, City of | |
| 35. Sanford, Town of | |
| 36. South Durango San Dist | |

Deletions due to completed projects, projects being funded by other resources, name/project change, or facilities in compliance include:

- | | |
|-------------------------------------|---|
| 1. Bent County | 20. Marble, Town of |
| 2. Coal Creek/Williamsburg | 21. Mesa County/Rosevale Rd |
| 3. Chaffee County/Johnsons Village | 22. Metro Denver Rec Dist-Phase IV |
| 4. Colorado Springs | 23. Montrose County/Springs Creek Estates |
| 5. Crawford, Town of | 24. Montrose County/Springs Creek Mesa |
| 6. Delta/Garnett Mesa | 25. Orchard City, Town of |
| 7. Eagle Sanitation District | 26. Parachute, Town of |
| 8. Erie Water & Sanitation District | 27. Redcliff Water & San Dist |
| 9. Estes Park, Town of | 28. Rockvale |
| 10. Flagler San District | 29. San Juan River Village Metro Dist |
| 11. Fort Collins | 30. San Miguel County/Last Dollar HOA |
| 12. Fort Morgan | 31. Silt, Town of |
| 13. Fraser, Town of | 32. Teller County WQMA |
| 14. Fremont San Dist | 33. Upper Eagle Valley |
| 15. Gem Village San Dist | 34. Weld County/Regional |
| 16. Greeley, City of | 35. West Glenwood Springs San Dist |
| 17. Gunnison Cnty/Antelope Hills | |
| 18. Kiowa, Town of | |
| 19. Log Lane Village, Town of | |

APPENDIX B
PROJECTED WPCRF LOAN FOR 1997

LOAN #	NAME AMOUNT TARGET	BINDING DATE TARGET	BINDING DESCRIPTION	PROJECT FUNDS	FED FY
08096801	Breckenridge Sanitation District	8,000,000	10/01/97	Const of WWTF	95
08097101	Broomfield, City of	12,500,000	12/01/96	Wastewater Reuse Project	94
08099001	Crested Butte South Metro District	500,000	01/01/97	Upgrade WWTF	94
08092901	Eagle, Town of	3,000,000	06/01/97	Const of WWTF	95
08071001	Erie Water & Sanitation District	1,000,000	06/01/97	Upgrade WWTF for AWT	95
08093901	Garden Valley	150,000	06/01/97	Connect to Colorado Springs	95
08071901	Hotchkiss, Town of	1,200,000	06/01/97	Des & Const of WWTF	95
08086301	Hudson Sanitation District	1,500,000	06/01/97	Des & Const of WWTF	95
08074301	Las Animas, City of	100,000	06/01/97	Des & Const of WWTF	94
08070202	Littleton/Englewood	5,000,000	10/01/97	Upgrade WWTF for Capacity	95
08098701	Lyons, Town of	1,000,000	12/01/96	Expand WWTF	95
08093601	Monte Vista, City of	510,000	10/01/97	Const of Biosolids Facilities	95
08098301	Monte Vista Veterans Center WWTF	500,000	10/01/97	Upgrade WWTF	95
08099301	Paonia, Town of	3,220,000	06/01/97	Upgrade WWTF	94
08097201	PPACOG/Cheyenne Mt. Zoo	500,000	04/01/97	Connect to Colorado Springs	94
08098001	South Fort Collins San Dist	2,000,000	06/01/97	Sludge/Expand WWTF & Reg. Plan	95
08080501	Westminster, City of	11,300,000	12/01/96	Wastewater Reuse Project	95
Total Eligible Cost Commitment		\$51,980,000			

5.17.8.(4) FINDINGS REGARDING BASIS FOR EMERGENCY RULE: JANUARY 13, 1997

The Commission held this emergency rulemaking hearing to add two communities to the Water Pollution Control Revolving Fund (WPCRF) fiscal year 1997 Intended Use Plan.

The Town of Cheraw maintains and operates a non-discharging lagoon system. The water levels have risen to a point of topping the embankment, creating a surface discharge without a permit. It could potentially flow into the lake causing a public health hazard. The Town will need to start construction as soon as possible estimating the cost to be \$200,000.

The City of Fruita is negotiating agreements with the Downer Subdivision and the J Road/Fruita Monument High School to provide wastewater treatment. These areas are on individual sewage disposal systems in high ground water, some are failing and some leech fields are reportedly in the flood plain of Little Salt Wash. The potential for public health concerns is high and the cost for constructing sewer lines to both areas is estimated at \$210,000.

The Commission finds that the immediate adoption of the revised 1997 Intended Use Plan is necessary for the preservation of public health, safety or welfare and that compliance with normal notice requirements would be contrary to the public interest. If the two communities are not added to the Intended Use Plan's priority and eligibility lists at this time, funding would not be available to correct the public health issues until the spring of 1998.

PGM: GBWPPLR1 11/26/96

GRANTS INFORMATION AND CONTROL SYSTEM
FISCAL YEAR 1997
WATER POLLUTION CONTROL REVOLVING FUND PRIORITY LIST
FOR THE STATE OF COLORADO

FUND STATUS	PRIORITY RANK	PRIORITY POINTS	APPLICANT LEGAL NAME, ADDRESS CITY, STATE, ZIP COUNTY	PROJECT NUMBER	DESCRIPTION OF PROJECT	NPDES PERMIT NEEDS FAC NUMBER	TARGET STATE CERT	TOTAL ELIG COST
S	25	70	BRIGHTON, CITY OF 22 S. 4TH AVENUE BRIGHTON ADAMS CO. 80601	CS08096001	EXPANSION OF WWTF-COLL SYS REHAB.	P C00021547 08-0200-001		5,000,000
S	26	70	CENTER SANITATION DISTRICT P.O. BOX 400 CENTER SAGUACHE CO. 81125	CS08103901	UPGRADE OF WWTF			500,000
S	28	70	ERIE, TOWN OF P.O. BOX 390 ERIE WELD CO. 80516	CS08071001	UPGRADE OF EXISTING WWTF/ADV TREATM	P C00021831 08-0148-001		6,000,000
S	29	70	GALETON WSD P.O. BOX 331 GALETON WELD CO. 80622	CS08102401	WWTF UPGRADE/CAPACITY PROBLEMS	P C00043220		200,000
S	30	70	GARDEN VALLEY W&SD P.O. BOX 17626 COLORADO SPGS. EL PASO CO. 80935	CS08093901	CONNECTION TO COLO SPRG.	P NO NUMBER 08-0323-001		375,000
S	32	70	LA JARA, TOWN OF P.O. BOX 273 LA JARA CONEJOS CO. 81140	CS08083901	UPGRADE OF EXISTING WWTF/WETLANDS	P C00020150 08-0043-001		400,000
S	34	70	LARKSPUR, TOWN OF 9524 SPRUCE MTN. RD. LARKSPUR DOUGLAS CO. 801180271	CS08082201	DES & CONS OF WWTF	P C00035891 08-0380-001		1,600,000

GRANTS INFORMATION AND CONTROL SYSTEM
 FISCAL YEAR 1997
 WATER POLLUTION CONTROL REVOLVING FUND PRIORITY LIST
 FOR THE STATE OF COLORADO

FUND STATUS	PRIORITY RANK PRIORITY POINTS	APPLICANT LEGAL NAME, ADDRESS CITY, STATE, ZIP COUNTY	PROJECT NUMBER	DESCRIPTION OF PROJECT	MPDES PERMIT NEEDS FAC NUMBER	TARGET STATE CERT	TOTAL ELIG COST
S	146 25	WATTENBURG, TOWN OF C/O WELD CO.-1400 N 17TH AVE GREELEY CO. 80631 WELD	CS08092601	CONSTRUCTION OF NEW WWTF	P NO NUMBER 08-0485-001		1,000,000
S	147 20	DEL NORTE, TOWN OF 565 PINE STREET DEL NORTE CO. 81132 RIO GRANDE	CS08099101	UPGRADE WWTF			500,000
S	148 15	CASTLE PINES NORTH METRO DISTRICT 482 HAPPY CANYON ROAD CASTLE ROCK CO. 80104 DOUGLAS	CS08094801	UPGRADE PUMP STATION/TRUNK LINES	P NO NUMBER 08-0488-001		385,000
S	149 20	BERTHOUD, TOWN OF BOX 1229 BERTHOUD CO. 80513 LARIMER	CS08104401	CONSTRUCTION OF SLUDGE FAC.			1,500,000
S	150 20	THORNTON, CITY OF P.O. BOX 291220 THORNTON CO. 80229 ADAMS	CS08104501	CONSTRUCTION OF INTERCEPTOR			350,000
N	1 120	CLEAR CREEK/ARAPAHOE PARK EMPIRE CO. 80438 CLEAR CREEK	CS08100701	CONST. INTERCEPTOR	P NO NUMBER		800,000
N	15 80	BLACKHAWK/CENTRAL CITY P.O. BOX 85 CENTRAL CITY CO. 804220085 CLEAR CREEK	CS08085401	CONS OF NEW WWTF	P C00023949 08-0272-001		25,000,000

PGM: GBWPPLR1 11/26/96

GRANTS INFORMATION AND CONTROL SYSTEM
 FISCAL YEAR 1997
 WATER POLLUTION CONTROL REVOLVING FUND PRIORITY LIST
 FOR THE STATE OF COLORADO

FUND STATUS	PRIORITY RANK	PRIORITY POINTS	APPLICANT LEGAL NAME, ADDRESS CITY, STATE, ZIP COUNTY	PROJECT NUMBER	DESCRIPTION OF PROJECT	NPDES PERMIT NEEDS FAC NUMBER	TARGET STATE CERT	TOTAL ELIG COST
N	16	80	FT COLLINS/PHASE III 700 WOOD STREET-P.O. BOX 580 FT COLLINS CO. 805220580 LARIMER	CS08080802	CONSTRUCTION OF REG. FAC.	P NO NUMBER 08-0037-001		50,000,000
N	27	70	DOUGLAS COUNTY/LOUVIERS P.O. BOX 121 LOUVIERS CO. 80131 DOUGLAS	CS08093801	UPGRADE OF EXISTING WWTF	P C00027359 08-0288-001		350,000
N	31	70	JOES, TOWN OF P.O. BOX 92 JOES CO. 80822 YUMA	CS08084301	CONSTRUCTION OF NEW WWTF	P NO NUMBER - -		350,000
N	33	70	LARIMER COUNTY/REGIONAL PLAN P.O. BOX 1190 FT. COLLINS CO. 80522 LARIMER	CS08098601	REGIONALIZATION WITH FT. COLLINS	- -		15,000,000
N	38	70	MESA WSD P.O. BOX 213 MESA CO. 81643 MESA	CS08102801	UPGRADE OF WWTF/POSSIBLE REGIONALIZ	- -		3,000,000
N	42	70	RICO, TOWN OF 1580 LINCOLM, SUITE 900 DENVER CO. 80203 DOLORES	CS08083701	CONSTRUCTION OF NEW WWTF/COLL. SYST	P C00029793 - -		1,000,000
N	45	65	BERKELEY WATER AND SAN. DIST. 5445-B FEDERAL BLVD DENVER CO. 80221 ADAMS	CS08076201	FAILING SEPTICS/COLL SYSTEM UPGRADE	P NO NUMBER 08-0129-001		361,000

GRANTS INFORMATION AND CONTROL SYSTEM
FISCAL YEAR 1997
WATER POLLUTION CONTROL REVOLVING FUND PRIORITY LIST
FOR THE STATE OF COLORADO

FUND STATUS	PRIORITY RANK PRIORITY POINTS	APPLICANT LEGAL NAME, ADDRESS CITY, STATE, ZIP COUNTY	PROJECT NUMBER	DESCRIPTION OF PROJECT	NPDES PERMIT NEEDS FAC NUMBER	TARGET STATE CERT	TOTAL ELIG COST
N	55	AGUILAR, TOWN OF P.O. BOX 538 AGUILAR LAS ANIMAS	CO. 81020	CS08096901	CONSTRUCTION FOR GROUNDWATER DISCHA	P C00033065	200,000
N	60	GYPSUM, TOWN OF P.O. BOX 130 GYPSUM EAGLE	CO. 81637	CS08093301	UPGRADE OF EXISTING WWTF	P NO NUMBER 08-0225-001	450,000
N	61	NORTH LAMAR SAN. DIST. P.O. BOX 1771 LAMAR PROMERS	CO. 81052	CS08093701	CONSTRUCTION OF ADDL. PRESSURE SEWE	P NO NUMBER	250,000
N	63	ROUTT COUNTY/HAHN'S PEAK CO.		CS08103701	CONNECTION TO CENTRAL SYSTEM		1,000,000
N	64	ATWOOD, TOWN OF 16373 US HIGHWAY 6 ATWOOD LOGAN	CO. 80722	CS08091801	CONSTRUCTION OF NEW WWTF	P NO NUMBER	750,000
N	67	COPE, TOWN OF COPE WASHINGTON	CO. 80812	CS08091501	CONSTRUCTION OF NEW WWTF	P NO NUMBER	750,000
N	83	MOFFAT, TOWN OF P.O. BOX 353 MOFFAT SAGUACHE	CO. 81143	CS08083801	CONSTRUCTION OF NEW WWTF	P C00037621 08-0356-001	500,000

PGM: GBWPPLR1 11/26/96

GRANTS INFORMATION AND CONTROL SYSTEM
 FISCAL YEAR 1997
 WATER POLLUTION CONTROL REVOLVING FUND PRIORITY LIST
 FOR THE STATE OF COLORADO

FUND STATUS	PRIORITY RANK PRIORITY POINTS	APPLICANT LEGAL NAME, ADDRESS CITY, STATE, ZIP COUNTY	PROJECT NUMBER	DESCRIPTION OF PROJECT	MPDES PERMIT NEEDS FAC NUMBER	TARGET STATE CERT	TOTAL ELIG COST
N	88 45	CRESTONE, TOWN OF 199 NORTH ALDER STREET CRESTONE CO. 81131 SAGUACHE	CS08093501	CONSTRUCTION OF NEW WWTF	P NO NUMBER 08-0338-001		500,000
N	91 45	FORT GARLAND WSD P.O. BOX 309 FT GARLAND CO. 81133 COSTILLA	CS08095001	CONSTRUCTION OF NEW WWTF	08-0239-001		500,000
N	93 45	FOWLER, TOWN OF 114 E. CRANSTON AVENUE FOWLER CO. 81039 OTERO	CS08101701	EXPANSION OF WWTF	- -		500,000
N	95 45	LA JUNTA, CITY OF BOX 489 LA JUNTA CO. 81050 OTERO	CS08100801	NEED TO RE-LINE LAGOONS	- -		500,000
N	100 45	PINON WATER AND SAN. DIST. RT. 1 BOX 426 FF TRINIDAD CO. 81082 LAS ANIMAS	CS08077901	UPGRADE OF EXISTING WWTF	P NO NUMBER 08-0313-001		300,000
N	112 40	MONTEZUMA, TOWN OF P.O. BOX 1476 DILLON CO. 80435 SUMMIT	CS08081401	CONSTRUCTION OF NEW WWTF	P NO NUMBER - -		1,000,000
N	116 40	UTE PASS AREA-CHIPETA/CASCADE/GREE P.O. BOX 524 GREEN MTH FALLS CO. 80819 EL PASO	CS08092701	CONSTRUCTION OF NEW WWTF	P NO NUMBER - -		1,000,000

GRANTS INFORMATION AND CONTROL SYSTEM
 FISCAL YEAR 1997
 WATER POLLUTION CONTROL REVOLVING FUND PRIORITY LIST
 FOR THE STATE OF COLORADO

FUND STATUS	PRIORITY RANK PRIORITY POINTS	APPLICANT LEGAL NAME, ADDRESS CITY, STATE, ZIP COUNTY	PROJECT NUMBER	DESCRIPTION OF PROJECT	NPDES PERMIT NEEDS FAC NUMBER	TARGET STATE CERT	TOTAL ELIG COST
N	119 35	FORT LUPTON, CITY OF 130 SO. MCKINLEY AVENUE FT. LUPTON CO. 80621 WELD	CS08095201	SYSTEM CHANGE; WASTEWATER RE-USE FO	08-0126-001		100,000
N	126 25	BURLINGTON, TOWN OF 415 15TH STREET BURLINGTON CO. 80807 KIT CARSON	CS08104301	EXPAND/UPGRADE WMTF	- -		250,000
N	134 25	MOSCA GENERAL IMPROVEMENT DISTRICT P.O. BOX 178 ALAMOSA CO. 81101 ALAMOSA	CS08091401	CONSTRUCTION OF NEW WMTF	P NO NUMBER - -		300,000
N	135 25	NORTH WALSENBURG WALSENBURG CO. 81089 HUERFANO	CS08102001	CONNECTION TO WALSENBURG/NEW WMTF	- -		400,000
N	136 25	PENROSE/FREMONT COUNTY PENROSE CO. 81240 FREMONT	CS08104001	UPGRADE OF WMTF	- -		500,000
N	138 25	SEVERANCE, TOWN OF BOX 122 SEVERANCE CO. 80546 WELD	CS08102301	UPGRADE OF WMTF	- -		200,000
N	139 25	SILVER HILLS SD P.O. BOX 378 LEADVILLE CO. 80461 LAKE	CS08087701	CONNECTION TO LEADVILLE	P NO NUMBER - -		150,000

PGM: GBWPLR1 11/26/96

GRANTS INFORMATION AND CONTROL SYSTEM
FISCAL YEAR 1997
WATER POLLUTION CONTROL REVOLVING FUND PRIORITY LIST
FOR THE STATE OF COLORADO

FUND STATUS	PRIORITY RANK PRIORITY POINTS	APPLICANT LEGAL NAME, ADDRESS CITY, STATE, ZIP COUNTY	PROJECT NUMBER	DESCRIPTION OF PROJECT	NPDES PERMIT NEEDS FAC NUMBER	TARGET STATE CERT	TOTAL ELIG COST
N	142 25	STARKVILLE, TOWN OF RTE. 1, P.O. BOX 407 STARKVILLE CO. 81082 LAS ANIMAS	CS08083501	REGIONALIZATION TO TRINIDAD	P NO NUMBER 08-0350-001		100,000
N	144 25	SYLVAN LAKES W&SD P.O. BOX 156 LEADVILLE CO. 80461 LAKE	CS08088001	CONSTRUCTION OF NEW WWTF	P NO NUMBER 08-0325-001		100,000
N	145 25	THREE LAKES WSD P.O. BOX 899 GRAND LAKE CO. 80447 GRAND	CS08102201	UPGRADE WWTF FOR PHOSPHORUS			8,000,000

APPENDIX A-1
 COLORADO PROJECT ELIGIBILITY LIST
 FISCAL YEAR 1997

<u>No. of Projects</u>	<u>Funding Status**</u>	<u>Entity</u>	<u>County</u>
1	S	Allenspark Water & Sanitation District	Boulder
2	T	Arapahoe County Water & Wastewater Authority	Arapahoe
3	U	Amiba, Town of	Lincoln
4	U	Ault, Town of	Weld
5	U	Baca Grande Water & San District	Saguache
6	T	Bayfield Sanitation District	La Plata
7	U	Bear Creek WSD	Jefferson
8	U	Bennett, Town of	Adams
9	U	Berthoud, Town of	Larimer
10	U	Boulder, City of	Boulder
11	T	Breckenridge Sanitation District	Summit
12	S	Brighton, City of	Adams
13	U	Broomfield, City of	Jeff/Bldr/Adms/Weld
14	T	Buena Vista Sanitation District	Chaffee
15	U	Byers WSD	Arapahoe
16	T	Campo, Town of	Baca
17	U	Carbondale, Town of	Garfield
18	U	Castle Pines North Metro District	Douglas
19	U	Center WSD	Saguache
20	U	Central Grand Valley SD	Mesa
21	U	Cheyenne Wells Sanitation District	Cheyenne
22	U	Colorado City Metro District	Pueblo
23	U	Cortez Sanitation District	Montezuma
24	T	Costilla County Water & Sanitation District	Costilla
25	S	Crested Butte South Metro District	Gunnison
26	S	Crested Butte, Town of	Gunnison
27	U	Dacono, City of	Weld
28	U	Del Norte, Town of	Rio Grande
29	U	Dove Creek, Town of	Dolores
30	S	Eagle, Town of	Eagle
31	U	East Eaton Water & Sanitation District	Weld
32	U	East Grand Water Quality Board	Grand
33	T	East River Regional Sanitation District	Gunnison
34	U	Elbert Water & Sanitation District	Elbert
35	U	Elizabeth, Town of	Elbert
36	U	Erie, Town of	Boulder/Weld
37	U	Estes Park WSD	Larimer
38	U	Evans, Town of	Weld
39	U	Fleming, Town of	Logan
40	U	Fort Morgan/Spanish Colony	Morgan
41	S	Fountain Sanitation District	El Paso
42	U	Fraser Sanitation District	Grand
43	T	Fremont County Special Improvement District	Fremont
44	U	Frisco Sanitation District	Summit

APPENDIX A-1 (Continued)
 COLORADO PROJECT ELIGIBILITY LIST
 FISCAL YEAR 1997

<u>No. of Projects</u>	<u>Funding Status**</u>	<u>Entity</u>	<u>County</u>
45	U	Galeton Water & San District	Adams
46	T	Garden Valley Water & San District	El Paso
47	U	Georgetown, Town of	Clear Creek
48	U	Glenwood Springs, City of	Garfield
49	U	Grand County No. 1	Grand
50	U	Grand County/Tabernash	Grand
51	U	Hermosa Sanitation District	La Plata
52	U	Hiland Acres Water & Sanitation District	Adams
53	U	Holyoke, City of	Phillips
54	S	Hotchkiss, Town of	Delta
55	T	Hudson Sanitation District	Weld
56	T	Idaho Springs, City of	Clear Creek
57	T	Ignacio Sanitation District	La Plata
58	U	Johnson's Village Special Improvement District	Chaffee
59	U	La Jara, Town of	Conejos
60	U	Lamar, City of	Prowers
61	U	Larkspur, Town of	Douglas
62	T	Las Animas, City of	Bent
63	U	Littleton/Englewood	Arapahoe
64	U	Lochbuie, Town of	Weld
65	U	Logan County	Logan
66	T	Lyons, Town of	Boulder
67	S	Manassa, Town of	Conejos
68	S	Manzanola, Town of	Otero
69	U	Mead, Town of	Weld
70	U	Merino, Town of	Logan
71	U	Metro Denver Reclamation, Phase II	Adams
72	U	Metro Denver Reclamation, Phase III	Adams
73	T	Monte Vista, City of	Rio Grande
74	U	Monte Vista Veterans Center WWTF	Rio Grande
75	T	Morgan Cnty/Morgan Hghts (Country Club Park Met D)	Morgan
76	S	Mt. Crested Butte/Meridian Lakes	Gunnison
77	U	Nederland, Town of	Boulder
78	U	New Castle, Town of	Garfield
79	U	North Delta Sanitation District	Delta
80	S	Ordway, Town of	Crowley
81	U	Pagosa Springs/KOA	Archuleta
82	U	Pagosa Springs San District	Archuleta
83	U	Palisade, Town of	Mesa
84	T	Paonia, Town of	Delta
85	U	Parker Water & Sanitation District	Douglas
86	T	Pikes Peak Area Council of Govt/Cheyenne Mt. Zoo	El Paso
87	U	Powderhorn Metro District #1	Mesa
88	T	Redcliff, Town of	Eagle

APPENDIX A-1 (Continued)
 COLORADO PROJECT ELIGIBILITY LIST
 FISCAL YEAR 1997

<u>No. of Projects</u>	<u>Funding Status**</u>	<u>Entity</u>	<u>County</u>
89	U	Rifle, City of(South)	Garfield
90	U	Rocky Ford, City of	Otero
91	U	Romeo, Town of	Conejos
92	U	Rye, Town of	Pueblo
93	U	Sanford, Town of	Conejos
94	U	Seibert, Town of	Kit Carson
95	U	Silt, Town of	Garfield
96	U	Silverthorne/Dillon	Summit
97	S	Snyder Sanitation District	Morgan
98	U	South Durango San District	La Plata
99	T	South Fort Collins Sanitation District	Larimer
100	U	St. Mary Glacier	Clear Creek
101	U	Steamboat Springs, City of (WWTF)	Routt
102	U	Sterling, City of	Logan
103	T	Sunset Metro District/Ellicott School District	El Paso
104	U	Superior Metro Dist #1	Boulder
105	U	Thornton, City of	Adams
106	U	Trinidad, City of	Las Animas
107	S	Vona, Town of	Kit Carson
108	U	Walsenburg, City of	Huerfano
109	U	Wattensburg, Town of	Weld
110	U	West Jefferson Metro District	Jefferson
111	T	Westminster, City of	Adams/Jeff/Boulder
112	S	Winter Park Water & Sanitation District	Grand

**

- S = Approved facility plan; ready for funding
 T = Facility plan/feasibility study submitted for review; ready for funding during current fiscal year
 U = Facility plan/feasibility study expected to be submitted and ready for funding during current fiscal year

Additions to the 97 Eligibility List include:

1. Ault, Town of
2. Bear Creek WSD
3. Berthoud, Town of
4. Byers, Town of
5. Carbondale, Town of
6. Center San Dist
7. Central Grand Valley San Dist
8. Del Norte, Town of
9. Eagle, Town of
10. Elizabeth, Town of
11. Erie, Town of
12. Estes Park WSD
13. Fleming, Town of
14. Ft. Morgan Spanish Colony
15. Fraser Sanitation District
16. Fremont County SID
17. Galeton Water & San Dist
18. Glenwood Springs, City of
19. Grand County/Tabernash
20. Gunnison, City of (North)
21. Gunnison, City of (East)
22. Holyoke, City of
23. Johnson's Village SID
24. Logan County
25. Mead, Town of
26. Merino, Town of
27. New Castle, Town of
28. Pagosa Springs/KOA

APPENDIX A-1 (Continued)
COLORADO PROJECT ELIGIBILITY LIST
FISCAL YEAR 1997

- | | |
|------------------------------|----------------------------|
| 29. Pagosa Springs San Dist | 37. South Fork WSD |
| 30. Parker WSD | 38. Springfield, Town of |
| 31. Powderhorn Metro Dist #1 | 39. St. Marys Glacier |
| 32. Redcliff, Town of | 40. Superior Metro Dist #1 |
| 33. Redstone WSD | 41. Thornton, City of |
| 34. Rocky Ford, City of | |
| 35. Sanford, Town of | |
| 36. South Durango San Dist | |

Deletions due to completed projects, projects being funded by other resources, name/project change, or facilities in compliance include:

- | | |
|-------------------------------------|---|
| 1. Bent County | 20. Marble, Town of |
| 2. Coal Creek/Williamsburg | 21. Mesa County/Rosevale Rd |
| 3. Chaffee County/Johnsons Village | 22. Metro Denver Rec Dist-Phase IV |
| 4. Colorado Springs | 23. Montrose County/Springs Creek Estates |
| 5. Crawford, Town of | 24. Montrose County/Springs Creek Mesa |
| 6. Delta/Garnett Mesa | 25. Orchard City, Town of |
| 7. Eagle Sanitation District | 26. Parachute, Town of |
| 8. Erie Water & Sanitation District | 27. Redcliff Water & San Dist |
| 9. Estes Park, Town of | 28. Rockvale |
| 10. Flagler San District | 29. San Juan River Village Metro Dist |
| 11. Fort Collins | 30. San Miguel County/Last Dollar HOA |
| 12. Fort Morgan | 31. Silt, Town of |
| 13. Fraser, Town of | 32. Teller County WQMA |
| 14. Fremont San Dist | 33. Upper Eagle Valley |
| 15. Gem Village San Dist | 34. Weld County/Regional |
| 16. Greeley, City of | 35. West Glenwood Springs San Dist |
| 17. Gunnison Cnty/Antelope Hills | |
| 18. Kiowa, Town of | |
| 19. Log Lane Village, Town of | |

APPENDIX B
PROJECTED WPCRF LOAN FOR 1997

LOAN #	NAME AMOUNT TARGET	BINDING DATE TARGET	BINDING DESCRIPTION	PROJECT FUNDS	FED FY
08096801	Breckenridge Sanitation District	8,000,000	10/01/97	Const of WWTF	95
08097101	Broomfield, City of	12,500,000	12/01/96	Wastewater Reuse Project	94
08099001	Crested Butte South Metro District	500,000	01/01/97	Upgrade WWTF	94
08092901	Eagle, Town of	3,000,000	06/01/97	Const of WWTF	95
08071001	Erie Water & Sanitation District	1,000,000	06/01/97	Upgrade WWTF for AWT	95
08093901	Garden Valley	150,000	06/01/97	Connect to Colorado Springs	95
08071901	Hotchkiss, Town of	1,200,000	06/01/97	Des & Const of WWTF	95
08086301	Hudson Sanitation District	1,500,000	06/01/97	Des & Const of WWTF	95
08074301	Las Animas, City of	100,000	06/01/97	Des & Const of WWTF	95
08070202	Littleton/Englewood	5,000,000	10/01/97	Upgrade WWTF for Capacity	95
08098701	Lyons, Town of	1,000,000	12/01/96	Expand WWTF	95
08093601	Monte Vista, City of	510,000	10/01/97	Const of Biosolids Facilities	95
08098301	Monte Vista Veterans Center WWTF	500,000	10/01/97	Upgrade WWTF	95
08099301	Paonia, Town of	3,220,000	06/01/97	Upgrade WWTF	94
08097201	PPACOG/Cheyenne Mt. Zoo	500,000	04/01/97	Connect to Colorado Springs	94
08098001	South Fort Collins San Dist	2,000,000	06/01/97	Sludge/Expand WWTF & Reg. Plan	95
08080501	Westminster, City of	11,300,000	12/01/96	Wastewater Reuse Project	95
Total Eligible Cost Commitment		\$51,980,000			

5.17.8(3) STATEMENT OF BASIS, SPECIFIC STATUTORY AUTHORITY, AND PURPOSE(1996 REVISIONS)

The provisions of sections 25-8-202(1)(e) and (g); 25-8-308(1)(d); 37-95-107.6(4) C.R.S., provide the specific statutory authority for adoption of the attached regulatory amendments. The Commission also adopted, in compliance with sections 24-4-103(4) C.R.S., the following statement of basis and purpose.

BASIS AND PURPOSE:

The Intended Use Plan (IUP) is presented to the Water Quality Control Commission each year for agency action and public comment. The plan describes the intent of the Water Pollution Control Revolving Fund (WPCRF) for providing financial assistance to governmental agencies.

Attached to the 1997 IUP as Appendix A is the statewide project priority list showing the current construction needs for point source wastewater treatment. Also attached as Appendix A-1 is the 1997 Eligibility List additions and modifications. The Eligibility List consists of projects from the priority list that have or will have approved facility plans or feasibility studies during the 1997 funding year. Attachment B to the IUP is a chart depicting projects that are expected to be funded from the WPCRF and includes their target date for a binding commitment.

The Commission held a formal public meeting on October 7, 1996 to adopt the 1997 IUP. However, the Town of Berthoud and the City of Thornton requested that they be added to the IUP and the name of the "Erie Water and Sanitation District" was changed to the "Town of Erie." These changes were made for final approval on January 13, 1997.

Attachment 2

FY 1998 Intended Use Plan

STATE OF COLORADO

Roy Romer, Governor
Patti Shwayder, Executive Director

WATER QUALITY CONTROL COMMISSION
WQCC-CC-B2
4300 Cherry Creek Drive South
Denver, Colorado 80222-1530
Phone (303) 692-3520



Colorado Department
of Public Health
and Environment

NOTICE OF FINAL ADOPTION

PURSUANT to the provisions of sections 24-4-103(5) and 24-4-103(11)(a), C.R.S.

NOTICE IS HEREBY GIVEN that the Colorado Water Quality Control Commission, after a public rulemaking process complying with the provisions of 24-4-103 C.R.S., amended on November 3, 1997, pursuant to 25-8-202(1)(e), (g); 25-8-308(1)(d) and 37-95-107.6(4), C.R.S., and Section 21.3 of the "Procedural Rules" the regulation entitled:

"State of Colorado Intended Use Plan" Regulation #52 (5 CCR 1002-52)

Providing for the eligibility list for FY98.


Also, pursuant to 24-4-103(8)(b), C.R.S., this regulation was submitted to the Attorney General for review and was found to be within the authority of the Water Quality Control Commission to promulgate, and further that there are no apparent constitutional deficiencies in its form or substance. Furthermore, in adopting this regulation the Commission also adopted a general Statement of Basis, Specific Statutory Authority, and Purpose in compliance with 24-4-103(4), C.R.S.

This regulation will be submitted to the Office of Legislative Legal Services within twenty (20) days after the date of the Attorney General's Opinion, pursuant to 24-4-103(8)(d), C.R.S., and to the Secretary of State in time for December, 1997 publication in the Colorado Register pursuant to 24-4-103(5) and (11)(d), C.R.S., and will become effective December 30, 1997.

A copy of this regulation is attached and made a part of this notice.*

Dated this 12th day of November, 1997, at Denver, Colorado.

WATER QUALITY CONTROL COMMISSION



Diana Glaser, Program Assistant

*A copy of this regulation
is available at a charge of \$2.00
pursuant to 24-4-103(9), C.R.S.

IUP96.fa

REGULATION NO. 52 WPCRF INTENDED USE PLAN

52.1 INTRODUCTION

This Intended Use Plan (IUP) will serve as the planning document for explaining how the fiscal year (FY) 1995, 1996, 1997 and 1998 appropriations for the WPCRF will be used. This IUP will also identify projects that are potentially eligible for "Hardship Grants". As currently developed, the IUP identifies the specific projects and activities associated with the federal appropriation. Funds allotted to the State for FY94, 95, 96 and 97 will be made available to the WPCRF.

The State agrees to submit to EPA, as part of its annual application for a Hardship Grant and a Capitalization Grant under Title VI of the Water Quality Act of 1987 (the Federal Act), an IUP which meets the requirements of Section 606(c) of the Federal Act and S.B. 50 (1988).

The requirements of the Act are as follows:

- ◆ A list of those projects for construction of publicly owned treatment works on the State's priority list developed pursuant to section 216 of this Act and a list of activities eligible for assistance under sections 319 and 320 of the Federal Act;
- ◆ A description of the short and long-term goals of the State's Water Pollution Control Revolving Fund (WPCRF);
- ◆ Information on the activities to be supported, including a description of project categories, discharge requirements under titles III and IV of the Federal Act, terms of financial assistance, and communities served; and
- ◆ The criteria and method established for the distribution of funds.

The State will prepare and submit a Capitalization Grant application based on the FY 1998 allotment for the WPCRF. The State will also prepare an application for the 1997 appropriation for Hardship Grants which is \$478,400 for Colorado.

As of June 30, 1997 the WPCRF has issued 52 loans totaling \$203,065,362. The total amount of federal capitalization grant awards is \$112,594,175; of this amount, \$83,212,057 has been obligated.

52.2 LIST OF WATER POLLUTION CONTROL REVOLVING FUND PROJECTS

Attached to the 1998 IUP as Appendix A is the statewide project priority list showing the current construction needs for all eligible water quality projects including point source wastewater treatment, nonpoint source, ground water, storm water, etc. Also attached as Appendix A-1 is the Eligibility List with 1998 additions and modifications. The Eligibility List consists of projects from the priority list that have or will have approved planning documents during the 1998 funding year.

52.3 LONG TERM GOALS

The State continues to develop long term goals that will insure the integrity of the WPCRF:

1. Maintain the economic viability of the WPCRF while meeting current and projected Water Quality needs in the State of Colorado.

Ensure that the WPCRF remains viable and is self perpetuating to meet the long range water quality needs of the State.

2. Provide technical assistance to governmental agencies for facilitating effective planning, design, financing, and construction of facilities to meet water quality standards.

Customer service will be the focus while utilizing the team approach to create an atmosphere conducive to accomplishing the best practicable project.

3. Maintain compliance with State and Federal Laws and the provisions of the State/EPA Operating Agreement.

52.4 SHORT TERM GOALS

In an effort to continually improve the WPCRF program, the State will pursue the following short term goals throughout the calendar year for 1998.

1. Improve the procedures and checklists of the Handbook of Procedures on an as needed basis.
2. Initiate the process for identifying projects in the FY1999 Intended Use Plan by April, 1998.
3. Submit Annual Report to EPA by March 31, 1998.
4. Make improvements to the WPCRF Rules as appropriate. Major revisions will be made once the Clean Water Act is reauthorized.
- Interim Rules to incorporate expanded eligibilities for the FY1998 IUP will be reviewed along with the IUP at the October Water Quality Control Commission Hearing. The Interim Rules will either need revisions or will need to be finalized.
5. Continue coordination with all funding agencies to complete water quality projects identified in the 1998 IUP.
6. Leverage funds in the WPCRF to accommodate the amount of eligible costs projected for loans in 1998 as described in Appendix B.

52.5 INFORMATION ON ACTIVITIES TO BE SUPPORTED

Appendix B to the IUP is a table depicting projects that are likely to be funded with loans from the WPCRF during the remainder of calendar year 1997 and all of 1998. The total estimated eligible costs for the 11 projects listed is \$31,175,000. There is over \$29,000,000 available from federal capitalization grant awards which will be used in part along with state match funds and leveraged funds. The federal amount does not reflect any capitalization grant that may be made for FY1998.

The State intends to use an amount equal to 4% of the Capitalization Grant for Administration of the WPCRF. Additional administrative expenses are covered by a small loan surcharge. The State will also employ the reserve of 1% (or \$100,000, whichever is greater) from the Title VI allotment as provided by Section 604(b) to conduct water quality planning.

Appendix C to the IUP identifies the projects from the list that may be eligible for Hardship Grants provided by a federal grant to the State from the Environmental Protection Agency.

For FY1998, up to 33% of the Drinking Water Revolving Fund (DWRF) capitalization grants for FY97 and 98 which is estimated to be \$8,000,000 may be reserved from the WPCRF capitalization grant and dedicated to the DWRF.

All funding agencies meet periodically to coordinate the financial demands of facilities out of compliance and that have a water quality improvement project per the Interim WPCRF Rules (5.2.0.). These projects are listed on the FY 1998 Project Priority list (Appendix A).

The State will provide the necessary assurance and certifications as part of the Capitalization Grant Agreement and Operating Agreement between the State of Colorado and the U.S. Environmental Protection Agency.

The proposed payment schedule using FY 1998 WPCRF funds will be included in the application for the Capitalization Grant. The payment schedule identifies the anticipated amount of EPA Automated Clearinghouse (ACH) draws from the Capitalization Grant and State dollars to be deposited into the WPCRF.

Public Review and Comment:

The Commission held a formal public hearing on October 6, 1997 at which time the State's FY 1998 IUP was given preliminary approval. The following comments were addressed at the public hearing:

There were no public comments received on the FY98 IUP which includes the new priority list for providing funds to expanded eligible projects. The Division requested that the Commission add Custer County/San Isabel to the project list during the approval process.

The Commission gave preliminary final approval to the revised version of the FY98 IUP which incorporates the addition of Custer County/San Isabel to the project list, the addition of Campo to Appendix C, the completion of the public comment section, the addition of section numbers to the document and the addition of a key to the letters used in the status column of the lists earlier in the document. The Commission will consider final action regarding this document at its November 3 and 4, 1997 regular meeting.

The Water Quality Control Division contacted local governmental agencies on the State's Project Priority List regarding their potential for funding under the WPCRF. Each year, the IUP will be amended to include additional WPCRF projects and the Division will seek further public review and comment.

52.6 CRITERIA AND METHODS FOR DISTRIBUTING FUNDS

The WPCRF Rules (5.2.0), the IUP, the Project Priority List attached as Appendix A, and the Eligibility List attached as Appendix A-1 provide a clear, objective system for identifying projects that will improve or benefit water quality in our state. A more detailed prioritization will be assembled if there is a shortage of funds available. This system uses the following criteria:

- (1) The list shall include three categories. Category 1 includes those projects that improve or benefit public health. Category 2 includes those projects that will utilize proactive and long range planning of water quality approaches and/or pollution

prevention methods. Category 3 is the remainder of projects listed that will improve or benefit water quality.

- (2) If it is determined that the WPCRF lacks sufficient funds to cover loans for all eligible projects that are ready to proceed, Category 1 projects will be funded prior to Category 2 projects, which will be funded prior to Category 3 projects. Within each category, the following criteria will be used to prioritize the projects:

(i) Priority will be given to the project of any governmental agency that is under an enforcement action and/or compliance schedule relating to water quality standards as long as the enforcement action does not relate to administrative requirements of the program.

(ii) If there are more projects of governmental agencies under enforcement actions than there are funds available, higher priority will be given to those entities that have a greater financial need as determined by procedures and recommendations of the Division of Local Government.

(iii) Higher priority will also be given to any project serving a small community.

The rationale for funding projects from the WPCRF priority list in an order other than that shown shall be due to one of the following four reasons:

- (1) Governmental agencies do not wish to participate in the WPCRF.
- (2) Governmental agencies are not ready to proceed with the project.
- (3) Governmental agencies are not in compliance with requirements identified in the Federal Act.
- (4) Governmental agencies do not have the financial capability to repay a loan.

The WPCRF criteria for reviewing the financial capability of the applicant is included in the State/EPA Operating Agreement.

The State legislation S.B. 50 (1988) establishes a WPCRF as an enduring and viable fund. The WPCRF shall be maintained and be available in perpetuity for providing financial assistance as authorized and limited by the Federal Act.

The key used for "Funding Status" in the attached Project Eligibility Lists is as follows:

- S = Approved planning document; ready for funding
T = Planning document submitted for review; ready for funding during current fiscal year
U = Planning document is expected to be submitted and ready for funding during current fiscal year
N = Not ready for funding during current fiscal year

APPENDIX A-1
 COLORADO PROJECT ELIGIBILITY LIST
 FISCAL YEAR 1998

No. of Projects	Funding Status**	Entity	County
1	S	Allenspark Water & Sanitation District	Boulder
2	T	Arapahoe County Water & Wastewater Authority	Arapahoe
3	U	Arriba, Town of	Lincoln
4	U	Ault, Town of	Weld
5	U	Baca Grande Water & San District	Saguache
6	U	Basalt Sanitation District	Eagle
7	U	Battlement Mesa Sanitation District	Garfield
8	T	Bayfield Sanitation District	La Plata
9	U	Bear Creek WSD	Jefferson
10	U	Bennett, Town of	Adams
11	U	Berthoud, Town of	Larimer
12	U	Boulder, City of	Boulder
13	T	Breckenridge Sanitation District	Summit
14	S	Brighton, City of	Adams
15	U	Broomfield, City of	Jeff/Bldr/Adms/Weld
16	T	Buena Vista Sanitation District	Chaffee
17	U	Byers WSD	Arapahoe
18	T	Campo, Town of	Baca
19	U	Carbondale, Town of	Garfield
20	U	Castle Pines North Metro District	Douglas
21	U	Cedaredge, Town of	Delta
22	U	Center WSD	Saguache
23	U	Central Grand Valley SD	Mesa
24	U	Cheyenne Wells Sanitation District	Cheyenne
25	U	Clear Creek Cnty/Herman	Clear Creek
26	U	Collbran, Town of	Mesa
27	U	Colorado City Metro District	Pueblo
28	U	Colorado Springs, City of	El Paso
29	U	Cortez Sanitation District	Montezuma
30	T	Costilla County Water&Sanitation District	Costilla
31	S	Crested Butte South Metro District	Gunnison
32	U	Dacono, City of	Weld
33	U	Del Norte, Town of	Rio Grande
34	U	Dove Creek, Town of	Dolores
35	S	Eagle, Town of	Eagle
36	U	Eagle River Water & Sanitation District	Eagle
37	U	East Alamosa WSD	Alamosa
38	U	East Eaton Water & Sanitation District	Weld
39	U	East Grand Water Quality Board	Grand
40	T	East River Regional Sanitation District	Gunnison
41	U	Elbert Water&Sanitation District	Elbert
42	U	Elizabeth, Town of	Elbert

APPENDIX A-1 (Continued)
 COLORADO PROJECT ELIGIBILITY LIST
 FISCAL YEAR 1998

No. of Projects	Funding Status**	Entity	County
43	U	Erie, Town of	Boulder/Weld
44	U	Estes Park WSD	Larimer
45	U	Evans, Town of	Weld
46	U	Flagler Sanitation District	Kit Carson
47	U	Fleming, Town of	Logan
48	U	Fort Morgan/Spanish Colony	Morgan
49	S	Fountain Sanitation District	El Paso
50	U	Fraser Sanitation District	Grand
51	T	Fremont County Special Improvement District	Fremont
52	U	Frisco Sanitation District	Summit
53	U	Galeton Water & San District	Adams
54	T	Garden Valley Water & San District	El Paso
55	U	Georgetown, Town of	Clear Creek
56	U	Glenwood Springs, City of	Garfield
57	U	Grand County No. 1	Grand
58	U	Grand County/Tabernash	Grand
59	U	Hayden, Town of	Routt
60	U	Hermosa Sanitation District	La Plata
61	U	Hiland Acres Water & Sanitation District	Adams
62	U	Holyoke, City of	Phillips
63	S	Hotchkiss, Town of	Delta
64	T	Hudson, Town of	Weld
65	T	Idaho Springs, City of	Clear Creek
66	U	Idaho Springs, City of (Storm water)	Clear Creek
67	T	Ignacio Sanitation District	La Plata
68	U	Irondale/Commerce City	Adams
69	U	Johnson's Village Special Improvement District	Chaffee
70	T	Julesburg, Town of	Sedgwick
71	U	Kremmling, Town of	Grand
72	U	La Jara, Town of	Conejos
73	U	Lamar, City of	Prowers
74	U	Larkspur, Town of	Douglas
75	T	Las Animas, City of	Bent
76	U	Left Hand Water & Sanitation District	Boulder
77	U	Littleton/Englewood	Arapahoe
78	U	Lochbuie, Town of	Weld
79	U	Logan County	Logan
80	U	Loma Linda Sanitation District	La Plata
81	S	Manzanola, Town of	Otero
82	U	Mead, Town of	Weld
83	U	Merino, Town of	Logan
84	U	Metro Denver Reclamation, Phase II	Adams
85	U	Metro Denver Reclamation, Phase III	Adams
86	T	Monte Vista, City of	Rio Grande

APPENDIX A-1 (Continued)
 COLORADO PROJECT ELIGIBILITY LIST
 FISCAL YEAR 1998

No. of Projects	Funding Status**	Entity	County
87	U	Monte Vista Veterans Center WWTF	Rio Grande
88	T	Morgan Cnty/Morgan Hghts (Country Club MD)	Morgan
89	S	Mt. Crested Butte/Meridian Lakes	Gunnison
90	U	Nederland, Town of	Boulder
91	U	New Castle, Town of	Garfield
92	U	Niwot San Dist	Boulder
93	U	Nunn, Town of	Weld
94	U	Olathe, Town of	Montrose
95	U	Pagosa Springs Corridor/KOA	Archuleta
96	S	Pagosa Springs San District	Archuleta
97	U	Palisade, Town of	Mesa
98	T	Paonia, Town of	Delta
99	U	Parachute, Town of	Garfield
100	U	Parker Water & Sanitation District	Douglas
101	T	Pikes Peak Area COG/Cheyenne Mt. Zoo	El Paso
102	U	Powderhorn Metro District #1	Mesa
103	T	Redcliff, Town of	Eagle
104	T	Rifle, City of (South)	Garfield
105	U	Rocky Ford, City of	Otero
106	U	Romeo, Town of	Conejos
107	T	Rye, Town of	Pueblo
108	U	Sanford, Town of	Conejos
109	U	Seibert, Town of	Kit Carson
110	U	Silt, Town of	Garfield
111	U	Silverthorne/Dillon	Summit
112	S	Snyder Sanitation District	Morgan
113	U	South Durango San District	La Plata
114	U	St. Mary Glacier	Clear Creek
115	U	Steamboat Springs, City of (WWTF)	Routt
116	U	Sterling, City of	Logan
117	T	Sunset Metro Dist / Ellicott School Dist	El Paso
118	U	Superior Metro Dist #1	Boulder
119	U	Thornton, City of	Adams
120	U	Trinidad, City of	Las Animas
121	U	Triple Creek San Dist	Boulder
122	U	Walden, Town of	Jackson
123	U	Walsenburg, City of	Huerfano
124	U	Wattenburg, Town of	Weld
125	U	Wellington, Town of	Larimer
126	U	West Jefferson Metro District	Jefferson
127	T	Westminster, City of	Adams/Jeff/Boulder
128	S	Winter Park Water & San District	Grand

APPENDIX A-1 (Continued)
COLORADO PROJECT ELIGIBILITY LIST
FISCAL YEAR 1998

**

- S = Approved planning document; ready for funding
- T = Planning document submitted for review; ready for funding during current fiscal year
- U = Planning document is expected to be submitted and ready for funding during current fiscal year
- N = Not ready for funding during current fiscal year

Additions to the 98 Eligibility List include:

- | | |
|--|--------------------------------|
| 1. Basalt Sanitation District | 12. Julesburg, Town of |
| 2. Battlement Mesa San Dist | 13. Kremmling, Town of |
| 3. Cedaredge, Town of | 14. Left Hand Water & San Dist |
| 4. Clear Creek Cnty/Herman | 15. Loma Linda San Dist |
| 5. Collbran, Town of | 16. Nunn, Town of |
| 6. Eagle River Water & San Dist | 17. Olathe, Town of |
| 7. Flagler Sanitation District | 18. Parachute, Town of |
| 8. Hayden, Town of | 19. Walden, Town of |
| 9. Hudson, Town of | 20. Wellington, Town of |
| 10. Idaho Springs, Town of (Storm water) | 21. Niwot San Dist |
| 11. Irondale/Commerce City | 22. Colorado Springs, City of |
| | 23. East Alamosa WSD |
| | 24. Triple Creek San Dist |

Deletions due to completed projects, projects being funded by other resources, name/project change, or facilities in compliance include:

1. Manassa, Town of
2. Lyons, Town of
3. Ordway, Town of
4. South Fort Collins San Dist
5. Crested Butte, Town of
6. Hudson Sanitation District
7. North Delta San Dist
8. Vona, Town of

APPENDIX B
PROJECTED WPCRF LOANS FOR 1998

LOAN #	NAME	BINDING AMOUNT TARGET	BINDING DATE TARGET	PROJECT DESCRIPTION	FED FY
08096601	BACA GRANDE WATER & SAN DIS	\$800,000	09/30/98	UPGRADE WWTF	95
08104801	TOWN OF BASALT	\$800,000	04/01/98	INTERCEPTOR TO MHP	94
08085201	BAYFIELD SAN DIST	\$600,000	09/30/98	EXPAND WWTF	95
08071701	BUENA VISTA SAN DIST	\$5,000,000	09/30/98	DESIGN & CONST REGIONAL WWTP	95
08101401	BYERS WATER & SAN DIST	\$575,000	04/01/98	UPGRADE LAGOON SYSTEM	94
08105101	TOWN OF CEDAREGE	\$500,000	04/01/98	EXPAND WWTF/REUSE	94
08104601	TOWN OF CHERAW	\$200,000	04/01/98	UPGRADE WWTF	94
08105501	EAGLE RIVER WSD	\$16,000,000	09/30/98	EXPAND SQUAW CREEK PLANT	95
08106201	LEFT HAND WSD	\$500,000	04/01/98	REHAB OR REPLACEMENT OF WWTF	94
08100601	TOWN OF NEW CASTLE	\$1,200,000	04/01/98	UPGRADE WWTF FOR AWT	94
08095101	CITY OF STEAMBOAT SPRINGS	\$5,000,000	09/30/98	EXPANSION, BIOSOLIDS, LAND APP	95
08096301	CITY OF COLORADO SPRINGS	\$19,000,000	09/06/30	EXPANSION, BIOSOLIDS UPGRADE	96
	TOTAL BINDING AMOUNT	\$50,175,000			

APPENDIX B
PROJECTED WPCRF LOANS FOR 1998

LOAN #	NAME	BINDING AMOUNT TARGET	BINDING DATE TARGET	PROJECT DESCRIPTION	FED FY
08096601	BACA GRANDE WATER & SAN DIS	\$800,000	09/30/98	UPGRADE WWTF	95
08104801	TOWN OF BASALT	\$800,000	04/01/98	INTERCEPTOR TO MHP	94
08085201	BAYFIELD SAN DIST	\$600,000	09/30/98	EXPAND WWTF	95
08071701	BUENA VISTA SAN DIST	\$5,000,000	09/30/98	DESIGN & CONST REGIONAL WWTP	95
08101401	BYERS WATER & SAN DIST	\$575,000	04/01/98	UPGRADE LAGOON SYSTEM	94
08105101	TOWN OF CEDAREGE	\$500,000	04/01/98	EXPAND WWTF/REUSE	94
08104601	TOWN OF CHERAW	\$200,000	04/01/98	UPGRADE WWTF	94
08105501	EAGLE RIVER WSD	\$16,000,000	09/30/98	EXPAND SQUAW CREEK PLANT	95
08106201	LEFT HAND WSD	\$500,000	04/01/98	REHAB OR REPLACEMENT OF WWTF	94
08100601	TOWN OF NEW CASTLE	\$1,200,000	04/01/98	UPGRADE WWTF FOR AWT	94
08095101	CITY OF STEAMBOAT SPRINGS	\$5,000,000	09/30/98	EXPANSION, BIOSOLIDS, LAND APP	95
08096301	CITY OF COLORADO SPRINGS	\$19,000,000	09/06/30	EXPANSION, BIOSOLIDS UPGRADE	96
	TOTAL BINDING AMOUNT	\$50,175,000			

APPENDIX C
PROJECTED HARDSHIP GRANTS FOR 1998

LOAN #	NAME	BINDING AMOUNT TARGET	BINDING DATE TARGET	PROJECT DESCRIPTION	FED FY
08103201	FT MORGAN/SPANISH COLONY	\$180,000	04/01/98	CONNECT UNSEWERED AREA TO CITY	97
08083701	TOWN OF RICO	\$1,000,000	09/30/98	CONST COLLECTION & WWTF	97/98
08091501	TOWN OF COPE	\$750,000	09/30/98	CONST COLLECTION & WWTF	98
08093501	TOWN OF CRESTONE	\$500,000	12/31/98	CONST COLLECTION & WWTF	98/99
08095001	TOWN OF FORT GARLAND	\$500,000	12/31/98	CONST COLLECTION & WWTF	99
08105901	IRONDALE	\$300,000	12/31/98	CONNECT UNSEWERED AREA TO CITY	00
08083801	TOWN OF MOFFAT	\$500,000	12/31/98	CONST COLLECTION & WWTF	00
08091401	MOSCA GEN IMPROV DIST	\$300,000	12/31/98	CONST COLLECTION & WWTF	00
08091701	TOWN OF CAMPO	\$275,000	04/01/98	CONNECT UNSEWERED AREA TO CITY	97
	TOTAL BINDING AMOUNT	\$4,305,000			

APPENDIX C
PROJECTED HARDSHIP GRANTS FOR 1998

LOAN #	NAME	BINDING AMOUNT TARGET	BINDING DATE TARGET	PROJECT DESCRIPTION	FED FY
08103201	FT MORGAN/SPANISH COLONY	\$180,000	04/01/98	CONNECT UNSEWERED AREA TO CITY	97
08083701	TOWN OF RICO	\$1,000,000	09/30/98	CONST COLLECTION & WWTF	97/98
08091501	TOWN OF COPE	\$750,000	09/30/98	CONST COLLECTION & WWTF	98
08093501	TOWN OF CRESTONE	\$500,000	12/31/98	CONST COLLECTION & WWTF	98/99
08095001	TOWN OF FORT GARLAND	\$500,000	12/31/98	CONST COLLECTION & WWTF	99
08105901	IRONDALE	\$300,000	12/31/98	CONNECT UNSEWERED AREA TO CITY	00
08083801	TOWN OF MOFFAT	\$500,000	12/31/98	CONST COLLECTION & WWTF	00
08091401	MOSCA GEN IMPROV DIST	\$300,000	12/31/98	CONST COLLECTION & WWTF	00
08091701	TOWN OF CAMPO	\$275,000	04/01/98	CONNECT UNSEWERED AREA TO CITY	97
	TOTAL BINDING AMOUNT	\$4,305,000			

PROJECT NUMBER	ELIG CAT	ENTITY	CITY	COUNTY	DESCRIPTION	PROJECT COST	NPDES PERMIT	FUNDING STATUS [1]	POP UNDER 5,000?
08081801	2	AQUILAR, TOWN OF	AQUILAR	LAS ANIMAS	CONSTRUCTION TO ELIMINATE GROUND WATER DISCHARGE	\$ 200,000	33085	N	Y
08106501	3	AKRON, TOWN OF	AKRON	WASHINGTON	UPGRADE WWTF, CONS MONITORING WELLS, FLOW MTR	\$ 300,000		N	Y
08108601	3	ALAMOSA, CITY OF	ALAMOSA	ALAMOSA	STORMWATER PROJECT	\$ 500,000		N	N
08077801	1	ALLENSPARK W&S DIST	ALLENSPARK	BOULDER	CONSTRUCT NEW WWTF/SEPTIC PROBLEMS	\$ 1,368,000		S	Y
08070701	2	ARAPAHOE COUNTY WATER & WW	ENGLEWOOD	ARAPAHOE	UPGRADE FOR PHOSPHORUS/ON COMPLIANCE SCHEDULE	\$ 8,750,000	37348	T	Y
08078801	1	ARRIBA, TOWN OF	ARRIBA	LINCOLN	UPGRADE EXISTING WWTF	\$ 208,000	21130	U	Y
08081801	3	ATWOOD, TOWN OF	ATWOOD	LOGAN	CONSTRUCT NEW WWTF	\$ 750,000		N	Y
08101301	2	AULT, TOWN OF	AULT	WELD	CONSTRUCT NEW WWTF	\$ 500,000		U	Y
08088601	2	BACA GRANDE WATER & SAN DIST	CRESTONE	SAGUACHE	UPGRADE WWTF	\$ 800,000	41658	U	Y
08104801	2	BASALT, TOWN OF	BASALT	EAGLE	CONSTRUCT INTERCEPTOR WHILE ROAD UNDER CONST	\$ 800,000		U	Y
08104801	2	BATTLEMENT MESA METRO DIST	BATTLEMENT MESA	GARFIELD	UPGRADE .4 MGD LAGOON TO .8 MGD ACTIVATED SLUDGE PLT	\$ 87,275		U	Y
08086201	2	BAYFIELD SANITATION DISTRICT	BAYFIELD	LA PLATA	EXPAND WWTF	\$ 800,000	20273	T	Y
08103401	3	BEAR CREEK WSD	LAKEWOOD	JEFFERSON	EXPAND COLLECTION SYSTEM	\$ 483,000		U	Y
08081701	3	BENNETT, TOWN OF	BENNETT	ADAMS	UPGRADE EXISTING WWTF	\$ 22,000	25815	U	N
08078201	1	BERKELEY WATER AND SAN DIST	DENVER	ADAMS	UPGRADE COLLECTION SYSTEM, SEPTICS FAILING	\$ 381,000		N	Y
08104401	2	BERTHOUD, TOWN OF	BERTHOUD	LARIMER	CONSTRUCT SLUDGE FACILITY	\$ 1,500,000		U	Y
08085401	2	BLACKHAWK/CENTRAL CITY	CENTRAL CITY	GILPIN	CONSTRUCT NEW WWTF	\$ 25,000,000	23848	N	Y
08089601	2	BOULDER, CITY OF	BOULDER	BOULDER	UPGRADE DISINFECTION, NITRIFICATION, AND BIO-SOLIDS	\$ 8,000,000	24147	U	Y
08105401	3	BOX ELDER WSD	ENGLEWOOD	ARAPAHOE	CONSTRUCT WWTF	\$ 500,000		N	Y
08084101	2	BRECKENRIDGE SD	BRECKENRIDGE	SUMMIT	CONSTRUCT SATELLITE FACILITY DUE TO GROWTH	\$ 12,700,000		T	Y
08088001	2	BRIGHTON, CITY OF	BRIGHTON	ADAMS	UPGRADE WWTF, REHABILITATE/ENLARGE COLLECTION SYS	\$ 5,000,000	21547	S	N
08108101	3	BROOKSIDE, TOWN OF	BROOKSIDE	FREMONT	CONSTRUCT WWTF	\$ 750,000		N	Y
08087101	2	BROOMFIELD, CITY OF	BROOMFIELD	BOULDER	WASTEWATER RE-USE AND UPGRADE FACILITY	\$ 12,500,000	28408	U	N
08071701	1	BUENA VISTA SAN DIST	BUENA VISTA	CHAFFEE	DESIGN AND CONSTRUCT REGIONAL WWTF	\$ 5,000,000		T	Y
08104301	2	BURLINGTON, TOWN OF	BURLINGTON	KIT CARSON	EXPAND/UPGRADE WWTF	\$ 250,000		N	Y
08101401	2	BYERS WSD	BYERS	ARAPAHOE	UPGRADE LAGOON SYSTEM	\$ 575,000		U	Y
08081701	2	CAMPO, TOWN OF	CAMPO	BACA	CONSTRUCT INTERCEPTOR FOR UNSEWERED AREA	\$ 275,000		T	Y
08081701	3	CANYON CITY	CANYON CITY	FREMONT	STORMWATER IMPROVEMENTS	\$ 500,000		S	Y
08105001	2	CARBONDALE, TOWN OF	CARBONDALE	GARFIELD	UPGRADE/EXPAND WWTF AND INTERCEPTOR	\$ 2,000,000		U	Y
08084501	3	CASTLE PINES NORTH METRO	CASTLE ROCK	DOUGLAS	UPGRADE PUMP STATION AND TRUNK LINES	\$ 385,000		U	Y
08084801	2	CEDAREDDGE, TOWN OF	CEDAREDDGE	DELTA	CAPACITY/COMPLIANCE PROBLEMS, CONST WETLANDS/REUSE	\$ 500,000		U	Y

PROJECT NUMBER	ELJG CAT	ENTITY	CITY	COUNTY	DESCRIPTION	PROJECT COST	NPDES PERMIT	FUNDING STATUS [1]	POP UNDER 5,000?
08106101	3	CENTER SANITATION DISTRICT	CENTER	SAGUACHE	UPGRADE WWTF	\$ 500,000		U	Y
08106901	2	CENTRAL GRAND VALLEY SD	GRAND JUNCTION	MESA	CORRECT INFILTRATION/INFLOW	\$ 850,000		U	Y
08104201	1	CHERAW, TOWN OF	CHERAW	OTERO	UPGRADE WWTF	\$ 200,000		S	Y
08104801	3	CHEYENNE WELLS SAN DIST	CHEYENNE WELLS	CHEYENNE	UPGRADE WWTF	\$ 200,000	41388	U	Y
08074701	3	CHICAGO CREEK SD	IDAHO SPRINGS	CLEAR CREEK	IA PROBLEMS, REPLACE MANHOLES, COLL & TRANSMISSION LINE	\$ 150,000		N	Y
08106201	1	CLEAR CREEK CTY/HERMAN	EMPIRE	CLEAR CREEK	SEPTIC/LEECH FAILURES, COUNTY STUDYING SITUATION	\$ 500,000		U	Y
08106301	1	CLEAR CREEK/ARAPAHOE MHP	EMPIRE	CLEAR CREEK	CONSTRUCT INTERCEPTOR OR WWTF	\$ 800,000		N	Y
08100701	2	COLLBRAN, TOWN OF	COLLBRAN	MESA	PERMIT VIOLATIONS, IA, LEAKING LAGOONS	\$ 154,000		U	Y
08105401	2	COLORADO CITY METRO DISTRICT	COLORADO CITY	PUEBLO	EXPAND/UPGRADE WWTF	\$ 2,500,000	21121	U	Y
08089301	3	COLORADO SPRINGS, CITY OF	COLORADO SPRINGS	EL PASO	BIOSOLIDS DIGESTION, FACULTATIVE TRMT AND STORAGE	\$ 18,000,000		T	N
08105101	1	COPE, TOWN OF	COPE	WASHINGTON	CONSTRUCT NEW WWTF	\$ 750,000		N	Y
08081601	1	CORTEZ SD	CORTEZ	MONTEZUMA	CONSOLIDATION, NEW WWTF, SLUDGE HANDLING	\$ 3,000,000	20125	U	N
08005601	3	COSTILLA COUNTY	SAN LUIS	COSTILLA	UPGRADE WWTF, TIE INTO SAN LUIS	\$ 300,000	38628	T	Y
08078001	2	CRESTED BUTTE S METRO DIST	CRESTED BUTTE	GUNNISON	UPGRADE WWTF	\$ 1,000,000		S	Y
08089001	3	CRESTONE, TOWN OF	CRESTONE	SAGUACHE	CONSTRUCT NEW WWTF	\$ 500,000		N	Y
08108701	3	CUSTER COUNTY/SAN ISABEL	SAN ISABEL	CUSTER	SHALLOW INDIVIDUAL WELLS AND CESSPOOLS	\$ 600,000		N	Y
08083601	2	DACONO, CITY OF	DACONO	WELD	DESIGN AND CONSTRUCT INTERCEPTOR, ENLARGE INTERCEPT	\$ 2,000,000		U	Y
08088801	3	DEL NORTE, TOWN OF	DEL NORTE	RIO GRANDE	UPGRADE WWTF, STORMWATER PROJECT	\$ 1,000,000		U	Y
08099101	3	DOLORES, TOWN OF	DOLORES	MONTEZUMA	EXTEND SEWER LINE	\$ 600,000		N	Y
08106601	3	DOUGLAS COUNTY/LOUVIERS	LOUVIERS	DOUGLAS	UPGRADE EXISTING WWTF	\$ 350,000	27358	N	Y
08083801	3	DOVE CREEK, TOWN OF	DOVE CREEK	DOLORES	UPGRADE WWTF	\$ 500,000	23434	U	Y
08100201	3	EADS, TOWN OF	EADS	KIOWA	EXPAND WWTF	\$ 200,000		N	Y
08106901	2	EAGLE RIVER WSD	EAGLE	EAGLE	PLANT NEARING CAPACITY, EXPAND	\$ 18,000,000		U	N
08106501	2	EAGLE, TOWN OF	EAGLE	EAGLE	CONSTRUCTION UNDERWAY, COMPLETION AUGUST 1997	\$ 4,014,500	21059	S	N
08082801	3	EAST ALAMOSA WSD	ALAMOSA	ALAMOSA	INSTALL WATER METERS	\$ 250,000		U	Y
08106201	1	EAST EATON W&SD	EATON	WELD	CONSTRUCT INTERCEPTOR/SEWERS	\$ 650,000		U	Y
08082801	2	EAST GRAND WATER QUALITY BD	FRASER	GRAND	REGIONAL AWT PROJECT	\$ 5,800,000		U	Y
08087301	2	EAST GUNNISON/CITY OF GUNNISON	GUNNISON	GUNNISON	CONNECT TO GUNNISON	\$ 2,000,000		S	Y
08101601	3	EAST RIVER REGIONAL SAN DIST	CRESTED BUTTE	GUNNISON	UPGRADE WWTF	\$ 1,000,000	40720	T	Y
08088801	3	ELBERT WSD	ELBERT	ELBERT	UPGRADE EXISTING WWTF	\$ 100,000	582001	U	Y

PROJECT NUMBER	ELIG CAT	ENTITY	CITY	COUNTY	DESCRIPTION	PROJECT COST	NPDES PERMIT	FUNDING STATUS (1)	POP UNDER 5,000?
08085901	2	ELIZABETH, TOWN OF	ELIZABETH	ELBERT	EXPAND WWTF DUE TO GROWTH	\$ 2,600,000		U	Y
08102601	1	ERIE, TOWN OF	ERIE	WELD	UPGRADE WWTF, ADVANCE TREATMENT	\$ 6,000,000	21831	U	Y
08071001	2	ESTES PARK SAN DIST	ESTES PARK	LARIMER	EXPAND EXISTING WWTF, CORRECT IN	\$ 100,000	20280	U	Y
08080201	2	EVANS, CITY OF	EVANS	WELD	EXPAND EXISTING WWTF	\$ 810,000	20508	U	N
08095701	2	FLAGLER SANITATION DISTRICT	FLAGLER	KIT CARSON	EXPAND WWTF, LINE LAGOONS, FACILITY OVERLOADED	\$ 250,000		U	Y
08105601	2	FLEMING, TOWN OF	FLEMING	LOGAN	EXPAND AND UPGRADE WWTF	\$ 385,578		U	Y
08108801	3	FLORENCE, CITY OF	FLORENCE	FREMONT	STORMWATER PROJECT	\$ 600,000		N	Y
08101801	2	FORT COLLINS/PHASEIII	FORT COLLINS	LARIMER	CONSTRUCT REGIONAL FACILITY	\$ 50,000,000		N	N
08080802	2	FORT GARLAND WSD	FORT GARLAND	COSTILLA	CONSTRUCT NEW WWTF	\$ 500,000		N	Y
08095001	2	FORT LUPTON, CITY OF	FORT LUPTON	WELD	WASTEWATER RE-USE PROJECT	\$ 100,000		N	N
08086201	3	FORT LUPTON, CITY OF	FORT LUPTON	WELD	CONSTRUCT STORM SEWER SYSTEM	\$ 8,400,000		N	N
08108301	1	FORT MORGAN/SPANISH COLONY	FORT MORGAN	MORGAN	CONNECT UNSEWERED AREAS TO FORT MORGAN	\$ 180,000		U	Y
08103201	3	FOUNTAIN SANITATION DISTRICT	FOUNTAIN	EL PASO	DESIGN AND CONSTRUCT WWTF	\$ 5,000,000		S	N
08100101	2	FOWLER, TOWN OF	FOWLER	OTERO	EXPAND WWTF	\$ 600,000		N	Y
08101701	3	FRANKTOWN	FRANKTOWN	DOUGLAS	ON SEPTICS, CONSTRUCT NEW WWTF	\$ 600,000		N	Y
08108201	2	FRASER SANITATION DISTRICT	FRASER	GRAND	CONSTRUCT AWT WWTF, REGIONAL WITH GRAND COUNTY #1	\$ 2,400,000	20988	U	Y
08084201	1	FREMONT COUNTY SID	FLORENCE	FREMONT	PHASE 1 REGIONALIZATION	\$ 3,500,000		T	Y
08102801	3	FRISCO SANITATION DISTRICT	FRISCO	SUMMIT	CONNECT UNSEWERED AREAS TO FRISCO	\$ 600,000	37807	U	N
08080802	1	FRUITA/DOWNER SUBDIVISION	FRUITA	MESA	CONNECT TO FRUITA	\$ 210,000		S	Y
08104701	2	GALETON WSD	GALETON	WELD	WWTF UPGRADE, CAPACITY PROBLEMS	\$ 200,000	43220	U	Y
08102401	2	GARDEN VALLEY WSD	COLORADO SPRINGS	EL PASO	CONNECT TO COLORADO SPRINGS	\$ 375,000		T	Y
08093901	3	GEM VILLAGE SD/BAYFIELD	BAYFIELD	LA PLATA	UPGRADE WWTF, PROVIDE SLUDGE REMOVAL	\$ 150,000	38278	S	Y
08086801	3	GEORGETOWN, TOWN OF	GEORGETOWN	CLEAR CREEK	CONSTRUCT DIGESTER	\$ 380,000		U	Y
08098801	3	GLENWOOD SPRINGS, CITY OF	GLENWOOD SPRINGS	GARFIELD	REHABILITATION OF INTERCEPTOR AND SEWERS	\$ 500,000		U	N
08094801	2	GRAND COUNTY WSD #1	WINTER PARK	GRAND	CONSTRUCT AWT WWTF/REGIONAL WITH FRASER	\$ 3,000,000		U	Y
08094301	1	GRAND COUNTY/TABERNASH	HOT SULPHUR SPGS	GRAND	CONSTRUCT WWTF AND COLL SYSTEM/SEPTIC FAILURES	\$ 3,000,000		U	Y
08102801	2	GYPSUM, TOWN OF	GYPSUM	EAGLE	UPGRADE/EXPAND EXISTING WWTF	\$ 460,000		N	Y
08093301	2	HAYDEN WATER AND SEWER	HAYDEN	ROUTT	UPGRADE LINES DURING ROAD IMPROVEMENTS	\$ 163,000		U	Y
08105701	2	HERMOSA SANITATION DISTRICT	DURANGO	LA PLATA	REGIONALIZATION	\$ 500,000	40462	U	Y
08095801	2	HILAND ACRES WSD	BRIGHTON	ADAMS	UPGRADE FACILITY, OUT OF COMPLIANCE	\$ 100,000	22584	U	Y
08098701	1	HOLYOKE, TOWN OF	HOLYOKE	PHILLIPS	UPGRADE WWTF	\$ 855,000		U	Y

PROJECT NUMBER	ELIG CAT	ENTITY	CITY	COUNTY	DESCRIPTION	PROJECT COST	NPDES PERMIT	FUNDING STATUS (1)	POP UNDER \$,000?
08101801	2	HOTCHKISS, TOWN OF	HOTCHKISS	DELTA	DESIGN AND CONSTRUCT WWTF	\$ 1,200,000	21415	S	Y
08071801	3	HUDSON, TOWN OF	HUDSON	WELD	DESIGN AND CONSTRUCT WWTF	\$ 500,000	28581	T	Y
08088301	2	IDAHO SPRINGS, CITY OF	IDAHO SPRINGS	CLEAR CREEK	STORMWATER IMPROVEMENTS	\$ 500,000		U	Y
08105801	1	IDAHO SPRINGS, CITY OF	IDAHO SPRINGS	CLEAR CREEK	CORRECT I/I	\$ 1,700,000		T	Y
08100801	3	IGNACIO SAN DIST	IGNACIO	LA PLATA	CORRECT I/I	\$ 350,000	22853	T	Y
08080801	1	IRONDALE	COMMERCE CITY	ADAMS	TIE UNSEWERED AREA TO COMMERCE CITY	\$ 300,000		U	Y
08105801	3	JOES, TOWN OF	JOES	YUMA	CONSTRUCT NEW WWTF	\$ 350,000		N	Y
08084301	1	JOHNSON'S VILLAGE SID	BUENA VISTA	CHAFFEE	DESIGN AND CONSTRUCT COLLECTION SYS & INTERCEPTOR	\$ 1,500,000		U	Y
08100301	2	JULESBURG, TOWN OF	JULESBURG	SEDGWICK	COMPLIANCE PROBLEMS, BOD VIOLATIONS	\$ 200,000		T	Y
08108001	3	KIT CARSON, TOWN OF	KIT CARSON	CHEYENNE	INSTALL LINER FOR LAGOONS	\$ 250,000		N	Y
08105801	2	KREMMLING SANITATION DIST	KREMMLING	GRAND	EXPAND CAPACITY, LINE LAGOONS, ADD UNSEWERED AREA	\$ 800,000		U	Y
08108101	2	LA JARA, TOWN OF	LA JARA	CONEJOS	UPGRADE EXISTING WWTF/WETLANDS	\$ 400,000	20150	U	Y
08033801	2	LA JUNTA, CITY OF	LA JUNTA	OTERO	UPGRADE, RE-LINE LAGOONS	\$ 500,000		U	N
08100801	2	LAMAR, CITY OF	LAMAR	PROWERS	UPGRADE FOR GROUNDWATER DISCHARGE	\$ 800,000	23871	U	N
08088201	2	LARIMER COUNTY/REGIONAL PLAN	FORT COLLINS	LARIMER	REGIONALIZATION WITH FORT COLLINS	\$ 15,000,000		N	N
08088801	2	LARKSPUR, TOWN OF	LARKSPUR	DOUGLAS	DESIGN AND CONSTRUCTION OF WWTF	\$ 1,800,000	35881	U	Y
08082201	2	LAS ANIMAS, CITY OF	LAS ANIMAS	BENT	DESIGN AND CONSTRUCT WWTF	\$ 1,500,000	32484	T	Y
08074301	2	LEFT HAND WSD	BOULDER	BOULDER	OLD FACILITY, NEEDS UPGRADE OR REPLACEMENT	\$ 500,000		U	Y
08108201	2	LITTLETON/ENGLEWOOD	ENGLEWOOD	DENVER	EXPAND WWTF, CAPACITY PROBLEMS	\$ 5,000,000	32888	U	N
08070202	2	LOCHBUIE, TOWN OF	LOCHBUIE	WELD	DESIGN AND CONSTRUCT INTERCEPTOR	\$ 1,000,000		U	Y
08101001	2	LOGAN COUNTY	STERLING	LOGAN	CONNECT UNSEWERED AREAS TO STERLING	\$ 881,375		U	Y
08087801	2	LOMA LINDA SANITATION DIST	DURANGO	LA PLATA	CONSTRUCT NEW WWTF DUE TO GROWTH	\$ 800,000		U	Y
08108301	3	LOUISVILLE, CITY OF	LOUISVILLE	BOULDER	EXPAND WWTF, REFINANCE	\$ 5,000,000		N	N
08104801	2	LOVELAND, CITY OF	LOVELAND	LARIMER	EXPAND WWTF OR ADD SATELLITE PLANT DUE TO GROWTH	\$ 1,000,000		N	N
08108401	3	LYONS, TOWN OF	LYONS	BOULDER	INSTALL WATER METERS	\$ 300,000		N	Y
08105701	3	MANCOS, TOWN OF	MANCOS	MONTEZUMA	UPGRADE WWTF	\$ 200,000		N	Y
08104801	1	MANZANOLA, TOWN OF	MANZANOLA	OTERO	UPGRADE WWTF	\$ 350,000	23825	S	Y
08087701	3	MEAD, TOWN OF	MEAD	WELD	UPGRADE WWTF	\$ 150,000		U	Y
08103101	2	MERINO, TOWN OF	MERINO	LOGAN	DESIGN AND CONSTRUCT WWTF	\$ 500,000		U	Y
08088501	2	MESA WSD	MESA	MESA	UPGRADE WWTF/POSSIBLE REGIONALIZATION	\$ 3,000,000		N	Y

PROJECT NUMBER	ELIG CAT	ENTITY	CITY	COUNTY	DESCRIPTION	PROJECT COST	NPDES PERMIT	FUNDING STATUS [1]	POP UNDER \$,000?
08102801	2	METRO DENVER REC - 03	DENVER	DENVER	UPGRADE TRANSMISSION LINES	\$ 48,278,000	28838	U	N
08070003	2	METRO DENVER REC. - 02	DENVER	DENVER	INCREASE ADVANCED TREATMENT,UPGRADE WWTF,RE-USE	\$ 194,839,000	28838	U	N
08070002	1	MOFFAT, TOWN OF	MOFFAT	SAGUACHE	CONSTRUCT NEW WWTF	\$ 500,000	37821	N	Y
08083801	2	MONTE VISTA VETS CENTER WWTF	MONTE VISTA	RIO GRANDE	UPGRADE WWTF	\$ 500,000	38927	T	N
08088301	2	MONTE VISTA, CITY OF	MONTE VISTA	RIO GRANDE	UPGRADE/EXPAND WWTF, STORMWATER PROJECT	\$ 2,000,000	23132	U	N
08083601	1	MONTEZUMA, TOWN OF	MONTEZUMA	SUMMIT	CONSTRUCT NEW WWTF	\$ 1,000,000		N	Y
08081401	2	MORGAN COUNTY/MORGAN HEIGHT	FORT MORGAN	MORGAN	DESIGN AND CONSTRUCT WWTF AND COLLECTION SYSTEM	\$ 1,500,000		T	Y
08081101	3	MORRISON, TOWN OF	MORRISON	JEFFERSON	EXPAND WWTF	\$ 500,000		N	Y
08108001	1	MOSCA GEN IMPROV DISTRICT	ALAMOSA	ALAMOSA	CONSTRUCT NEW WWTF	\$ 300,000		N	Y
08081401	2	MT CRESTED BUTTE/MERIDIAN LAKE	MT CRESTED BUTTE	GUNNISON	EXPAND AND UPGRADE WWTF	\$ 1,000,000		S	Y
08088801	2	N. GUNNISON, CITY OF GUNNISON	GUNNISON	GUNNISON	CONNECT TO GUNNISON	\$ 100,000		S	Y
08101801	3	NEDERLAND, TOWN OF	NEDERLAND	BOULDER	UPGRADE EXISTING WWTF	\$ 2,500,000	20222	U	Y
08087401	2	NEW CASTLE, TOWN OF	NEW CASTLE	GARFIELD	UPGRADE WWTF FOR AWT	\$ 1,200,000		U	Y
08100801	3	NIWOT SANITATION DISTRICT	NIWOT	BOULDER	UPGRADE WWTF	\$ 1,400,000		T	Y
08084001	2	NORTH LAMAR SD	LAMAR	PROWERS	CONSTRUCT ADDITIONAL PRESSURE SEWER	\$ 250,000		N	Y
08083701	3	NORTH WALSENBURG	WALSENBURG	HUERFANO	CONNECT TO WALSENBURG, NEED NEW WWTF	\$ 400,000		N	Y
08102001	2	NUNN, TOWN OF	NUNN	WELD	CONSTRUCT WWTF	\$ 500,000		U	Y
08108801	2	OLATHE, TOWN OF	OLATHE	MONTROSE	EXPAND WWTF, REHAB LAGOON, ADD COLLECTION LINES	\$ 1,000,000		U	Y
08108501	2	PAGOSA SPRINGS SAN DISTRICT	PAGOSA SPRINGS	ARCHULETA	UPGRADE WWTF	\$ 1,180,941		U	Y
08102501	3	PAGOSA SPRINGS/KOA	PAGOSA SPRINGS	ARCHULETA	CONNECT TO PAGOSA SPRINGS SAN DISTRICT	\$ 250,000		U	Y
08087801	1	PALISADE, TOWN OF	PALISADE	MESA	UPGRADE WWTF DUE TO COMPLAINE PROBLEMS	\$ 500,000		U	Y
08088801	2	PAONIA, TOWN OF	PAONIA	DELTA	UPGRADE WWTF	\$ 3,220,000		T	Y
08088301	2	PARACHUTE, TOWN OF	PARACHUTE	GARFIELD	CONSTRUCT WWTF, BATT MESA SURCHARGE TOO HIGH	\$ 1,500,000		U	Y
08108801	2	PARKER WATER & SAN DISTRICT	PARKER	DOUGLAS	UPGRADE BIOSOLIDS FACILITY AND AWT	\$ 4,500,000		U	N
08102701	3	PENROSE/FREMONT COUNTY	PENROSE	FREMONT	UPGRADE WWTF	\$ 500,000		N	Y
08104001	2	PINON WATER & SAN DIST	PINON	LAS ANIMAS	UPGRADE EXISTING WWTF, TIE INTO TRINIDAD	\$ 300,000		N	Y
08077801	2	POWDERHORN METRO DIST #1	MESA	MESA	POSSIBLE REGIONALIZATION WITH MESA	\$ 3,500,000	23485	U	Y
08102101	3	PPACOG/CHEYENNE MTN ZOO	COLORADO SPRINGS	EL PASO	CONNECT TO COLORADO SPRINGS	\$ 850,000	31817	T	Y
08087201	1	REDCLIFF, TOWN OF	REDCLIFF	EAGLE	COMPLETE INTERIM MODS AND IA WORK BY FALL 1997	\$ 4,000,000	21385	T	Y
08072501	2	REDSTONE WSD	REDSTONE	PITKIN	EXPAND WWTF	\$ 1,200,000		S	Y
08103501	1	RICO, TOWN OF	RICO	DOLORES	CONSTRUCT NEW WWTF AND COLLECTION SYSTEM	\$ 1,000,000	28793	N	Y

PROJECT NUMBER	ELIG CAT	ENTITY	CITY	COUNTY	DESCRIPTION	PROJECT COST	NPDES PERMIT	FUNDING STATUS (1)	POP UNDER 5,000?
08083701	2	RIFLE, CITY OF (SOUTH)	RIFLE	GARFIELD	LINE LAGOONS, PROVIDE FOR SLUDGE HANDLING	\$ 650,000	30970	U	Y
08101201	2	ROCKY FORD, CITY OF	ROCKY FORD	OTERO	EXPAND EXISTING WWTF, CONSIDER CONSTRUCTED WETLAND	\$ 500,000	23860	U	Y
08088801	3	ROMEO, TOWN OF	ROMEO	CONEJOS	UPGRADE EXISTING WWTF, IA PROBLEMS	\$ 100,000		U	Y
08090801	1	ROUTT COUNTY/HAHN'S PEAK	HAHN'S PEAK	ROUTT	CONNECT TO CENTRAL SYST, PUBLIC HEALTH & WQ PROBLEMS	\$ 1,000,000		N	Y
08103701	2	RYE, TOWN OF	RYE	PUEBLO	CONNECT TO COLORADO CITY METRO DISTRICT	\$ 750,000	41789	U	Y
08072801	1	SANFORD, TOWN OF	SANFORD	CONEJOS	UPGRADE WWTF	\$ 500,000		U	Y
08103301	3	SEIBERT, TOWN OF	SEIBERT	KIT CARSON	UPGRADE EXISTING WWTF	\$ 50,000	32972	U	Y
08087801	2	SEVERANCE, TOWN OF	SEVERANCE	WELD	UPGRADE WWTF	\$ 200,000		N	Y
08102301	3	SILT, TOWN OF	SILT	GARFIELD	UPGRADE WWTF	\$ 500,000		U	Y
08108401	2	SILVER HILLS SD	LEADVILLE	LAKE	CONNECT TO LEADVILLE	\$ 180,000		N	Y
08087701	2	SILVERTHORNE/DILLON	SILVERTHORNE	SUMMIT	EXPAND WWTF, DESIGN UNDERWAY, CONSTRUCTION 1998	\$ 5,500,000	20828	U	N
08087801	3	SNYDER SAN DIST	SNYDER	MORGAN	CONSTRUCT NEW WWTF	\$ 500,000		S	Y
08084101	2	SOUTH DURANGO SANITATION DIST	DURANGO	LA PLATA	EXPANSION/CONSTRUCT NEW WWTF	\$ 1,000,000	41282	U	Y
08088501	1	SOUTH FORK WSD	SOUTH FORK	RIO GRANDE	REHAB WWTF	\$ 150,000		S	Y
08103801	2	SPRINGFIELD, TOWN OF	SPRINGFIELD	BACA	EXTEND SEWER LINE, EXPAND WWTF	\$ 1,250,000		S	Y
08103801	3	ST MARYS GLACIER MD	IDAHO SPRINGS	CLEAR CREEK	UPGRADE WWTF, CORRECT IA	\$ 1,000,000		U	Y
08087802	2	STARKVILLE, TOWN OF	STARKVILLE	LAS ANIMAS	CONSOLIDATE WITH TRINIDAD	\$ 100,000		N	Y
08083601	2	STEAMBOAT SPRINGS, CITY OF	STEAMBOAT SPRINGS	ROUTT	EXPAND WWTF, UPGRADE BIOSOLIDS FACILITY & LAND APPLICA	\$ 5,000,000	35658	U	N
08085102	2	STERLING, CITY OF	STERLING	LOGAN	UPGRADE WWTF FOR AWT, UPGRADE COLLECTION SYSTEM	\$ 2,500,000	28247	U	N
08087801	3	SUNSET METRO DIST/ELLCOTT	CALHAN	EL PASO	CONNECT SCHOOL TO SUNSET METRO DISTRICT	\$ 100,000		T	Y
08084401	3	SUPERIOR METRO DISTRICT NO. 1	SUPERIOR	BOULDER	DESIGN AND CONSTRUCT LIFT STATION	\$ 700,000		U	Y
08101101	2	SYLVAN LAKES WSD	LEADVILLE	LAKE	CONSTRUCT NEW WWTF	\$ 100,000		N	Y
08088801	3	THORNTON, CITY OF	THORNTON	ADAMS	CONSTRUCT INTERCEPTOR	\$ 350,000		U	N
08104601	2	THREE LAKES WSD	GRAND LAKE	GRAND	UPGRADE WWTF FOR PHOSPHORUS	\$ 8,000,000		N	Y
08102201	2	TRINIDAD, CITY OF	TRINIDAD	LAS ANIMAS	UPGRADE AND EXPANSION OF WWTF	\$ 6,000,000	31232	U	N
08084401	3	TRIPLE CREEK SAN DISTRICT	ALLENSPARK	BOULDER	CONSTRUCT PACKAGE WWTF	\$ 100,000		U	Y
08106301	3	UTE PASS AREA, CHIPETA PK.,	GREEN MTN FALLS	EL PASO	CONSTRUCT NEW WWTF	\$ 1,000,000		N	Y
08082701	2	VONA, TOWN OF	VONA	KIT CARSON	CONSTRUCT WWTF	\$ 310,000	24520	S	Y
08088201	2	WALDEN, TOWN OF	WALDEN	JACKSON	CORRECT AMMONIA PROBLEM, IMPROVE SLUDGE DISPOSAL	\$ 250,000		U	Y
08108701	2	WALSENBURG, CITY OF	WALSENBURG	HUERFANO	UPGRADE WWTF	\$ 1,000,000	20745	U	Y

10/17/97

WATER POLLUTION CONTROL REVOLVING FUND PROJECT LIST
STATE OF COLORADO - FISCAL YEAR 1998

Page 7

PROJECT NUMBER	EJG CAT	ENTITY	CITY	COUNTY	DESCRIPTION	PROJECT COST	NPDES PERMIT	FUNDING STATUS [1]	POP UNDER \$,000?
08018101	3	WATTENBURG	WATTENBURG	WELD	CONSTRUCT NEW WWTF	\$ 1,000,000		U	Y
08012601	2	WELLINGTON, TOWN OF	WELLINGTON	LARIMER	IA PROBLEM, REPLACE SEWER MAINS	\$ 109,950		S	Y
08108801	2	WEST JEFFCO METRO DISTRICT	LAKWOOD	JEFFERSON	EXPAND WWTF FOR GROWTH	\$ 6,000,000		U	N
08010802	2	WESTMINSTER, CITY OF	WESTMINSTER	ADAMS/JEFFCO	WASTEWATER RE-USE PROJECT	\$ 13,000,000	24171	T	N
08010501	2	WINTER PARK WATER & SAN DIST	WINTER PARK	GRAND	UPGRADE AND EXPAND WWTF, CONSTRUCTION JULY 1997	\$ 3,050,000	28051	S	Y

[1]

- \$ - APPROVED PLANNING DOCUMENT; READY FOR FUNDING
- T - PLANNING DOCUMENT SUBMITTED FOR REVIEW; READY FOR FUNDING DURING CURRENT FISCAL YEAR
- U - PLANNING DOCUMENT EXPECTED TO BE SUBMITTED AND READY FOR FUNDING DURING CURRENT FISCAL YEAR
- N - NOT READY FOR FUNDING DURING CURRENT FISCAL YEAR

52.22 STATEMENT OF BASIS, SPECIFIC STATUTORY AUTHORITY, AND PURPOSE (1997 REVISIONS)

The provisions of sections 25-8-202(1)(e) and (g); 25-8-308(1)(d); 37-95-107.6(4) C.R.S., provide the specific statutory authority for adoption of the attached regulatory amendments. The Commission also adopted, in compliance with sections 24-4-103(4) C.R.S., the following statement of basis and purpose.

BASIS AND PURPOSE:

The Intended Use Plan (IUP) is presented to the Water Quality Control Commission each year for agency action and public comment. The plan describes the intent of the Water Pollution Control Revolving Fund (WPCRF) for providing financial assistance to governmental agencies. This year, the IUP also describes the intent for providing hardship grants to eligible communities and how the program may utilize funds from the WPCRF to the Drinking Water Revolving Fund.

Attached to the 1998 IUP as Appendix A is the statewide project priority list showing the current construction needs for all eligible water quality projects including point source wastewater treatment, nonpoint source, ground water, storm water, etc. Also attached as Appendix A-1 is the 1998 Eligibility List additions and modifications. The Eligibility List consists of projects from the priority list that have or will have approved planning documents during the 1998 funding year. Attachment B to the IUP is a chart depicting projects that are expected to be funded from the WPCRF and includes their target date for a binding commitment. Attachment C is a list of projects that may be eligible for hardship grants.

The Commission held a formal public meeting on October 6, 1997 to adopt the 1998 IUP. There were no public comments received on the FY98 IUP which includes the new priority list for providing funds to expanded eligible projects. The Division requested that the Commission add Custer County/San Isabel to the project list during the approval process.

The Commission gave preliminary final approval to the revised version of the FY98 IUP which incorporates the addition of Custer County/San Isabel to the project list, the addition of Campo to Appendix C, the completion of the public comment section, the addition of section numbers to the document and the addition of a key to the letters used in the status column of the lists earlier in the document.

Attachment 3

Certification Letter

STATE OF COLORADO

Roy Romer, Governor
Patti Shwayder, Executive Director

Dedicated to protecting and improving the health and environment of the people of Colorado

4300 Cherry Creek Dr. S. Laboratory and Radiation Services Division
Denver, Colorado 80246-1530 8100 Lowry Blvd.
Phone (303) 692-2000 Denver CO 80220-6928
Located in Glendale, Colorado (303) 692-3090

<http://www.cdphe.state.co.us>



Colorado Department
of Public Health
and Environment

March 31, 1998

Jack A. Rychecky, Chief
Municipal Support Unit
U.S. EPA Region VIII
999 18th St., Suite 500
Denver, Colorado 80202-2466

Dear Mr. Rychecky:

The Water Quality Control Division is responsible for project reviews and technical and administrative processes of the Water Pollution Control Revolving Fund. The Division hereby certifies that all applicable state and federal laws and regulations are being satisfied through established procedures.

The Division also certifies on behalf of the State that all operating agreement procedures referenced in the Annual Report dated March 31, 1998 are adhered to in a progressive and competent manner.

Sincerely,

for 
J. David Holm, Director
Water Quality Control Division

Attachment 4

Audit Report for FY 1997

COLORADO WATER RESOURCES
and
POWER DEVELOPMENT AUTHORITY

FINANCIAL STATEMENTS,
SUPPLEMENTAL INFORMATION
and
REPORTS REQUIRED BY THE
SINGLE AUDIT ACT OF 1996

DECEMBER 31, 1997


Schooneveld and Co., Inc.
Certified Public Accountants

**COLORADO WATER RESOURCES
and
POWER DEVELOPMENT AUTHORITY**

TABLE OF CONTENTS

DECEMBER 31, 1997

	<u>Page</u>
Independent Auditor's Report	1
Financial Statements	
Combined Balance Sheet - All Fund Types	2
Combined Statement of Revenue, Expenses and Changes in Retained Earnings - All Proprietary Fund Types	3
Combined Statement of Cash Flows - All Proprietary Fund Types	4
Statement of Revenue, Expenditures and Changes in Fund Balance - Actual and Budget - Expendable Trust Fund	5
Notes to the Financial Statements	6-22
Supplemental Information	
Enterprise Funds	
Combining Balance Sheet	23-24
Combining Statement of Revenue, Expenses and Changes in Retained Earnings	25-26
Combining Statement of Cash Flows	27-30
Regulatory Basis Combining Schedule of Balance Sheet - Water Pollution Control Revolving Fund	31
Regulatory Basis Combining Schedule of Revenue, Expenses and Changes in Retained Earnings - Water Pollution Control Revolving Fund	32
Regulatory Basis Combining Schedule of Balance Sheet - Drinking Water Revolving Fund	33

(Continued)

**COLORADO WATER RESOURCES
and
POWER DEVELOPMENT AUTHORITY**

TABLE OF CONTENTS

DECEMBER 31, 1997

(Continued)

	<u>Page</u>
Regulatory Basis Combining Schedule of Revenue, Expenses and Changes in Retained Earnings - Drinking Water Revolving Fund	34
Schedule of Revenue, Expenditures and Changes in Funds Available - Actual (NonGAAP Budgetary Basis) and Budget - Water Pollution Control Revolving Fund	35
Reconciliation of NonGAAP Budgetary Basis (Actual) to Combining Statement of Revenue, Expenses and Changes in Retained Earnings - Water Pollution Control Revolving Fund	36
Schedule of Revenue, Expenditures and Changes in Funds Available - Actual (NonGAAP Budgetary Basis) and Budget - Water Operations Fund	37
Reconciliation of NonGAAP Budgetary Basis (Actual) to Combining Statement of Revenue, Expenses and Changes in Retained Earnings - Water Operations Fund	38
Schedule of Revenue, Expenditures and Changes in Funds Available - Actual (NonGAAP Budgetary Basis) and Budget - Drinking Water Revolving Fund	39
Reconciliation of NonGAAP Budgetary Basis (Actual) to Combining Statement of Revenue, Expenses and Changes in Retained Earnings - Drinking Water Revolving Fund	40
Fiduciary Funds	
Combining Balance Sheet	41
Combining Statement of Changes in Assets and Liabilities - Agency Funds	42-43
Schedule of Project Costs Payable - By Borrower - Agency Funds	44
Schedule of Loans Receivable - By Borrower	45-48
Schedule of Bonds Payable - By Issue	49-56
Schedule of Cash and Investments Held by Trustees - By Bond Issue	57-60

(Continued)

**COLORADO WATER RESOURCES
and
POWER DEVELOPMENT AUTHORITY**

TABLE OF CONTENTS

DECEMBER 31, 1997

(Continued)

	<u>Page</u>
Reports Required by the Single Audit Act of 1996	
Schedule of Expenditures of Federal Awards	61
Independent Auditor's Report on Compliance and on Internal Control Over Financial Reporting Based on an Audit of Financial Statements Performed in Accordance with <i>Government Auditing Standards</i>	62-63
Independent Auditor's Report on Compliance with Requirements Applicable to Each Major Program and Internal Control Over Compliance in Accordance with OMB Circular A-133	64-65
Schedule of Findings and Questioned Costs	66
Corrective Action Plan	67
Prior Audit Findings	68



Principals
Jack C. Schroeder
Larry R. Beardsley
Richard M. Carlson
Mark D. Elmshouser
Kevin F. Collins

INDEPENDENT AUDITOR'S REPORT

**Board of Directors
Colorado Water Resources and Power Development Authority
Denver, Colorado**

We have audited the accompanying financial statements of the Colorado Water Resources and Power Development Authority as of and for the year ended December 31, 1997, as listed in the foregoing Table of Contents. These financial statements are the responsibility of the Authority's management. Our responsibility is to express an opinion on these financial statements based on our audit.

We conducted our audit in accordance with generally accepted auditing standards and *Government Auditing Standards* issued by the Comptroller General of the United States. Those standards require that we plan and perform the audit to obtain reasonable assurance about whether the financial statements are free of material misstatement. An audit includes examining, on a test basis, evidence supporting the amounts and disclosures in the financial statements. An audit also includes assessing the accounting principles used and significant estimates made by management, as well as evaluating the overall financial statement presentation. We believe that our audit provides a reasonable basis for our opinion.

In our opinion, the financial statements referred to above present fairly, in all material respects, the financial position of the Colorado Water Resources and Power Development Authority at December 31, 1997, and the results of its operations and cash flows of its proprietary fund for the year then ended, in conformity with generally accepted accounting principles.

Our audit was made for the purpose of forming an opinion on the financial statements taken as a whole. The combining fund financial statements and other schedules as listed in the Table of Contents as Supplemental Information are presented for purposes of legal compliance and additional analysis and are not a required part of the financial statements of the Colorado Water Resources and Power Development Authority. Such information has been subjected to the auditing procedures applied in the audit of the financial statements and, in our opinion, is fairly stated in all material respects in relation to the financial statements taken as a whole.

In accordance with *Government Auditing Standards*, we have also issued a report dated March 5, 1998, on our consideration of the Colorado Water Resources and Power Development Authority's internal control over financial reporting and our tests of its compliance with certain provisions of laws, regulations, contracts and grants.

Van Schooneveld and Co., Inc.

March 5, 1998

FINANCIAL STATEMENTS

COLORADO WATER RESOURCES AND POWER DEVELOPMENT AUTHORITY

COMBINED BALANCE SHEET - ALL FUND TYPES

DECEMBER 31, 1997

<u>ASSETS</u>	<u>Proprietary Fund Types</u>	<u>Fiduciary Fund Types</u>	<u>Totals (Memorandum Only)</u>	
			<u>1997</u>	<u>1996</u>
Cash and cash equivalents	\$ 30,285,308	\$ -0-	\$ 30,285,308	\$ 25,937,577
State of Colorado pooled investments	22,595,823	42,400,000	64,995,823	63,503,295
Total cash and cash equivalents	52,881,131	42,400,000	95,281,131	89,440,872
Investments - Trust accounts	58,942,872	72,247,436	131,190,308	79,293,559
Total cash, cash equivalents and investments	111,824,003	114,647,436	226,471,439	168,734,431
Current portion of loans receivable	10,556,797		10,556,797	8,645,138
Loans receivable	268,482,912		268,482,912	206,106,963
Accounts receivable - Borrowers	3,041,561		3,041,561	2,361,778
Due from other funds	1,214,316		1,214,316	500,959
Interest receivable on investments	1,747,452	1,310,088	3,057,540	2,248,927
Capitalization grant receivable	84,412		84,412	182,869
Advance receivable	7,168,144		7,168,144	5,862,357
Furniture and fixtures - Net	141,423		141,423	58,780
Other assets	7,584		7,584	11,113
Total Assets	<u>\$ 404,268,604</u>	<u>\$ 115,957,524</u>	<u>\$ 520,226,128</u>	<u>\$ 394,713,315</u>
 <u>LIABILITIES AND EQUITY</u>				
LIABILITIES				
Current portion of bonds payable	\$ 9,900,431	\$ -0-	\$ 9,900,431	\$ 7,818,441
Long-term bonds payable	243,629,287		243,629,287	188,104,718
Accrued interest payable	4,088,372		4,088,372	3,543,541
Accounts payable - Other	240,932		240,932	154,170
Accounts payable - Borrowers	3,884,131	946,413	4,830,544	4,016,488
Deferred revenue	788,893		788,893	795,719
Project costs payable	2,630,179	71,350,419	73,980,598	24,632,352
Due to other funds	188,447	1,025,869	1,214,316	500,959
Advance payable	7,168,144		7,168,144	5,862,357
Other liabilities	1,172,230		1,172,230	763,059
Total Liabilities	<u>273,691,046</u>	<u>73,322,701</u>	<u>347,013,747</u>	<u>236,191,804</u>
 EQUITY				
Contributions from Federal Government	73,981,136		73,981,136	68,013,519
Retained earnings	56,596,422		56,596,422	47,869,060
Fund balance - Reserve for Animas - La Plata		42,634,823	42,634,823	42,638,932
Total Equity	<u>130,577,558</u>	<u>42,634,823</u>	<u>173,212,381</u>	<u>158,521,511</u>
Total Liabilities and Equity	<u>\$ 404,268,604</u>	<u>\$ 115,957,524</u>	<u>\$ 520,226,128</u>	<u>\$ 394,713,315</u>

The accompanying notes are an integral part of the financial statements.

COLORADO WATER RESOURCES AND POWER DEVELOPMENT AUTHORITY

**COMBINED STATEMENT OF REVENUE, EXPENSES AND
CHANGES IN RETAINED EARNINGS - ALL PROPRIETARY FUND TYPES**

YEAR ENDED DECEMBER 31, 1997

(with comparative totals for the year ended December 31, 1996)

	<u>1997</u>	<u>1996</u>
INTEREST REVENUE		
Cash and investments	\$ 3,085,739	\$ 2,123,399
Interim loans	3,722	63,743
Loans receivable	<u>13,572,270</u>	<u>11,920,343</u>
Total Interest Revenue	16,661,731	14,107,485
 INTEREST EXPENSE - BONDS	 <u>13,149,422</u>	 <u>12,014,646</u>
Net Interest Revenue	<u>3,512,309</u>	<u>2,092,839</u>
 OTHER REVENUE		
Surcharge from borrowers	781,693	808,608
State funds	1,900,000	1,615,140
Administrative fee	1,572,588	1,261,486
Other	<u>22,058</u>	<u>14,472</u>
Total Other Revenue	<u>4,276,339</u>	<u>3,699,706</u>
Net Revenue	<u>7,788,648</u>	<u>5,792,545</u>
 OTHER EXPENSE		
Grant administration	1,202,495	1,010,151
Project expenses	137,451	123,334
General and administrative	419,993	360,538
Other	<u>51,229</u>	<u>79,265</u>
Total Other Expense	<u>1,811,168</u>	<u>1,573,288</u>
 NET INCOME BEFORE OPERATING TRANSFERS	 5,977,480	 4,219,257
Operating transfers in	<u>2,749,882</u>	<u>2,821,399</u>
 NET INCOME	 8,727,362	 7,040,656
 RETAINED EARNINGS - BEGINNING OF YEAR	 <u>47,869,060</u>	 <u>40,828,404</u>
 RETAINED EARNINGS - END OF YEAR	 <u>\$ 56,596,422</u>	 <u>\$ 47,869,060</u>

The accompanying notes are an integral part of the financial statements.

COLORADO WATER RESOURCES AND POWER DEVELOPMENT AUTHORITY

COMBINED STATEMENT OF CASH FLOWS

ALL PROPRIETARY FUND TYPES

YEAR ENDED DECEMBER 31, 1997

(with comparative totals for the year ended December 31, 1996)

	<u>1997</u>	<u>1996</u>
CASH FLOWS FROM OPERATING ACTIVITIES		
Net income before operating transfers in	\$ 5,977,480	\$ 4,219,257
Adjustments to reconcile income to net cash provided by operating activities:		
Depreciation	29,816	17,836
Amortization of investment (discount) premium	155,968	80,188
Changes in assets and liabilities related to operations:		
(Increase) decrease in due from other funds	(713,357)	881,742
(Increase) in accounts receivable - Borrowers	(679,783)	(180,421)
(Increase) in interest receivable - Investments	(183,689)	(125,584)
Decrease in interest receivable - Loans		39,978
Decrease in other assets	3,529	9,631
(Decrease) in accounts payable	(86,669)	(454)
Increase (decrease) in due to other funds	96,419	(5,113)
Increase in accounts payable - Borrowers	269,013	284,446
(Decrease) in deferred revenue	(6,825)	(231,828)
Increase in interest payable	628,355	537,406
Increase in other liabilities	583,366	223,933
Total adjustments	<u>96,143</u>	<u>1,531,760</u>
Net cash provided by operating activities	<u>6,073,623</u>	<u>5,751,017</u>
CASH FLOWS FROM NONCAPITAL FINANCING ACTIVITIES		
Operating transfer in	<u>2,749,882</u>	<u>2,821,399</u>
Net cash provided by noncapital financing activities	<u>2,749,882</u>	<u>2,821,399</u>
CASH FLOW FROM CAPITAL AND RELATED FINANCING ACTIVITIES		
Principal repayments of loans receivable	8,655,724	8,226,858
Principal paid on bonds	(8,015,000)	(8,015,000)
Acquisition of furniture and fixtures	(112,458)	(12,862)
Payment from other fund - Advance	3,088,787	1,724,710
Bond proceeds	65,425,000	44,885,179
Payment to refunded escrow agent		(30,176,467)
Bond issuance costs		(406,066)
Loans made/Project costs paid	(72,702,333)	(20,188,698)
Capitalization grants received	6,066,075	10,106,890
Payment to other funds - Advance	(3,088,787)	(1,724,710)
Net cash provided (required) by capital and related financing activities	<u>(682,992)</u>	<u>4,419,834</u>
CASH FLOWS FROM INVESTING ACTIVITIES		
Net (increase) in investments	<u>(2,300,254)</u>	<u>(4,950,103)</u>
Net cash (required) by investing activities	<u>(2,300,254)</u>	<u>(4,950,103)</u>
NET INCREASE IN CASH AND CASH EQUIVALENTS	5,840,259	8,042,147
CASH AND CASH EQUIVALENTS - BEGINNING OF YEAR	<u>47,040,872</u>	<u>38,998,725</u>
CASH AND CASH EQUIVALENTS - END OF YEAR	<u>\$ 52,881,131</u>	<u>\$ 47,040,872</u>

The accompanying notes are an integral part of the financial statements.

COLORADO WATER RESOURCES AND POWER DEVELOPMENT AUTHORITY
STATEMENT OF REVENUE, EXPENDITURES AND CHANGES IN FUND BALANCE -
ACTUAL AND BUDGET - EXPENDABLE TRUST FUND

ANIMAS - LA PLATA ESCROW FUND

YEAR ENDED DECEMBER 31, 1997

(with comparative totals for the year ended December 31, 1996)

	<u>1997</u>		<u>Variance- Favorable (Unfavorable)</u>	<u>1996</u>
	<u>Actual</u>	<u>Budget</u>		<u>Actual</u>
REVENUE				
Investment interest	\$ 2,745,773	\$ 2,790,000	\$ (44,227)	\$ 2,654,909
Total Revenue	<u>2,745,773</u>	<u>2,790,000</u>	<u>(44,227)</u>	<u>2,654,909</u>
EXPENDITURES				
Construction/land	<u>-0-</u>	<u>4,500,000</u>	<u>4,500,000</u>	<u>-0-</u>
EXCESS REVENUE OVER EXPENDITURES BEFORE OTHER FINANCING USES	2,745,773	(1,710,000)	4,455,773	2,654,909
OPERATING TRANSFERS OUT	<u>(2,749,882)</u>	<u>(2,775,214)</u>	<u>25,332</u>	<u>(2,821,399)</u>
EXCESS REVENUE OVER (UNDER) EXPENDITURES AND OTHER FINANCING USES	(4,109)	(4,485,214)	4,481,105	(166,490)
BEGINNING FUND BALANCE	<u>42,638,932</u>	<u>42,629,351</u>	<u>9,581</u>	<u>42,805,422</u>
ENDING FUND BALANCE	<u>\$ 42,634,823</u>	<u>\$ 38,144,137</u>	<u>\$ 4,490,686</u>	<u>\$ 42,638,932</u>

The accompanying notes are an integral part of the financial statements.

COLORADO WATER RESOURCES AND POWER DEVELOPMENT AUTHORITY

NOTES TO THE FINANCIAL STATEMENTS

DECEMBER 31, 1997

NOTE 1) ORGANIZATION

The Colorado Water Resources and Power Development Authority (the Authority) is a political subdivision of the State of Colorado established pursuant to the Colorado Water Resources and Power Development Act, Title 37, Article 95 of the Colorado Revised Statutes, 1973, as amended.

Water Operations

The Authority was created to initiate, acquire, construct, maintain, repair and operate or cause to be operated projects for the protection, preservation, conservation, upgrading, development and utilization of the water resources of the State. The Authority is authorized to issue bonds, notes or other obligations which constitute its debt and not debt of the State of Colorado.

The primary activity of the Water Operations Fund is to administer the Small Water Resources Projects Program (SWRP) for which the Authority is authorized to finance water resources projects of \$10 million or less. All costs of project development (except water rights acquisitions, planning and environmental mitigation and documentation) may be financed through the SWRP.

Pursuant to the SWRP, proceeds of the bonds issued by the Authority are to be used to fund loans to local governments. Each local government evidences its obligations under its loan agreement by the issuance to the Authority of a governmental agency bond which is to be secured by a pledge of a specific revenue source or by a general obligation pledge. The repayments pursuant to the loan agreements by the local governments participating in the SWRP are structured, in the aggregate, to provide amounts sufficient to pay the principal of and interest on the bonds issued by the Authority. The SWRP Debt Service Reserve for the bonds issued by the Authority is funded by the Authority from available monies of the Authority. The principal of and interest on the bonds issued by the Authority have been insured as to repayment to the bondholders.

Water Pollution Control Revolving Fund

The Water Pollution Control Revolving Fund (WPCRF) was created by State statute (CRS 37-95-107.6) in response to the mandate from the Federal Clean Water Act of 1987 (Act). The Authority was authorized statutorily to implement the revolving loan portion of the Act. The WPCRF was established for the purpose of financing loans to local governments for the construction of publicly-owned wastewater treatment projects that meet specified eligibility requirements and that are placed on a project eligibility list established in accordance with the State statute.

Pursuant to statutes, with the written consent of the Colorado Department of Public Health and Environment, the Authority is authorized, on behalf of the State, to execute all operating agreements and capitalization grant agreements with the United States Environmental Protection Agency (EPA). The Authority, the Water Quality Control Division of the Colorado Department of Public Health and Environment and the Division of Local Government of the Colorado Department of Local Affairs have entered into a Memorandum of Understanding under which each has agreed to assume specified responsibilities in connection with the operation of the WPCRF. The statutes also authorize the Authority to issue bonds for such purposes and to designate assets in the WPCRF that may be pledged and assigned as security for payment of such bonds.

The WPCRF is capitalized through capitalization grants awarded by the EPA. Matching funds are provided by the Authority or its borrowers. In order to receive capitalization grants, matching funds must be provided in a ratio of \$1 of state match for every \$5 (20%) of capitalization grants. Administrative expense reimbursements funded by EPA capitalization grants are limited to a percentage (5/6th of 4%) of the capitalization grants.

The Authority issues bonds to provide loans to local governmental entities, either individually or in pools. Loans to borrowers may be provided from federal grants and/or from bond proceeds. The matching requirement is provided by cash contributions from borrowers or from the Authority in the form of cash.

When a loan to a local governmental entity is provided from the proceeds of bonds, the Authority allocates a portion of its federal capitalization grant to provide for a reserve. Earnings on such federal capitalization grant reserves are used to reduce the amounts payable by the borrower.

Each local government evidences its obligation to the Authority under its loan agreement by the issuance to the Authority of a governmental agency bond which is secured by a pledge of a specific revenue source or by a general obligation pledge. The repayments pursuant to the loan agreements by the local governments participating in the WPCRF are, in the aggregate: to provide amounts sufficient to repay the Authority principal and stated interest (including an administrative surcharge) on direct loans and to repay principal, premium (if any) and interest on the bonds issued by the Authority for the leveraged loans, as well as cash advances or bonds issued to provide the matching requirements, and an administrative surcharge.

Loans are made at or below market interest rates (at terms generally not exceeding 20 years) with principal and interest payments commencing not later than one year after completion of the borrowers' projects.

Drinking Water Revolving Fund

The Drinking Water Revolving Fund (DWRF) was created by State statute (CRS 37-95-107.8) in 1995, in anticipation of the reauthorization of the Federal Safe Drinking Water Act (SDWA). The SDWA was reauthorized in 1996 with a state revolving loan program. The DWRF was established to provide assistance to governmental agencies for projects that appear on the "Drinking Water Project Eligibility List" (List). The List, established in accordance with State statute,

consists of new or existing water management facilities that extend, protect, improve, or replace domestic drinking water supplies in the State of Colorado and for any other means specified in the SDWA.

Pursuant to statutes, with the written consent of the Colorado Department of Public Health and Environment, the Authority is authorized, on behalf of the State, to execute all operating agreements and capitalization grant agreements with the United States Environmental Protection Agency (EPA). The Authority, the Water Quality Control Division of the Colorado Department of Public Health and Environment and the Division of Local Government of the Colorado Department of Local Affairs have entered into a Memorandum of Understanding under which each has agreed to assume specified responsibilities in connection with the operation of the DWRF. The statutes also authorize the Authority to issue bonds for such purposes and to designate assets in the DWRF that may be pledged and assigned as security for payment of such bonds.

The DWRF is capitalized through capitalization grants awarded by the EPA. Matching funds are provided by the Authority or its borrowers. In order to receive capitalization grants, matching funds must be provided in a ratio of \$1 of state match for every \$5 (20%) of total capitalization grants before set asides. Administrative expense reimbursements funded by EPA capitalization grants are limited to a percentage (4%) of the capitalization grants.

The Authority issues bonds to provide loans to local governmental entities, either individually or in pools. Loans to borrowers may be provided from federal grants and/or from bond proceeds. The matching requirement is provided by State monies within the DWRF.

When a loan to a local governmental entity is provided from the proceeds of bonds, the Authority allocates a portion of its federal capitalization grant to provide for a reserve. Earnings on such federal capitalization grant reserves are used to reduce the amounts payable by the borrower.

Each local government evidences its obligation to the Authority under its loan agreement by the issuance to the Authority of a governmental agency bond which is secured by a pledge of a specific revenue source or by a general obligation pledge. The repayments pursuant to the loan agreements by the local governments participating in the DWRF are, in the aggregate: to provide amounts sufficient to repay the Authority principal and stated interest (including an administrative surcharge) on direct loans and to repay principal, premium (if any) and interest on the bonds issued by the Authority for the leveraged loans, as well as cash provided to meet the matching requirements, and an administrative surcharge.

Loans are made at or below market interest rates (at terms generally not exceeding 20 years) with principal and interest payments commencing not later than one year after completion of the borrowers' projects.

Prior to receiving the award of the federal capitalization grant, the DWRF loaned State funded monies directly to the borrowers.

Animas - La Plata Escrow Fund

Colorado, New Mexico, the Ute Mountain Ute and Southern Ute Indian Tribes entered into a cost-sharing agreement with the United States Secretary of Interior to construct a dam and reservoir and associated facilities in the Southwest part of Colorado. The United States Department of Interior is in the process of obtaining the applicable permits for the project.

The Authority has committed \$30 million to the project as a portion of the State's federal cost-sharing requirements. The \$30 million and any earnings from the \$30 million are to be held until \$42.4 million is available for the project, at which time additional earnings can be used for other Authority projects. During 1997, \$2,749,882 of earnings were transferred to the Proprietary Fund - Drinking Water Revolving Fund.

At December 31, 1997, the Authority had an accumulated fund balance of \$42,634,823 for this project.

Reporting Entity

The Authority follows the Governmental Accounting Standards Board (GASB) accounting pronouncements which provide guidance for determining which governmental activities, organizations and functions should be included within the financial reporting entity. GASB pronouncements set forth the financial accountability of a governmental organization's governing body as the basic criterion for including a possible component governmental organization in a primary government's legal entity. Financial accountability includes, but is not limited to, appointment of a voting majority of the organization's governing body, ability to impose its will on the organization, a potential for the organization to provide specific financial benefits or burdens and fiscal dependency.

The Authority is not financially accountable for any other organization. Under current GASB pronouncements, the Authority has been determined to be a component unit of the State of Colorado (the primary government). As such, the Authority's financial statements are included in the Comprehensive Annual Financial Statements issued by the State of Colorado.

NOTE 2) SUMMARY OF SIGNIFICANT ACCOUNTING POLICIES

The more significant accounting policies of the Authority are described as follows:

a) Fund Accounting

The accounts of the Authority are organized on the basis of funds, each of which is considered a separate accounting entity. Fund types used by the Authority are described below.

Proprietary Fund Types

Enterprise Funds - The accounting policies of the Enterprise Funds (Water Operations, Water Pollution Control Revolving Fund and Drinking Water Revolving Fund) conform to generally accepted accounting principles as applicable to governmental units accounted for as proprietary enterprise funds. The enterprise fund is used since the Authority's powers are related to those operated in a manner similar to a financing institution where net income and capital maintenance are appropriate determinations of accountability.

The Authority has elected to follow Governmental Accounting Standards Board pronouncements. Therefore, statements issued by the Financial Accounting Standards Board after November 30, 1989 are not applied.

Fiduciary Fund Types

Expendable Trust Fund - The Expendable Trust Fund is used to account for assets held by the Authority in its trustee capacity (related to the Animas - La Plata Escrow Fund) on the original principal and accumulated income which may be expended in the course of designated operations.

Agency Funds - Agency Funds are used to account for assets held by the Authority as an agent for local governmental units. These assets consist primarily of unspent bond proceeds restricted for future construction. Agency funds are custodial in nature and do not involve measurement of results of operations.

b) Basis of Accounting

The accrual basis of accounting is utilized in the proprietary fund types. Revenue is recognized when earned, and expenses are recognized when the liability is incurred. Expenditures for loans and advances made and for furniture and fixtures are shown as increases in assets, and redemption of bonds and notes are recorded as a reduction in liabilities. Grants are recorded as contributed capital when earned.

The modified accrual basis of accounting is followed in the expendable trust fund and agency funds. Revenue is recorded when susceptible to accrual, i.e., both measurable and available. Available means collectible within the current period or soon enough thereafter to be used to pay liabilities of the current period. The major source of revenue which is susceptible to accrual is investment income. Expenditures are recorded when the liability is incurred.

c) **Budgets**

In accordance with the State Budget Law, the Authority's Board of Directors holds public hearings in the fall of each year to approve the budget and appropriate the funds for the ensuing year. The appropriation is at the total fund expenditures level and lapses at year end. The Authority's Board of Directors can modify the budget between spending categories, and the Authority's Executive Director can modify the budget within spending categories, within the total appropriation without notification. The total appropriation can only be amended upon completion of notification and publication requirements.

The budget includes each fund on its basis of accounting unless otherwise indicated.

Encumbrance accounting (open purchase orders, contracts in process and other commitments for the expenditures of funds in future periods) is not used by the Authority for budget or financial reporting purposes.

d) **Cash Equivalents**

For purposes of the statement of cash flows, the Authority considers cash deposits, money market mutual funds, investment pools, U.S. Government obligations, repurchase agreements and other highly liquid investments with a maturity of three months or less when purchased to be cash equivalents.

e) **Furniture and Fixtures**

Furniture and fixtures are recorded at cost. Depreciation expense has been computed using the straight-line method over the estimated economic useful lives.

f) **Amortization**

The deferred costs on bond refundings and original issue discounts are amortized using the interest method over the life of the outstanding bonds. The amortization amount is a component of interest expense, and the unamortized deferred costs and original issue discount costs are reflected as a reduction of bonds payable.

Reimbursements of original issue discount received from borrowers at closing is reflected as deferred revenue. The deferred revenue is being amortized using the interest method over the life of the loans receivable and is reflected as a component of interest income.

g) Accrual for Compensated Absences

The Authority has a policy which allows employees to accumulate unused vacation and sick leave benefits up to a certain maximum number of days. Compensated absences are recognized as current salary costs as accumulated.

h) Advance

The Water Operations Fund makes advances to the WPCRF for the purpose of financing the WPCRF's capitalization grant matching requirements. The advance is noninterest bearing. The advance is repaid based upon a usage formula related to administrative fees collected by the WPCRF from the borrowers.

i) Totals (Memorandum Only)

Total columns on the combined statements are captioned "(Memorandum Only)" because they do not represent consolidated financial information and are presented only to facilitate financial analysis. Data in these columns do not present financial position, in conformity with generally accepted accounting principles. Interfund eliminations have not been made in the aggregation of this data.

j) Comparative Data

Comparative total data for the prior year have been presented in the accompanying financial statements in order to provide an understanding of changes in the Authority's financial position, operations and cash flows. However, comparative data have not been presented in all statements because their inclusion would make certain statements unduly complex and difficult to understand.

NOTE 3) CASH AND INVESTMENTS

Cash Deposits

The Colorado Public Deposit Protection Act (PDPA) requires that all units of Colorado government deposit cash in eligible public depositories. Eligibility is determined by State regulators. Amounts on deposit in excess of federal insurance levels must be collateralized. The eligible collateral is determined by the PDPA. PDPA allows the institution to create a single collateral pool for all public funds. The pool for all the uninsured public deposits as a group is to be maintained by another institution or held in trust. The market value of the collateral must be at least equal to the aggregate uninsured deposits.

The State regulatory commissions for banks and financial services are required by statute to monitor the naming of eligible depositories and reporting of the uninsured deposits and assets maintained in the collateral pools.

At December 31, 1997, the Authority's cash deposits had a bank balance and a carrying balance as follows:

	<u>Carrying Balance</u>	<u>Bank Balance</u>
Insured deposits	\$ 108,204	\$ 199,571
Deposits collateralized in single institution pools		<u>225,017</u>
	<u>\$ 108,204</u>	<u>\$ 424,588</u>

Investments

Colorado statutes specify investment instruments meeting defined rating and risk criteria in which Colorado governmental units may invest, which include:

- . Obligations of the United States and certain U.S. government agency securities
- . Certain international agency securities
- . General obligation and revenue bonds of U.S. local government entities
- . Bankers' acceptances of certain banks
- . Commercial paper
- . Written repurchase agreements collateralized by certain authorized securities
- . Certain money market mutual funds
- . Guaranteed investment contracts
- . Local government investment pools

The Authority's investments are recorded at amortized cost and are categorized below to give an indication of the level of credit risk assumed by the Authority at year end. Category 1 includes investments that are insured or registered or for which the securities are held by the entity or its agent in the Authority's name. Category 2 includes uninsured and unregistered investments for which the securities are held by the broker's or dealer's trust department or agent in the Authority's name. Category 3 includes uninsured and unregistered investments for which the securities are held by the broker or dealer, or by its trust department or agent but not in the Authority's name.

Category 3 investments include investments held by trustees pursuant to bond indentures. These investments were acquired by the trustees at the direction of the Authority. Investments of U.S. Treasury notes and bonds are held in the trustee's bank's account at the Federal Reserve in book entry form. Consequently, the trustees are considered to be the purchaser as well as the custodian of the investments.

Investments in local government investment pools or in money market mutual funds are not categorized because they are not evidenced by securities that exist in physical or book entry form.

	Category			Carrying Amount	Market Value
	1	2	3		
Repurchase agreements collateralized with U.S. Treasury obligations which have a market value of approximately \$99,358,000 as of December 31, 1997	\$	\$	\$ 87,625,564	\$ 87,625,564	\$ 87,625,564
U.S. Treasury Bonds			8,241,753	8,241,753	9,334,913
U.S. Treasury Notes - State and Local Government Series	33,129,400			33,129,400	33,129,400
	<u>\$33,129,400</u>	<u>\$-0-</u>	<u>\$ 95,867,317</u>	<u>128,996,717</u>	<u>130,089,877</u>

Investment Pools or Money Market Mutual Funds:

Cash held by State Treasurer	64,995,823	64,995,823
Local government investment pool - COLOTRUST	11,707,698	11,707,698
Stagecoach Treasury Money Market Mutual Fund	18,681,643	18,681,643
Milestone Treasury Obligation Portfolio Money Market Mutual Fund	<u>1,981,354</u>	<u>1,981,354</u>
	<u>97,366,518</u>	<u>97,366,518</u>
Total Investments	<u>\$ 226,363,235</u>	<u>\$ 227,456,395</u>
Total Cash, Cash Equivalents and Investments	<u>\$ 226,471,439</u>	

Cash held by State Treasurer has been invested in the State Treasurer's cash pool. A detailed composition of the cash and investments in this pool is available in the annual State Treasurer's Report.

Colorado Local Government Liquid Asset Trust (the Trust), is an investment vehicle established for local government entities in Colorado to pool surplus funds. The Trust operates similarly to a money market fund and each share is equal in value to \$1.00. The Trust offers shares in two portfolios, COLOTRUST PRIME and COLOTRUST PLUS+. Both portfolios may invest in U.S. Treasury securities and repurchase agreements collateralized by U.S. Treasury securities. COLOTRUST PLUS+ may also invest in certain obligations of U.S. government agencies, highest rated commercial paper and repurchase agreements collateralized by certain obligations of U.S. government agencies. A designated custodial bank serves as custodian for the Trust's portfolios pursuant to a custodian agreement. The custodian acts as safekeeping agent for the Trust's investment portfolios and provides services as the depository in connection with direct investments and withdrawals. The custodian's internal records segregate investments owned by the Trust. As of December 31, 1997, the Authority had \$11,707,698 invested in COLOTRUST PRIME.

As of December 31, 1997, the Authority had invested \$18,681,643 in the Stagecoach Treasury Money Market Mutual Fund. The Stagecoach Treasury Money Market Mutual Fund is a money market mutual fund which may invest only in obligations issued or guaranteed by the U.S. Treasury such as bills, notes, bonds, strips and certificates of indebtedness and repurchase agreements and reverse repurchase agreements related to such U.S. Treasury obligations and STRIPS.

As of December 31, 1997, the Authority had invested \$1,981,354 in the Milestone Treasury Obligation Portfolio. This Fund is a money market mutual fund which may invest only in U.S. Treasury obligations and repurchase agreements fully collateralized by U.S. Treasury obligations.

NOTE 4) LOANS RECEIVABLE

The following is an analysis of changes in loans receivable for the year ended December 31, 1997:

	<u>Balance December 31, 1996</u>	<u>New Loans</u>	<u>Repayments Received/ Loans Canceled</u>	<u>Balance December 31, 1997</u>
Water Pollution Control Revolving Fund				
Direct loans	\$ 8,387,797	\$ 1,795,060	\$ 530,283	\$ 9,652,574
Leveraged loans	145,058,870	33,605,693	5,352,324	173,312,239
Water Operations Fund				
Small Water Resources Program	56,950,000	9,725,000	2,690,000	63,985,000
Drinking Water Revolving Fund				
Direct loans	4,355,434	1,445,000	176,807	5,623,627
Leveraged loans	-0-	26,466,269		26,466,269
	<u>214,752,101</u>	<u>\$ 73,037,022</u>	<u>\$ 8,749,414</u>	<u>279,039,709</u>
Less current portion	8,645,138			10,556,797
Long-term portion	<u>\$ 206,106,963</u>			<u>\$ 268,482,912</u>

Scheduled maturities of the loans receivable are as follows:

	<u>WPCRF</u>		<u>Water Operations</u>		<u>DWRF</u>		<u>Total</u>
	<u>Principal</u>	<u>Interest</u>	<u>Principal</u>	<u>Interest</u>	<u>Principal</u>	<u>Interest</u>	
1998	\$ 7,454,573	\$ 9,698,265	\$ 2,810,000	\$ 3,725,122	\$ 292,224	\$ 1,148,204	\$ 25,128,388
1999	8,582,430	9,342,259	2,960,000	3,573,867	1,346,578	1,320,823	27,125,957
2000	8,885,415	8,901,326	3,115,000	3,409,588	1,381,366	1,275,054	26,967,749
2001	9,094,172	8,443,882	3,275,000	3,232,720	1,416,728	1,227,014	26,689,516
2002	9,760,695	7,956,850	3,440,000	3,042,639	1,401,937	1,175,034	26,777,155
There- after	<u>139,187,528</u>	<u>49,072,341</u>	<u>48,385,000</u>	<u>18,849,253</u>	<u>26,251,063</u>	<u>10,198,301</u>	<u>291,943,486</u>
	<u>\$ 182,964,813</u>	<u>\$ 93,414,923</u>	<u>\$ 63,985,000</u>	<u>\$ 35,833,189</u>	<u>\$ 32,089,896</u>	<u>\$ 16,344,430</u>	<u>\$ 424,632,251</u>

The schedule above does not include earning credits due to borrowers, which are subject to adjustment in future years, nor does it include administrative fees due from the borrowers, which are recorded as revenue when due.

The Water Pollution Control Revolving Fund direct loans receivable which had original amounts of \$11,124,334, have interest rates of 1.431% up to 5.17% and have maturity dates of 2000 to 2017. Leveraged loans receivable which had original amounts of \$193,477,039, have interest rates of 3.77% to 5.2% and have scheduled final maturity dates of 2009 to 2017.

Water Operations Fund - Small Water Resources Program loans receivable which had original amounts of \$76,980,000, have interest rates of 2.7% to 7.10% and have scheduled final maturity dates of October 2000 to October 2017.

The Drinking Water Revolving Fund direct loans receivable have original amounts of \$5,903,692, have interest rates of 4.5% and have scheduled final maturity dates of 2001 to 2017. The Drinking Water Revolving Fund leveraged loans receivable have original amounts of \$26,466,269, have interest rates of 4.12% to 4.15% and have scheduled final maturity dates of 2017 to 2018.

NOTE 5) BONDS PAYABLE

The following is an analysis of changes in bonds payable for the year ended December 31, 1997:

	<u>Balance December 31, 1996</u>	<u>New Issues</u>	<u>Retirements</u>	<u>Balance December 31, 1997</u>
Water Operations - Small Water Resources Program				
1990 Series A	\$ 3,170,000	\$	\$ 455,000	\$ 2,715,000
1991 Series A	3,390,000		140,000	3,250,000
1992 Series A	11,620,000		425,000	11,195,000
1992 Series B	13,165,000		610,000	12,555,000
1993 Series A	6,385,000		80,000	6,305,000
1994 Series A	5,440,000		210,000	5,230,000
1994 Series B	7,040,000		235,000	6,805,000
1996 Series A/B	7,275,000		285,000	6,990,000
1997 Series A		9,725,000		9,725,000
	<u>57,485,000</u>	<u>9,725,000</u>	<u>2,440,000</u>	<u>64,770,000</u>
Water Pollution Control Revolving Fund - State Match Revenue Bonds				
1989 Series A	585,000		45,000	540,000
1990 Series A	390,000		30,000	360,000
1991 Series A	2,170,000		220,000	1,950,000
1991 Series B	1,680,000		185,000	1,495,000
	<u>4,825,000</u>	<u>-0-</u>	<u>480,000</u>	<u>4,345,000</u>

	<u>Balance December 31, 1996</u>	<u>New Issues</u>	<u>Retirements</u>	<u>Balance December 31, 1997</u>
Water Pollution Control Revolving Fund - Clean Water Revenue Bonds				
1989 Series A	1,755,000		240,000	1,515,000
1990 Series A	1,120,000		165,000	955,000
1991 Series A	7,725,000		875,000	6,850,000
1991 Series B	6,520,000		720,000	5,800,000
1992 Series A	13,545,000		600,000	12,945,000
1992 Series B	23,635,000		1,065,000	22,570,000
1994 Series A	21,800,000		570,000	21,230,000
1995 Series A	24,200,000		760,000	23,440,000
1996 Series A	6,710,000			6,710,000
1997 Series A		<u>31,605,000</u>		<u>31,605,000</u>
	<u>107,010,000</u>	<u>31,605,000</u>	<u>4,995,000</u>	<u>133,620,000</u>
Water Pollution Control Revolving Fund - Waste- water Revolving Fund Refunding Revenue Bonds				
1996 Series A	<u>28,950,000</u>	<u>-0-</u>	<u>100,000</u>	<u>28,850,000</u>
Drinking Water Revolving Fund - Revenue Bonds				
1997 Series A	<u>-0-</u>	<u>24,095,000</u>	<u>-0-</u>	<u>24,095,000</u>
Total long-term debt	198,270,000	<u>\$65,425,000</u>	<u>\$ 8,015,000</u>	255,680,000
Less unamortized original issue discount	(445,174)			(400,192)
Plus unamortized original issue premium	1,800,179			1,678,893
Less deferred cost on refunding	(3,701,846)			(3,428,983)
Less current portion	<u>(7,818,441)</u>			<u>(9,900,431)</u>
	<u>\$ 188,104,718</u>			<u>\$ 243,629,287</u>

All of the Authority Small Water Resources Program bonds and the Series 1989A and Series 1990A Clean Water Revenue Bonds and Series 1989A and Series 1990A State Match Revenue Bonds are insured as to payment of principal and interest by Financial Guaranty Insurance Company. The Clean Water Revenue Bonds, Series 1992A are insured as to payment of principal and interest by Financial Security Assurance, Inc. The Wastewater Revolving Fund Refunding Revenue Bonds, Series 1996A are insured as to payment of principal and interest by AMBAC Indemnity Corporation.

The outstanding bonds had original principal amounts of \$83,565,000 for Small Water Resources Program, \$179,730,000 of Clean Water Revenue Bonds, \$7,040,000 of State Match Revenue Bonds, \$28,950,000 of Wastewater Revolving Fund Refunding Revenue Bonds and \$24,095,000 for Drinking Water Revolving Fund Bonds, for a total of \$323,380,000. The bonds are payable semiannually with interest rates ranging from 2.7% to 7.4% and serial and term principal maturities, including mandatory call provisions, through the year 2018. All of the bonds, except the Small Water Resources Series 1996B and the Wastewater Revolving Fund Refunding Revenue Bonds Series 1996A, have optional initial call provisions through 2008, generally eight years from the issue date with maximum call premiums of 2% and decreasing to no premium.

The Authority's debt service requirements to maturity, excluding unamortized original issue discount and deferred cost on refunding, are as follows:

	<u>WPCRF</u>		<u>Water Operations</u>		<u>DWRF</u>		<u>Total</u>
	<u>Principal</u>	<u>Interest</u>	<u>Principal</u>	<u>Interest</u>	<u>Principal</u>	<u>Interest</u>	
1998	\$ 7,195,000	\$ 9,523,780	\$ 2,895,000	\$ 3,725,122	\$ 40,000	\$ 1,108,778	\$ 24,487,680
1999	8,210,000	9,143,850	3,050,000	3,573,867	970,000	2,134,420	27,082,137
2000	8,450,000	8,702,975	3,205,000	3,409,588	990,000	2,115,620	26,873,183
2001	8,710,000	8,241,003	3,370,000	3,232,720	1,010,000	2,094,535	26,658,258
2002	9,290,000	7,764,137	3,540,000	3,042,639	1,030,000	2,071,610	26,738,386
There-							
after	<u>124,960,000</u>	<u>50,346,164</u>	<u>48,710,000</u>	<u>18,849,253</u>	<u>20,055,000</u>	<u>29,222,990</u>	<u>292,143,407</u>
	<u>\$ 166,815,000</u>	<u>\$ 93,721,909</u>	<u>\$ 64,770,000</u>	<u>\$ 35,833,189</u>	<u>\$ 24,095,000</u>	<u>\$ 38,747,953</u>	<u>\$ 423,983,051</u>

Total interest paid during 1997 amounted to \$12,334,902.

Refunded

Various bonds previously issued by the Authority have been defeased. The detail of the Authority's total defeased bonds outstanding at December 31, 1997, is as follows:

1986 Water and Power Revenue Bonds (Stagecoach)	\$ 6,405,000
1990A Small Water Resources Revenue Bonds	6,030,000
1992A Small Water Resources Revenue Bonds	770,000
1994B Small Water Resources Revenue Bonds	1,990,000
1989A Clean Water Revenue Bonds	4,130,000
1990A Clean Water Revenue Bonds	2,060,000
1991A Clean Water Revenue Bonds	11,985,000
1991B Clean Water Revenue Bonds	<u>9,660,000</u>
	<u>\$ 43,030,000</u>

The bond resolutions authorizing the various bond issues contain general provisions and provisions related to accounting and financial operations of the Authority. Management of the Authority believes they are in substantial compliance with these provisions.

All Small Water Resources loan repayments which were due in 1997 were received as scheduled. The Small Water Resources Projects Fund received revenue from loan repayments which were due from November 1, 1996, to October 1, 1997, of \$5,998,637. Small Water Resources bond payments totaling \$5,998,637 were made on May 1, 1997, and November 1, 1997.

The Authority has provided a Debt Service Bond Reserve Fund at least equal to the debt service reserve requirement under the Small Water Resources Bond Resolution. At December 31, 1997, the Small Water Resources Debt Service Reserve Fund amounted to \$8,500,000 and was fully funded. The Authority can issue up to \$150,000,000 of Small Water Resources Revenue Bonds at the current funding level for the Small Water Debt Service Reserve Fund. At December 31, 1997, the Authority had \$64,770,000 of outstanding Small Water Resources Revenue Bonds.

NOTE 6) CHANGES IN FUND EQUITY

The following is an analysis of the changes in fund equity for the year ended December 31, 1997:

	<u>Contributed Capital</u>		
	<u>Federal Government</u>	<u>Retained Earnings</u>	<u>Total Fund Equity</u>
Balance - December 31, 1996	\$ 68,013,519	\$ 47,869,060	\$ 115,882,579
Net income		8,727,362	8,727,362
EPA capitalization grants	<u>5,967,617</u>		<u>5,967,617</u>
Balance - December 31, 1997	<u>\$ 73,981,136</u>	<u>\$ 56,596,422</u>	<u>\$ 130,577,558</u>

The following table details the 1997 EPA capitalization grants and matching requirements recognized by project:

	<u>Federal Grants Recognized in 1997</u>	<u>Matching Requirement for 1997</u>
<u>Water Pollution Control Revolving Fund Projects:</u>		
Administration	\$ 267,990	\$ 53,598
1992A - Eagle River Water and Sanitation District	114,768	22,954
1992B - City of Longmont	25,340	5,068
1994DL - St. Mary's Glacier Water and Sanitation District	11,375	2,275
1995DL - Town of Log Lane Village	48,367	9,673
1995A - City of Fort Morgan	3,010	602
1995A - City of Steamboat Springs	594	119
1995A - Eagle River Water and Sanitation District	215,424	43,085
1995A - Winter Park Water and Sanitation District	421,378	84,276
1996DL - Town of Ordway	122,943	24,589
1996DL - Town of Lyons	421,925	84,385
1996A - Town of Crested Butte	505,717	101,143
1996A - Mt. Crested Butte Water and Sanitation District	222,747	44,549
1996A - Fountain Sanitation District	490,017	98,003
1996A - City of Idaho Springs	27,310	5,462
1997DL - Town of Vona	64,095	12,819
1997DL - Town of Manzanola	14,753	2,951
1997DL - Pagosa Springs Sanitation District	477,768	95,554
1997A - Breckenridge Sanitation District	145,352	29,070
1997A - Town of Carbondale	105,339	21,068
1997A - Town of Eagle	719,978	143,996
1997A - Parker Water and Sanitation District	238,506	47,701
1997A - City of Sterling	223,220	44,644
1997A - City of Westminster	1,330	266
	<u>4,889,246</u>	<u>977,850</u>

Drinking Water Revolving Fund Projects:

Administration	84,412	16,882
1997DL - Town of Grand Lake	113,883	22,777
1997A - Arapahoe Estates Water District	340,748	68,150
1997A - City of Englewood	539,328	107,866
	<u>1,078,371</u>	<u>215,675</u>
	<u>\$ 5,967,617</u>	<u>\$ 1,193,525</u>

NOTE 7) PUBLIC EMPLOYEES' RETIREMENT ASSOCIATION OF COLORADO

The Authority participates in the State Division Trust Fund, a cost-sharing multiple-employer defined benefit pension plan administered by the Public Employees' Retirement Association of Colorado (PERA). The Trust provides retirement and disability and death benefits for its members or their beneficiaries. All employees and board members are members of the Trust. Colorado State Statutes have assigned the Colorado Legislature the authority to establish benefit provisions of the trust. PERA issues a publicly available annual financial report that includes financial statements and required supplementary information for the Trust. A copy of PERA's annual report may be obtained by calling PERA'S Infoline at 1-800-759-PERA.

The financial statements of the Trust are prepared using the accrual basis of accounting. Plan member contributions are recognized in the period in which the contributions are due. Benefits and refunds are recognized when due and payable in accordance with the terms of the plan. Trust investments are presented at fair value except for short-term investments which are recorded at cost, which approximates market.

Plan members and the Authority are required to contribute at rates set by Colorado Statutes. The contribution rate for members is 8% and for the Authority is 11.5% of covered salary. The Authority's contributions to the Trust for the years ending December 31, 1997, 1996 and 1995 were \$47,174, \$41,684 and \$34,910, respectively, which was equal to the Authority's required contributions for each year.

Additionally, Trust members of the Authority may voluntarily contribute to the Voluntary Investment Program (VIP), an Internal Revenue Code Section 401(K) defined contribution plan administered by PERA. VIP participation is voluntary and contributions are separate from others made to PERA. State statutes have assigned the State Legislature the authority to establish VIP plan provisions.

The VIP is funded by voluntary member contributions of up to 18% of their covered salary. No employer contributions are required. Eight employees of the Authority participated in the VIP Plan and made contributions amounting to \$32,908 during the year ended December 31, 1997.

NOTE 8) COMMITMENTS AND CONTINGENCIES

Operating Leases

The Authority leases office facilities under an operating lease which expires on December 31, 2000. Total rental expense for the year ended December 31, 1997, was \$73,312. The future minimum annual rental commitments under this lease are \$82,380 for 1998, and \$85,729 annually for 1999 and 2000.

NOTE 9) TAX, SPENDING AND DEBT LIMITATIONS

In November 1992, the voters of Colorado approved Amendment 1, referred to as the Taxpayer's Bill of Rights (TABOR), which added a new Section 20 to Article X of the Colorado Constitution. TABOR contains tax, spending, revenue and debt limitations which apply to the State of Colorado and all local governments.

Enterprises, defined as government-owned businesses authorized to issue revenue bonds and receiving less than 10% of annual revenue in grants from all state and local governments combined, are excluded from the provisions of TABOR. The Authority's management believes that its operations qualify for this exclusion.

The Authority's management believes it is in compliance with the provisions of TABOR. However, TABOR is complex and subject to interpretation. Many of the provisions, including the qualification as an Enterprise, may require judicial interpretation.

NOTE 10) RISK MANAGEMENT

The Authority is exposed to various risks of loss related to torts; thefts of, damage to, or destruction of assets; errors or omissions; injuries to employees; or acts of God. The Authority maintains commercial insurance for most all risks of loss. Settled claims have not exceeded this commercial coverage in any of the past three fiscal years.

NOTE 11) SUBSEQUENT EVENT

Refunding

On January 7, 1998, the Authority advance refunded and defeased (debt legally satisfied) portions of the following issues

1991A Small Water Resources Revenue Bonds	\$ 2,575,000
1992A Small Water Resources Revenue Bonds	8,595,000
	<u>\$ 11,170,000</u>

with the issuance of \$12,500,000 Small Water Resources Revenue Bonds 1997 Series B dated January 1, 1998, with an average interest rate of 4.9%. After the closing on January 7, 1998, the defeased bonds are not considered a liability of the Authority since sufficient funds (\$12,155,325) were deposited with a trustee and invested in U.S. government securities for the purpose of paying the principal and interest of the defeased bonds when due.

The Authority reduced its aggregate debt service payments by approximately \$940,000 over the next 15 years and obtained an economic gain (difference between the present values of the old and new debt service payments) of approximately \$656,000.

SUPPLEMENTAL INFORMATION

ENTERPRISE FUNDS

COLORADO WATER RESOURCES AND POWER DEVELOPMENT AUTHORITY

ENTERPRISE FUNDS

COMBINING BALANCE SHEET

DECEMBER 31, 1997

(with comparative totals as of December 31, 1996)

<u>ASSETS</u>	<u>Water Pollution Control Revolving Fund</u>	<u>Water Operations Fund</u>	<u>Drinking Water Revolving Fund</u>
Cash and cash equivalents	\$ 18,239,429	\$ 10,064,525	\$ 1,981,354
State of Colorado pooled investments		17,969,768	4,626,055
Total cash and cash equivalents	18,239,429	28,034,293	6,607,409
Investments - Trust accounts	58,063,130		879,742
Total cash, cash equivalents and investments	76,302,559	28,034,293	7,487,151
Current portion of loans receivable	7,454,573	2,810,000	292,224
Loans receivable	175,510,240	61,175,000	31,797,672
Accounts receivable - Borrowers	2,710,899		330,662
Due from other funds	776,104	188,447	249,765
Interest receivable on investments	1,533,483	135,875	78,094
Capitalization grant receivable			84,412
Advance receivable		7,168,144	
Furniture and fixtures - Net		141,423	
Other assets		7,584	
Total Assets	<u>\$ 264,287,858</u>	<u>\$ 99,660,766</u>	<u>\$ 40,319,980</u>
<u>LIABILITIES AND EQUITY</u>			
LIABILITIES			
Current portion of bonds payable	\$ 7,053,929	\$ 2,806,502	\$ 40,000
Long-term bonds payable	158,406,627	61,167,660	24,055,000
Accrued interest payable	3,174,593	620,854	292,925
Accounts payable - Other	160,106	3,280	77,546
Accounts payable - Borrowers	3,876,732	7,399	
Deferred revenue	375,187	413,706	
Project costs payable	1,131,701		1,498,478
Due to other funds	51,692		136,755
Advances payable	7,168,144		
Other liabilities	1,032,011	89,898	50,321
Total Liabilities	<u>182,430,722</u>	<u>65,109,299</u>	<u>26,151,025</u>
EQUITY			
Contributions from Federal Government	72,902,765		1,078,371
Retained earnings	8,954,371	34,551,467	13,090,584
Total Equity	<u>81,857,136</u>	<u>34,551,467</u>	<u>14,168,955</u>
Total Liabilities and Equity	<u>\$ 264,287,858</u>	<u>\$ 99,660,766</u>	<u>\$ 40,319,980</u>

Totals	
<u>1997</u>	<u>1996</u>
\$ 30,285,308	\$ 25,937,577
<u>22,595,823</u>	<u>21,103,295</u>
52,881,131	47,040,872
<u>58,942,872</u>	<u>56,685,553</u>
111,824,003	103,726,425
10,556,797	8,645,138
268,482,912	206,106,963
3,041,561	2,361,778
1,214,316	500,959
1,747,452	1,563,763
84,412	182,869
7,168,144	5,862,357
141,423	58,780
7,584	11,113
<u>\$ 404,268,604</u>	<u>\$ 329,020,145</u>
\$ 9,900,431	\$ 7,818,441
243,629,287	188,104,718
4,088,372	3,543,541
240,932	154,170
3,884,131	3,614,354
788,893	795,719
2,630,179	2,389,179
188,447	92,028
7,168,144	5,862,357
<u>1,172,230</u>	<u>763,059</u>
<u>273,691,046</u>	<u>213,137,566</u>
73,981,136	68,013,519
<u>56,596,422</u>	<u>47,869,060</u>
<u>130,577,558</u>	<u>115,882,579</u>
<u>\$ 404,268,604</u>	<u>\$ 329,020,145</u>

COLORADO WATER RESOURCES AND POWER DEVELOPMENT AUTHORITY

ENTERPRISE FUNDS

**COMBINING STATEMENT OF REVENUE, EXPENSES AND
CHANGES IN RETAINED EARNINGS**

YEAR ENDED DECEMBER 31, 1997

(with comparative totals for the year ended December 31, 1996)

	<u>Water Pollution Control Revolving Fund</u>	<u>Water Operations Fund</u>	<u>Drinking Water Revolving Fund</u>
INTEREST REVENUE			
Cash and investments	\$ 800,050	\$ 1,677,885	\$ 607,804
Interim loans		3,722	
Loans receivable	<u>9,410,850</u>	<u>3,679,684</u>	<u>481,736</u>
Total Interest Revenue	10,210,900	5,361,291	1,089,540
INTEREST EXPENSE - BONDS	<u>9,244,826</u>	<u>3,679,684</u>	<u>224,912</u>
Net Interest Revenue	<u>966,074</u>	<u>1,681,607</u>	<u>864,628</u>
OTHER REVENUE			
Surcharge from borrowers	781,693		
State funds			1,900,000
Administrative fee	1,481,355		91,233
Other	<u>10,210</u>	<u>3,197</u>	<u>8,651</u>
Total Other Revenue	<u>2,273,258</u>	<u>3,197</u>	<u>1,999,884</u>
Net Revenue	<u>3,239,332</u>	<u>1,684,804</u>	<u>2,864,512</u>
OTHER EXPENSE			
Grant administration	916,953		285,542
Project expenses		137,451	
General and administrative		419,993	
Other	<u>51,036</u>	<u>193</u>	
Total Other Expenses	<u>967,989</u>	<u>557,637</u>	<u>285,542</u>
NET INCOME BEFORE OPERATING TRANSFERS	2,271,343	1,127,167	2,578,970
Operating transfers in			<u>2,749,882</u>
NET INCOME	2,271,343	1,127,167	5,328,852
RETAINED EARNINGS - BEGINNING OF YEAR	<u>6,683,028</u>	<u>33,424,300</u>	<u>7,761,732</u>
RETAINED EARNINGS - END OF YEAR	<u>\$ 8,954,371</u>	<u>\$ 34,551,467</u>	<u>\$ 13,090,584</u>

Totals	
<u>1997</u>	<u>1996</u>
\$ 3,085,739	\$ 2,123,399
3,722	63,743
<u>13,572,270</u>	<u>11,920,343</u>
16,661,731	14,107,485
<u>13,149,422</u>	<u>12,014,646</u>
<u>3,512,309</u>	<u>2,092,839</u>
781,693	808,608
1,900,000	1,615,140
1,572,588	1,261,486
22,058	14,472
<u>4,276,339</u>	<u>3,699,706</u>
<u>7,788,648</u>	<u>5,792,545</u>
1,202,495	1,010,151
137,451	123,334
419,993	360,538
51,229	79,265
<u>1,811,168</u>	<u>1,573,288</u>
5,977,480	4,219,257
<u>2,749,882</u>	<u>2,821,399</u>
8,727,362	7,040,656
<u>47,869,060</u>	<u>40,828,404</u>
<u>\$ 56,596,422</u>	<u>\$ 47,869,060</u>

COLORADO WATER RESOURCES AND POWER DEVELOPMENT AUTHORITY

ENTERPRISE FUNDS

COMBINING STATEMENT OF CASH FLOWS

YEAR ENDED DECEMBER 31, 1997

(with comparative totals for the year ended December 31, 1996)

	<u>Water Pollution Control Revolving Fund</u>	<u>Water Operations Fund</u>	<u>Drinking Water Revolving Fund</u>
CASH FLOWS FROM OPERATING ACTIVITIES			
Net income before operating transfers in	\$ 2,271,343	\$ 1,127,167	\$ 2,578,970
Adjustments to reconcile operating income to net cash provided by operating activities:			
Depreciation		29,816	
Amortization	155,968		
Changes in assets and liabilities related to operations:			
(Increase) decrease in due from other funds	(367,173)	(96,419)	(249,765)
(Increase) in accounts receivable - Borrowers	(349,121)		(330,662)
(Increase) decrease in interest receivable - Investments	(128,744)	13,069	(68,014)
Decrease in interest receivable - Loans			
Decrease in other assets		3,529	
Increase (decrease) in accounts payable	(165,971)	1,756	77,546
Increase (decrease) in due to other funds	(15,323)		111,742
Increase in accounts payable - Borrowers	266,434	2,579	
Increase (decrease) in deferred revenue	(42,291)	35,466	
Increase in interest payable	189,246	146,184	292,925
Increase in other liabilities	461,247	71,798	50,321
Total adjustments	<u>4,272</u>	<u>207,778</u>	<u>(115,907)</u>
Net cash provided by operating activities	<u>2,275,615</u>	<u>1,334,945</u>	<u>2,463,063</u>

<u>Totals</u>	
<u>1997</u>	<u>1996</u>
\$ 5,977,480	\$ 4,219,257
29,816	17,836
155,968	80,188
(713,357)	881,742
(679,783)	(180,421)
(183,689)	(125,584)
3,529	39,978
(86,669)	9,631
(454)	
96,419	(5,113)
269,013	284,446
(6,825)	(231,828)
628,355	537,406
<u>583,366</u>	<u>223,933</u>
<u>96,143</u>	<u>1,531,760</u>
<u>6,073,623</u>	<u>5,751,017</u>

(Continued)

COLORADO WATER RESOURCES AND POWER DEVELOPMENT AUTHORITY

ENTERPRISE FUNDS

COMBINING STATEMENT OF CASH FLOWS

YEAR ENDED DECEMBER 31, 1997

(with comparative totals for the year ended December 31, 1996)

(Continued)

	<u>Water Pollution Control Revolving Fund</u>	<u>Water Operations Fund</u>	<u>Drinking Water Revolving Fund</u>
CASH FLOWS FROM NONCAPITAL FINANCING ACTIVITIES			
Operating transfer in			<u>2,749,882</u>
Net cash provided by noncapital financing activities			<u>2,749,882</u>
CASH FLOWS FROM CAPITAL AND RELATED FINANCING ACTIVITIES			
Principal repayments of loans receivable	5,788,917	2,690,000	176,807
Principal paid on bonds	(5,575,000)	(2,440,000)	
Acquisition of furniture and fixtures		(112,458)	
Payment from other fund - Advance	2,197,287	891,500	
Bond proceeds	31,605,000	9,725,000	24,095,000
Payment to refunded escrow agent			
Bond issuance costs			
Loans made/Project costs paid	(34,999,165)	(9,725,000)	(27,978,168)
Capitalization grants received	5,072,115		993,960
Payment to other fund - Advance	(891,500)	(2,197,287)	
Net cash provided (required) by capital and related financing activities	<u>3,197,654</u>	<u>(1,168,245)</u>	<u>(2,712,401)</u>
CASH FLOWS FROM INVESTING ACTIVITIES			
Net (increase) in investments	<u>(1,420,512)</u>		<u>(879,742)</u>
Net cash (required) by investing activities	<u>(1,420,512)</u>		<u>(879,742)</u>
NET INCREASE IN CASH AND CASH EQUIVALENTS	4,052,757	166,700	1,620,802
CASH AND CASH EQUIVALENTS - BEGINNING OF YEAR	<u>14,186,672</u>	<u>27,867,593</u>	<u>4,986,607</u>
CASH AND CASH EQUIVALENTS - END OF YEAR	<u>\$ 18,239,429</u>	<u>\$ 28,034,293</u>	<u>\$ 6,607,409</u>

<u>Totals</u>	
<u>1997</u>	<u>1996</u>
<u>2,749,882</u>	<u>2,821,399</u>
<u>2,749,882</u>	<u>2,821,399</u>
8,655,724	8,226,858
(8,015,000)	(8,015,000)
(112,458)	(12,862)
3,088,787	1,724,710
65,425,000	44,885,179
	(30,176,467)
	(406,066)
(72,702,333)	(20,188,698)
6,066,075	10,106,890
<u>(3,088,787)</u>	<u>(1,724,710)</u>
<u>(682,992)</u>	<u>4,419,834</u>
<u>(2,300,254)</u>	<u>(4,950,103)</u>
<u>(2,300,254)</u>	<u>(4,950,103)</u>
5,840,259	8,042,147
<u>47,040,872</u>	<u>38,998,725</u>
<u>\$ 52,881,131</u>	<u>\$ 47,040,872</u>

COLORADO WATER RESOURCES AND POWER DEVELOPMENT AUTHORITY

**REGULATORY BASIS
COMBINING SCHEDULE OF BALANCE SHEET -
WATER POLLUTION CONTROL REVOLVING FUND**

DECEMBER 31, 1997

(with comparative totals as of December 31, 1996)

<u>ASSETS</u>	<u>State Revolving Fund</u>	<u>Non-State Revolving Fund</u>	<u>Elimination</u>	<u>Water Pollution Control Revolving Fund</u>	
				<u>1997</u>	<u>1996</u>
Cash and cash equivalents	\$ 15,411,916	\$ 3,269,727	\$	\$ 18,681,643	\$ 14,814,560
Investments	93,930,075			93,930,075	70,245,087
Total cash, cash equivalents and investments	109,341,991	3,269,727		112,611,718	85,059,647
Current portion of loans receivable	7,454,573			7,454,573	5,759,868
Loans receivable	175,510,240			175,510,240	147,686,799
Accounts receivable - Borrowers	1,634,550	1,076,349		2,710,899	2,361,778
Due from another fund		9,363		9,363	
Interest receivable on investments	2,034,188	213,054		2,247,242	1,789,321
Capitalization grant receivable					182,869
Total Assets	<u>\$295,975,542</u>	<u>\$ 4,568,493</u>	<u>\$ -0-</u>	<u>\$300,544,035</u>	<u>\$242,840,282</u>
LIABILITIES AND EQUITY					
LIABILITIES					
Current portion of bonds payable	\$ 7,053,929	\$	\$	\$ 7,053,929	\$ 5,461,965
Long-term bonds payable	158,406,627			158,406,627	133,855,557
Accrued interest payable	3,174,593			3,174,593	2,985,347
Accounts payable - Other		160,106		160,106	152,646
Accounts payable - Borrowers	3,875,969	763		3,876,732	3,609,534
Deferred revenue	375,187			375,187	417,479
Project costs payable	37,378,515			37,378,515	14,986,876
Due to other funds	9,363	51,692		61,055	67,015
Advance payable		7,168,144		7,168,144	5,862,357
Other liabilities		1,032,011		1,032,011	744,959
Total Liabilities	<u>210,274,183</u>	<u>8,412,716</u>		<u>218,686,899</u>	<u>168,143,735</u>
EQUITY					
Contributions from Federal Government	69,149,628	3,753,137		72,902,765	68,013,519
Retained earnings	16,551,731	(7,597,360)		8,954,371	6,683,028
Total Equity	<u>85,701,359</u>	<u>(3,844,223)</u>		<u>81,857,136</u>	<u>74,696,547</u>
Total Liabilities and Equity	<u>\$295,975,542</u>	<u>\$ 4,568,493</u>	<u>\$ -0-</u>	<u>\$300,544,035</u>	<u>\$242,840,282</u>

This schedule is prepared on a regulatory basis as required by the Environmental Protection Agency for the Water Pollution Control Revolving Fund. This presentation includes both Enterprise Fund and Agency Fund operations. Therefore, differences between this presentation and the combining statement do exist.

COLORADO WATER RESOURCES AND POWER DEVELOPMENT AUTHORITY

REGULATORY BASIS

**COMBINING SCHEDULE OF REVENUE, EXPENSES AND
CHANGES IN RETAINED EARNINGS**

WATER POLLUTION CONTROL REVOLVING FUND

YEAR ENDED DECEMBER 31, 1997

(with comparative totals for the year ended December 31, 1996)

	<u>State Revolving Fund</u>	<u>Non-State Revolving Fund</u>	<u>Elimination</u>	<u>Water Pollution Control Revolving Fund</u>	
				<u>1997</u>	<u>1996</u>
INTEREST REVENUE					
Cash and investments	\$ 423,147	\$ 376,903	\$	\$ 800,050	\$ 278,502
Loans receivable	<u>9,410,850</u>			<u>9,410,850</u>	<u>8,372,609</u>
Total Interest Revenue	9,833,997	376,903		10,210,900	8,651,111
INTEREST EXPENSE - BONDS	<u>9,244,826</u>			<u>9,244,826</u>	<u>8,534,593</u>
Net Interest Revenue/ (Expense)	<u>589,171</u>	<u>376,903</u>		<u>966,074</u>	<u>116,518</u>
OTHER REVENUE					
Surcharge from borrowers	781,693			781,693	808,608
Administrative fee		1,481,355		1,481,355	1,211,368
Other		<u>10,210</u>		<u>10,210</u>	<u>9,387</u>
Total Other Revenue	<u>781,693</u>	<u>1,491,565</u>		<u>2,273,258</u>	<u>2,029,363</u>
Net Revenue	<u>1,370,864</u>	<u>1,868,468</u>		<u>3,239,332</u>	<u>2,145,881</u>
OTHER EXPENSE					
Grant administration		916,953		916,953	1,010,151
Other	<u>49,985</u>	<u>1,051</u>		<u>51,036</u>	<u>78,870</u>
Total Other Expense	<u>49,985</u>	<u>918,004</u>		<u>967,989</u>	<u>1,089,021</u>
TRANSFERS	<u>2,197,287</u>	<u>(2,197,287)</u>			
NET INCOME	3,518,166	(1,246,823)		2,271,343	1,056,860
RETAINED EARNINGS - BEGINNING OF YEAR	<u>13,033,565</u>	<u>(6,350,537)</u>		<u>6,683,028</u>	<u>5,626,168</u>
RETAINED EARNINGS - END OF YEAR	<u>\$ 16,551,731</u>	<u>\$ (7,597,360)</u>	<u>\$ -0-</u>	<u>\$ 8,954,371</u>	<u>\$ 6,683,028</u>

This schedule is prepared on a regulatory basis as required by the Environmental Protection Agency for the Water Pollution Control Revolving Fund. This presentation includes both Enterprise Fund and Agency Fund operations. Therefore, differences between this presentation and the combining statement do exist.

COLORADO WATER RESOURCES AND POWER DEVELOPMENT AUTHORITY

**REGULATORY BASIS
COMBINING SCHEDULE OF BALANCE SHEET -
DRINKING WATER REVOLVING FUND**

DECEMBER 31, 1997

<u>ASSETS</u>	<u>State Revolving Fund</u>	<u>Non-State Revolving Fund</u>	<u>Elimination</u>	<u>Total</u>
Cash and cash equivalents	\$ 133,149	\$ 6,474,260	\$	\$ 6,607,409
Investments	<u>24,587,820</u>	<u> </u>	<u> </u>	<u>24,587,820</u>
Total cash, cash equivalents and investments	24,720,969	6,474,260		31,195,229
Current portion of loans receivable	56,018	236,206		292,224
Loans receivable	26,905,250	4,892,422		31,797,672
Accounts receivable - Borrowers	312,738	17,924		330,662
Interest receivable on investments	249,858	77,666		327,524
Capitalization grant receivable		<u>84,412</u>		<u>84,412</u>
Total Assets	<u>\$ 52,244,833</u>	<u>\$ 11,782,890</u>	<u>\$ -0-</u>	<u>\$ 64,027,723</u>
LIABILITIES AND EQUITY				
LIABILITIES				
Current portion of bonds payable	\$ 40,000	\$	\$	\$ 40,000
Long-term bonds payable	24,055,000			24,055,000
Accrued interest payable	292,925			292,925
Accounts payable - Other		77,546		77,546
Project costs payable	24,060,024	1,146,197		25,206,221
Due to other funds		136,755		136,755
Other liabilities		<u>50,321</u>		<u>50,321</u>
Total Liabilities	<u>48,447,949</u>	<u>1,410,819</u>	<u> </u>	<u>49,858,768</u>
EQUITY				
Contributions from Federal Government	993,959	84,412		1,078,371
Retained earnings	<u>2,802,925</u>	<u>10,287,659</u>		<u>13,090,584</u>
Total Equity	<u>3,796,884</u>	<u>10,372,071</u>	<u> </u>	<u>14,168,955</u>
Total Liabilities and Equity	<u>\$ 52,244,833</u>	<u>\$ 11,782,890</u>	<u>\$ -0-</u>	<u>\$ 64,027,723</u>

This schedule is prepared on a regulatory basis as required by the Environmental Protection Agency for the Drinking Water Revolving Fund. This presentation includes both Enterprise Fund and Agency Fund operations. Therefore, differences between this presentation and the combining statement do exist.

COLORADO WATER RESOURCES AND POWER DEVELOPMENT AUTHORITY

REGULATORY BASIS

**COMBINING SCHEDULE OF REVENUE, EXPENSES AND
CHANGES IN RETAINED EARNINGS**

DRINKING WATER REVOLVING FUND

YEAR ENDED DECEMBER 31, 1997

	<u>State Revolving Fund</u>	<u>Non-State Revolving Fund</u>	<u>Elimination</u>	<u>Total</u>
INTEREST REVENUE				
Cash and investments	\$ 249,859	\$ 357,945	\$	\$ 607,804
Loans receivable	<u>368,597</u>	<u>113,139</u>		<u>481,736</u>
Total Interest Revenue	618,456	471,084		1,089,540
INTEREST EXPENSE - BONDS	<u>224,912</u>			<u>224,912</u>
Net Interest Revenue/ (Expense)	<u>393,544</u>	<u>471,084</u>		<u>864,628</u>
OTHER REVENUE				
State of Colorado grant income		1,900,000		1,900,000
Administrative fee		91,233		91,233
Other		<u>8,651</u>		<u>8,651</u>
Total Other Revenue		<u>1,999,884</u>		<u>1,999,884</u>
Net Revenue	<u>393,544</u>	<u>2,470,968</u>		<u>2,864,512</u>
OTHER EXPENSE				
Grant administration		<u>285,542</u>		<u>285,542</u>
Total Other Expense		<u>285,542</u>		<u>285,542</u>
OPERATING TRANSFERS		<u>2,749,882</u>		<u>2,749,882</u>
TRANSFERS	<u>2,409,381</u>	<u>(2,409,381)</u>		
NET INCOME	2,802,925	2,525,927		5,328,852
RETAINED EARNINGS - BEGINNING OF YEAR	<u>-0-</u>	<u>7,761,732</u>		<u>7,761,732</u>
RETAINED EARNINGS - END OF YEAR	<u>\$ 2,802,925</u>	<u>\$ 10,287,659</u>	<u>\$ -0-</u>	<u>\$ 13,090,584</u>

This schedule is prepared on a regulatory basis as required by the Environmental Protection Agency for the Drinking Water Revolving Fund. This presentation includes both Enterprise Fund and Agency Fund operations. Therefore, differences between this presentation and the combining statement do exist.

COLORADO WATER RESOURCES AND POWER DEVELOPMENT AUTHORITY
SCHEDULE OF REVENUE, EXPENDITURES AND CHANGES IN FUNDS AVAILABLE

ACTUAL (NONGAAP BUDGETARY BASIS) AND BUDGET

WATER POLLUTION CONTROL REVOLVING FUND

YEAR ENDED DECEMBER 31, 1997

	<u>Actual</u>	<u>Budget</u>	Variance- Favorable (Unfavorable)
REVENUE			
Investment interest income	\$ 800,050	\$ 400,000	\$ 400,050
Administrative fee income	1,481,355	1,736,525	(255,170)
Loan interest income	9,410,850	10,500,000	(1,089,150)
State surcharge income	781,693	781,775	(82)
Capitalization grants received	4,889,246	16,500,000	(11,610,754)
Colorado state match	2,197,287	4,550,000	(2,352,713)
Loan principal repayments	5,788,917	6,460,000	(671,083)
Bond proceeds	31,605,000	50,000,000	(18,395,000)
Interim loan repayments		2,500,000	(2,500,000)
Other	10,210		10,210
Total Revenue	<u>56,964,608</u>	<u>93,428,300</u>	<u>(36,463,692)</u>
EXPENDITURES			
Grant administration	916,953	1,160,000	243,047
Authority loan repayments	891,500	900,000	8,500
Bond principal payments	5,575,000	5,950,000	375,000
Project costs paid - Direct loans	1,393,473	5,400,000	4,006,527
Loans made - Leveraged loans	33,605,692	53,337,000	19,731,308
Other	51,036	75,000	23,964
Bond interest expense	9,174,083	12,000,000	2,825,917
WPCRF interim loans		2,500,000	2,500,000
Total Expenditures	<u>51,607,737</u>	<u>81,322,000</u>	<u>29,714,263</u>
EXCESS REVENUE OVER EXPENDITURES			
	<u>\$ 5,356,871</u>	<u>\$ 12,106,300</u>	<u>\$ (6,749,429)</u>

COLORADO WATER RESOURCES AND POWER DEVELOPMENT AUTHORITY
RECONCILIATION OF NONGAAP BUDGETARY BASIS (ACTUAL) TO
COMBINING STATEMENT OF REVENUE, EXPENSES AND
CHANGES IN RETAINED EARNINGS
WATER POLLUTION CONTROL REVOLVING FUND
YEAR ENDED DECEMBER 31, 1997

REVENUE (BUDGETARY BASIS)	\$ 56,964,608
Bond proceeds	(31,605,000)
Capitalization grants received	(4,889,246)
Loan principal repayments	(5,788,917)
Colorado state match	<u>(2,197,287)</u>
Revenue (GAAP)	<u>12,484,158</u>
 EXPENDITURES (BUDGETARY BASIS)	 51,607,737
Project costs paid - Direct loans	(1,393,473)
Bond principal payments	(5,575,000)
Amortization	70,743
Authority loan repayments	(891,500)
Loans made - Leveraged loans	<u>(33,605,692)</u>
Expenses (GAAP)	<u>10,212,815</u>
 NET INCOME PER COMBINING STATEMENT OF REVENUE, EXPENSES AND CHANGES IN RETAINED EARNINGS	 <u>\$ 2,271,343</u>

COLORADO WATER RESOURCES AND POWER DEVELOPMENT AUTHORITY

SCHEDULE OF REVENUE, EXPENDITURES AND CHANGES IN FUNDS

AVAILABLE - ACTUAL (NONGAAP BUDGETARY BASIS) AND BUDGET

WATER OPERATIONS FUND

YEAR ENDED DECEMBER 31, 1997

	<u>Actual</u>	<u>Budget</u>	Variance- Favorable (Unfavorable)
REVENUE			
Investment interest income	\$ 1,677,885	\$ 1,180,000	\$ 497,885
WPCRF state match loan repayment	891,500	825,000	66,500
Interim loan repayments	330,000	9,130,000	(8,800,000)
Bond proceeds	9,725,000	27,500,000	(17,775,000)
Loan interest income	3,683,406	3,500,000	183,406
Other	3,197		3,197
Total Revenue	<u>16,310,988</u>	<u>42,135,000</u>	<u>(25,824,012)</u>
EXPENDITURES			
WPCRF state match loan	2,197,287	4,550,000	2,352,713
General/administrative	390,177	817,950	427,773
Interim loans made		9,500,000	9,500,000
Bond interest expense	3,598,851	3,500,000	(98,851)
Bond issuance costs		700,000	700,000
Loans made - SWRP	9,725,000	24,300,000	14,575,000
Project expenditures	137,644	785,000	647,356
Capital expenditures	115,861	28,000	(87,861)
Total Expenditures	<u>16,164,820</u>	<u>44,180,950</u>	<u>28,016,130</u>
EXCESS REVENUE OVER (UNDER) EXPENDITURES	<u>\$ 146,168</u>	<u>\$ (2,045,950)</u>	<u>\$ 2,192,118</u>

Loan principal repayments equal bond principal payments. These transactions do not impact funds available or generate or use funds available; therefore, they are not included as part of the above budgetary comparison.

COLORADO WATER RESOURCES AND POWER DEVELOPMENT AUTHORITY

RECONCILIATION OF NONGAAP BUDGETARY BASIS (ACTUAL) TO

COMBINING STATEMENT OF REVENUE, EXPENSES AND

CHANGES IN RETAINED EARNINGS

WATER OPERATIONS FUND

YEAR ENDED DECEMBER 31, 1997

REVENUE (BUDGETARY BASIS)	\$ 16,310,988
WPCRF state match loan repayment	(891,500)
Interim loan principal repayments	(330,000)
Bond proceeds	<u>(9,725,000)</u>
Net Revenue (GAAP)	<u>5,364,488</u>
EXPENDITURES (BUDGETARY BASIS)	16,164,820
Depreciation	29,816
Capital expenditures	(115,861)
Amortization	80,833
WPCRF state match loan	(2,197,287)
Loans made - SWRP	<u>(9,725,000)</u>
Expenses (GAAP)	<u>4,237,321</u>
NET INCOME PER COMBINING STATEMENT OF REVENUE, EXPENSES AND CHANGES IN RETAINED EARNINGS	<u>\$ 1,127,167</u>

COLORADO WATER RESOURCES AND POWER DEVELOPMENT AUTHORITY

SCHEDULE OF REVENUE, EXPENDITURES AND CHANGES IN FUNDS

AVAILABLE - ACTUAL (NONGAAP BUDGETARY BASIS) AND BUDGET

DRINKING WATER REVOLVING FUND

YEAR ENDED DECEMBER 31, 1997

	<u>Actual</u>	<u>Budget</u>	<u>Variance- Favorable (Unfavorable)</u>
REVENUE			
Investment interest income	\$ 607,804	\$ 350,179	\$ 257,625
Loan interest income	481,736	1,650,000	(1,168,264)
Loan principal repayments	176,807	600,000	(423,193)
Bond proceeds	24,095,000	50,000,000	(25,905,000)
Capital contributions - EPA	1,078,371	16,500,000	(15,421,629)
State grant income	1,900,000	1,700,000	200,000
Administrative fee income	91,233	375,000	(283,767)
Transfer in	2,749,882	2,775,214	(25,332)
Other	<u>8,651</u>		<u>8,651</u>
Total Revenue	<u>31,189,484</u>	<u>73,950,393</u>	<u>(42,760,909)</u>
EXPENDITURES			
Administrative expenses	285,542	342,000	56,458
Project costs paid - Direct loans	1,511,898	4,170,000	2,658,102
Loans made - Leveaged	26,466,269	53,333,333	26,867,064
Bond principal payments made		250,000	250,000
Bond interest expense	224,912	1,925,000	1,700,088
EPA capitalization grant set asides		<u>2,500,000</u>	<u>2,500,000</u>
Total Expenditures	<u>28,488,621</u>	<u>62,520,333</u>	<u>34,031,712</u>
EXCESS REVENUE OVER EXPENDITURES	<u>\$ 2,700,863</u>	<u>\$ 11,430,060</u>	<u>\$ (8,729,197)</u>

COLORADO WATER RESOURCES AND POWER DEVELOPMENT AUTHORITY
RECONCILIATION OF NONGAAP BUDGETARY BASIS (ACTUAL) TO
COMBINING STATEMENT OF REVENUE, EXPENSES AND CHANGES IN
RETAINED EARNINGS
DRINKING WATER REVOLVING FUND
YEAR ENDED DECEMBER 31, 1997

REVENUE (BUDGETARY BASIS)	\$ 31,189,484
Loan principal repayments	(176,807)
Bond proceeds	(24,095,000)
Capital contributions - EPA	<u>(1,078,371)</u>
Revenue (GAAP)	<u>5,839,306</u>
 EXPENDITURES (BUDGETARY BASIS)	 28,488,621
Project costs paid - Direct loans	(1,511,898)
Loans made - Leveraged	<u>(26,466,269)</u>
Expenses (GAAP)	<u>510,454</u>
 NET INCOME PER COMBINING STATEMENT OF REVENUE, EXPENSES AND CHANGES IN RETAINED EARNINGS	 <u>\$ 5,328,852</u>

THIS PAGE LEFT BLANK INTENTIONALLY

FIDUCIARY FUNDS

COLORADO WATER RESOURCES AND POWER DEVELOPMENT AUTHORITY

FIDUCIARY FUNDS

COMBINING BALANCE SHEET

DECEMBER 31, 1997

(with comparative totals as of December 31, 1996)

<u>ASSETS</u>	<u>Trust Fund</u>	<u>Agency Funds</u>	<u>Totals</u>	
			<u>1997</u>	<u>1996</u>
ASSETS				
Cash and investments - Trust accounts	\$ -0-	\$ 72,247,436	\$ 72,247,436	\$ 22,608,006
State of Colorado pooled investments	42,400,000		42,400,000	42,400,000
Interest receivable on investments	234,823	1,075,265	1,310,088	685,164
Total Assets	<u>\$ 42,634,823</u>	<u>\$ 73,322,701</u>	<u>\$115,957,524</u>	<u>\$ 65,693,170</u>
 <u>LIABILITIES AND FUND BALANCE</u>				
LIABILITIES				
Project funds payable	\$ -0-	\$ 71,350,419	\$ 71,350,419	\$ 22,243,173
Interest due to borrowers		946,413	946,413	402,134
Due to other funds		1,025,869	1,025,869	408,931
Total Liabilities	<u>-0-</u>	<u>73,322,701</u>	<u>73,322,701</u>	<u>23,054,238</u>
 FUND BALANCE				
Reserve for Animas - La Plata	42,634,823		42,634,823	42,638,932
Total Fund Balance	<u>42,634,823</u>	<u>-0-</u>	<u>42,634,823</u>	<u>42,638,932</u>
Total Liabilities and Fund Balance	<u>\$ 42,634,823</u>	<u>\$ 73,322,701</u>	<u>\$115,957,524</u>	<u>\$ 65,693,170</u>

COLORADO WATER RESOURCES AND POWER DEVELOPMENT AUTHORITY

FIDUCIARY FUNDS

COMBINING STATEMENT OF CHANGES IN ASSETS AND LIABILITIES -

AGENCY FUNDS

YEAR ENDED DECEMBER 31, 1997

	<u>Balance January 1, 1997</u>	<u>Additions</u>	<u>Deletions</u>	<u>Balance December 31, 1997</u>
<u>WATER POLLUTION CONTROL REVOLVING ASSETS</u>				
Cash and investments - Trust accounts	\$ 14,187,422	\$ 34,588,420	\$ 12,466,683	\$ 36,309,159
Interest receivable on investments	<u>384,582</u>	<u>1,712,852</u>	<u>1,383,675</u>	<u>713,759</u>
Total Assets	<u>\$ 14,572,004</u>	<u>\$ 36,301,272</u>	<u>\$ 13,850,358</u>	<u>\$ 37,022,918</u>
<u>LIABILITIES</u>				
Project funds payable	\$ 14,163,073	\$ 33,204,725	\$ 11,120,984	\$ 36,246,814
Due to other funds	<u>408,931</u>	<u>1,712,853</u>	<u>1,345,680</u>	<u>776,104</u>
Total Liabilities	<u>\$ 14,572,004</u>	<u>\$ 34,917,578</u>	<u>\$ 12,466,664</u>	<u>\$ 37,022,918</u>
<u>WATER OPERATIONS ASSETS</u>				
Cash and investments - Trust accounts	\$ 8,420,584	\$ 9,504,081	\$ 5,694,466	\$ 12,230,199
Interest receivable on investments	<u>61,650</u>	<u>600,800</u>	<u>550,374</u>	<u>112,076</u>
Total Assets	<u>\$ 8,482,234</u>	<u>\$ 10,104,881</u>	<u>\$ 6,244,840</u>	<u>\$ 12,342,275</u>
<u>LIABILITIES</u>				
Project funds payable	\$ 8,080,100	\$ 9,504,081	\$ 6,188,319	\$ 11,395,862
Interest due to borrowers	<u>402,134</u>	<u>600,800</u>	<u>56,521</u>	<u>946,413</u>
Total Liabilities	<u>\$ 8,482,234</u>	<u>\$ 10,104,881</u>	<u>\$ 6,244,840</u>	<u>\$ 12,342,275</u>

(Continued)

COLORADO WATER RESOURCES AND POWER DEVELOPMENT AUTHORITY

FIDUCIARY FUNDS

COMBINING STATEMENT OF CHANGES IN ASSETS AND LIABILITIES -

AGENCY FUNDS

YEAR ENDED DECEMBER 31, 1997

(Continued)

	<u>Balance</u> <u>January 1,</u> <u>1997</u>	<u>Additions</u>	<u>Deletions</u>	<u>Balance</u> <u>December 31,</u> <u>1997</u>
DRINKING WATER REVOLVING ASSETS				
Cash and investments - Trust accounts	\$ -0-	\$ 26,132,835	\$ 2,424,757	\$ 23,708,078
Interest receivable on investments	-0-	249,765	335	249,430
Total Assets	<u>\$ -0-</u>	<u>\$ 26,382,600</u>	<u>\$ 2,425,092</u>	<u>\$ 23,957,508</u>
LIABILITIES				
Project funds payable	\$ -0-	\$ 26,132,500	\$ 2,424,757	\$ 23,707,743
Due to other funds	-0-	249,765		249,765
Total Liabilities	<u>\$ -0-</u>	<u>\$ 26,382,265</u>	<u>\$ 2,424,757</u>	<u>\$ 23,957,508</u>
TOTALS - ALL AGENCY FUNDS ASSETS				
Cash and investments - Trust accounts	\$ 22,608,006	\$ 70,225,336	\$ 20,585,906	\$ 72,247,436
Interest receivable on investments	446,232	2,563,417	1,934,384	1,075,265
Total Assets	<u>\$ 23,054,238</u>	<u>\$ 72,788,753</u>	<u>\$ 22,520,290</u>	<u>\$ 73,322,701</u>
LIABILITIES				
Project funds payable	\$ 22,243,173	\$ 68,841,306	\$ 19,734,060	\$ 71,350,419
Interest due to borrower	402,134	600,800	56,521	946,413
Due to other funds	408,931	1,962,618	1,345,680	1,025,869
Total Liabilities	<u>\$ 23,054,238</u>	<u>\$ 71,404,724</u>	<u>\$ 21,136,261</u>	<u>\$ 73,322,701</u>

COLORADO WATER RESOURCES AND POWER DEVELOPMENT AUTHORITY

SCHEDULE OF PROJECT COSTS PAYABLE - BY BORROWER - AGENCY FUNDS

DECEMBER 31, 1997

	<u>Project Costs Payable</u>
Water Pollution Control Revolving Fund	
1992B - City of Longmont	\$ 454,891
1995A - City of Brighton	3,339,559
1995A - City of Steamboat Springs	413,651
1995A - Eagle River Water and Sanitation District	386,907
1995A - Winter Park Water and Sanitation District	1,272,551
1996A - Mt. Crested Butte Water and Sanitation District	162,755
1996A - City of Idaho Springs	1,414,866
1997A - Breckenridge Sanitation District	7,555,850
1997A - Town of Carbondale	1,934,266
1997A - Town of Eagle	234,520
1997A - Town of Erie	1,800,000
1997A - Parker Water and Sanitation District	2,485,154
1997A - City of Sterling	1,796,844
1997A - City of Westminster	<u>12,995,000</u>
	<u>36,246,814</u>
Water Operations Fund	
1994A - Town of Berthoud	216,519
1994A - Town of Platteville	81,660
1994B - Town of Carbondale	305,001
1994B - City of Rifle	88,360
1996A - City of Canon City	1,356,292
1996A - Town of Johnstown	1,350,591
1997A - Town of Monument	1,187,431
1997A - Parker Water and Sanitation District	3,897,008
1997A - Roxborough Park Metropolitan District	<u>2,913,000</u>
	<u>11,395,862</u>
Drinking Water Revolving Fund	
1997A - Arapahoe Estates Water District	126,578
1997A - City of Englewood	13,581,165
1997A - City of Fort Collins	<u>10,000,000</u>
	<u>23,707,743</u>
Total Project Costs Payable	<u><u>\$ 71,350,419</u></u>

COLORADO WATER RESOURCES AND POWER DEVELOPMENT AUTHORITY

SCHEDULE OF LOANS RECEIVABLE - BY BORROWER

DECEMBER 31, 1997

Water Pollution Control Revolving Fund

Direct Loans (Loans were provided by EPA Capitalization Grants and Authority resources)

1989DL - Larimer County Commissioners (Mountain Range Shadows Project)	\$ 1,258,628
1990DL - Mountain Water and Sanitation District	133,650
1990DL - Town of Wellington	250,597
1991DL - Durango West Metropolitan District No. 2	398,983
1992DL - Nucla Sanitation District	136,913
1992DL - City of Ouray	651,814
1992DL - Montrose County	202,746
1994DL - City of Fort Lupton	175,541
1994DL - St. Mary's Glacier Water and Sanitation District	133,873
1994DL - Roxborough Park Metropolitan District	551,636
1995DL - Parker Water and Sanitation District	303,508
1995DL - City of Fruita	132,705
1995DL - Town of Log Lane Village	235,627
1996DL - Town of Ordway	342,471
1996DL - City of Broomfield	2,455,654
1996DL - Town of Lyons	493,168
1997DL - Town of Vona	85,000
1997DL - Town of Manzanola	80,360
1997DL - Pagosa Springs Sanitation District	640,000
1997DL - Town of Erie	500,000
1997DL - City of Holyoke	489,700
Total WPCRF Direct Loans	<u>9,652,574</u>

Leveraged Loans (Loans were provided by bond proceeds, EPA Capitalization Grants and Authority resources)

1989A - Denver Southeast Suburban Water and Sanitation District (Denver SE)	5,645,088
1990A - Town of Castle Rock	3,340,722
1991A - City of Englewood	10,874,573
1991A - City of Littleton	10,875,166
1991B - Metro Wastewater Reclamation District	17,208,136
1992A - City of Fort Lupton	3,582,274
1992A - Frisco Sanitation District	3,737,453
1992A - Eagle River Water and Sanitation District	6,360,248
1992B - City of Fort Collins	20,686,924
1992B - City of Longmont	2,794,701
1994A - City of Alamosa	2,793,472
1994A - Genesee Water and Sanitation District	1,322,212

(Continued)

COLORADO WATER RESOURCES AND POWER DEVELOPMENT AUTHORITY

SCHEDULE OF LOANS RECEIVABLE - BY BORROWER

DECEMBER 31, 1997

(Continued)

Leveraged Loans (Loans were provided by bond proceeds, EPA Capitalization Grants and Authority resources) (Continued)

1994A - City of Greeley	13,231,322
1994A - City of Greeley	120,878
1994A - Parker Water and Sanitation District	1,567,843
1994A - Town of Windsor	3,528,710
1995A - City of Brighton	5,080,484
1995A - City of Craig	1,011,215
1995A - City of Fort Morgan	8,790,597
1995A - City of Steamboat Springs	1,440,814
1995A - Eagle River Water and Sanitation District	5,624,269
1995A - Winter Park Water and Sanitation District	2,933,910
1996A - Town of Crested Butte	2,499,120
1996A - Mt. Crested Butte Water and Sanitation District	1,399,080
1996A - Fountain Sanitation District	1,716,099
1996A - City of Idaho Springs	1,541,237
1997A - Breckenridge Sanitation District	8,093,617
1997A - Town of Carbondale	2,327,490
1997A - Town of Eagle	2,345,204
1997A - Town of Erie	1,821,690
1997A - Parker Water and Sanitation District	3,271,642
1997A - City of Sterling	2,499,524
1997A - City of Westminster	13,246,525
Total WPCRF Leveraged Loans	<u>173,312,239</u>
Total Water Pollution Control Revolving Fund Loans Receivable	<u>\$ 182,964,813</u>

Water Operations Fund - Small Water Resources Projects

1990A - East Dillon Water District	\$ 425,000
1990A - Town of Estes Park	1,690,000
1990A - City of Evans	110,000
1990A - Fort Collins - Loveland Water District	2,020,000
1990A - North Weld County Water District	2,415,000
1990A - Eagle River Water and Sanitation District	1,575,000
1991A - Edwards Metropolitan District	980,000
1991A - Town of Estes Park	980,000
1991A - Town of Minturn	330,000
1991A - City of Steamboat Springs	960,000
1992A - City of Brush	760,000
1992A - City of Fort Lupton	2,540,000
1992A - Town of LaSalle	1,550,000

(Continued)

COLORADO WATER RESOURCES AND POWER DEVELOPMENT AUTHORITY

SCHEDULE OF LOANS RECEIVABLE - BY BORROWER

DECEMBER 31, 1997

(Continued)

Water Operations Fund - Small Water Resources Projects (Continued)

1992A -	City of Louisville	6,345,000
1992B -	Central Weld County Water District	1,290,000
1992B -	City of Glenwood Springs	2,260,000
1992B -	Little Thompson Water District	4,170,000
1992B -	Town of Minturn	75,000
1992B -	Mt. Werner Water and Sanitation District	3,875,000
1992B -	North Weld County Water District	885,000
1994A -	Town of Berthoud	875,000
1994A -	City of Fort Morgan	2,265,000
1994A -	Town of Gypsum	650,000
1994A -	Parker Water and Sanitation District	540,000
1994A -	Town of Platteville	900,000
1994B -	Town of Carbondale	1,795,000
1994B -	Project 7 Water Authority	3,855,000
1994B -	City of Rifle	1,155,000
1996A -	City of Canon City	4,350,000
1996A -	Town of Johnstown	1,730,000
1996B -	Morgan County Quality Water District	910,000
1997A -	Town of Monument	1,800,000
1997A -	Parker Water and Sanitation District	4,925,000
1997A -	Roxborough Park Metropolitan District	3,000,000
	Total Water Operations Fund Loans Receivable - SWRP	<u>\$ 63,985,000</u>

Drinking Water Revolving Fund

Direct Loans (Loans were provided by EPA Capitalization Grants and/or Authority resources)

1995DLS -	Idledale Water and Sanitation District	\$ 233,156
1995DLS -	Town of Fairplay #1	231,194
1995DLS -	Town of Minturn	278,511
1995DLS -	Town of Empire	307,692
1995DLS -	Town of Elizabeth	480,231
1996DLS -	Lake Creek Metropolitan District	456,877
1996DLS -	Town of Fraser	181,942
1996DLS -	Baca Grande Water and Sanitation District	430,210
1996DLS -	Town of Firestone	84,683
1996DLS -	Town of Nunn	318,897
1996DLS -	Town of Lochbuie	338,846
1996DLS -	Town of Lyons	492,183
1996DLS -	Town of Bayfield	344,205
1997DLS -	Town of Fairplay #2	200,000
1997DLS -	City of Idaho Springs	500,000
1997DLS -	Westlake Water and Sanitation District	250,000
1997DLF -	Town of Grand Lake	495,000
	Total DWRP Direct Loans	<u>5,623,627</u>

(Continued)

COLORADO WATER RESOURCES AND POWER DEVELOPMENT AUTHORITY

SCHEDULE OF LOANS RECEIVABLE - BY BORROWER

DECEMBER 31, 1997

(Continued)

**Leveraged Loans (Loans were provided by bond proceeds, EPA Capitalization
Grants and Authority resources)**

1997A -	Arapahoe Estates Water District	1,048,333
1997A -	City of Englewood	15,292,636
1997A -	City of Fort Collins	<u>10,125,300</u>
	Total DWRP Leveraged Loans	<u>26,466,269</u>
	Total Drinking Water Revolving Fund Loans Receivable	<u>\$ 32,089,896</u>
	Total Loans Receivable	<u>\$ 279,039,709</u>

COLORADO WATER RESOURCES AND POWER DEVELOPMENT AUTHORITY

SCHEDULE OF BONDS PAYABLE - BY ISSUE

DECEMBER 31, 1997

Water Operations Fund	<u>Original Issue Amount</u>	<u>Current Amount Outstanding</u>	<u>Interest Rate</u>
Small Water Resources Program Revenue Bonds			
1990 Series A (Small Water Resources)	\$ 11,845,000	\$ 2,715,000	6.0% - 7.4%
1991 Series A (Small Water Resources)	4,000,000	3,250,000	4.8% - 7.0%
1992 Series A (Small Water Resources)	14,020,000	11,195,000	3.8% - 6.7%
1992 Series B (Small Water Resources)	14,825,000	12,555,000	2.9% - 6.2%
1993 Series A (Small Water Resources)	6,585,000	6,305,000	2.7% - 5.0%
1994 Series A (Small Water Resources)	5,835,000	5,230,000	3.4% - 5.875%
1994 Series B (Small Water Resources)	9,305,000	6,805,000	4.0% - 6.375%
1996 Series A (Small Water Resources)	6,385,000	6,080,000	3.7% - 5.45%
1996 Series B (Small Water Resources)	1,040,000	910,000	5.84% - 6.37%
1997 Series A (Small Water Resources)	<u>9,725,000</u>	<u>9,725,000</u>	4.1% - 5.6%
Total Small Water Resources Revenue Bonds Payable	<u>83,565,000</u>	<u>64,770,000</u>	

Due Dates

Serial Bonds through 2005, term bonds subject to mandatory redemption 2006 - 2010. Bonds maturing on 2003 and thereafter were refunded with the 1993A issue. Upper Eagle Regional Water Authority's outstanding bonds in the amount of \$750,000 were defeased in 1995

Serial Bonds through 2006, term bonds subject to mandatory redemptions 2001-2005 and 2007-2011

Serial Bonds through 2007, term bonds subject to mandatory redemptions 2004-2005 and 2008-2012

Serial Bonds through 2006, term bonds subject to mandatory redemption 2007-2012. Avon Metropolitan District's outstanding bonds in the amount of \$840,000 were defeased in 1996

Serial Bonds through 2006, term bonds subject to mandatory redemption 2007-2010

Serial Bonds through 2003, term bonds subject to mandatory redemption 2007-2014

Serial Bonds through 2009, term bonds subject to redemption 2010-2015. Upper Eagle Regional Water Authority's outstanding bonds in the amount of \$2,000,000 were defeased in 1995

Serial Bonds through 2010, term bonds subject to redemption 2011-2016

Taxable Serial Bonds 2001 through 2006, term bonds subject to mandatory redemption 1996-2000

Serial Bonds through 2012, term bonds subject to mandatory redemption 2013-2017

Early Redemption

After 2000 at par

After 2001 at par

After 2002 at par

2002-2003 at 101 % of par, 2003-2004 at 100.75 % of par, 2004-2005 at 100.5 % of par, 2005-2006 at 100.25 % of par, after 2006 at par

After 2002 at par

2002-2003 at 101 % of par, 2003-2004 at 100.5 % of par, after 2004 at par

After 2004 at par

After 2006 at par

The bonds are not subject to early redemption

2007-2008 at 101 % of par, 2008-2009 at 100.5 % of par, after 2009 at par

(Continued)

COLORADO WATER RESOURCES AND POWER DEVELOPMENT AUTHORITY

SCHEDULE OF BONDS PAYABLE - BY ISSUE

DECEMBER 31, 1997

(Continued)

Water Pollution Control Revolving Fund	<u>Original Issue Amount</u>	<u>Current Amount Outstanding</u>	<u>Interest Rate</u>
Water Pollution Control Revolving Fund State Match Revenue Bonds			
State Match 1989 Series A (Denver SE)	795,000	540,000	5.9% - 6.75%
State Match 1990 Series A (Castle Rock)	505,000	360,000	6.25% - 7.3%
State Match 1991 Series A (Englewood-Littleton)	3,035,000	1,950,000	5.75% - 6.9%
State Match 1991 Series B (Metro)	<u>2,705,000</u>	<u>1,495,000</u>	4.8% - 6.9%
Total WPCRF State Match Revenue Bonds Payable	<u>7,040,000</u>	<u>4,345,000</u>	
Clean Water Revenue Bonds			
Clean Water 1989 Series A (Denver SE)	6,905,000	1,515,000	5.95% - 7.0%
Clean Water 1990 Series A (Castle Rock)	3,890,000	955,000	6.25% - 7.4%
Clean Water 1991 Series A (Englewood-Littleton)	22,915,000	6,850,000	5.75% - 7.0%
Clean Water 1991 Series B (Metro)	19,685,000	5,800,000	4.8% - 6.90%

Due Dates

Early Redemption

Serial Bonds through 2005

After 1996 at par

Serial Bonds through 2005

After 1996 at par

Serial Bonds through 2004

2001-2002 at 101 % of par, 2002-2003 at 100.5 % of par, after 2003 at par

Serial Bonds through 2006

2001-2002 at 101 % of par, 2002-2003 at 100.5 % of par, after 2003 at par

Serial Bonds through 2005, term bonds subject to mandatory redemption 2006-2011. \$4,130,000 of bonds maturing in 2000 and thereafter were refunded with the issuance of the 1996 Series A Wastewater Revolving Fund Refunding Revenue Bonds

After 1999 at par

Serial Bonds through 2006, term bonds subject to mandatory redemption 2007-2010. \$2,060,000 of bonds maturing in 2001 and thereafter were refunded with the issuance of the 1996 Series A Wastewater Revolving Fund Refunding Revenue Bonds

From 2000-2001 at 101 % of par, after 2001 at par

Serial Bonds through 2007, term bonds subject to mandatory redemption 2008-2012. \$11,985,000 of bonds maturing in 2002 and thereafter were refunded with the issuance of the 1996 Series A Wastewater Revolving Fund Refunding Revenue Bonds

2001-2002 at 101 % of par, 2002-2003 at 100.5 % of par, after 2003 at par

Serial Bonds through 2006, term bonds subject to mandatory redemption 2007-2011. \$65,000 of bonds maturing in 1997 and \$9,660,000 of bond maturing in 2002 and thereafter were refunded with the issuance of the 1996 Series A Wastewater Revolving Fund Refunding Revenue Bonds

2001-2002 at 101 % of par, 2002-2003 at 100.5 % of par, after 2003 at par

(Continued)

COLORADO WATER RESOURCES AND POWER DEVELOPMENT AUTHORITY

SCHEDULE OF BONDS PAYABLE - BY ISSUE

DECEMBER 31, 1997

(Continued)

Water Pollution Control Revolving Fund	<u>Original Issue Amount</u>	<u>Current Amount Outstanding</u>	<u>Interest Rate</u>
Clean Water Revenue Bonds (Continued)			
Clean Water 1992 Series A (Ft. Lupton, Frisco Sanitation District and Eagle River Water and Sanitation District)	15,200,000	12,945,000	4.15 % - 6.25 %
Clean Water 1992 Series B (Ft. Collins and Longmont)	25,785,000	22,570,000	3.75 % - 6.0 %
Clean Water 1994 Series A (Alamosa, Greeley, Windsor, Parker Water and Sanitation District and Genesee Water and Sanitation District)	22,510,000	21,230,000	3.8 % - 6.3 %
Clean Water 1995 Series A (Fort Morgan, Eagle River Water and Sanitation District, Brighton, Winter Park Water and Sanitation District, Steamboat Springs and Craig)	24,525,000	23,440,000	4.1 % - 5.85 %
Clean Water 1996 Series A (Crested Butte, Mt. Crested Butte Water and Sanitation District, Fountain Sanitation District and Idaho Springs)	6,710,000	6,710,000	4.25 % - 5.9 %
Clean Water 1997 Series A (City of Westminster, Breckenridge Sanitation District, Parker Water and Sanitation District, City of Sterling, Town of Carbondale, Town of Erie and Town of Eagle)	<u>31,605,000</u>	<u>31,605,000</u>	4.05 % - 5.8 %
Total WPCRF Clean Water Revenue Bonds Payable	<u>179,730,000</u>	<u>133,620,000</u>	

Due Dates

Serial Bonds through 2004, term bonds subject to mandatory redemptions 2005-2007 and 2008-2013

Serial Bonds through 2006, term bonds subject to mandatory redemptions 2007-2009 and 2010-2014

Serial Bonds through 2008, term bonds subject to mandatory redemptions 2009-2011 and 2012-2014

Serial Bonds through 2009, term bonds subject to mandatory redemptions 2010-2012 and 2013-2015

Serial Bonds 1998 through 2008, term bonds subject to mandatory redemptions 2009-2011 and 2012-2016

Serial Bonds through 2011, term bonds subject to mandatory redemption 2012-2015 and 2016-2017

Early Redemption

2002-2003 at 101 % of par, 2003-2004 at 100.5 % of par, after 2004 at par

2002-2003 at 101 % of par, 2003-2004 at 100.5 % of par, after 2004 at par

2002-2003 at 102 % of par, 2003-2004 at 101 % of par, after 2004 at par

2003-2004 at 102 % of par, 2004-2005 at 101 % of par, after 2005 at par

2006-2007 at 101 % of par, 2007-2008 at 100.5 % of par, after 2008 at par

2007-2008 at 102 % of par, 2008-2009 at 101 % of par, after 2009 at par

COLORADO WATER RESOURCES AND POWER DEVELOPMENT AUTHORITY

SCHEDULE OF BONDS PAYABLE - BY ISSUE

DECEMBER 31, 1997

(Continued)

Water Pollution Control Revolving Fund	<u>Original Issue Amount</u>	<u>Current Amount Outstanding</u>	<u>Interest Rate</u>
Wastewater Revolving Fund Refunding Revenue Bonds 1996 Series A (Partial Refunding of the following Clean Water Bonds: 1989A, 1990A, 1991A and 1991B)	<u>28,950,000</u>	<u>28,850,000</u>	3.5% - 6.0%
Drinking Water Revolving Fund			
Drinking Water Revenue Bonds Series 1997A (Arapahoe Estates Water District, City of Englewood City of Fort Collins)	<u>24,095,000</u>	<u>24,095,000</u>	3.8% - 5.3%
Total Bonds Payable	<u>\$ 323,380,000</u>	<u>\$ 255,680,000</u>	

Due Dates

Serial Bonds 1997 through 2012

Serial Bonds through 2011, term bonds subject to mandatory redemption 2012-2015 and 2016-2018

Early Redemption

The Bonds are not subject to early redemption

2008-2009 at 101 % of par, after 2009 at par

COLORADO WATER RESOURCES and POWER DEVELOPMENT AUTHORITY
 SCHEDULE OF CASH and INVESTMENTS HELD BY TRUSTEES - BY BOND ISSUE
 AS OF DECEMBER 31, 1997

	SWRP Revenue or DWRF and WPCRF Rebate Accounts	Debt Service Funds	Debt Service Reserve Funds	Project Accounts	Matching Accounts	Cost of Issuance Accounts	Other Accounts	TOTAL Cash and Investments By Bond Issue
Water Pollution Control Revolving Fund:	Rebate Accounts:							
Clean Water Revenue Bonds, 1989 Series A		73,756			3,819,473			\$3,893,229
State Match Revenue Bonds, 1989 Series A		8,907	79,503					\$88,410
Clean Water Revenue Bonds, 1990 Series A		37,999			1,973,564			\$2,011,563
State Match Revenue Bonds, 1990 Series A		6,472	50,502					\$56,974
Clean Water Revenue Bonds, 1991 Series A		273,433			12,560,335			\$12,833,768
State Match Revenue Bonds, 1991 Series A		32,440	303,513					\$335,953
Clean Water Revenue Bonds, 1991 Series B	6,594	220,798			10,753,270			\$10,980,662
State Match Revenue Bonds, 1991 Series B		49,650	270,512					\$320,162
Clean Water Revenue Bonds, 1992 Series A		645,058			4,308,365			\$4,953,423
Clean Water Revenue Bonds, 1992 Series B		1,143,296		454,901	10,848,301			\$12,446,498
Clean Water Revenue Bonds, 1994 Series A	357,340	1,960			6,695,217			\$7,054,517
Clean Water Revenue Bonds, 1995 Series A	309,401	436,432		5,412,668	6,418,358			\$12,576,859
Clean Water Revenue Bonds, 1996 Series A	67,358	110,318		1,577,620	1,734,283			\$3,489,579
Refunding Revenue Bonds, 1996 Series A		755,304						\$755,304
Clean Water Revenue Bonds, 1997 Series A	106,661	10,992		28,863,970	1,435,078			\$30,416,701
Direct Loan Projects Pre-Construction Accounts							110,986	\$110,986
Direct Loan Surplus Matching Account							87,846	\$87,846
Direct Loan SRF Reloan Account							2,018,243	\$2,018,243
Direct Loan Administrative Fee Account							750,427	\$750,427
Leveraged Loan SRF Reloan Account							5,869,655	\$5,869,655
Leveraged Loan Administrative Fee Account							1,560,959	\$1,560,959
Subtotal - Water Pollution Control Revolving Fund	847,354	3,806,815	704,030	36,309,159	60,546,244	0	10,398,116	\$112,611,718

COLORADO WATER RESOURCES and POWER DEVELOPMENT AUTHORITY
SCHEDULE OF CASH and INVESTMENTS HELD BY TRUSTEES - BY BOND ISSUE
AS OF DECEMBER 31, 1997

	SWRP Revenue or DWRF and WPCRF Rebate Accounts	Debt Service Funds	Debt Service Reserve Funds	Project Accounts	Matching Accounts	Cost of Issuance Accounts	Other Accounts	TOTAL Cash and Investments By Bond Issue
Water Operations Fund:								
	Revenue Accounts:							---
Small Water Resources Projects Program Debt Service Reserve Fund			8,525,841					\$8,525,841
Small Water Resources Projects Bonded Funds	1,027,330	0		12,230,199			10,239	\$13,267,768
Authority Operating and DSR Funds							18,470,883	\$18,470,883
Subtotal - Water Operations Fund	<u>1,027,330</u>	<u>0</u>	<u>8,525,841</u>	<u>12,230,199</u>	<u>0</u>	<u>0</u>	<u>18,481,122</u>	<u>\$40,264,492</u>
Drinking Water Revolving Fund:								
	Rebate Accounts:							
Drinking Water Revenue Bonds, 1997 Series A		123,537		23,708,078	880,466			\$24,712,081
State Direct Loan Project Accounts							1,202,382	\$1,202,382
Federal Direct Loan Projects Pre-Construction Accts							71,522	\$71,522
Drinking Water Funding Account							4,626,055	\$4,626,055
State Direct Loan Surplus Matching Account							480,625	\$480,625
State Direct Loan Reloan Account							51,012	\$51,012
Federal Direct Loan Surplus Matching Account							0	\$0
Federal Direct Loan SRF Reloan Account							0	\$0
Federal & State Direct Loan Admin. Fee Account							36,791	\$36,791
Leveraged Loan SRF Reloan Account							9,277	\$9,277
Leveraged Loan Administrative Fee Account							5,484	\$5,484
Subtotal - Drinking Water Revolving Fund	<u>0</u>	<u>123,537</u>	<u>0</u>	<u>23,708,078</u>	<u>880,466</u>	<u>0</u>	<u>6,483,148</u>	<u>\$31,195,229</u>
Animas - La Plata Escrow Fund	<u>0</u>	<u>0</u>	<u>0</u>	<u>0</u>	<u>0</u>	<u>0</u>	<u>42,400,000</u>	<u>\$42,400,000</u>
Colorado Water Resources and Power Development Authority - TOTAL Cash and Investments	<u>\$1,874,684</u>	<u>\$3,930,352</u>	<u>\$9,229,871</u>	<u>\$72,247,436</u>	<u>\$61,426,710</u>	<u>\$0</u>	<u>\$77,762,386</u>	<u>\$226,471,439</u>

COLORADO WATER RESOURCES and POWER DEVELOPMENT AUTHORITY
SCHEDULE OF CASH and INVESTMENTS HELD BY TRUSTEES - BY BOND ISSUE
AS OF DECEMBER 31, 1997

	Cash	Cash Held by State Treasurer	Treasury Money Market Funds	COLOTRUST Local Gov't Investment Pool	US Treasury Notes - SLGS	US Treasury Bills, Notes and Bonds (Amortized Cost)	Repurchase Agreements	TOTAL Cash and Investments By Bond Issue
Water Pollution Control Revolving Fund:								
				Stagcoach:				
Clean Water Revenue Bonds, 1989 Series A			828,929		3,064,300			\$3,893,229
State Match Revenue Bonds, 1989 Series A	0		88,410					\$88,410
Clean Water Revenue Bonds, 1990 Series A			336,403		1,296,300	378,860		\$2,011,563
State Match Revenue Bonds, 1990 Series A			56,974					\$56,974
Clean Water Revenue Bonds, 1991 Series A			295,308		9,427,300	2,136,787	974,373	\$12,833,768
State Match Revenue Bonds, 1991 Series A			335,953					\$335,953
Clean Water Revenue Bonds, 1991 Series B			562,056		8,620,100	1,798,506		\$10,980,662
State Match Revenue Bonds, 1991 Series B			320,162					\$320,162
Clean Water Revenue Bonds, 1992 Series A			1,031,123		2,481,800	1,440,500		\$4,953,423
Clean Water Revenue Bonds, 1992 Series B			1,719,798		8,239,600	2,487,100		\$12,446,498
Clean Water Revenue Bonds, 1994 Series A			382,332				6,672,185	\$7,054,517
Clean Water Revenue Bonds, 1995 Series A			1,055,185				11,521,674	\$12,576,859
Clean Water Revenue Bonds, 1996 Series A			191,498				3,298,081	\$3,489,579
Refunding Revenue Bonds, 1996 Series A			755,304					\$755,304
Clean Water Revenue Bonds, 1997 Series A			324,092				30,092,609	\$30,416,701
Direct Loan Projects Pre-Construction Accounts			110,986					\$110,986
Direct Loan Surplus Matching Account			87,846					\$87,846
Direct Loan SRF Reloan Account			2,018,243					\$2,018,243
Direct Loan Administrative Fee Account			750,427					\$750,427
Leveraged Loan SRF Reloan Account			5,869,655					\$5,869,655
Leveraged Loan Administrative Fee Account			1,560,959					\$1,560,959
Subtotal - Water Pollution Control Revolving Fund	0	0	18,681,643	0	33,129,400	8,241,753	52,558,922	\$112,611,718

COLORADO WATER RESOURCES and POWER DEVELOPMENT AUTHORITY
SCHEDULE OF CASH and INVESTMENTS HELD BY TRUSTEES - BY BOND ISSUE
AS OF DECEMBER 31, 1997

	Cash	Cash Held by State Treasurer	Treasury Money Market Funds	COLOTRUST Local Gov't Investment Pool	US Treasury Notes - SLGS	US Treasury Bills, Notes and Bonds (Amortized Cost)	Repurchase Agreements	TOTAL Cash and Investments By Bond Issue
Water Operations Fund:								
Small Water Resources Projects Program Debt Service Reserve Fund	0			8,525,841				\$8,525,841
Small Water Resources Projects Bonded Funds	99,571			2,689,375			10,478,822	\$13,267,768
Authority Operating and DSR Funds	8,633	17,969,768		492,482				\$18,470,883
Subtotal - Water Operations Fund	<u>108,204</u>	<u>17,969,768</u>	<u>0</u>	<u>11,707,698</u>	<u>0</u>	<u>0</u>	<u>10,478,822</u>	<u>\$40,264,492</u>
Drinking Water Revolving Fund:								
			Milestone:					
Drinking Water Revenue Bonds, 1997 Series A			124,261				24,587,820	\$24,712,081
State Direct Loan Project Accounts			1,202,382					\$1,202,382
Federal Direct Loan Projects Pre-Construction Accts			71,522					\$71,522
Drinking Water Funding Account		4,626,055						\$4,626,055
State Direct Loan Surplus Matching Account			480,625					\$480,625
State Direct Loan Reloan Account			51,012					\$51,012
Federal Direct Loan Surplus Matching Account			0					\$0
Federal Direct Loan SRF Reloan Account			0					\$0
Federal & State Direct Loan Admin. Fee Account			36,791					\$36,791
Leveraged Loan SRF Reloan Account			9,277					\$9,277
Leveraged Loan Administrative Fee Account			5,484					\$5,484
Subtotal - Drinking Water Revolving Fund	<u>0</u>	<u>4,626,055</u>	<u>1,981,354</u>	<u>0</u>	<u>0</u>	<u>0</u>	<u>24,587,820</u>	<u>\$31,195,229</u>
Animas - La Plata Escrow Fund	<u>0</u>	<u>42,400,000</u>	<u>0</u>	<u>0</u>	<u>0</u>	<u>0</u>	<u>0</u>	<u>\$42,400,000</u>
Colorado Water Resources and Power Development Authority - TOTAL Cash and Investments	<u>\$108,204</u>	<u>\$64,995,823</u>	<u>\$20,662,997</u>	<u>\$11,707,698</u>	<u>\$33,129,400</u>	<u>\$8,241,753</u>	<u>\$87,625,564</u>	<u>\$226,471,439</u>

THIS PAGE LEFT BLANK INTENTIONALLY

REPORTS REQUIRED BY THE
SINGLE AUDIT ACT OF 1996

COLORADO WATER RESOURCES AND POWER DEVELOPMENT AUTHORITY

SCHEDULE OF EXPENDITURES OF FEDERAL AWARDS

YEAR ENDED DECEMBER 31, 1997

<u>Grantor Program Title</u>	<u>Federal CFDA Number</u>	<u>Grant Award</u>	<u>Accrued December 31, 1996</u>	<u>Receipts</u>	<u>Contributed Capital Recognized Which Equals Expenditures</u>	<u>Accrued December 31, 1997</u>
U.S. Environmental Protection Agency						
Title VI Water						
Pollution Control						
Revolving Fund						
1993 Grant	66.458	\$15,374,601	\$ -0-	\$ 4,396,306	\$ 4,396,306	\$ -0-
1994 Grant	66.458	9,536,100	182,869	675,809	492,940	-0-
1995 Grant	66.458	9,852,000				
1996 Grant	66.458	16,138,618				
1997 Grant	66.458	4,935,600				
Total Federal Financial Assistance - WPCRF			<u>\$ 182,869</u>	<u>\$ 5,072,115</u>	<u>\$ 4,889,246</u>	<u>\$ -0-</u>
Drinking Water						
Revolving Fund						
1997 Grant	66.468	16,784,100	\$ -0-	\$ 993,960	\$ 1,078,371	\$ 84,411
Total Federal Financial Assistance - DWRF			<u>\$ -0-</u>	<u>\$ 993,960</u>	<u>\$ 1,078,371</u>	<u>\$ 84,411</u>
Total Federal Financial Assistance			<u>\$ 182,869</u>	<u>\$ 6,066,075</u>	<u>\$ 5,967,617</u>	<u>\$ 84,411</u>

THIS PAGE LEFT BLANK INTENTIONALLY

**INDEPENDENT AUDITOR'S REPORT ON COMPLIANCE AND ON INTERNAL
CONTROL OVER FINANCIAL REPORTING BASED ON AN AUDIT OF
FINANCIAL STATEMENTS PERFORMED IN ACCORDANCE WITH
GOVERNMENT AUDITING STANDARDS**

**Board of Directors
Colorado Water Resources and Power
Development Authority
Denver, Colorado**

We have audited the financial statements of the Colorado Water Resources and Power Development Authority (the Authority) as of and for the year ended December 31, 1997, and have issued our report thereon dated March 5, 1998. We conducted our audit in accordance with generally accepted auditing standards and the standards applicable to financial audits contained in *Government Auditing Standards*, issued by the Comptroller General of the United States.

Compliance

As part of obtaining reasonable assurance about whether the Authority's financial statements are free of material misstatement, we performed tests of its compliance with certain provisions of laws, regulations, contracts and grants, noncompliance with which could have a direct and material effect on the determination of financial statement amounts. However, providing an opinion on compliance with those provisions was not an objective of our audit and, accordingly, we do not express such an opinion. The results of our tests disclosed no instances of noncompliance that are required to be reported under *Government Auditing Standards*.

Internal Control Over Financial Reporting

In planning and performing our audit, we considered the Authority's internal control over financial reporting in order to determine our auditing procedures for the purpose of expressing our opinion on the financial statements and not to provide assurance on the internal control over financial reporting. Our consideration of the internal control over financial reporting would not necessarily disclose all matters in the internal control over financial reporting that might be material weaknesses. A material weakness is a condition in which the design or operation of one or more of the internal control components does not reduce to a relatively low level the risk that misstatements in amounts that would be material in relation to the financial statements being audited may occur and not be detected within a timely period by employees in the normal course of performing their assigned functions. We noted no matters involving the internal control over financial reporting and its operation that we consider to be material weaknesses.

Page Two
Board of Directors
Colorado Water Resources and Power
Development Authority

This report is intended for the information of the Board of Directors and the U.S. Environmental Protection Agency. However, this report is a matter of public record and its distribution is not limited.

Vern Schoeneveld and Co., Inc.

March 5, 1998

**INDEPENDENT AUDITOR'S REPORT ON COMPLIANCE WITH REQUIREMENTS
APPLICABLE TO EACH MAJOR PROGRAM AND INTERNAL CONTROL
OVER COMPLIANCE IN ACCORDANCE WITH OMB CIRCULAR A-133**

**Board of Directors
Colorado Water Resources and Power Development Authority
Denver, Colorado**

Compliance

We have audited the compliance of the Colorado Water Resources and Power Development Authority (the Authority) with the types of compliance requirements described in the *U.S. Office of Management and Budget (OMB) Circular A-133 Compliance Supplement* that are applicable to each of its major federal programs for the year ended December 31, 1997. The Authority's major federal programs are identified in the Summary of Auditor's Results section of the accompanying Schedule of Findings and Questioned Costs. Compliance with the requirements of laws, regulations, contracts and grants applicable to each of its major federal programs is the responsibility of the Authority's management. Our responsibility is to express an opinion on the Authority's compliance based on our audit.

We conducted our audit of compliance in accordance with generally accepted auditing standards; the standards applicable to financial audits contained in *Government Auditing Standards*, issued by the Comptroller General of the United States; and OMB Circular A-133, *Audits of States, Local Governments and Nonprofit Organizations*. Those standards and OMB Circular A-133 require that we plan and perform the audit to obtain reasonable assurance about whether noncompliance with the types of compliance requirements referred to above that could have a direct and material effect on a major federal program occurred. An audit includes examining, on a test basis, evidence about the Authority's compliance with those requirements and performing such other procedures as we considered necessary in the circumstances. We believe that our audit provides a reasonable basis for our opinion. Our audit does not provide a legal determination on the Authority's compliance with those requirements.

In our opinion, the Authority complied, in all material respects, with the requirements referred to above that are applicable to each of its major federal programs for the year ended December 31, 1997.

INTERNAL CONTROL OVER COMPLIANCE

The management of the Authority is responsible for establishing and maintaining effective internal control over compliance with requirements of laws, regulations, contracts and grants applicable to federal programs. In planning and performing our audit, we considered the Authority's internal control over compliance with requirements that could have a direct and material effect on a major federal program in order to determine our auditing procedures for the purpose of expressing our opinion on compliance and to test and report on internal control over compliance in accordance with OMB Circular A-133.

Our consideration of the internal control over compliance would not necessarily disclose all matters in the internal control that might be material weaknesses. A material weakness is a condition in which the design or operation of one or more of the internal control components does not reduce to a relatively low level the risk that noncompliance with applicable requirements of laws, regulations, contracts and grants that would be material in relation to a major federal program being audited may occur and not be detected within a timely period by employees in the normal course of performing their assigned functions. We noted no matters involving the internal control over compliance and its operation that we consider to be material weaknesses.

SCHEDULE OF EXPENDITURES OF FEDERAL AWARDS

We have audited the financial statements of the Colorado Water Resources and Power Development Authority as of and for the year ended December 31, 1997, and have issued our report thereon dated March 5, 1998. Our audit was performed for the purpose of forming an opinion on the financial statements taken as a whole. The accompanying schedule of expenditures of federal awards is presented for purposes of additional analysis as required by OMB Circular A-133 and is not a required part of the financial statements. Such information has been subjected to the auditing procedures applied in the audit of the financial statements and, in our opinion, is fairly stated, in all material respects, in relation to the financial statements taken as a whole.

This report is intended for the information of the Board of Directors and the U.S. Environmental Protection Agency. However, this report is a matter of public record and its distribution is not limited.

Von Schoenfeld & Co., Inc.

March 5, 1998

COLORADO WATER RESOURCES AND POWER DEVELOPMENT AUTHORITY

SCHEDULE OF FINDINGS AND QUESTIONED COSTS

YEAR ENDED DECEMBER 31, 1997

PART I - SUMMARY OF AUDITOR'S RESULTS

Financial Statements

Type of auditor's report issued: Unqualified
Internal control over financial reporting:
Material weakness(es) identified? yes no
Reportable condition(s) identified
not considered to be material weaknesses? yes none reported
Noncompliance material to financial statements
noted? yes no

Federal Awards

Internal control over major programs:
Material weakness(es) identified? yes no
Reportable condition(s) identified
not considered to be material weaknesses? yes none reported

Type of auditor's report issued on compliance
for major programs: Unqualified

Any audit findings disclosed that are required
to be reported in accordance with Circular
A-133, Section .510(a)? yes no

Identification of major programs:

CFDA Number(s)	Name of Federal Program or Cluster
66.458	Title VI Water Pollution Control Revolving Fund
66.468	Drinking Water Revolving Fund

Dollar threshold used to distinguish between
Type A and Type B programs: \$300,000

Auditee qualified as low-risk auditee? yes no

PART II - FINDINGS RELATED TO FINANCIAL STATEMENTS

There were no findings required to be reported under generally accepted government auditing standards.

PART III - FINDINGS RELATED TO FEDERAL AWARDS

There were no findings or questioned costs for Federal Awards required to be reported under OMB A-133 standards.

COLORADO WATER RESOURCES AND POWER DEVELOPMENT AUTHORITY

CORRECTIVE ACTION PLAN

YEAR ENDED DECEMBER 31, 1997

There were no findings required to be reported under generally accepted government auditing standards or OMB A-133 standards.

COLORADO WATER RESOURCES AND POWER DEVELOPMENT AUTHORITY

PRIOR AUDIT FINDINGS

YEAR ENDED DECEMBER 31, 1997

There were no prior findings required to be reported under generally accepted government auditing standards or OMB A-133 standards.

THIS PAGE LEFT BLANK INTENTIONALLY