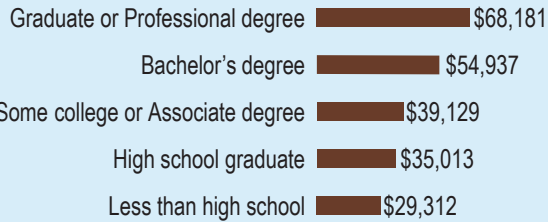


## Education Pays

Education and training can benefit workers in their careers. Typically, more education results in higher weekly earnings and lower unemployment rates.

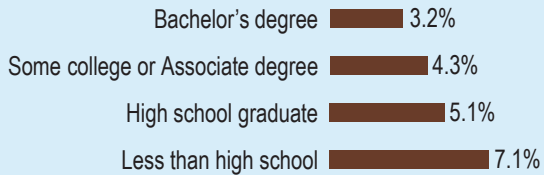
### 2018 Median Annual Earnings in Colorado



Based on Population 25 years and over with earnings

Source: U.S. Census Bureau, 2018 American Community Survey  
1-Year Estimates

### Unemployment Rates in Colorado



Based on Population 25 years and over

Source: Bureau of Labor Statistics Current Population Survey  
July 2019 - June 2020

## Colorado Labor Market Information

**Labor Market Information (LMI)** in the Colorado Department of Labor and Employment collects and analyzes information about labor market trends throughout Colorado. Data are presented in a variety of ways: industry employment and wages, current and projected industry and occupation levels, occupation wages, and labor force employment and wages. LMI conducts various research projects and assists workforce centers and others with customized regional information requests.

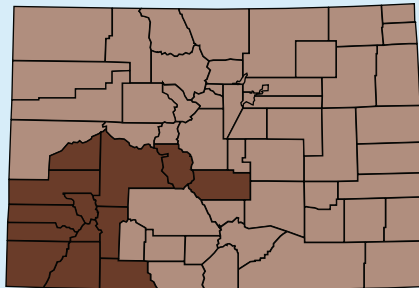
For Further Information  
[colmigateway.com](http://colmigateway.com)

For Further Training  
[mycoloradojourney.com](http://mycoloradojourney.com)

For Job Opportunities  
[connectingcolorado.com](http://connectingcolorado.com)

### Local Workforce Centers

To find your local workforce center  
(303) 318-8850  
[colorado.gov/pacific/cdle/node/21591](http://colorado.gov/pacific/cdle/node/21591)



## On-The-Job Training

# Colorado Careers

*Know what jobs are expected  
to have the most openings.*



## Southwest Colorado

*Based on Occupation  
Projections through 2029*



**COLORADO**  
Department of  
Labor and Employment  
Office of Labor Market Information



07/2020

## On-The-Job Training

## Southwest Colorado

Short-Term Training	Wage Range	Moderate-Term Training	Wage Range	Long-Term Training	Wage Range
• Personal Care Aides	\$21,737 - \$26,158	• Maintenance & Repair Workers	\$23,660 - \$43,371	• Industrial Machinery Mechanics	\$42,518 - \$76,898
• First-Line Supervisors of Retail Sales Workers	\$28,967 - \$52,241	• Sales Representatives, Wholesale & Manufacturing	\$28,620 - \$83,898	• Machinists	\$28,124 - \$47,680
• Stock Clerks & Order Fillers	\$23,014 - \$30,386	• Operating Engineers & Other Construction Equipment Operators	\$34,605 - \$52,953	• Photographers	\$25,717 - \$35,046
• Office Clerks	\$24,669 - \$41,875	• Court, Municipal, & License Clerks	\$29,546 - \$44,179	• Mobile Heavy Equipment Mechanics	\$34,885 - \$52,893
• Home Health Aides	\$23,204 - \$28,089	• Sales Representatives, Services	\$28,067 - \$81,389	• Bus & Truck Mechanics & Diesel Engine Specialists	\$34,892 - \$49,552
• First-Line Supervisors of Food Preparation & Serving Workers	\$23,623 - \$44,396	• Police & Sheriff's Patrol Officers	\$43,873 - \$65,191	• Water & Wastewater Treatment Plant & System Operators	\$40,346 - \$53,540
• Childcare Workers	\$23,172 - \$29,950	• Medical Secretaries	\$28,375 - \$39,428	• Electrical Power-Line Installers & Repairers	\$80,705 - \$93,467
• Light Truck or Delivery Services Drivers	\$24,326 - \$46,847	• Highway Maintenance Workers	\$31,865 - \$45,828	• Opticians, Dispensing	\$29,930 - \$41,289
• Receptionists & Information Clerks	\$24,439 - \$32,361	• Billing & Posting Clerks	\$31,715 - \$45,521	• Telecommunications Line Installers & Repairers	\$35,481 - \$58,688
• Recreation Workers	\$22,035 - \$43,677	• Pharmacy Technicians	\$29,443 - \$39,867	• Automotive Body & Related Repairers	\$29,340 - \$49,604
• Hotel, Motel, & Resort Desk Clerks	\$23,016 - \$29,946	• Excavating & Loading Machine & Dragline Operators	\$40,998 - \$61,010		
• First-Line Supervisors of Production & Operating Workers	\$39,107 - \$73,699	• Welders, Cutters, Solderers, & Brazers	\$35,858 - \$55,469		
• Customer Service Representatives	\$23,332 - \$38,400	• Packaging & Filling Machine Operators & Tenders	\$23,120 - \$32,205		
• First-Line Supervisors of Personal Service Workers	\$29,421 - \$48,422	• Installation, Maintenance, & Repair Workers	\$30,556 - \$52,739		
• First-Line Supervisors of Housekeeping & Janitorial Workers	\$40,710 - \$56,761	• Healthcare Support Workers	\$23,805 - \$37,817		

**Short-Term Training:** Short demonstration or up to 1 month work experience/instruction

**Moderate-Term Training:** 1-12 months combined work experience/informal training

**Long-Term Training:** 12 plus months training or combined work experience/formal classroom instruction

### Start Using This Information

Are you:

- Trying to decide what kind of job or career you would like?
- Considering a change in your current career direction?
- Interested in exploring further education or training but need a goal in mind?

Then the labor market information in this brochure could be helpful to you! There are two Colorado Careers brochures:

- Jobs Requiring Higher Education
- Jobs Requiring On-The-Job Training

Each brochure is divided into levels of education and training required for entry-level employment in the listed occupations. You will want to begin your career decision making process by evaluating your interests, skills, and experience. Next, you will want to consider the number of job opportunities likely to be available to you. Each list includes the occupations with the largest projected change in employment. That's where this brochure can help.

First, review the lists of growing occupations as you narrow down your potential job choices. Second, look at the wage figures. This information comes directly from Colorado businesses in the geographic locations specified on your brochure. Wage information is important because your wages can determine your lifestyle. Notice that increased education and training can strongly affect wages.

Labor Market Information  
Colorado Department of Labor and Employment

Source: 2019 Occupational Employment Statistics