



## Education Pays


Education and training can benefit workers in their careers. Typically, more education results in higher weekly earnings and lower unemployment rates.


### 2018 Median Annual Earnings in Colorado

Graduate or Professional degree  \$68,181

Bachelor's degree  \$54,937

Some college or Associate degree  \$39,129


High school graduate  \$35,013


Less than high school  \$29,312


Based on Population 25 years and over with earnings


Source: U.S. Census Bureau, 2018 American Community Survey  
1-Year Estimates

### Unemployment Rates in Colorado

Bachelor's degree  3.2%

Some college or Associate degree  4.3%

High school graduate  5.1%

Less than high school  7.1%

Based on Population 25 years and over

Source: Bureau of Labor Statistics Current Population Survey  
July 2019 - June 2020

## Colorado Labor Market Information

**Labor Market Information (LMI)** in the Colorado Department of Labor and Employment collects and analyzes information about labor market trends throughout Colorado. Data are presented in a variety of ways: industry employment and wages, current and projected industry and occupation levels, occupation wages, and labor force employment and wages. LMI conducts various research projects and assists workforce centers and others with customized regional information requests.

For Further Information  
[colmigateway.com](http://colmigateway.com)

For Further Training  
[mycoloradojourney.com](http://mycoloradojourney.com)

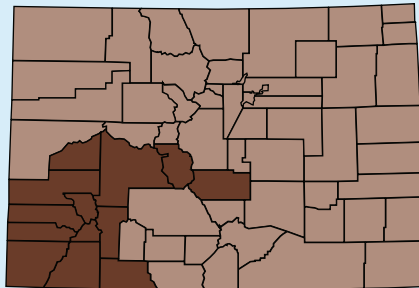
For Job Opportunities  
[connectingcolorado.com](http://connectingcolorado.com)

### Local Workforce Centers

To find your local workforce center

(303) 318-8850

[colorado.gov/pacific/cdle/node/21591](http://colorado.gov/pacific/cdle/node/21591)



## Higher Education

# Colorado Careers

*Know what jobs are expected  
to have the most openings.*



## Southwest Colorado

*Based on Occupation  
Projections through 2029*



**COLORADO**  
Department of  
Labor and Employment  
Office of Labor Market Information



## Higher Education

## Southwest Colorado

Certificate/Associate Degree	Wage Range	Bachelor's Degree	Wage Range	Master's / Professional Degree	Wage Range
• Nursing Assistants	\$25,579 - \$31,966	• Registered Nurses	\$55,369 - \$74,387	• Lawyers	\$65,429 - \$106,613
• Emergency Medical Technicians & Paramedics	\$23,501 - \$46,325	• Accountants & Auditors	\$40,581 - \$82,250	• Physical Therapists	\$64,553 - \$87,877
• Medical Assistants	\$26,074 - \$40,692	• General & Operations Managers	\$41,387 - \$124,776	• Veterinarians	\$54,136 - \$97,335
• Heavy & Tractor-Trailer Truck Drivers	\$34,110 - \$47,047	• Coaches & Scouts	\$21,226 - \$32,628	• Physician Assistants	\$59,901 - \$110,482
• Hairdressers, Hairstylists, & Cosmetologists	\$26,757 - \$35,464	• Elementary School Teachers	\$34,571 - \$50,859	• Education Administrators, Elementary & Secondary School	\$60,408 - \$83,193
• Automotive Service Technicians & Mechanics	\$27,664 - \$51,103	• Business Operations Specialists	\$38,776 - \$81,953	• Nurse Practitioners	\$84,071 - \$105,341
• Veterinary Technologists & Technicians	\$23,043 - \$35,933	• Secondary School Teachers	\$35,413 - \$52,752	• Family & General Practitioners	\$131,485 - \$258,641
• Health Technologists & Technicians	\$28,932 - \$42,597	• Middle School Teachers	\$35,628 - \$50,888	• Occupational Therapists	\$66,189 - \$98,278
• Radiologic Technologists	\$47,294 - \$70,028	• Appraisers & Assessors of Real Estate	\$39,008 - \$64,373	• Educational, Guidance, School, & Vocational Counselors	\$38,364 - \$51,777
• Respiratory Therapists	\$48,993 - \$66,886	• Software Developers, Applications	\$75,306 - \$135,959	• Clinical, Counseling, & School Psychologists	\$21,964 - \$83,156
• Paralegals & Legal Assistants	\$36,863 - \$52,888	• Market Research Analysts & Marketing Specialists	\$33,308 - \$62,710	• Pharmacists	\$106,606 - \$135,219
• Firefighters	\$39,892 - \$62,457	• Managers, All Other	\$63,983 - \$123,042	• Librarians	\$43,665 - \$61,998
• Heating, Air Conditioning, & Refrigeration Mechanics & Installers	\$37,965 - \$51,847	• Child, Family, & School Social Workers	\$31,253 - \$51,482	• Urban & Regional Planners	\$50,489 - \$79,389
• Library Technicians	\$23,136 - \$31,277	• Civil Engineers	\$41,138 - \$102,643	• Mental Health & Substance Abuse Social Workers	\$36,319 - \$45,305
• Preschool Teachers	\$22,854 - \$36,453	• Construction Managers	\$54,682 - \$114,924	• Judges, Magistrate Judges, & Magistrates	\$122,181 - \$167,682

### Start Using This Information

Are you:

- Trying to decide what kind of job or career you would like?
- Considering a change in your current career direction?
- Interested in exploring further education or training but need a goal in mind?

Then the labor market information in this brochure could be helpful to you! There are two Colorado Careers brochures:

- Jobs Requiring Higher Education
- Jobs Requiring On-The-Job Training

Each brochure is divided into levels of education and training required for entry-level employment in the listed occupations. You will want to begin your career decision making process by evaluating your interests, skills, and experience. Next, you will want to consider the number of job opportunities likely to be available to you. Each list includes the occupations with the largest projected change in employment. That's where this brochure can help.

First, review the lists of growing occupations as you narrow down your potential job choices. Second, look at the wage figures. This information comes directly from Colorado businesses in the geographic locations specified on your brochure. Wage information is important because your wages can determine your lifestyle. Notice that increased education and training can strongly affect wages.

Labor Market Information  
Colorado Department of Labor and Employment

Source: 2019 Occupational Employment Statistics