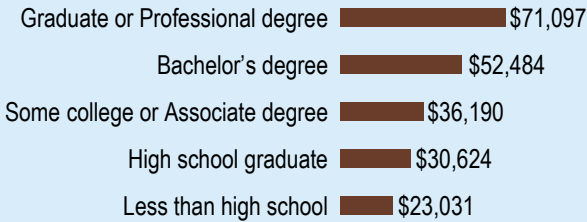


Education and training can benefit workers in their careers. Typically, more education results in higher weekly earnings and lower unemployment rates.

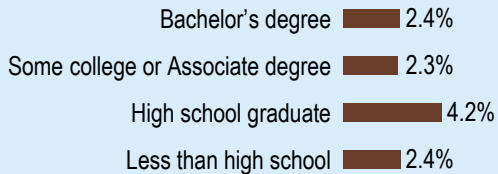
2017 Median Annual Earnings in Colorado



Based on Population 25 years and over with earnings

Source: U.S. Census Bureau, 2017 American Community Survey 1-Year Estimates

Unemployment Rates in Colorado



Based on Population 25 years and over

Source: Bureau of Labor Statistics Current Population Survey October 2017 - September 2018

Labor Market Information (LMI) in the Colorado Department of Labor and Employment collects and analyzes information about labor market trends throughout Colorado. Data are presented in a variety of ways: industry employment and wages, current and projected industry and occupation levels, occupation wages, and labor force employment and wages. LMI conducts various research projects and assists workforce centers and others with customized regional information requests.

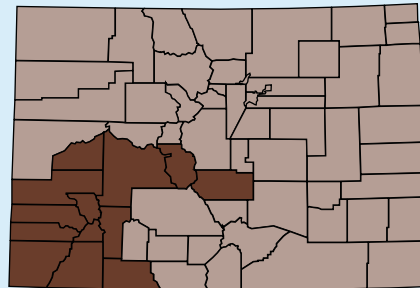
For Further Information
www.colmigateway.com

For Further Training
www.collegeincolorado.org

For Job Opportunities
www.connectingcolorado.com

Local Workforce Centers

To find your local workforce center
 (303) 318-8850
www.coworkforce.com/EMP/WFCs.asp



Colorado Careers

Know what jobs are expected to have the most openings.



Southwest Colorado

Based on Occupation Projections through 2027

Higher Education

Southwest Colorado

Certificate/Associate Degree	Wage Range	Bachelor's Degree	Wage Range	Master's / Professional Degree	Wage Range
• Medical Assistants	\$28,006 - \$36,029	• Registered Nurses	\$53,098 - \$74,415	• Physician Assistants	\$64,710 - \$109,739
• Nursing Assistants	\$23,142 - \$32,110	• General & Operations Managers	\$45,950 - \$111,305	• Physical Therapists	\$55,828 - \$86,268
• Emergency Medical Technicians & Paramedics	\$19,210 - \$35,478	• Accountants & Auditors	\$36,735 - \$95,314	• Family & General Practitioners	\$105,734 - \$250,482
• Hairdressers, Hairstylists, & Cosmetologists	\$19,967 - \$24,073	• Elementary School Teachers	\$34,616 - \$51,268	• Nurse Practitioners	\$77,152 - \$104,459
• Automotive Service Technicians & Mechanics	\$31,760 - \$53,479	• Coaches & Scouts	\$19,051 - \$35,926	• Lawyers	\$63,694 - \$99,008
• Preschool Teachers	\$21,153 - \$33,261	• Business Operations Specialists	\$40,112 - \$84,937	• Veterinarians	\$55,516 - \$98,853
• Firefighters	\$27,048 - \$59,734	• Secondary School Teachers	\$34,349 - \$52,643	• Education Administrators, Elementary & Secondary School	\$56,224 - \$84,348
• Dental Assistants	\$31,870 - \$44,655	• Middle School Teachers	\$36,396 - \$51,074	• Educational, Guidance, School, & Vocational Counselors	\$37,761 - \$54,716
• Radiologic Technologists	\$47,708 - \$69,734	• Construction Managers	\$53,394 - \$119,861	• Dentists	\$104,860 - \$187,083
• Veterinary Technologists & Technicians	\$21,812 - \$28,736	• Child, Family, & School Social Workers	\$31,849 - \$47,365	• Occupational Therapists	\$51,744 - \$95,535
• Heavy & Tractor-Trailer Truck Drivers	\$33,118 - \$51,440	• Market Research Analysts & Marketing Specialists	\$31,887 - \$69,728	• Pharmacists	\$97,709 - \$135,139
• Respiratory Therapists	\$53,245 - \$65,302	• Software Developers, Applications	\$58,466 - \$92,299	• Clinical, Counseling, & School Psychologists	\$60,978 - \$98,327
• Paralegals & Legal Assistants	\$38,307 - \$60,469	• Appraisers & Assessors of Real Estate	\$41,035 - \$69,842	• Business Teachers, Postsecondary	\$36,181 - \$83,351
• Dental Hygienists	\$52,708 - \$79,368	• Medical & Health Services Managers	\$63,545 - \$111,916	• Mental Health & Substance Abuse Social Workers	\$25,983 - \$51,130
• Licensed Practical & Licensed Vocational Nurses	\$37,018 - \$49,951	• Financial Managers	\$79,482 - \$145,645	• Librarians	\$33,812 - \$73,751

Start Using This Information

Are you:

- Trying to decide what kind of job or career you would like?
- Considering a change in your current career direction?
- Interested in exploring further education or training but need a goal in mind?

Then the labor market information in this brochure could be helpful to you! There are two Colorado Careers brochures:

- Jobs Requiring Higher Education
- Jobs Requiring On-The-Job Training

Each brochure is divided into levels of education and training required for entry-level employment in the listed occupations. You will want to begin your career decision making process by evaluating your interests, skills, and experience. Next, you will want to consider the number of job opportunities likely to be available to you. Each list includes the occupations with the largest projected change in employment. That's where this brochure can help.

First, review the lists of growing occupations as you narrow down your potential job choices. Second, look at the wage figures. This information comes directly from Colorado businesses in the geographic locations specified on your brochure. Wage information is important because your wages can determine your lifestyle. Notice that increased education and training can strongly affect wages.

*Labor Market Information
Colorado Department of Labor and Employment*

Source: 2017 Occupational Employment Statistics