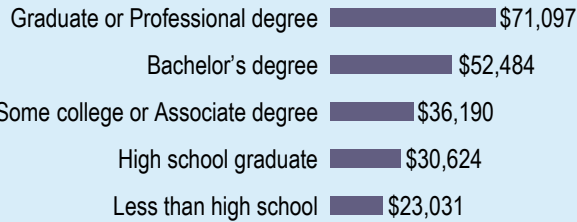


Education Pays

Education and training can benefit workers in their careers. Typically, more education results in higher weekly earnings and lower unemployment rates.

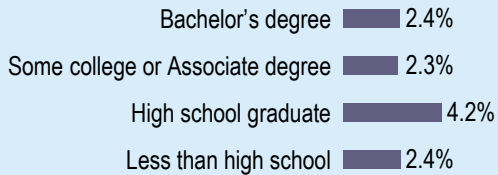
2017 Median Annual Earnings in Colorado



Based on Population 25 years and over with earnings

Source: U.S. Census Bureau, 2017 American Community Survey
1-Year Estimates

Unemployment Rates in Colorado



Based on Population 25 years and over

Source: Bureau of Labor Statistics Current Population Survey
October 2017 - September 2018

Colorado Labor Market Information

Labor Market Information (LMI) in the Colorado Department of Labor and Employment collects and analyzes information about labor market trends throughout Colorado. Data are presented in a variety of ways: industry employment and wages, current and projected industry and occupation levels, occupation wages, and labor force employment and wages. LMI conducts various research projects and assists workforce centers and others with customized regional information requests.

For Further Information
www.colmigateway.com

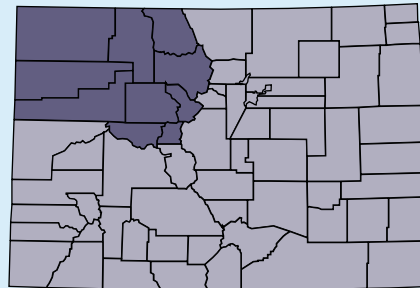
For Further Training
www.collegeincolorado.org

For Job Opportunities
www.connectingcolorado.com

Local Workforce Centers

To find your local workforce center
(303) 318-8850

www.colorado.gov/pacific/cdle/node/21591



On-The-Job Training

Colorado Careers

*Know what jobs are expected
to have the most openings.*



Northwest Colorado

*Based on Occupation
Projections through 2027*



On-The-Job Training

Northwest Colorado

Short-Term Training	Wage Range	Moderate-Term Training	Wage Range	Long-Term Training	Wage Range
• First-Line Supervisors of Food Preparation & Serving Workers	\$30,232 - \$55,150	• Maintenance & Repair Workers	\$30,642 - \$49,936	• Bus & Truck Mechanics & Diesel Engine Specialists	\$40,183 - \$61,425
• Stock Clerks & Order Fillers	\$26,338 - \$39,913	• Operating Engineers & Other Construction Equipment Operators	\$39,946 - \$58,951	• Industrial Machinery Mechanics	\$43,696 - \$78,603
• Personal Care Aides	\$24,924 - \$34,357	• Real Estate Sales Agents	\$37,437 - \$101,414	• Mobile Heavy Equipment Mechanics	\$46,718 - \$65,225
• Childcare Workers	\$25,475 - \$39,327	• Sales Representatives, Wholesale & Manufacturing	\$29,949 - \$72,552	• Opticians, Dispensing	\$28,521 - \$44,146
• First-Line Supervisors of Retail Sales Workers	\$32,060 - \$62,673	• Sales Representatives, Services	\$35,912 - \$72,900	• Automotive Body & Related Repairers	\$35,242 - \$62,445
• Office Clerks	\$28,648 - \$53,539	• Police & Sheriff's Patrol Officers	\$51,396 - \$71,509	• Water & Wastewater Treatment Plant & System Operators	\$43,187 - \$68,843
• Hotel, Motel, & Resort Desk Clerks	\$25,281 - \$36,952	• Bus Drivers, Transit & Intercity	\$37,212 - \$46,799	• Stationary Engineers & Boiler Operators	\$41,624 - \$61,255
• Light Truck or Delivery Services Drivers	\$30,614 - \$53,056	• Billing & Posting Clerks	\$35,487 - \$54,045	• Farm Equipment Mechanics & Service Technicians	\$30,523 - \$44,125
• Receptionists & Information Clerks	\$25,049 - \$38,796	• Highway Maintenance Workers	\$37,240 - \$51,390	• Machinists	\$34,540 - \$66,505
• Fitness Trainers & Aerobics Instructors	\$22,330 - \$60,164	• Welders, Cutters, Solderers, & Brazers	\$46,790 - \$80,366	• Maintenance Workers, Machinery	\$49,579 - \$61,916
• Customer Service Representatives	\$30,244 - \$46,813	• Court, Municipal, & License Clerks	\$32,359 - \$52,972		
• First-Line Supervisors of Mechanics, Installers, & Repairers	\$52,602 - \$88,129	• Pharmacy Technicians	\$28,326 - \$45,139		
• First-Line Supervisors of Housekeeping & Janitorial Workers	\$31,494 - \$54,139	• Construction & Building Inspectors	\$46,175 - \$73,481		
• Recreation Workers	\$21,498 - \$39,347	• Insurance Sales Agents	\$41,786 - \$92,263		
• First-Line Supervisors of Landscaping, Lawn Service, & Groundskeeping Workers	\$34,825 - \$65,336	• Dispatchers, Except Police, Fire, & Ambulance	\$32,890 - \$48,048		

Short-Term Training: Short demonstration or up to 1 month work experience/instruction

Moderate-Term Training: 1-12 months combined work experience/informal training

Long-Term Training: 12 plus months training or combined work experience/formal classroom instruction

Start Using This Information

Are you:

- Trying to decide what kind of job or career you would like?
- Considering a change in your current career direction?
- Interested in exploring further education or training but need a goal in mind?

Then the labor market information in this brochure could be helpful to you! There are two Colorado Careers' brochures:

- Jobs Requiring Higher Education
- Jobs Requiring On-The-Job Training

Each brochure is divided into levels of education and training required for entry-level employment in the listed occupations. You will want to begin your career decision making process by evaluating your interests, skills, and experience. Next, you will want to consider the number of job opportunities likely to be available to you. Each list includes the occupations with the largest projected change in employment. That's where this brochure can help.

First, review the lists of growing occupations as you narrow down your potential job choices. Second, look at the wage figures. This information comes directly from Colorado businesses in the geographic locations specified on your brochure. Wage information is important because your wages can determine your lifestyle. Notice that increased education and training can strongly affect wages.

Labor Market Information
Colorado Department of Labor and Employment

Source: 2017 Occupational Employment Statistics