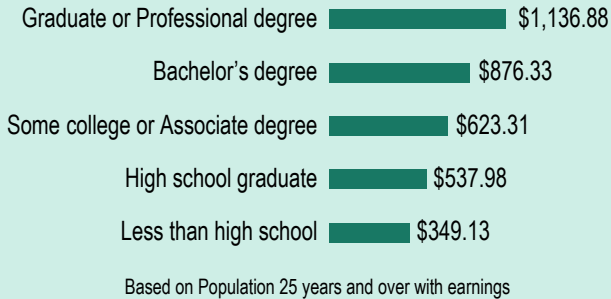


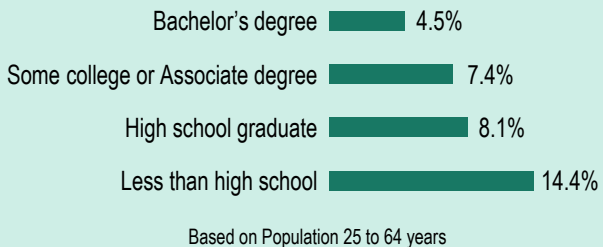
## Education Pays

Education and training can benefit workers in their careers. Typically, the more education, the higher the weekly earnings and the lower the unemployment rate.

### Median Weekly Earnings in Colorado



### Unemployment Rates in Colorado



Source: U.S. Census Bureau,  
2009 American Community Survey

## Colorado Labor Market Information

**Labor Market Information (LMI)** in the Colorado Department of Labor and Employment collects and analyzes information about labor market trends throughout Colorado. Data are presented in a variety of ways: industry employment and wages, current and projected industry and occupation levels, occupation wages, and labor force employment and wages. LMI conducts various research projects and assists workforce centers and others with customized regional information requests.

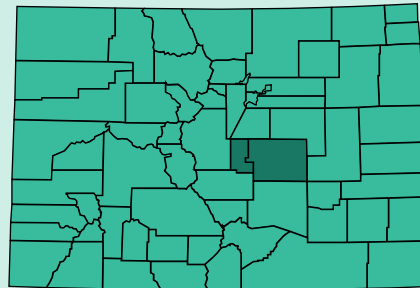
For Further Information  
[www.coworkforce.com/LMIGateway](http://www.coworkforce.com/LMIGateway)

For Further Training  
[www.e-colorado.org](http://www.e-colorado.org)

For Job Opportunities  
[www.connectingcolorado.com](http://www.connectingcolorado.com)

### Local Workforce Centers

To find your local workforce center  
(303) 318-8850  
[www.coworkforce.com/EMP/WFCs.asp](http://www.coworkforce.com/EMP/WFCs.asp)



## On-The-Job Training

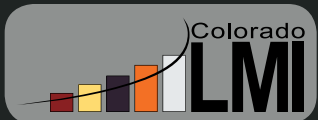
# Colorado Careers

*Know what jobs are expected  
to have the most openings.*



## Colorado Springs

*Based on Occupation  
Projections through 2020*



## On-The-Job Training

Colorado Springs

Short-Term Training	Wage Range	Moderate-Term Training	Wage Range	Long-Term Training	Wage Range
• Combined Food Preparation & Serving Workers, Including Fast Food	\$16,583 - \$18,403	• Customer Service Representatives	\$22,350 - \$34,013	• Executive Secretaries & Administrative Assistants	\$29,901 - \$48,507
• Retail Salespersons	\$17,083 - \$32,543	• Medical Assistants	\$24,738 - \$32,552	• Sales Representatives, Services, All Other	\$30,928 - \$77,882
• Janitors & Cleaners, Except Maids & Housekeeping Cleaners	\$17,107 - \$26,450	• Dental Assistants	\$24,017 - \$37,686	• Managers, All Other	\$71,721 - \$114,965
• Teacher Assistants	\$19,927 - \$25,909	• Bookkeeping, Accounting, & Auditing Clerks	\$23,988 - \$37,150	• Carpenters	\$25,970 - \$46,587
• Personal & Home Care Aides	\$17,259 - \$22,031	• Medical Secretaries	\$21,718 - \$35,531	• First-Line Managers of Retail Sales Workers	\$22,799 - \$48,370
• Receptionists & Information Clerks	\$18,751 - \$27,718	• Social & Human Service Assistants	\$25,163 - \$41,854	• Electricians	\$34,620 - \$54,923
• Waiters & Waitresses	\$16,565 - \$21,803	• Construction Laborers	\$22,060 - \$34,945	• Cooks, Restaurant	\$19,737 - \$25,312
• Office Clerks, General	\$18,245 - \$31,446	• Bus Drivers, School	\$24,323 - \$31,259	• Plumbers, Pipefitters, & Steamfitters	\$33,753 - \$53,427
• Landscaping & Groundskeeping Workers	\$19,979 - \$29,858	• Secretaries, Except Legal, Medical, & Executive	\$22,845 - \$36,489	• Self-Enrichment Education Teachers	\$18,639 - \$47,068
• Security Guards	\$20,042 - \$32,441	• Cooks, Institution & Cafeteria	\$20,658 - \$30,134	• First-Line Managers of Construction Trades & Extraction Workers	\$41,785 - \$69,676
• Food Preparation Workers	\$17,036 - \$21,392	• Cement Masons & Concrete Finishers	\$25,553 - \$38,616	• First-Line Managers of Food Preparation & Serving Workers	\$20,558 - \$36,902
• Bill & Account Collectors	\$22,103 - \$32,715	• Painters, Construction & Maintenance	\$26,973 - \$37,104	• Correctional Officers & Jailers	\$31,651 - \$49,574
• Counter & Rental Clerks	\$16,566 - \$25,411	• Drywall & Ceiling Tile Installers	\$21,690 - \$39,906	• First-Line Managers of Office & Administrative Support Workers	\$29,968 - \$57,763
• Protective Service Workers, All Other	\$18,214 - \$28,020	• Operating Engineers & Other Construction Equipment Operators	\$33,174 - \$45,386	• Claims Adjusters, Examiners, & Investigators	\$36,596 - \$70,499
• Child Care Workers	\$17,536 - \$23,470	• Roofers	\$23,780 - \$34,768	• Coaches & Scouts	\$17,798 - \$40,615

**Short-Term Training:** Short demonstration or up to 1 month work experience/instruction

**Moderate-Term Training:** 1-12 months combined work experience/informal training

**Long-Term Training:** 12 plus months training or combined work experience/formal classroom instruction

### Start Using This Information

Are you:

- Trying to decide what kind of job or career you would like?
- Considering a change in your current career direction?
- Interested in exploring further education or training but need a goal in mind?

Then the labor market information in this brochure could be helpful to you!

There are two Colorado Careers brochures:

- Jobs Requiring Higher Education
- Jobs Requiring On-The-Job Training

Each brochure is divided into levels of education and training required for entry-level employment in the listed occupations. You will want to begin your career decision making process by evaluating your interests, skills, and experience. Next, you will want to consider the number of job opportunities likely to be available to you. That's where this brochure can help.

First, review the lists of growing occupations as you narrow down your potential job choices. Secondly, look at the wage figures. This information comes directly from Colorado businesses in the geographic locations specified on your brochure. Wage information is important because your wages will determine your lifestyle. Notice that increased education and training can strongly affect wages.