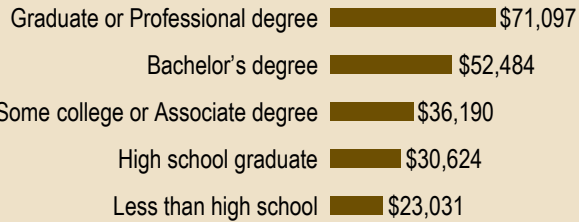


Education Pays

Education and training can benefit workers in their careers. Typically, more education results in higher weekly earnings and lower unemployment rates.

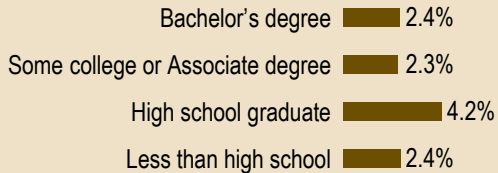
2017 Median Annual Earnings in Colorado



Based on Population 25 years and over with earnings

Source: U.S. Census Bureau, 2017 American Community Survey
1-Year Estimates

Unemployment Rates in Colorado



Based on Population 25 years and over

Source: Bureau of Labor Statistics Current Population Survey
October 2017 - September 2018

Colorado Labor Market Information

Labor Market Information (LMI) in the Colorado Department of Labor and Employment collects and analyzes information about labor market trends throughout Colorado. Data are presented in a variety of ways: industry employment and wages, current and projected industry and occupation levels, occupation wages, and labor force employment and wages. LMI conducts various research projects and assists workforce centers and others with customized regional information requests.

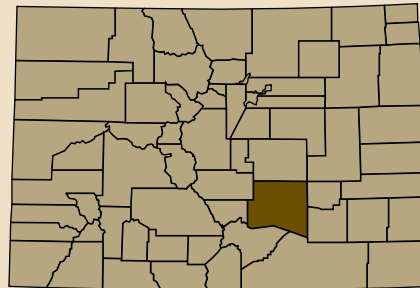
For Further Information
www.colmigateway.com

For Further Training
www.collegeincolorado.org

For Job Opportunities
www.connectingcolorado.com

Local Workforce Centers

To find your local workforce center
(303) 318-8850
www.colorado.gov/pacific/cdle/node/21591



On-The-Job Training

Colorado Careers

Know what jobs are expected to have the most openings.



Pueblo

Based on Occupation Projections through 2027

On-The-Job Training

Short-Term Training	Wage Range	Moderate-Term Training	Wage Range	Long-Term Training	Wage Range
• Personal Care Aides	\$19,915 - \$21,879	• Maintenance & Repair Workers	\$22,574 - \$45,440	• Bus & Truck Mechanics & Diesel Engine Specialists	\$41,107 - \$65,010
• Home Health Aides	\$19,870 - \$25,746	• Operating Engineers & Other Construction Equipment Operators	\$31,063 - \$50,750	• Mobile Heavy Equipment Mechanics	\$38,861 - \$49,717
• Customer Service Representatives	\$22,584 - \$34,575	• Sales Representatives, Services	\$26,138 - \$72,344	• Industrial Machinery Mechanics	\$41,855 - \$67,887
• Stock Clerks & Order Fillers	\$19,756 - \$33,375	• Pharmacy Technicians	\$25,330 - \$37,128	• Opticians, Dispensing	\$22,890 - \$35,274
• First-Line Supervisors of Retail Sales Workers	\$31,761 - \$59,739	• Welders, Cutters, Solderers, & Brazers	\$31,334 - \$50,114	• Machinists	\$32,637 - \$48,476
• Receptionists & Information Clerks	\$23,125 - \$33,684	• Medical Secretaries	\$26,469 - \$40,759	• Automotive Body & Related Repairers	\$28,771 - \$49,425
• First-Line Supervisors of Food Preparation & Serving Workers	\$23,115 - \$40,903	• Police & Sheriff's Patrol Officers	\$52,099 - \$77,307	• Maintenance Workers, Machinery	\$29,174 - \$44,689
• Light Truck or Delivery Services Drivers	\$21,433 - \$42,088	• Sales Representatives, Wholesale & Manufacturing	\$22,247 - \$80,349	• Electrical Power-Line Installers & Repairers	\$71,767 - \$83,139
• Office Clerks	\$20,897 - \$41,509	• Court, Municipal, & License Clerks	\$27,598 - \$42,634	• Photographers	\$21,268 - \$46,908
• Childcare Workers	\$19,893 - \$26,293	• Billing & Posting Clerks	\$31,447 - \$48,002		
• First-Line Supervisors of Non-Retail Sales Workers	\$25,051 - \$52,225	• Paving, Surfacing, & Tamping Equipment Operators	\$34,112 - \$48,128		
• Bus Drivers, School or Special Client	\$21,135 - \$29,685	• Eligibility Interviewers, Government Programs	\$38,612 - \$45,615		
• First-Line Supervisors of Mechanics, Installers, & Repairers	\$49,709 - \$80,399	• Construction & Building Inspectors	\$32,865 - \$67,456		
• Hotel, Motel, & Resort Desk Clerks	\$19,306 - \$23,831	• Police, Fire, & Ambulance Dispatchers	\$34,994 - \$47,194		
• Information & Record Clerks	\$28,741 - \$44,098	• Septic Tank Servicers & Sewer Pipe Cleaners	\$29,976 - \$42,718		

Short-Term Training: Short demonstration or up to 1 month work experience/instruction

Moderate-Term Training: 1-12 months combined work experience/informal training

Long-Term Training: 12 plus months training or combined work experience/formal classroom instruction

Start Using This Information

Are you:

- Trying to decide what kind of job or career you would like?
- Considering a change in your current career direction?
- Interested in exploring further education or training but need a goal in mind?

Then the labor market information in this brochure could be helpful to you! There are two Colorado Careers brochures:

- Jobs Requiring Higher Education
- Jobs Requiring On-The-Job Training

Each brochure is divided into levels of education and training required for entry-level employment in the listed occupations. You will want to begin your career decision making process by evaluating your interests, skills, and experience. Next, you will want to consider the number of job opportunities likely to be available to you. Each list includes the occupations with the largest projected change in employment. That's where this brochure can help.

First, review the lists of growing occupations as you narrow down your potential job choices. Second, look at the wage figures. This information comes directly from Colorado businesses in the geographic locations specified on your brochure. Wage information is important because your wages can determine your lifestyle. Notice that increased education and training can strongly affect wages.

*Labor Market Information
Colorado Department of Labor and Employment*

Source: 2017 Occupational Employment Statistics