



Education Pays


Education and training can benefit workers in their careers. Typically, more education results in higher weekly earnings and lower unemployment rates.

2014 Median Annual Earnings in Colorado

Graduate or Professional degree  \$63,105

Bachelor's degree  \$48,120

Some college or Associate degree  \$34,718

High school graduate  \$29,691

Less than high school  \$21,047

Based on Population 25 years and over with earnings


Source: U.S. Census Bureau, 2015 American Community Survey

Unemployment Rates in Colorado

Bachelor's degree  2.2%

Some college or Associate degree  3.9%

High school graduate  4.9%

Less than high school  6.0%

Based on Population 25 years and over

Source: Bureau of Labor Statistics Current Population Survey
November 2014 - October 2015

Colorado Labor Market Information

Labor Market Information (LMI) in the Colorado Department of Labor and Employment collects and analyzes information about labor market trends throughout Colorado. Data are presented in a variety of ways: industry employment and wages, current and projected industry and occupation levels, occupation wages, and labor force employment and wages. LMI conducts various research projects and assists workforce centers and others with customized regional information requests.

For Further Information
www.colmigateway.com

For Further Training
www.collegeincolorado.org

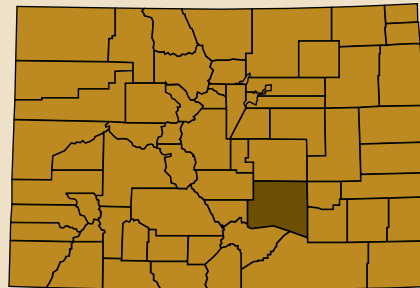
For Job Opportunities
www.connectingcolorado.com

Local Workforce Centers

To find your local workforce center

(303) 318-8850

www.coworkforce.com/EMP/WFCs.asp



On-The-Job Training

Colorado Careers

*Know what jobs are expected
to have the most openings.*



Pueblo

*Based on Occupation
Projections through 2024*

On-The-Job Training

Short-Term Training	Wage Range	Moderate-Term Training	Wage Range	Long-Term Training	Wage Range
• Retail Salespersons	\$18,042 - \$31,359	• Medical Secretaries	\$20,595 - \$34,628	• Maintenance & Repair Workers	\$20,579 - \$39,445
• Customer Service Representatives	\$20,327 - \$29,096	• Cooks, Restaurant	\$17,909 - \$21,770	• Machinists	\$26,572 - \$40,651
• Home Health Aides	\$17,718 - \$21,382	• Pharmacy Technicians	\$26,044 - \$32,982	• Industrial Machinery Mechanics	\$37,014 - \$63,551
• Combined Food Preparation & Serving Workers, Including Fast Food	\$17,836 - \$18,991	• Business Operations Specialists	\$39,807 - \$76,257	• Automotive Service Technicians & Mechanics	\$23,321 - \$44,241
• Secretaries & Administrative Assistants	\$21,340 - \$37,167	• Bookkeeping, Accounting, & Auditing Clerks	\$22,371 - \$38,177	• Mobile Heavy Equipment Mechanics	\$35,845 - \$48,030
• Personal Care Aides	\$17,800 - \$18,786	• Operating Engineers & Other Construction Equipment Operators	\$33,780 - \$50,290	• Bus & Truck Mechanics & Diesel Engine Specialists	\$29,033 - \$48,635
• Cashiers	\$17,989 - \$23,529	• Structural Metal Fabricators & Fitters	\$27,783 - \$39,226	• Opticians, Dispensing	\$18,187 - \$29,041
• Construction Laborers	\$20,505 - \$32,806	• Inspectors, Testers, Sorters, Samplers, & Weighers	\$24,935 - \$45,912	• Purchasing Agents	\$36,389 - \$66,355
• Receptionists & Information Clerks	\$20,917 - \$31,120	• Cement Masons & Concrete Finishers	\$24,026 - \$39,484	• Bakers	\$21,415 - \$28,443
• Interviewers	\$18,198 - \$23,350	• Painters, Construction & Maintenance	\$25,625 - \$41,842	• Real Estate Sales Agents	\$27,649 - \$43,007
• Janitors & Cleaners	\$18,550 - \$28,213	• Health Technologists & Technicians	\$25,547 - \$46,379	• Water & Wastewater Treatment Plant & System Operators	\$34,990 - \$55,543
• Business Operations Specialists	\$39,807 - \$76,257	• Crane & Tower Operators	\$40,322 - \$51,851	• Claims Adjusters, Examiners, & Investigators	\$56,593 - \$74,930
• First-Line Supervisors of Retail Sales Workers	\$26,883 - \$46,541	• Parts Salespersons	\$21,130 - \$35,641	• Photographers	\$18,460 - \$30,310
• Office Clerks	\$19,415 - \$41,444	• Insurance Sales Agents	\$23,331 - \$66,756		
• First-Line Supervisors of Office & Administrative Support Workers	\$31,751 - \$52,482	• Correctional Officers & Jailers	\$32,957 - \$48,581		

Short-Term Training: Short demonstration or up to 1 month work experience/instruction

Moderate-Term Training: 1-12 months combined work experience/informal training

Long-Term Training: 12 plus months training or combined work experience/formal classroom instruction

Start Using This Information

Are you:

- Trying to decide what kind of job or career you would like?
- Considering a change in your current career direction?
- Interested in exploring further education or training but need a goal in mind?

Then the labor market information in this brochure could be helpful to you!

There are two Colorado Careers brochures:

- Jobs Requiring Higher Education
- Jobs Requiring On-The-Job Training

Each brochure is divided into levels of education and training required for entry-level employment in the listed occupations. You will want to begin your career decision making process by evaluating your interests, skills, and experience. Next, you will want to consider the number of job opportunities likely to be available to you. That's where this brochure can help.

First, review the lists of growing occupations as you narrow down your potential job choices. Second, look at the wage figures. This information comes directly from Colorado businesses in the geographic locations specified on your brochure. Wage information is important because your wages can determine your lifestyle. Notice that increased education and training can strongly affect wages.