



## Education Pays


Education and training can benefit workers in their careers. Typically, more education results in higher weekly earnings and lower unemployment rates.


### 2014 Median Annual Earnings in Colorado

Graduate or Professional degree  \$63,105

Bachelor's degree  \$48,120

Some college or Associate degree  \$34,718


High school graduate  \$29,691

Less than high school  \$21,047


Based on Population 25 years and over with earnings


Source: U.S. Census Bureau, 2015 American Community Survey

### Unemployment Rates in Colorado

Bachelor's degree  2.2%

Some college or Associate degree  3.9%

High school graduate  4.9%

Less than high school  6.0%

Based on Population 25 years and over

Source: Bureau of Labor Statistics Current Population Survey  
November 2014 - October 2015

## Colorado Labor Market Information

**Labor Market Information (LMI)** in the Colorado Department of Labor and Employment collects and analyzes information about labor market trends throughout Colorado. Data are presented in a variety of ways: industry employment and wages, current and projected industry and occupation levels, occupation wages, and labor force employment and wages. LMI conducts various research projects and assists workforce centers and others with customized regional information requests.

For Further Information  
[www.colmigateway.com](http://www.colmigateway.com)

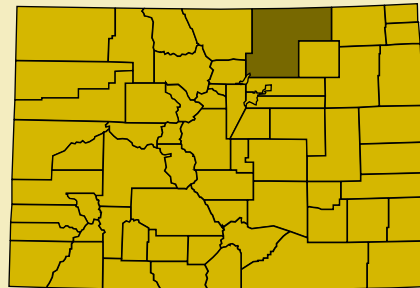
For Further Training  
[www.collegeincolorado.org](http://www.collegeincolorado.org)

For Job Opportunities  
[www.connectingcolorado.com](http://www.connectingcolorado.com)

### Local Workforce Centers

To find your local workforce center  
(303) 318-8850

[www.coworkforce.com/EMP/WFCs.asp](http://www.coworkforce.com/EMP/WFCs.asp)



## On-The-Job Training

# Colorado Careers

*Know what jobs are expected  
to have the most openings.*



## Greeley

*Based on Occupation  
Projections through 2024*

## On-The-Job Training

Short-Term Training	Wage Range	Moderate-Term Training	Wage Range	Long-Term Training	Wage Range
• Combined Food Preparation & Serving Workers	\$17,797 - \$19,265	• Service Unit Operators, Oil, Gas, & Mining	\$32,020 - \$49,924	• Industrial Machinery Mechanics	\$34,652 - \$66,410
• Customer Service Representatives	\$21,165 - \$28,261	• Roustabouts, Oil & Gas	\$28,874 - \$45,156	• Automotive Service Technicians & Mechanics	\$23,561 - \$45,838
• Secretaries & Administrative Assistants	\$23,946 - \$37,810	• Welders, Cutters, Solderers, & Brazers	\$32,590 - \$50,492	• Maintenance & Repair Workers	\$27,162 - \$47,027
• Construction Laborers	\$24,382 - \$34,666	• Operating Engineers & Other Construction Equipment Operators	\$33,590 - \$49,885	• Machinists	\$29,352 - \$50,390
• Retail Salespersons	\$18,596 - \$35,303	• Bookkeeping, Accounting, & Auditing Clerks	\$24,069 - \$42,236	• Butchers & Meat Cutters	\$25,938 - \$32,209
• Laborers & Freight, Stock, & Material Movers	\$19,595 - \$32,121	• Sales Representatives, Wholesale & Manufacturing	\$34,745 - \$86,747	• Bus & Truck Mechanics & Diesel Engine Specialists	\$28,005 - \$44,288
• Landscaping & Groundskeeping Workers	\$18,968 - \$30,377	• Cooks, Restaurant	\$18,013 - \$22,496	• Electrical Power-Line Installers & Repairers	\$28,176 - \$63,718
• Cashiers	\$17,910 - \$23,339	• Cement Masons & Concrete Finishers	\$33,190 - \$40,009	• Mobile Heavy Equipment Mechanics	\$28,455 - \$47,846
• Waiters & Waitresses	\$17,895 - \$19,328	• Business Operations Specialists	\$38,692 - \$82,189	• Purchasing Agents	\$34,863 - \$61,773
• Janitors & Cleaners	\$19,673 - \$28,912	• Painters, Construction & Maintenance	\$28,056 - \$38,405	• Farm Equipment Mechanics & Service Technicians	\$31,466 - \$45,551
• Office Clerks, General	\$19,685 - \$40,388	• Police & Sheriff's Patrol Officers	\$43,351 - \$61,150	• Water & Wastewater Treatment Plant & System Operators	\$34,824 - \$55,699
• Farmworkers & Laborers, Crop, Nursery, & Greenhouse	\$17,676 - \$21,638	• Hosts & Hostesses, Restaurant, Lounge, & Coffee Shop	\$17,866 - \$20,808	• Opticians, Dispensing	\$21,959 - \$32,869
• Business Operations Specialists	\$38,692 - \$82,189	• Roofers	\$28,990 - \$41,435	• Tool & Die Makers	\$40,162 - \$63,322
• Light Truck or Delivery Services Drivers	\$24,272 - \$41,963	• Parts Salespersons	\$19,733 - \$35,907	• Jewelers & Precious Stone & Metal Workers	\$33,263 - \$65,904
• Bartenders	\$17,827 - \$19,308	• Inspectors, Testers, Sorters, Samplers, & Weighers	\$27,006 - \$56,010	• Power Plant Operators	\$44,187 - \$49,907

**Short-Term Training:** Short demonstration or up to 1 month work experience/instruction

**Moderate-Term Training:** 1-12 months combined work experience/informal training

**Long-Term Training:** 12 plus months training or combined work experience/formal classroom instruction

### Start Using This Information

Are you:

- Trying to decide what kind of job or career you would like?
- Considering a change in your current career direction?
- Interested in exploring further education or training but need a goal in mind?

Then the labor market information in this brochure could be helpful to you!

There are two Colorado Careers brochures:

- Jobs Requiring Higher Education
- Jobs Requiring On-The-Job Training

Each brochure is divided into levels of education and training required for entry-level employment in the listed occupations. You will want to begin your career decision making process by evaluating your interests, skills, and experience. Next, you will want to consider the number of job opportunities likely to be available to you. That's where this brochure can help.

First, review the lists of growing occupations as you narrow down your potential job choices. Second, look at the wage figures. This information comes directly from Colorado businesses in the geographic locations specified on your brochure. Wage information is important because your wages can determine your lifestyle. Notice that increased education and training can strongly affect wages.