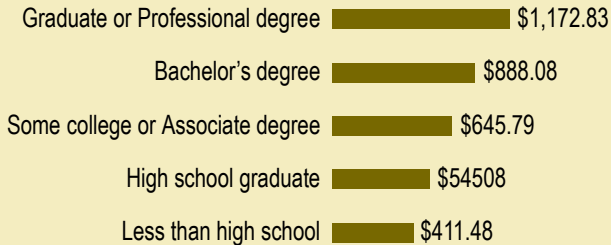


## Education Pays


Education and training can benefit workers in their careers. Typically, the more education, the higher the weekly earnings and the lower the unemployment rate.

### Median Weekly Earnings in Colorado



Based on Population 25 years and over with earnings

### Unemployment Rates in Colorado



Based on Population 25 to 64 years

Source: U.S. Census Bureau,  
2011 American Community Survey

## Colorado Labor Market Information

**Labor Market Information (LMI)** in the Colorado Department of Labor and Employment collects and analyzes information about labor market trends throughout Colorado. Data are presented in a variety of ways: industry employment and wages, current and projected industry and occupation levels, occupation wages, and labor force employment and wages. LMI conducts various research projects and assists workforce centers and others with customized regional information requests.

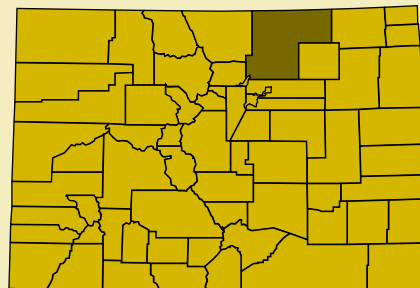
For Further Information  
[www.colmigateway](http://www.colmigateway)

For Further Training  
[www.e-colorado.org](http://www.e-colorado.org)

For Job Opportunities  
[www.connectingcolorado.com](http://www.connectingcolorado.com)

### Local Workforce Centers

To find your local workforce center  
(303) 318-8850  
[www.coworkforce.com/EMP/WFCs.asp](http://www.coworkforce.com/EMP/WFCs.asp)



## On-The-Job Training

# Colorado Careers

*Know what jobs are expected  
to have the most openings.*



## Greeley

*Based on Occupation  
Projections through 2021*



## On-The-Job Training

Short-Term Training	Wage Range	Moderate-Term Training	Wage Range	Long-Term Training	Wage Range
• Combined Food Preparation & Serving Workers, Including Fast Food	\$17,201 - \$18,904	• Service Unit Operators, Oil, Gas, & Mining	\$27,813 - \$40,408	• First-Line Supervisors of Construction Trades & Extraction Workers	\$45,351 - \$80,463
• Heavy & Tractor-Trailer Truck Drivers	\$29,443 - \$44,331	• Roustabouts, Oil & Gas	\$26,523 - \$39,191	• Business Operations Specialists	\$29,065 - \$73,256
• Waiters & Waitresses	\$17,244 - \$20,235	• Cooks, Restaurant	\$18,256 - \$23,481	• Industrial Machinery Mechanics	\$30,052 - \$49,812
• Construction Laborers	\$23,954 - \$34,209	• Bookkeeping, Accounting, & Auditing Clerks	\$22,280 - \$40,767	• Bus and Truck Mechanics & Diesel Engine Specialists	\$30,372 - \$46,543
• Cashiers	\$17,238 - \$20,220	• Wellhead Pumpers	\$41,628 - \$53,125	• Purchasing Agents	\$36,686 - \$70,940
• Laborers & Freight, Stock, & Material Movers	\$18,204 - \$29,839	• Sales Representatives, Wholesale & Manufacturing	\$26,945 - \$77,859	• Bakers	\$17,390 - \$26,970
• Farmworkers and Laborers, Crop, Nursery, & Greenhouse	\$17,197 - \$19,715	• Operating Engineers & Other Construction Equipment Operators	\$32,230 - \$42,637	• Mobile Heavy Equipment Mechanics	\$32,305 - \$49,383
• Customer Service Representatives	\$19,359 - \$37,176	• Executive Secretaries & Executive Administrative Assistants	\$33,100 - \$54,346	• Coaches and Scouts	\$17,306 - \$35,861
• Retail Salespersons	\$17,552 - \$32,459	• Welders, Cutters, Solderers, & Brazers	\$30,374 - \$41,510	• Water & Wastewater Treatment Plant & System Operators	\$35,986 - \$64,474
• Secretaries & Administrative Assistants	\$22,349 - \$35,556	• Construction & Building Inspectors	\$45,649 - \$66,747	• Automotive Service Technicians & Mechanics	\$24,789 - \$49,983
• Sales Representatives, Services	\$17,428 - \$75,433	• Maintenance & Repair Workers	\$22,518 - \$46,179	• Farm Equipment Mechanics & Service Technicians	\$32,717 - \$44,969
• Teacher Assistants	\$19,778 - \$25,263	• First-Line Supervisors of Office & Administrative Support Workers	\$35,882 - \$66,181	• First-Line Supervisors of Non-Retail Sales Workers	\$44,733 - \$78,182
• Landscaping & Groundskeeping Workers	\$19,032 - \$30,735	• First-Line Supervisors of Transportation & Material-Moving Machine & Vehicle Operators	\$32,690 - \$72,459	• Electrical Power-Line Installers & Repairers	\$39,886 - \$78,088
• Janitors & Cleaners	\$17,698 - \$27,622	• Managers	\$59,579 - \$108,072	• Wholesale & Retail Buyers	\$31,131 - \$74,181
• Office Clerks, General	\$18,793 - \$33,028	• Insurance Sales Agents	\$30,704 - \$59,675	• Real Estate Sales Agents	\$25,060 - \$50,801

**Short-Term Training:** Short demonstration or up to 1 month work experience/instruction

**Moderate-Term Training:** 1-12 months combined work experience/informal training

**Long-Term Training:** 12 plus months training or combined work experience/formal classroom instruction

### Start Using This Information

Are you:

- Trying to decide what kind of job or career you would like?
- Considering a change in your current career direction?
- Interested in exploring further education or training but need a goal in mind?

Then the labor market information in this brochure could be helpful to you!

There are two Colorado Careers brochures:

- Jobs Requiring Higher Education
- Jobs Requiring On-The-Job Training

Each brochure is divided into levels of education and training required for entry-level employment in the listed occupations. You will want to begin your career decision making process by evaluating your interests, skills, and experience. Next, you will want to consider the number of job opportunities likely to be available to you. That's where this brochure can help.

First, review the lists of growing occupations as you narrow down your potential job choices. Secondly, look at the wage figures. This information comes directly from Colorado businesses in the geographic locations specified on your brochure. Wage information is important because your wages will determine your lifestyle. Notice that increased education and training can strongly affect wages.