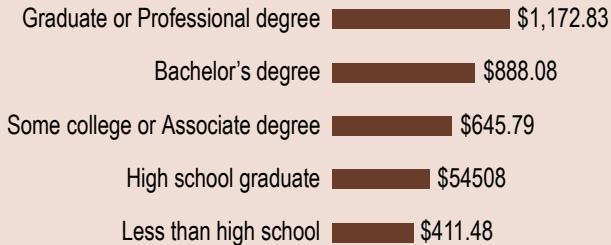


Education Pays


Education and training can benefit workers in their careers. Typically, the more education, the higher the weekly earnings and the lower the unemployment rate.

Median Weekly Earnings in Colorado



Based on Population 25 years and over with earnings

Unemployment Rates in Colorado



Based on Population 25 to 64 years

Source: U.S. Census Bureau,
2011 American Community Survey

Colorado Labor Market Information

Labor Market Information (LMI) in the Colorado Department of Labor and Employment collects and analyzes information about labor market trends throughout Colorado. Data are presented in a variety of ways: industry employment and wages, current and projected industry and occupation levels, occupation wages, and labor force employment and wages. LMI conducts various research projects and assists workforce centers and others with customized regional information requests.

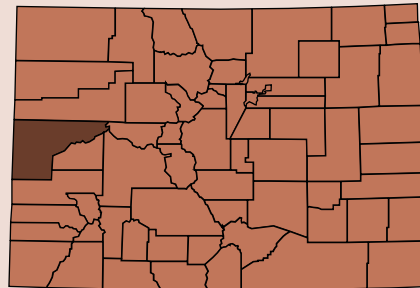
For Further Information
www.colmgateway.com

For Further Training
www.e-colorado.org

For Job Opportunities
www.connectingcolorado.com

Local Workforce Centers

To find your local workforce center
(303) 318-8850
www.coworkforce.com/EMP/WFCs.asp



On-The-Job Training

Colorado Careers

*Know what jobs are expected
to have the most openings.*



Grand Junction

*Based on Occupation
Projections through 2021*



On-The-Job Training

Grand Junction

| Short-Term Training | Wage Range | Moderate-Term Training | Wage Range | Long-Term Training | Wage Range |
|--|---------------------|---|----------------------|--|---------------------|
| • Combined Food Preparation & Serving Workers, Including Fast Food | \$17,250 - \$20,304 | • Cooks, Restaurant | \$17,980 - \$26,135 | • Business Operations Specialists | \$37,811 - \$85,484 |
| • Waiters & Waitresses | \$17,262 - \$22,797 | • Bookkeeping, Accounting, & Auditing Clerks | \$22,648 - \$42,342 | • First-Line Supervisors of Construction Trades & Extraction Workers | \$44,868 - \$77,174 |
| • Home Health Aides | \$17,532 - \$24,891 | • Sales Representatives, Wholesale & Manufacturing | \$30,848 - \$84,507 | • Coaches & Scouts | \$17,653 - \$40,403 |
| • Customer Service Representatives | \$22,569 - \$39,428 | • First-Line Supervisors of Food Preparation & Serving Workers | \$23,613 - \$41,338 | • Industrial Machinery Mechanics | \$34,160 - \$56,326 |
| • Personal Care Aides | \$17,257 - \$21,736 | • Executive Secretaries & Executive Administrative Assistants | \$35,203 - \$57,101 | • Purchasing Agents | \$40,909 - \$78,714 |
| • Retail Salespersons | \$17,444 - \$32,311 | • Medical Secretaries | \$24,914 - \$37,921 | • Real Estate Sales Agents | \$23,708 - \$72,459 |
| • Landscaping & Groundskeeping Workers | \$19,648 - \$31,156 | • Service Unit Operators, Oil, Gas, & Mining | \$29,398 - \$57,378 | • Mobile Heavy Equipment Mechanics | \$37,415 - \$54,507 |
| • Janitors & Cleaners | \$17,235 - \$27,765 | • Roustabouts, Oil and Gas | \$27,157 - \$42,246 | • First-Line Supervisors of Non-Retail Sales Workers | \$42,721 - \$93,785 |
| • Cashiers | \$17,280 - \$23,204 | • First-Line Supervisors of Office & Administrative Support Workers | \$35,356 - \$64,091 | • Bus & Truck Mechanics & Diesel Engine Specialists | \$32,706 - \$52,160 |
| • Receptionists & Information Clerks | \$19,583 - \$32,465 | • Maintenance & Repair Workers, General | \$23,867 - \$44,215 | • Photographers | \$20,455 - \$47,915 |
| • Office Clerks, General | \$20,569 - \$36,810 | • Medical Assistants | \$25,216 - \$36,368 | • Automotive Service Technicians & Mechanics | \$25,324 - \$49,390 |
| • Teacher Assistants | \$20,649 - \$30,472 | • Insurance Sales Agents | \$29,293 - \$73,306 | • Water & Wastewater Treatment Plant & System Operators | \$32,723 - \$58,284 |
| • Security Guards | \$18,869 - \$32,922 | • Managers | \$68,002 - \$121,797 | • Umpires, Referees, & Other Sports Officials | \$17,079 - \$34,301 |
| • Secretaries & Administrative Assistants | \$23,642 - \$39,603 | • Hosts & Hostesses, Restaurant, Lounge, & Coffee Shop | \$17,217 - \$20,596 | • Bakers | \$17,931 - \$29,061 |
| • Childcare Workers | \$17,473 - \$28,020 | • Self-Enrichment Education Teachers | \$22,601 - \$51,771 | • Electrical Power-Line Installers & Repairers | \$46,733 - \$73,207 |

Short-Term Training: Short demonstration or up to 1 month work experience/instruction

Moderate-Term Training: 1-12 months combined work experience/informal training

Long-Term Training: 12 plus months training or combined work experience/formal classroom instruction

Start Using This Information

Are you:

- Trying to decide what kind of job or career you would like?
- Considering a change in your current career direction?
- Interested in exploring further education or training but need a goal in mind?

Then the labor market information in this brochure could be helpful to you!

There are two Colorado Careers brochures:

- Jobs Requiring Higher Education
- Jobs Requiring On-The-Job Training

Each brochure is divided into levels of education and training required for entry-level employment in the listed occupations. You will want to begin your career decision making process by evaluating your interests, skills, and experience. Next, you will want to consider the number of job opportunities likely to be available to you. That's where this brochure can help.

First, review the lists of growing occupations as you narrow down your potential job choices. Secondly, look at the wage figures. This information comes directly from Colorado businesses in the geographic locations specified on your brochure. Wage information is important because your wages will determine your lifestyle. Notice that increased education and training can strongly affect wages.