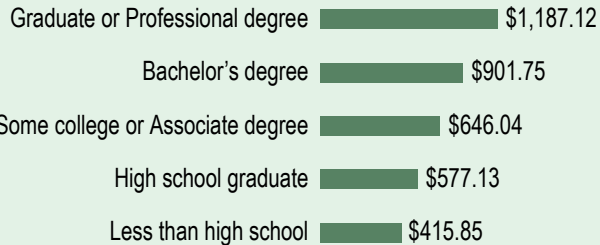


Education Pays

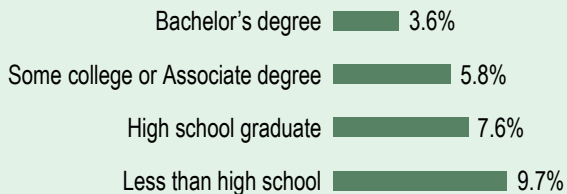
Education and training can benefit workers in their careers. Typically, more education results in higher weekly earnings and lower unemployment rates.

Median Weekly Earnings in Colorado



Based on population age 25 years and over with earnings

Unemployment Rates in Colorado



Based on population age 25 to 64 years

Source: U.S. Census Bureau,
2013 American Community Survey

Colorado Labor Market Information

Labor Market Information (LMI) in the Colorado Department of Labor and Employment collects and analyzes information about labor market trends throughout Colorado. Data are presented in a variety of ways: industry employment and wages, current and projected industry and occupation levels, occupation wages, and labor force employment and wages. LMI conducts various research projects and assists workforce centers and others with customized regional information requests.

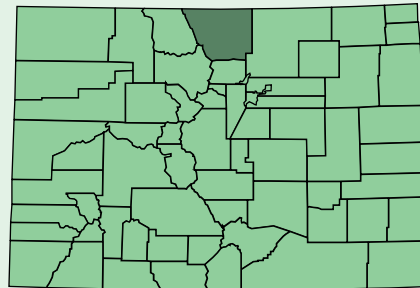
For Further Information
www.colmigateway.com

For Further Training
www.collegeincolorado.org

For Job Opportunities
www.connectingcolorado.com

Local Workforce Centers

To find your local workforce center
(303) 318-8850
www.coworkforce.com/EMP/WFCs.asp



On-The-Job Training

Colorado Careers

*Know what jobs are expected
to have the most openings.*



Ft. Collins - Loveland

*Based on Occupation
Projections through 2022*

On-The-Job Training

Ft. Collins - Loveland

Short-Term Training	Wage Range	Moderate-Term Training	Wage Range	Long-Term Training	Wage Range
• Secretaries & Administrative Assistants	\$23,629 - \$37,820	• Bookkeeping, Accounting, & Auditing Clerks	\$22,669 - \$40,981	• Maintenance & Repair Workers, General	\$22,887 - \$42,243
• Retail Salespersons	\$17,497 - \$29,297	• Business Operations Specialists	\$35,198 - \$87,138	• Automotive Service Technicians & Mechanics	\$27,865 - \$51,304
• Combined Food Preparation & Serving Workers, Including Fast Food	\$17,466 - \$21,056	• Cooks, Restaurant	\$18,265 - \$25,709	• Industrial Machinery Mechanics	\$36,804 - \$57,210
• Customer Service Representatives	\$21,129 - \$35,387	• Sales Representatives, Wholesale & Manufacturing	\$28,112 - \$69,808	• Machinists	\$24,836 - \$45,297
• Janitors & Cleaners	\$19,240 - \$26,809	• Cement Masons & Concrete Finishers	\$26,374 - \$42,376	• Real Estate Sales Agents	\$26,590 - \$72,956
• Landscaping & Groundskeeping Workers	\$18,846 - \$29,892	• Painters, Construction & Maintenance	\$19,567 - \$40,389	• Purchasing Agents	\$43,052 - \$80,405
• Cashiers	\$17,540 - \$21,743	• Medical Secretaries	\$26,771 - \$41,357	• Photographers	\$17,547 - \$25,535
• Business Operations Specialists	\$35,198 - \$87,138	• Welders, Cutters, Solderers, & Brazers	\$29,999 - \$52,847	• Bakers	\$18,886 - \$25,031
• Construction Laborers	\$24,906 - \$40,785	• Packaging & Filling Machine Operators & Tenders	\$21,606 - \$38,450	• Wholesale & Retail Buyers	\$30,950 - \$60,374
• Waiters & Waitresses	\$17,398 - \$19,449	• Cabinetmakers & Bench Carpenters	\$21,173 - \$36,133	• Electrical Power-Line Installers & Repairers	\$30,522 - \$68,182
• Personal Care Aides	\$17,254 - \$22,577	• Drywall & Ceiling Tile Installers	\$29,204 - \$39,011	• Bus & Truck Mechanics & Diesel Engine Specialists	\$31,410 - \$49,094
• Telemarketers	\$20,827 - \$23,877	• Computer-Controlled Machine Tool Operators, Metal & Plastic	\$30,082 - \$46,746	• Water & Wastewater Treatment Plant & System Operators	\$41,865 - \$60,323
• Laborers & Freight, Stock, & Material Movers, Hand	\$19,062 - \$30,416	• Operating Engineers & Other Construction Equipment Operators	\$33,576 - \$47,687	• Mobile Heavy Equipment Mechanics	\$35,922 - \$54,310
• Office Clerks, General	\$20,196 - \$37,292	• Team Assemblers	\$22,575 - \$33,708	• Opticians, Dispensing	\$24,369 - \$36,264
• Sales Representatives, Services	\$28,906 - \$79,354	• Hosts & Hostesses, Restaurant, Lounge, & Coffee Shop	\$17,367 - \$19,621	• Locksmiths & Safe Repairers	\$18,427 - \$35,918

Short-Term Training: Short demonstration or up to 1 month work experience/instruction

Moderate-Term Training: 1-12 months combined work experience/informal training

Long-Term Training: 12 plus months training or combined work experience/formal classroom instruction

Start Using This Information

Are you:

- Trying to decide what kind of job or career you would like?
- Considering a change in your current career direction?
- Interested in exploring further education or training but need a goal in mind?

Then the labor market information in this brochure could be helpful to you!

There are two Colorado Careers brochures:

- Jobs Requiring Higher Education
- Jobs Requiring On-The-Job Training

Each brochure is divided into levels of education and training required for entry-level employment in the listed occupations. You will want to begin your career decision making process by evaluating your interests, skills, and experience. Next, you will want to consider the number of job opportunities likely to be available to you. That's where this brochure can help.

First, review the lists of growing occupations as you narrow down your potential job choices. Second, look at the wage figures. This information comes directly from Colorado businesses in the geographic locations specified on your brochure. Wage information is important because your wages can determine your lifestyle. Notice that increased education and training can strongly affect wages.

Labor Market Information
Colorado Department of Labor and Employment