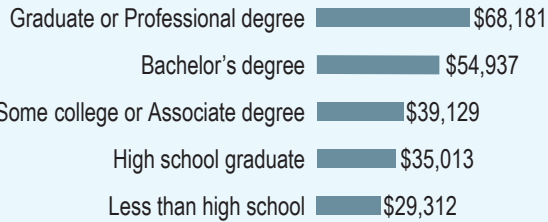


Education Pays

Education and training can benefit workers in their careers. Typically, more education results in higher weekly earnings and lower unemployment rates.

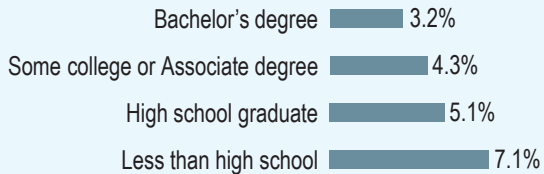
2018 Median Annual Earnings in Colorado



Based on Population 25 years and over with earnings

Source: U.S. Census Bureau, 2018 American Community Survey
1-Year Estimates

Unemployment Rates in Colorado



Based on Population 25 years and over

Source: Bureau of Labor Statistics Current Population Survey
July 2019 - June 2020

Colorado Labor Market Information

Labor Market Information (LMI) in the Colorado Department of Labor and Employment collects and analyzes information about labor market trends throughout Colorado. Data are presented in a variety of ways: industry employment and wages, current and projected industry and occupation levels, occupation wages, and labor force employment and wages. LMI conducts various research projects and assists workforce centers and others with customized regional information requests.

For Further Information
colmigateway.com

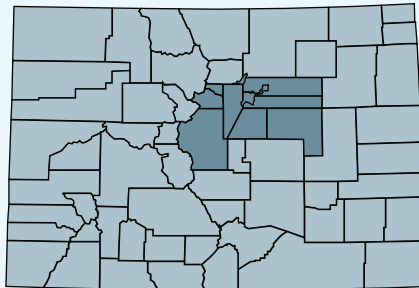
For Further Training
mycoloradojourney.com

For Job Opportunities
connectingcolorado.com

Local Workforce Centers

To find your local workforce center
(303) 318-8850

colorado.gov/pacific/cdle/node/21591



On-The-Job Training

Colorado Careers

*Know what jobs are expected
to have the most openings.*



Denver Metro

*Based on Occupation
Projections through 2029*



COLORADO
Department of
Labor and Employment
Office of Labor Market Information



07/2020

On-The-Job Training

Denver Metro

Short-Term Training	Wage Range	Moderate-Term Training	Wage Range	Long-Term Training	Wage Range
• Personal Care Aides	\$22,997 - \$28,918	• Sales Representatives, Services	\$34,687 - \$94,325	• Bus & Truck Mechanics & Diesel Engine Specialists	\$38,165 - \$61,279
• Home Health Aides	\$23,321 - \$29,136	• Sales Representatives, Wholesale & Manufacturing	\$41,296 - \$100,274	• Electrical Power-Line Installers & Repairers	\$58,295 - \$90,530
• Customer Service Representatives	\$26,571 - \$46,440	• Maintenance & Repair Workers	\$28,609 - \$49,700	• Industrial Machinery Mechanics	\$40,550 - \$66,411
• Light Truck or Delivery Services Drivers	\$25,669 - \$48,045	• Operating Engineers & Other Construction Equipment Operators	\$41,049 - \$58,365	• Mobile Heavy Equipment Mechanics	\$42,995 - \$59,287
• Stock Clerks & Order Fillers	\$24,105 - \$35,166	• Insurance Sales Agents	\$32,031 - \$82,511	• Telecommunications Line Installers & Repairers	\$35,557 - \$61,853
• Office Clerks	\$28,060 - \$49,973	• Billing & Posting Clerks	\$33,171 - \$48,357	• Photographers	\$25,951 - \$51,855
• Receptionists & Information Clerks	\$24,902 - \$37,838	• Flight Attendants	\$29,054 - \$56,224	• Automotive Body & Related Repairers	\$32,067 - \$62,167
• First-Line Supervisors of Office & Administrative Support Workers	\$42,671 - \$78,139	• Police & Sheriff's Patrol Officers	\$61,106 - \$87,723	• Machinists	\$34,271 - \$59,187
• Childcare Workers	\$22,761 - \$32,049	• Sales & Related Workers	\$27,372 - \$54,373	• Stationary Engineers & Boiler Operators	\$38,112 - \$66,211
• Shipping, Receiving, & Traffic Clerks	\$25,121 - \$40,215	• Packaging & Filling Machine Operators & Tenders	\$24,832 - \$41,543	• Opticians, Dispensing	\$33,883 - \$49,019
• First-Line Supervisors of Retail Sales Workers	\$31,905 - \$64,543	• Pharmacy Technicians	\$29,934 - \$41,676	• Claims Adjusters, Examiners, & Investigators	\$52,500 - \$87,714
• Security Guards	\$26,094 - \$40,820	• Paving, Surfacing, & Tamping Equipment Operators	\$36,911 - \$48,982	• Maintenance Workers, Machinery	\$33,807 - \$52,626
• Secretaries & Administrative Assistants	\$28,563 - \$47,116	• Bus Drivers, Transit & Intercity	\$33,145 - \$42,243	• Molders, Shapers, & Casters	\$34,458 - \$42,721
• Nonfarm Animal Caretakers	\$22,224 - \$31,353	• Installation, Maintenance, & Repair Workers	\$27,895 - \$44,452	• Rail Car Repairers	\$42,973 - \$75,280
• First-Line Supervisors of Food Preparation & Serving Workers	\$27,267 - \$48,103	• Surveying & Mapping Technicians	\$39,035 - \$62,238	• Gas Plant Operators	\$58,016 - \$77,616

Short-Term Training: Short demonstration or up to 1 month work experience/instruction

Moderate-Term Training: 1-12 months combined work experience/informal training

Long-Term Training: 12 plus months training or combined work experience/formal classroom instruction

Start Using This Information

Are you:

- Trying to decide what kind of job or career you would like?
- Considering a change in your current career direction?
- Interested in exploring further education or training but need a goal in mind?

Then the labor market information in this brochure could be helpful to you! There are two Colorado Careers brochures:

- Jobs Requiring Higher Education
- Jobs Requiring On-The-Job Training

Each brochure is divided into levels of education and training required for entry-level employment in the listed occupations. You will want to begin your career decision making process by evaluating your interests, skills, and experience. Next, you will want to consider the number of job opportunities likely to be available to you. Each list includes the occupations with the largest projected change in employment. That's where this brochure can help.

First, review the lists of growing occupations as you narrow down your potential job choices. Second, look at the wage figures. This information comes directly from Colorado businesses in the geographic locations specified on your brochure. Wage information is important because your wages can determine your lifestyle. Notice that increased education and training can strongly affect wages.

*Labor Market Information
Colorado Department of Labor and Employment*

Source: 2019 Occupational Employment Statistics