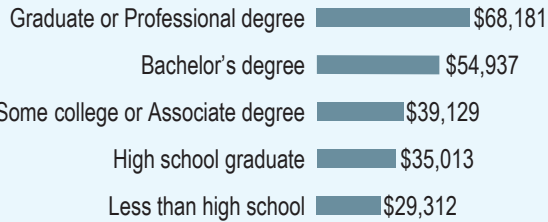


## Education Pays

Education and training can benefit workers in their careers. Typically, more education results in higher weekly earnings and lower unemployment rates.

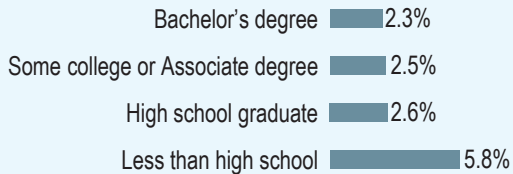
### 2018 Median Annual Earnings in Colorado



Based on Population 25 years and over with earnings

Source: U.S. Census Bureau, 2018 American Community Survey  
1-Year Estimates

### Unemployment Rates in Colorado



Based on Population 25 years and over

Source: Bureau of Labor Statistics Current Population Survey  
July 2018 - June 2019

## Colorado Labor Market Information

**Labor Market Information (LMI)** in the Colorado Department of Labor and Employment collects and analyzes information about labor market trends throughout Colorado. Data are presented in a variety of ways: industry employment and wages, current and projected industry and occupation levels, occupation wages, and labor force employment and wages. LMI conducts various research projects and assists workforce centers and others with customized regional information requests.

For Further Information  
[www.colmgateway.com](http://www.colmgateway.com)

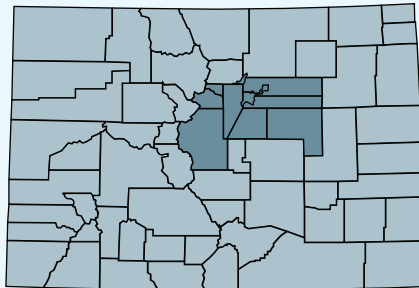
For Further Training  
[www.collegeincolorado.org](http://www.collegeincolorado.org)

For Job Opportunities  
[www.connectingcolorado.com](http://www.connectingcolorado.com)

### Local Workforce Centers

To find your local workforce center  
(303) 318-8850

[www.colorado.gov/pacific/cdle/node/21591](http://www.colorado.gov/pacific/cdle/node/21591)



## On-The-Job Training

# Colorado Careers

*Know what jobs are expected  
to have the most openings.*



## Denver Metro

*Based on Occupation  
Projections through 2028*



**COLORADO**  
Department of  
Labor and Employment  
Office of Labor Market Information



## On-The-Job Training

## Denver Metro

Short-Term Training	Wage Range	Moderate-Term Training	Wage Range	Long-Term Training	Wage Range
• Personal Care Aides	\$22,997 - \$28,918	• Sales Representatives	\$34,687 - \$94,325	• Bus & Truck Mechanics & Diesel Engine Specialists	\$38,165 - \$61,279
• Home Health Aides	\$23,321 - \$29,136	• Sales Representatives, Wholesale & Manufacturing	\$41,296 - \$100,274	• Electrical Power-Line Installers & Repairers	\$58,295 - \$90,530
• Customer Service Representatives	\$26,571 - \$46,440	• Maintenance & Repair Workers	\$28,609 - \$49,700	• Industrial Machinery Mechanics	\$40,550 - \$66,411
• Stock Clerks & Order Fillers	\$24,105 - \$35,166	• Operating Engineers & Other Construction Equipment Operators	\$41,049 - \$58,365	• Mobile Heavy Equipment Mechanics	\$42,995 - \$59,287
• Light Truck or Delivery Services Drivers	\$25,669 - \$48,045	• Insurance Sales Agents	\$32,031 - \$82,511	• Automotive Body & Related Repairers	\$32,067 - \$62,167
• Office Clerks	\$28,060 - \$49,973	• Flight Attendants	\$29,054 - \$56,224	• Telecommunications Line Installers & Repairers	\$35,557 - \$61,853
• Receptionists & Information Clerks	\$24,902 - \$37,838	• Billing & Posting Clerks	\$33,171 - \$48,357	• Claims Adjusters, Examiners, & Investigators	\$52,500 - \$87,714
• Childcare Workers	\$22,761 - \$32,049	• Police & Sheriff's Patrol Officers	\$61,106 - \$87,723	• Opticians, Dispensing	\$33,883 - \$49,019
• First-Line Supervisors of Food Preparation & Serving Workers	\$27,267 - \$48,103	• Pharmacy Technicians	\$29,934 - \$41,676	• Stationary Engineers & Boiler Operators	\$38,112 - \$66,211
• Security Guards	\$26,094 - \$40,820	• Surveying & Mapping Technicians	\$39,035 - \$62,238	• Machinists	\$34,271 - \$59,187
• First-Line Supervisors of Office & Administrative Support Workers	\$42,671 - \$78,139	• Bus Drivers, Transit & Intercity	\$33,145 - \$42,243	• Rail Car Repairers	\$42,973 - \$75,280
• First-Line Supervisors of Retail Sales Workers	\$31,905 - \$64,543	• Packaging & Filling Machine Operators & Tenders	\$24,832 - \$41,543	• Maintenance Workers, Machinery	\$33,807 - \$52,626
• Fitness Trainers & Aerobics Instructors	\$27,644 - \$56,956	• Insurance Claims & Policy Processing Clerks	\$37,510 - \$57,347	• Photographers	\$25,951 - \$51,855
• Nonfarm Animal Caretakers	\$22,224 - \$31,353	• Court, Municipal, & License Clerks	\$33,036 - \$48,628	• Farm Equipment Mechanics & Service Technicians	\$36,381 - \$52,950
• Shipping, Receiving, & Traffic Clerks	\$25,121 - \$40,215	• Paving, Surfacing, & Tamping Equipment Operators	\$36,911 - \$48,982	• Gas Plant Operators	\$58,016 - \$77,616

**Short-Term Training:** Short demonstration or up to 1 month work experience/instruction

**Moderate-Term Training:** 1-12 months combined work experience/informal training

**Long-Term Training:** 12 plus months training or combined work experience/formal classroom instruction

### Start Using This Information

Are you:

- Trying to decide what kind of job or career you would like?
- Considering a change in your current career direction?
- Interested in exploring further education or training but need a goal in mind?

Then the labor market information in this brochure could be helpful to you! There are two Colorado Careers brochures:

- Jobs Requiring Higher Education
- Jobs Requiring On-The-Job Training

Each brochure is divided into levels of education and training required for entry-level employment in the listed occupations. You will want to begin your career decision making process by evaluating your interests, skills, and experience. Next, you will want to consider the number of job opportunities likely to be available to you. Each list includes the occupations with the largest projected change in employment. That's where this brochure can help.

First, review the lists of growing occupations as you narrow down your potential job choices. Second, look at the wage figures. This information comes directly from Colorado businesses in the geographic locations specified on your brochure. Wage information is important because your wages can determine your lifestyle. Notice that increased education and training can strongly affect wages.

Labor Market Information  
Colorado Department of Labor and Employment

Source: 2018 Occupational Employment Statistics