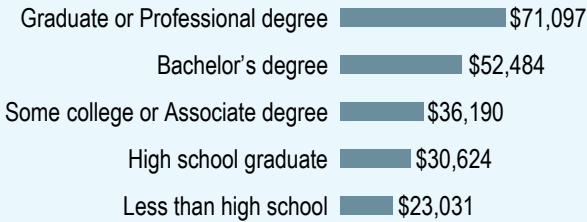


Education and training can benefit workers in their careers. Typically, more education results in higher weekly earnings and lower unemployment rates.

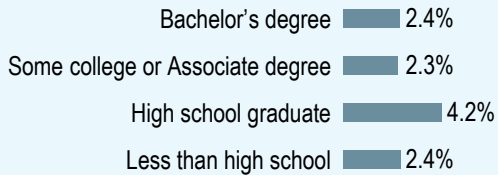
2017 Median Annual Earnings in Colorado



Based on Population 25 years and over with earnings

Source: U.S. Census Bureau, 2017 American Community Survey
1-Year Estimates

Unemployment Rates in Colorado



Based on Population 25 years and over

Source: Bureau of Labor Statistics Current Population Survey
October 2017 - September 2018

Labor Market Information (LMI) in the Colorado Department of Labor and Employment collects and analyzes information about labor market trends throughout Colorado. Data are presented in a variety of ways: industry employment and wages, current and projected industry and occupation levels, occupation wages, and labor force employment and wages. LMI conducts various research projects and assists workforce centers and others with customized regional information requests.

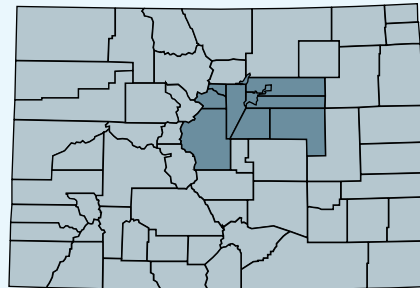
For Further Information
www.colmigateway.com

For Further Training
www.collegeincolorado.org

For Job Opportunities
www.connectingcolorado.com

Local Workforce Centers

To find your local workforce center
(303) 318-8850
www.colorado.gov/pacific/cdle/node/21591



Colorado Careers

Know what jobs are expected to have the most openings.



Denver Metro

Based on Occupation Projections through 2027

On-The-Job Training

Denver Metro

Short-Term Training	Wage Range	Moderate-Term Training	Wage Range	Long-Term Training	Wage Range
• Personal Care Aides	\$22,111 - \$27,742	• Sales Representatives, Services	\$33,575 - \$91,872	• Bus & Truck Mechanics & Diesel Engine Specialists	\$37,551 - \$60,992
• Home Health Aides	\$22,879 - \$33,577	• Sales Representatives, Wholesale & Manufacturing	\$36,889 - \$92,460	• Electrical Power-Line Installers & Repairers	\$40,847 - \$81,807
• Customer Service Representatives	\$26,878 - \$44,937	• Maintenance & Repair Workers	\$29,476 - \$49,340	• Industrial Machinery Mechanics	\$39,142 - \$71,951
• Stock Clerks & Order Fillers	\$21,379 - \$34,569	• Operating Engineers & Other Construction Equipment Operators	\$41,811 - \$57,395	• Mobile Heavy Equipment Mechanics	\$36,763 - \$58,712
• Light Truck or Delivery Services Drivers	\$25,991 - \$48,134	• Insurance Sales Agents	\$31,863 - \$78,425	• Automotive Body & Related Repairers	\$32,686 - \$62,369
• Office Clerks	\$26,451 - \$50,575	• Flight Attendants	\$34,652 - \$56,610	• Telecommunications Line Installers & Repairers	\$32,331 - \$58,803
• Receptionists & Information Clerks	\$24,524 - \$38,636	• Billing & Posting Clerks	\$33,819 - \$49,852	• Claims Adjusters, Examiners, & Investigators	\$51,584 - \$85,437
• First-Line Supervisors of Food Preparation & Serving Workers	\$26,988 - \$49,161	• Police & Sheriff's Patrol Officers	\$63,867 - \$87,292	• Opticians, Dispensing	\$27,215 - \$48,732
• Childcare Workers	\$21,676 - \$32,850	• Pharmacy Technicians	\$28,192 - \$41,636	• Stationary Engineers & Boiler Operators	\$45,587 - \$82,139
• Security Guards	\$23,563 - \$39,776	• Packaging & Filling Machine Operators & Tenders	\$23,268 - \$41,662	• Machinists	\$29,339 - \$56,291
• First-Line Supervisors of Retail Sales Workers	\$30,532 - \$60,263	• Surveying & Mapping Technicians	\$42,050 - \$64,209	• Photographers	\$33,455 - \$62,835
• First-Line Supervisors of Office & Administrative Support Workers	\$43,689 - \$77,576	• Insurance Claims & Policy Processing Clerks	\$38,566 - \$60,412	• Maintenance Workers, Machinery	\$32,602 - \$60,400
• Nonfarm Animal Caretakers	\$19,829 - \$27,094	• Bus Drivers, Transit & Intercity	\$27,078 - \$43,912	• Rail Car Repairers	\$46,887 - \$77,299
• Information & Record Clerks	\$32,529 - \$52,064	• Paving, Surfacing, & Tamping Equipment Operators	\$36,490 - \$45,782	• Farm Equipment Mechanics & Service Technicians	\$31,696 - \$39,868
• Fitness Trainers & Aerobics Instructors	\$25,996 - \$55,163	• Security & Fire Alarm Systems Installers	\$34,962 - \$55,165	• Gas Plant Operators	\$58,615 - \$84,613

Short-Term Training: Short demonstration or up to 1 month work experience/instruction

Moderate-Term Training: 1-12 months combined work experience/informal training

Long-Term Training: 12 plus months training or combined work experience/formal classroom instruction

Start Using This Information

Are you:

- Trying to decide what kind of job or career you would like?
- Considering a change in your current career direction?
- Interested in exploring further education or training but need a goal in mind?

Then the labor market information in this brochure could be helpful to you! There are two Colorado Careers' brochures:

- Jobs Requiring Higher Education
- Jobs Requiring On-The-Job Training

Each brochure is divided into levels of education and training required for entry-level employment in the listed occupations. You will want to begin your career decision making process by evaluating your interests, skills, and experience. Next, you will want to consider the number of job opportunities likely to be available to you. Each list includes the occupations with the largest projected change in employment. That's where this brochure can help.

First, review the lists of growing occupations as you narrow down your potential job choices. Second, look at the wage figures. This information comes directly from Colorado businesses in the geographic locations specified on your brochure. Wage information is important because your wages can determine your lifestyle. Notice that increased education and training can strongly affect wages.

Labor Market Information
Colorado Department of Labor and Employment

Source: 2017 Occupational Employment Statistics