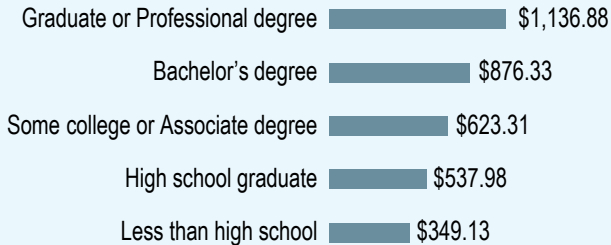


Education Pays

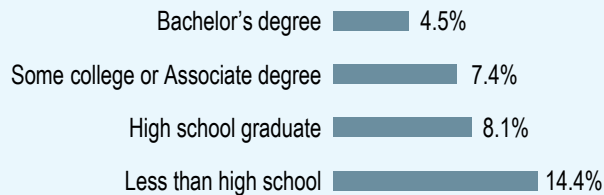
Education and training can benefit workers in their careers. Typically, the more education, the higher the weekly earnings and the lower the unemployment rate.

Median Weekly Earnings in Colorado



Based on Population 25 years and over with earnings

Unemployment Rates in Colorado



Based on Population 25 to 64 years

Source: U.S. Census Bureau,
2009 American Community Survey

Colorado Labor Market Information

Labor Market Information (LMI) in the Colorado Department of Labor and Employment collects and analyzes information about labor market trends throughout Colorado. Data are presented in a variety of ways: industry employment and wages, current and projected industry and occupation levels, occupation wages, and labor force employment and wages. LMI conducts various research projects and assists workforce centers and others with customized regional information requests.

For Further Information
www.coworkforce.com/LMIGateway

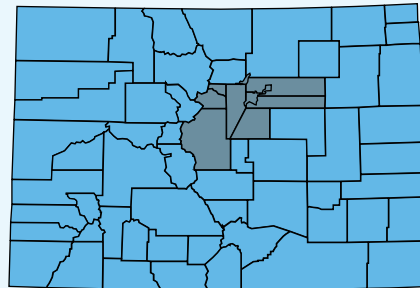
For Further Training
www.e-colorado.org

For Job Opportunities
www.connectingcolorado.com

Local Workforce Centers

To find your local workforce center
(303) 318-8850

www.coworkforce.com/EMP/WFCs.asp



On-The-Job Training

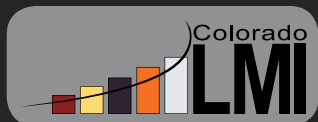
Colorado Careers

*Know what jobs are expected
to have the most openings.*



Denver Metro

*Based on Occupation
Projections through 2020*



Short-Term Training	Wage Range	Moderate-Term Training	Wage Range	Long-Term Training	Wage Range
• Combined Food Preparation & Serving Workers, Including Fast Food	\$16,795 - \$20,290	• Customer Service Representatives	\$24,252 - \$41,105	• Executive Secretaries & Administrative Assistants	\$35,774 - \$56,151
• Retail Salespersons	\$17,275 - \$33,397	• Bookkeeping, Accounting, & Auditing Clerks	\$23,727 - \$43,413	• Sales Representatives, Services, All Other	\$34,279 - \$84,622
• Personal & Home Care Aides	\$17,030 - \$24,529	• Medical Assistants	\$26,120 - \$38,390	• Sales Representatives, Wholesale & Manufacturing, Except Technical & Scientific Products	\$31,660 - \$80,797
• Child Care Workers	\$16,848 - \$28,133	• Construction Laborers	\$21,061 - \$34,353	• Cooks, Restaurant	\$17,154 - \$24,730
• Janitors and Cleaners, Except Maids & Housekeeping Cleaners	\$17,126 - \$25,435	• Dental Assistants	\$33,908 - \$45,304	• First-Line Managers of Retail Sales Workers	\$26,608 - \$51,612
• Teacher Assistants	\$21,383 - \$31,921	• Social & Human Service Assistants	\$20,516 - \$35,360	• Managers, All Other	\$75,071 - \$128,103
• Waiters & Waitresses	\$16,575 - \$27,014	• Medical Secretaries	\$27,004 - \$38,148	• Self-Enrichment Education Teachers	\$21,554 - \$44,423
• Receptionists & Information Clerks	\$18,985 - \$32,523	• Cooks, Institution & Cafeteria	\$19,913 - \$32,318	• First-Line Managers of Food Preparation & Serving Workers	\$23,136 - \$39,720
• Office Clerks, General	\$21,083 - \$36,450	• Bus Drivers, School	\$26,881 - \$38,157	• First-Line Managers of Construction Trades & Extraction Workers	\$45,319 - \$76,774
• Maids & Housekeeping Cleaners	\$16,899 - \$21,825	• Operating Engineers & Other Construction Equipment Operators	\$32,135 - \$47,810	• Sales Representatives, Wholesale & Manufacturing, Technical & Scientific Products	\$39,609 - \$94,265
• Landscaping & Groundskeeping Workers	\$19,028 - \$30,291	• Cement Masons & Concrete Finishers	\$26,570 - \$43,069	• Electricians	\$30,254 - \$55,755
• Food Preparation Workers	\$17,094 - \$23,915	• Advertising Sales Agents	\$29,751 - \$65,667	• Carpenters	\$26,034 - \$47,570
• Security Guards	\$18,943 - \$35,033	• Painters, Construction & Maintenance	\$29,972 - \$44,579	• Coaches & Scouts	\$16,922 - \$42,054
• Bill & Account Collectors	\$28,089 - \$40,951	• Secretaries, Except Legal, Medical, & Executive	\$25,038 - \$40,067	• First-Line Managers of Office & Administrative Support Workers	\$36,334 - \$66,112
• Counter & Rental Clerks	\$17,480 - \$31,343	• Merchandise Displayers & Window Trimmers	\$19,577 - \$28,773	• Correctional Officers & Jailers	N/A

Short-Term Training: Short demonstration or up to 1 month work experience/instruction

Moderate-Term Training: 1-12 months combined work experience/informal training

Long-Term Training: 12 plus months training or combined work experience/formal classroom instruction

Start Using This Information

Are you:

- Trying to decide what kind of job or career you would like?
- Considering a change in your current career direction?
- Interested in exploring further education or training but need a goal in mind?

Then the labor market information in this brochure could be helpful to you!

There are two Colorado Careers brochures:

- Jobs Requiring Higher Education
- Jobs Requiring On-The-Job Training

Each brochure is divided into levels of education and training required for entry-level employment in the listed occupations. You will want to begin your career decision making process by evaluating your interests, skills, and experience. Next, you will want to consider the number of job opportunities likely to be available to you. That's where this brochure can help.

First, review the lists of growing occupations as you narrow down your potential job choices. Secondly, look at the wage figures. This information comes directly from Colorado businesses in the geographic locations specified on your brochure. Wage information is important because your wages will determine your lifestyle. Notice that increased education and training can strongly affect wages.