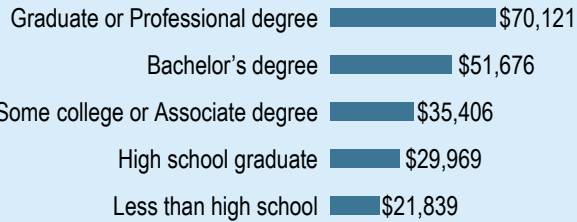


## Education Pays

Education and training can benefit workers in their careers. Typically, more education results in higher weekly earnings and lower unemployment rates.

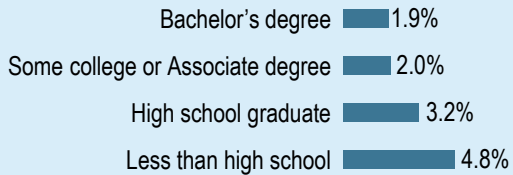
### 2016 Median Annual Earnings in Colorado



Based on Population 25 years and over with earnings

Source: U.S. Census Bureau, 2016 American Community Survey  
1-Year Estimates

### Unemployment Rates in Colorado



Based on Population 25 years and over

Source: Bureau of Labor Statistics Current Population Survey  
September 2016 - August 2017

## Colorado Labor Market Information

**Labor Market Information (LMI)** in the Colorado Department of Labor and Employment collects and analyzes information about labor market trends throughout Colorado. Data are presented in a variety of ways: industry employment and wages, current and projected industry and occupation levels, occupation wages, and labor force employment and wages. LMI conducts various research projects and assists workforce centers and others with customized regional information requests.

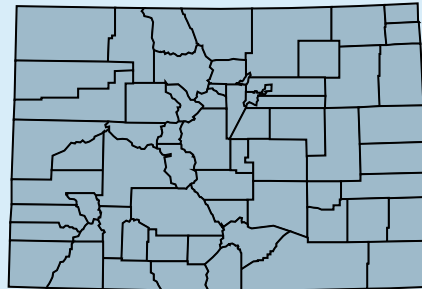
For Further Information  
[www.colmigateway.com](http://www.colmigateway.com)

For Further Training  
[www.collegeincolorado.org](http://www.collegeincolorado.org)

For Job Opportunities  
[www.connectingcolorado.com](http://www.connectingcolorado.com)

### Local Workforce Centers

To find your local workforce center  
(303) 318-8850  
[www.colorado.gov/pacific/cdle/node/21591](http://www.colorado.gov/pacific/cdle/node/21591)



## On-The-Job Training

# Colorado Careers

*Know what jobs are expected  
to have the most openings.*



## Statewide

*Based on Occupation  
Projections through 2026*

## On-The-Job Training

Statewide

Short-Term Training	Wage Range	Moderate-Term Training	Wage Range	Long-Term Training	Wage Range
• Customer Service Representatives	\$24,185 - \$41,072	• Sales Representatives, Services	\$31,141 - \$87,013	• Maintenance & Repair Workers	\$25,729 - \$46,530
• Secretaries & Administrative Assistants	\$25,012 - \$43,353	• Sales Representatives, Wholesale & Manufacturing	\$33,996 - \$89,165	• Industrial Machinery Mechanics	\$38,186 - \$68,205
• Office Clerks, General	\$24,057 - \$45,828	• Insurance Sales Agents	\$31,377 - \$78,359	• Bus & Truck Mechanics & Diesel Engine Specialists	\$34,537 - \$57,063
• First-Line Supervisors of Food Preparation & Serving Workers	\$24,927 - \$45,881	• Operating Engineers & Other Construction Equipment Operators	\$37,337 - \$53,407	• Machinists	\$29,640 - \$53,305
• First-Line Supervisors of Retail Sales Workers	\$28,972 - \$59,269	• Real Estate Sales Agents	\$28,277 - \$94,595	• Electrical Power-Line Installers & Repairers	\$42,803 - \$81,454
• Childcare Workers	\$19,858 - \$30,079	• Billing & Posting Clerks	\$30,312 - \$45,425	• Claims Adjusters, Examiners, & Investigators	\$49,608 - \$81,649
• Light Truck or Delivery Services Drivers	\$23,076 - \$44,323	• Pharmacy Technicians	\$26,148 - \$39,163	• Mobile Heavy Equipment Mechanics	\$36,735 - \$57,030
• Receptionists & Information Clerks	\$22,727 - \$35,192	• Police & Sheriff's Patrol Officers	\$49,238 - \$77,815	• Opticians, Dispensing	\$26,373 - \$45,417
• First-Line Supervisors of Office & Administrative Support Workers	\$38,824 - \$70,804	• Health Technologists & Technicians	\$30,181 - \$58,960	• Photographers	\$21,954 - \$52,034
• Security Guards	\$21,877 - \$37,112	• Packaging & Filling Machine Operators & Tenders	\$21,352 - \$38,808	• Water & Wastewater Treatment Plant & System Operators	\$34,463 - \$60,159
• Fitness Trainers & Aerobics Instructors	\$24,510 - \$53,842	• Bus Drivers, Transit & Intercity	\$26,506 - \$41,393	• Telecommunications Line Installers & Repairers	\$31,759 - \$56,079
• Information & Record Clerks	\$29,833 - \$48,744	• Welders, Cutters, Solderers, & Brazers	\$32,077 - \$52,712	• Stationary Engineers & Boiler Operators	\$38,059 - \$74,861
• Nonfarm Animal Caretakers	\$18,699 - \$25,349	• Assemblers & Fabricators	\$22,587 - \$38,335	• Automotive Body & Related Repairers	\$28,611 - \$58,572
• Self-Enrichment Education Teachers	\$23,487 - \$49,579	• Installation, Maintenance, & Repair Workers	\$24,407 - \$45,859	• Farm Equipment Mechanics & Service Technicians	\$31,042 - \$47,255
• Recreation Workers	\$20,253 - \$31,977	• Court, Municipal, & License Clerks	\$29,627 - \$46,204	• Gas Plant Operators	\$50,239 - \$77,422

**Short-Term Training:** Short demonstration or up to 1 month work experience/instruction

**Moderate-Term Training:** 1-12 months combined work experience/informal training

**Long-Term Training:** 12 plus months training or combined work experience/formal classroom instruction

### Start Using This Information

Are you:

- Trying to decide what kind of job or career you would like?
- Considering a change in your current career direction?
- Interested in exploring further education or training but need a goal in mind?

Then the labor market information in this brochure could be helpful to you!

There are two Colorado Careers brochures:

- Jobs Requiring Higher Education
- Jobs Requiring On-The-Job Training

Each brochure is divided into levels of education and training required for entry-level employment in the listed occupations. You will want to begin your career decision making process by evaluating your interests, skills, and experience. Next, you will want to consider the number of job opportunities likely to be available to you. That's where this brochure can help.

First, review the lists of growing occupations as you narrow down your potential job choices. Second, look at the wage figures. This information comes directly from Colorado businesses in the geographic locations specified on your brochure. Wage information is important because your wages can determine your lifestyle. Notice that increased education and training can strongly affect wages.

Labor Market Information  
Colorado Department of Labor and Employment

Source: 2016 Occupational Employment Statistics