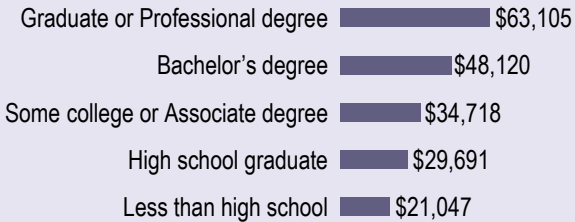


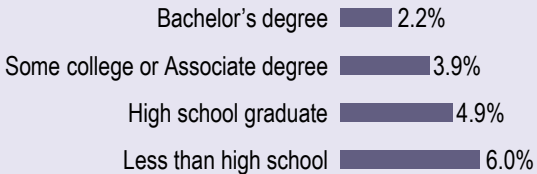
Education and training can benefit workers in their careers. Typically, more education results in higher weekly earnings and lower unemployment rates.

2014 Median Annual Earnings in Colorado



Based on Population 25 years and over with earnings
Source: U.S. Census Bureau, 2015 American Community Survey

Unemployment Rates in Colorado



Based on Population 25 years and over
Source: Bureau of Labor Statistics Current Population Survey
November 2014 - October 2015

Labor Market Information (LMI) in the Colorado Department of Labor and Employment collects and analyzes information about labor market trends throughout Colorado. Data are presented in a variety of ways: industry employment and wages, current and projected industry and occupation levels, occupation wages, and labor force employment and wages. LMI conducts various research projects and assists workforce centers and others with customized regional information requests.

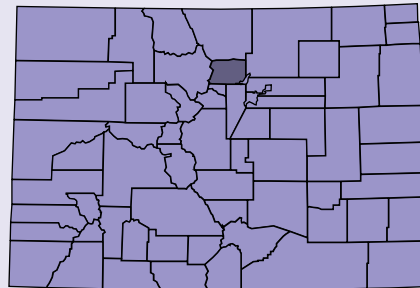
For Further Information
www.colmigateway.com

For Further Training
www.collegeincolorado.org

For Job Opportunities
www.connectingcolorado.com

Local Workforce Centers

To find your local workforce center
(303) 318-8850
www.coworkforce.com/EMP/WFCs.asp



Colorado Careers

Know what jobs are expected to have the most openings.



Boulder

Based on Occupation Projections through 2024

On-The-Job Training

Boulder

Short-Term Training	Wage Range	Moderate-Term Training	Wage Range	Long-Term Training	Wage Range
• Combined Food Preparation & Serving Workers	\$17,846 - \$22,344	• Business Operations Specialists	\$41,340 - \$92,270	• Maintenance & Repair Workers	\$27,433 - \$44,676
• Secretaries & Administrative Assistants	\$26,164 - \$41,651	• Cooks, Restaurant	\$20,753 - \$25,765	• Real Estate Sales Agents	\$28,628 - \$65,324
• Business Operations Specialists	\$41,340 - \$92,270	• Bookkeeping, Accounting, & Auditing Clerks	\$26,198 - \$45,999	• Automotive Service Technicians & Mechanics	\$24,827 - \$51,898
• Waiters & Waitresses	\$17,801 - \$25,326	• Sales Representatives, Wholesale & Manufacturing	\$33,755 - \$10,713	• Purchasing Agents	\$46,360 - \$80,072
• Personal Care Aides	\$20,015 - \$25,800	• Medical Secretaries	\$22,293 - \$35,687	• Industrial Machinery Mechanics	\$33,715 - \$65,677
• Retail Salespersons	\$19,324 - \$36,253	• Insurance Sales Agents	\$25,471 - \$71,789	• Bakers	\$21,268 - \$26,428
• Cashiers	\$18,100 - \$25,742	• Hosts & Hostesses, Restaurant, Lounge, & Coffee Shop	\$17,853 - \$23,874	• Opticians, Dispensing	\$21,465 - \$44,854
• Sales Representatives, Services	\$28,394 - \$89,859	• Painters, Construction & Maintenance	\$25,774 - \$37,754	• Butchers & Meat Cutters	\$23,675 - \$38,574
• Childcare Workers	\$18,508 - \$27,086	• Health Technologists & Technicians	\$25,127 - \$42,151	• Photographers	\$26,995 - \$51,649
• Office Clerks, General	\$26,008 - \$47,570	• Pharmacy Technicians	\$25,191 - \$36,304	• Machinists	\$34,193 - \$56,730
• Receptionists & Information Clerks	\$22,745 - \$32,572	• Packaging & Filling Machine Operators & Tenders	\$20,024 - \$27,907	• Wholesale & Retail Buyers	\$32,858 - \$74,000
• Janitors & Cleaners	\$20,531 - \$31,077	• Operating Engineers & Other Construction Equipment Operators	\$34,291 - \$45,544	• Plasterers & Stucco Masons	\$29,241 - \$39,621
• Landscaping & Groundskeeping Workers	\$21,370 - \$31,211	• Inspectors, Testers, Sorters, Samplers, & Weighers	\$29,452 - \$51,331	• Claims Adjusters, Examiners, & Investigators	\$63,553 - \$77,977
• Laborers & Freight, Stock, & Material Movers	\$20,881 - \$31,611	• Cement Masons & Concrete Finishers	\$24,424 - \$36,031	• Mobile Heavy Equipment Mechanics	\$30,665 - \$52,715
• Customer Service Representatives	\$23,764 - \$40,856	• Parts Salespersons	\$23,325 - \$45,511	• Water & Wastewater Treatment Plant & System Operators	\$38,428 - \$65,918

Short-Term Training: Short demonstration or up to 1 month work experience/instruction

Moderate-Term Training: 1-12 months combined work experience/informal training

Long-Term Training: 12 plus months training or combined work experience/formal classroom instruction

Start Using This Information

Are you:

- Trying to decide what kind of job or career you would like?
- Considering a change in your current career direction?
- Interested in exploring further education or training but need a goal in mind?

Then the labor market information in this brochure could be helpful to you!

There are two Colorado Careers brochures:

- Jobs Requiring Higher Education
- Jobs Requiring On-The-Job Training

Each brochure is divided into levels of education and training required for entry-level employment in the listed occupations. You will want to begin your career decision making process by evaluating your interests, skills, and experience. Next, you will want to consider the number of job opportunities likely to be available to you. That's where this brochure can help.

First, review the lists of growing occupations as you narrow down your potential job choices. Second, look at the wage figures. This information comes directly from Colorado businesses in the geographic locations specified on your brochure. Wage information is important because your wages can determine your lifestyle. Notice that increased education and training can strongly affect wages.