



## Education Pays

Education and training can benefit workers in their careers. Typically, more education results in higher weekly earnings and lower unemployment rates.


### Median Weekly Earnings in Colorado

Graduate or Professional degree  \$1,170.94

Bachelor's degree  \$918.88


Some college or Associate degree  \$639.38


High school graduate  \$547.81

Less than high school  \$401.65

Based on population age 25 years and over with earnings

### Unemployment Rates in Colorado

Bachelor's degree  3.9%

Some college or Associate degree  7.4%

High school graduate  8.4%

Less than high school  10.6%

Based on population age 25 to 64 years

Source: U.S. Census Bureau,  
2012 American Community Survey

## Colorado Labor Market Information

**Labor Market Information (LMI)** in the Colorado Department of Labor and Employment collects and analyzes information about labor market trends throughout Colorado. Data are presented in a variety of ways: industry employment and wages, current and projected industry and occupation levels, occupation wages, and labor force employment and wages. LMI conducts various research projects and assists workforce centers and others with customized regional information requests.

For Further Information  
[www.colmiguateway.com](http://www.colmiguateway.com)

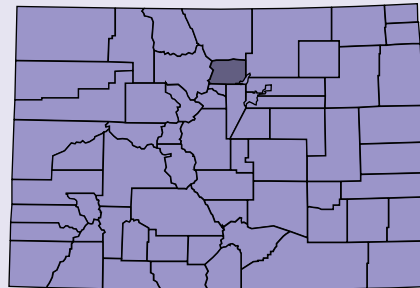
For Further Training  
[www.e-colorado.org](http://www.e-colorado.org)

For Job Opportunities  
[www.connectingcolorado.com](http://www.connectingcolorado.com)

### Local Workforce Centers

To find your local workforce center  
(303) 318-8850

[www.coworkforce.com/EMP/WFCs.asp](http://www.coworkforce.com/EMP/WFCs.asp)



## On-The-Job Training

# Colorado Careers

*Know what jobs are expected  
to have the most openings.*



## Boulder

*Based on Occupation  
Projections through 2022*



COLORADO  
DEPARTMENT OF  
LABOR AND EMPLOYMENT



Short-Term Training	Wage Range	Moderate-Term Training	Wage Range	Long-Term Training	Wage Range
• Combined Food Preparation & Serving Workers	\$17,043 - \$20,873	• Executive Secretaries & Executive Administrative Assistants	\$38,651 - \$64,127	• Business Operations Specialists	\$34,654 - \$93,125
• Waiters & Waitresses	\$17,002 - \$25,231	• Bookkeeping, Accounting, & Auditing Clerks	\$24,451 - \$45,218	• Automotive Service Technicians & Mechanics	\$22,029 - \$42,529
• Retail Salespersons	\$17,417 - \$34,314	• Cooks, Restaurant	\$17,595 - \$24,911	• Coaches & Scouts	\$19,175 - \$41,919
• Personal Care Aides	\$18,805 - \$26,504	• Sales Representatives, Wholesale & Manufacturing, Except Technical & Scientific Products	\$33,437 - \$95,226	• Purchasing Agents, Except Wholesale, Retail, & Farm Products	\$45,256 - \$81,701
• Cashiers	\$17,210 - \$24,759	• Maintenance & Repair Workers	\$28,757 - \$46,164	• First-Line Supervisors of Construction Trades & Extraction Workers	\$38,691 - \$71,631
• Childcare Workers	\$17,036 - \$26,021	• Medical Secretaries	\$23,754 - \$39,074	• Machinists	\$30,737 - \$60,251
• Receptionists & Information Clerks	\$22,814 - \$32,717	• Insurance Sales Agents	\$26,043 - \$61,257	• Industrial Machinery Mechanics	\$43,238 - \$61,229
• Secretaries & Administrative Assistants, Except Legal, Medical, & Executive	\$23,929 - \$41,147	• First-Line Supervisors of Food Preparation & Serving Workers	\$29,569 - \$41,273	• Photographers	\$20,242 - \$38,822
• Sales Representatives, Services	\$29,748 - \$102,427	• First-Line Supervisors of Office & Administrative Support Workers	\$32,350 - \$62,973	• Butchers & Meat Cutters	\$18,714 - \$35,044
• Teacher Assistants	\$21,914 - \$34,635	• Inspectors, Testers, Sorters, Samplers, & Weighers	\$31,973 - \$50,449	• Opticians, Dispensing	\$18,175 - \$45,487
• Customer Service Representatives	\$22,571 - \$41,233	• Managers	\$65,708 - \$145,215	• Water & Wastewater Treatment Plant & System Operators	\$34,568 - \$61,325
• Electromechanical Equipment Assemblers	\$27,146 - \$37,468	• Medical Assistants	\$26,597 - \$34,321	• Wholesale & Retail Buyers, Except Farm Products	\$30,308 - \$48,196
• Office Clerks	\$22,278 - \$40,110	• First-Line Supervisors of Retail Sales Workers	\$26,147 - \$51,325	• Bus & Truck Mechanics & Diesel Engine Specialists	\$40,228 - \$55,818
• Landscaping & Groundskeeping Workers	\$20,456 - \$30,658	• Police & Sheriff's Patrol Officers	\$55,221 - \$73,313	• Claims Adjusters, Examiners, & Investigators	\$35,675 - \$73,775
• Janitors & Cleaners, Except Maids & Housekeeping Cleaners	\$20,643 - \$30,827	• Pharmacy Technicians	\$25,998 - \$34,990	• Transportation, Storage, & Distribution Managers	\$71,617 - \$122,102

**Short-Term Training:** Short demonstration or up to 1 month work experience/instruction

**Moderate-Term Training:** 1-12 months combined work experience/informal training

**Long-Term Training:** 12 plus months training or combined work experience/formal classroom instruction

### Start Using This Information

Are you:

- Trying to decide what kind of job or career you would like?
- Considering a change in your current career direction?
- Interested in exploring further education or training but need a goal in mind?

Then the labor market information in this brochure could be helpful to you!

There are two Colorado Careers brochures:

- Jobs Requiring Higher Education
- Jobs Requiring On-The-Job Training

Each brochure is divided into levels of education and training required for entry-level employment in the listed occupations. You will want to begin your career decision making process by evaluating your interests, skills, and experience. Next, you will want to consider the number of job opportunities likely to be available to you. That's where this brochure can help.

First, review the lists of growing occupations as you narrow down your potential job choices. Second, look at the wage figures. This information comes directly from Colorado businesses in the geographic locations specified on your brochure. Wage information is important because your wages can determine your lifestyle. Notice that increased education and training can strongly affect wages.