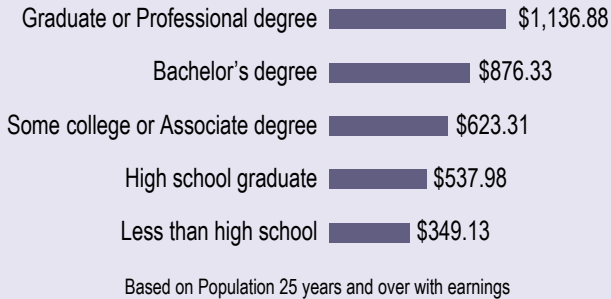


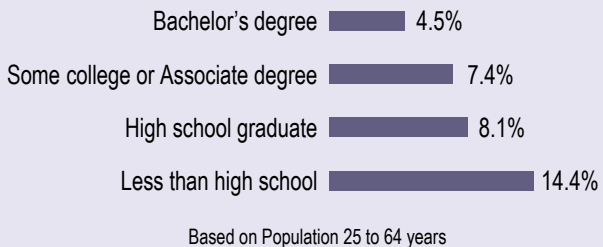
Education Pays

Education and training can benefit workers in their careers. Typically, the more education, the higher the weekly earnings and the lower the unemployment rate.

Median Weekly Earnings in Colorado



Unemployment Rates in Colorado



Source: U.S. Census Bureau,
2009 American Community Survey

Colorado Labor Market Information

Labor Market Information (LMI) in the Colorado Department of Labor and Employment collects and analyzes information about labor market trends throughout Colorado. Data are presented in a variety of ways: industry employment and wages, current and projected industry and occupation levels, occupation wages, and labor force employment and wages. LMI conducts various research projects and assists workforce centers and others with customized regional information requests.

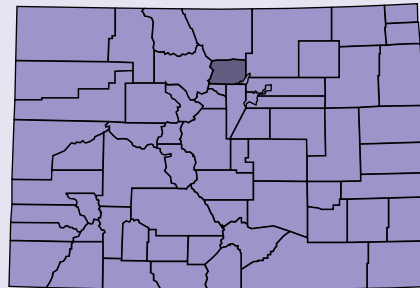
For Further Information
www.coworkforce.com/LMIGateway

For Further Training
www.e-colorado.org

For Job Opportunities
www.connectingcolorado.com

Local Workforce Centers

To find your local workforce center
(303) 318-8850
www.coworkforce.com/EMP/WFCs.asp



On-The-Job Training

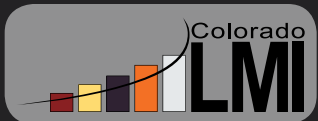
Colorado Careers

*Know what jobs are expected
to have the most openings.*



Boulder

*Based on Occupation
Projections through 2020*



Short Term Training	Wage Range	Moderate-Term Training	Wage Range	Long Term Training	Wage Range
• Combined Food Preparation & Serving Workers, Including Fast Food	\$16,917 - \$20,837	• Customer Service Representatives	\$23,895 - \$41,600	• Sales Representatives, Wholesale & Manufacturing, Except Technical & Scientific Products	\$29,916 - \$83,021
• Personal & Home Care Aides	\$18,281 - \$26,561	• Social & Human Service Assistants	\$28,934 - \$38,561	• Sales Representatives, Services, All Other	\$36,035 - \$83,376
• Receptionists & Information Clerks	\$19,667 - \$31,202	• Medical Assistants	\$26,817 - \$36,092	• Executive Secretaries & Administrative Assistants	\$36,596 - \$58,551
• Child Care Workers	\$17,096 - \$26,917	• Dental Assistants	\$26,179 - \$43,282	• Sales Representatives, Wholesale & Manufacturing, Technical & Scientific Products	\$56,292 - \$138,711
• Waiters & Waitresses	\$16,483 - \$25,458	• Bookkeeping, Accounting, & Auditing Clerks	\$23,843 - \$43,507	• Cooks, Restaurant	\$19,652 - \$26,703
• Food Preparation Workers	\$16,746 - \$22,572	• Medical Secretaries	\$25,095 - \$39,451	• Coaches & Scouts	\$18,003 - \$38,044
• Retail Salespersons	\$17,470 - \$32,247	• Sewing Machine Operators	\$18,956 - \$30,502	• Self-Enrichment Education Teachers	\$23,140 - \$46,688
• Nonfarm Animal Caretakers	\$17,196 - \$22,679	• Cooks, Institution & Cafeteria	\$20,650 - \$32,250	• First-Line Managers of Food Preparation & Serving Workers	\$28,898 - \$45,771
• Counter & Rental Clerks	\$17,180 - \$38,468	• Separating, Filtering, Clarifying, Precipitating, & Still Machine Setters, Operators, & Tenders	\$24,057 - \$34,238	• Water & Liquid Waste Treatment Plant & System Operators	\$33,651 - \$56,703
• Counter Attendants, Cafeteria, Food Concession, & Coffee Shop	\$17,494 - \$19,205	• Animal Trainers	\$20,214 - \$30,894	• Interpreters & Translators	\$32,957 - \$55,741
• Food Servers, Nonrestaurant	\$17,204 - \$26,073	• Ophthalmic Laboratory Technicians	\$25,067 - \$56,224	• Industrial Machinery Mechanics	\$40,888 - \$64,313
• Office Clerks, General	\$20,810 - \$34,790	• Laundry & Dry-Cleaning Workers	\$16,821 - \$21,342	• Managers, All Other	\$69,646 - \$131,138
• Dishwashers	\$17,028 - \$18,489			• Compliance Officers, Except Agriculture, Construction, Health & Safety, & Transportation	\$43,062 - \$83,527
• Hosts & Hostesses, Restaurant, Lounge, & Coffee Shop	\$17,009 - \$21,893			• Fire Fighters	\$35,136 - \$52,490
• Lifeguards, Ski Patrol, & Other Recreational Protective Service Workers	\$17,412 - \$20,603			• Bakers	\$18,492 - \$30,065

Short-Term Training: Short demonstration or up to 1 month work experience/instruction

Moderate-Term Training: 1-12 months combined work experience/informal training

Long-Term Training: 12 plus months training or combined work experience/formal classroom instruction

Start Using This Information

Are you:

- Trying to decide what kind of job or career you would like?
- Considering a change in your current career direction?
- Interested in exploring further education or training but need a goal in mind?

Then the labor market information in this brochure could be helpful to you!

There are two Colorado Careers brochures:

- Jobs Requiring Higher Education
- Jobs Requiring On-The-Job Training

Each brochure is divided into levels of education and training required for entry-level employment in the listed occupations. You will want to begin your career decision making process by evaluating your interests, skills, and experience. Next, you will want to consider the number of job opportunities likely to be available to you. That's where this brochure can help.

First, review the lists of growing occupations as you narrow down your potential job choices. Secondly, look at the wage figures. This information comes directly from Colorado businesses in the geographic locations specified on your brochure. Wage information is important because your wages will determine your lifestyle. Notice that increased education and training can strongly affect wages.