




Education Pays

Education and training can benefit workers in their careers. Typically, more education results in higher weekly earnings and lower unemployment rates.


Median Weekly Earnings in Colorado

Graduate or Professional degree  \$1,170.94

Bachelor's degree  \$918.88


Some college or Associate degree  \$639.38


High school graduate  \$547.81

Less than high school  \$401.65

Based on population age 25 years and over with earnings

Unemployment Rates in Colorado

Bachelor's degree  3.9%

Some college or Associate degree  7.4%

High school graduate  8.4%

Less than high school  10.6%

Based on population age 25 to 64 years

Source: U.S. Census Bureau,
2012 American Community Survey

Colorado Labor Market Information

Labor Market Information (LMI) in the Colorado Department of Labor and Employment collects and analyzes information about labor market trends throughout Colorado. Data are presented in a variety of ways: industry employment and wages, current and projected industry and occupation levels, occupation wages, and labor force employment and wages. LMI conducts various research projects and assists workforce centers and others with customized regional information requests.

For Further Information
www.colmigateway.com

For Further Training
www.e-colorado.org

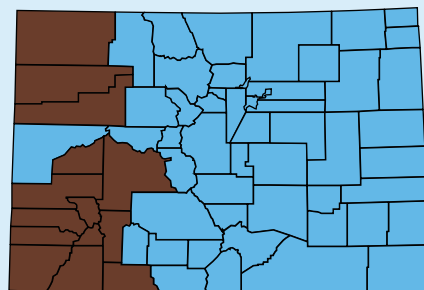
For Job Opportunities
www.connectingcolorado.com

Local Workforce Centers

To find your local workforce center

(303) 318-8850

www.coworkforce.com/EMP/WFCs.asp



Higher Education

Colorado Careers

*Know what jobs are expected
to have the most openings.*



Western Colorado

*Based on Occupation
Projections through 2022*

Higher Education

Western Colorado

Certificate/Associate Degree	Wage Range	Bachelor's Degree	Wage Range	Master's / Professional Degree	Wage Range
• Registered Nurses	\$47,148 - \$66,822	• Elementary School Teachers	\$35,502 \$49,734	• Physical Therapists	\$57,288 - \$83,711
• Nursing Assistants	\$20,405 - \$27,921	• Accountants & Auditors	\$42,161 \$79,993	• Mental Health Counselors	\$28,184 - \$44,275
• General & Operations Managers	\$53,744 - \$110,371	• Middle School Teachers	\$35,782 \$50,381	• Veterinarians	\$41,683 - \$83,818
• Hairdressers, Hairstylists, & Cosmetologists	\$17,013 - \$24,894	• Compliance Officers	\$35,539 \$70,069	• Educational, Guidance, School, & Vocational Counselors	\$34,245 - \$49,617
• Massage Therapists	\$17,867 - \$56,300	• Secondary School Teachers	\$33,729 \$49,009	• Pharmacists	\$94,173 - \$135,261
• Dental Assistants	\$33,501 - \$39,491	• Management Analysts	\$20,949 \$81,022	• Family & General Practitioners	\$132,536 - \$259,710
• Radiologic Technologists & Technicians	\$41,955 - \$65,484	• Network & Computer Systems Administrators	\$37,256 \$73,467	• Healthcare Social Workers	\$39,368 - \$57,825
• Emergency Medical Technicians & Paramedics	\$19,964 - \$45,378	• Medical & Health Services Managers	\$58,615 \$97,919	• Occupational Therapists	\$63,289 - \$80,062
• Dental Hygienists	\$77,588 - \$85,839	• Child, Family, & School Social Workers	\$27,285 \$45,525	• Education Administrators, Elementary & Secondary School	\$58,751 - \$81,033
• Licensed Practical & Licensed Vocational Nurses	\$28,460 - \$44,187	• Public Relations Specialists	\$28,856 \$55,169	• Dentists, General	\$67,430 - \$95,821
• Heating, Air Conditioning, & Refrigeration Mechanics & Installers	\$53,803 - \$69,942	• Geoscientists, Except Hydrologists & Geographers	\$52,997 \$135,921	• Lawyers	\$48,412 - \$122,709
• Surgical Technologists	\$31,766 - \$51,586	• Recreation Workers	\$19,245 \$31,909	• Physician Assistants	\$70,240 - \$94,977
• Forest & Conservation Technicians	\$26,618 - \$38,716	• Cost Estimators	\$37,781 \$68,782	• Physicians & Surgeons	\$86,124 - \$255,090
• Library Technicians	\$17,172 - \$27,235	• Civil Engineers	\$55,620 \$86,907	• Clinical, Counseling, & School Psychologists	\$53,159 - \$83,275
• Medical Records & Health Information Technicians	\$32,867 - \$45,771	• Surveyors	\$36,059 \$68,243	• Speech-Language Pathologists	\$68,576 - \$98,797

Start Using This Information

Are you:

- Trying to decide what kind of job or career you would like?
- Considering a change in your current career direction?
- Interested in exploring further education or training but need a goal in mind?

Then the labor market information in this brochure could be helpful to you!

There are two Colorado Careers brochures:

- Jobs Requiring Higher Education
- Jobs Requiring On-The-Job Training

Each brochure is divided into levels of education and training required for entry-level employment in the listed occupations. You will want to begin your career decision making process by evaluating your interests, skills, and experience. Next, you will want to consider the number of job opportunities likely to be available to you. That's where this brochure can help.

First, review the lists of growing occupations as you narrow down your potential job choices. Second, look at the wage figures. This information comes directly from Colorado businesses in the geographic locations specified on your brochure. Wage information is important because your wages can determine your lifestyle. Notice that increased education and training can strongly affect wages.

*Labor Market Information
Colorado Department of Labor and Employment*