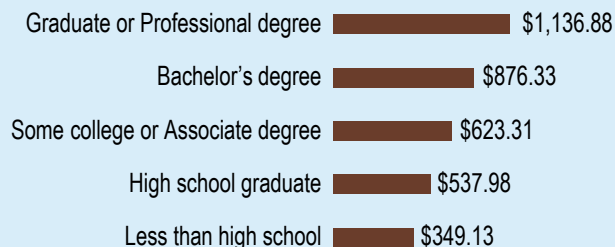


Education Pays


Education and training can benefit workers in their careers. Typically, the more education, the higher the weekly earnings and the lower the unemployment rate.

Median Weekly Earnings in Colorado



Based on Population 25 years and over with earnings

Unemployment Rates in Colorado



Based on Population 25 to 64 years

Source: U.S. Census Bureau,
2009 American Community Survey

Colorado Labor Market Information

Labor Market Information (LMI) in the Colorado Department of Labor and Employment collects and analyzes information about labor market trends throughout Colorado. Data are presented in a variety of ways: industry employment and wages, current and projected industry and occupation levels, occupation wages, and labor force employment and wages. LMI conducts various research projects and assists workforce centers and others with customized regional information requests.

For Further Information
www.coworkforce.com/LMIGateway

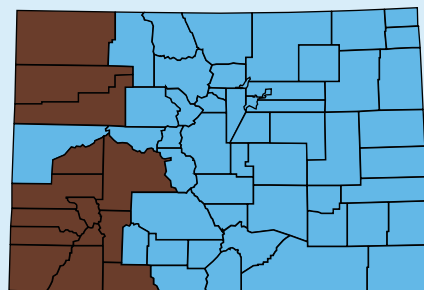
For Further Training
www.e-colorado.org

For Job Opportunities
www.connectingcolorado.com

Local Workforce Centers

To find your local workforce center
(303) 318-8850

www.coworkforce.com/EMP/WFCs.asp



Higher Education

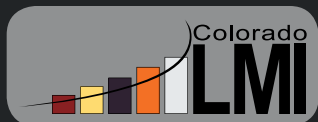
Colorado Careers

*Know what jobs are expected
to have the most openings.*



Western Colorado

*Based on Occupation
Projections through 2020*



Higher Education

Western Colorado

Certificate/Associate Degree	Wage Range	Bachelor's Degree	Wage Range	Master's / Professional Degree	Wage Range
• Registered Nurses	\$45,754 - \$64,835	• Elementary School Teachers, Except Special Education	\$35,547 - \$49,508	• Physical Therapists	\$58,701 - \$76,169
• Nursing Aides, Orderlies, & Attendants	\$20,608 - \$30,250	• Accountants & Auditors	\$42,427 - \$77,966	• Lawyers	\$52,731 - \$144,801
• Police & Sheriff's Patrol Officers	\$41,626 - \$56,423	• Business Operations Specialists, All Other	\$29,805 - \$73,938	• Geoscientists, Except Hydrologists & Geographers	\$49,330 - \$86,030
• Geological & Petroleum Technicians	\$49,003 - \$77,885	• Middle School Teachers, Except Special & Vocational Education	\$35,176 - \$49,218	• Mental Health & Substance Abuse Social Workers	\$21,266 - \$37,130
• Welders, Cutters, Solderers, & Brazers	\$35,802 - \$62,275	• Secondary School Teachers, Except Special & Vocational Education	\$33,951 - \$49,612	• Pharmacists	\$100,614 - \$121,499
• Automotive Service Technicians & Mechanics	\$23,966 - \$55,408	• Petroleum Engineers	\$75,500 - \$117,231	• Mental Health Counselors	\$25,401 - \$42,747
• Preschool Teachers, Except Special Education	\$21,662 - \$34,798	• General & Operations Managers	\$46,020 - \$106,562	• Educational, Vocational, & School Counselors	\$36,249 - \$49,711
• Veterinary Technologists & Technicians	\$24,593 - \$34,680	• Management Analysts	\$26,562 - \$123,682	• Occupational Therapists	\$57,444 - \$69,461
• Licensed Practical & Licensed Vocational Nurses	\$29,211 - \$42,079	• Medical & Health Services Managers	\$61,317 - \$92,944	• Librarians	\$25,566 - \$56,352
• Pharmacy Technicians	\$23,677 - \$33,444	• Child, Family, & School Social Workers	\$30,215 - \$51,184	• Urban & Regional Planners	\$41,930 - \$65,624
• Library Technicians	\$16,606 - \$29,372	• Construction Managers	\$58,596 - \$97,071	• Physicians & Surgeons, All Other	\$106,596 - \$201,138
• Emergency Medical Technicians & Paramedics	\$29,085 - \$47,240	• Substance Abuse & Behavioral Disorder Counselors	\$24,854 - \$44,132	• Family & General Practitioners	\$105,912 - \$202,296
• Bus & Truck Mechanics & Diesel Engine Specialists	\$34,806 - \$51,925	• Kindergarten Teachers, Except Special Education	\$34,003 - \$47,464	• Education Teachers, Postsecondary	\$23,020 - \$61,429
• Respiratory Therapists	\$43,274 - \$61,914	• Civil Engineers	\$53,974 - \$83,292	• Biological Science Teachers, Postsecondary	\$38,480 - \$65,494
• Detectives & Criminal Investigators	\$41,977 - \$76,285	• Social Workers, All Other	\$32,193 - \$47,935	• Surgeons	N/A

Start Using This Information

Are you:

- Trying to decide what kind of job or career you would like?
- Considering a change in your current career direction?
- Interested in exploring further education or training but need a goal in mind?

Then the labor market information in this brochure could be helpful to you!

There are two Colorado Careers brochures:

- Jobs Requiring Higher Education
- Jobs Requiring On-The-Job Training

Each brochure is divided into levels of education and training required for entry-level employment in the listed occupations. You will want to begin your career decision making process by evaluating your interests, skills, and experience. Next, you will want to consider the number of job opportunities likely to be available to you. That's where this brochure can help.

First, review the lists of growing occupations as you narrow down your potential job choices. Secondly, look at the wage figures. This information comes directly from Colorado businesses in the geographic locations specified on your brochure. Wage information is important because your wages will determine your lifestyle. Notice that increased education and training can strongly affect wages.

*Labor Market Information
Colorado Department of Labor and Employment*