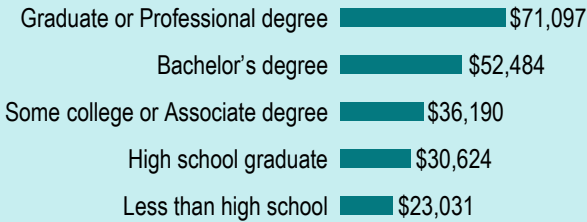


Education and training can benefit workers in their careers. Typically, more education results in higher weekly earnings and lower unemployment rates.

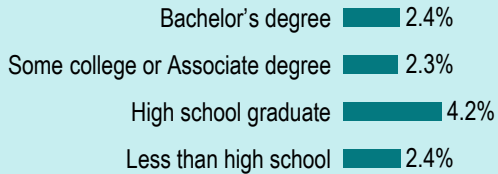
## 2017 Median Annual Earnings in Colorado



Based on Population 25 years and over with earnings

Source: U.S. Census Bureau, 2017 American Community Survey 1-Year Estimates

## Unemployment Rates in Colorado



Based on Population 25 years and over

Source: Bureau of Labor Statistics Current Population Survey October 2017 - September 2018

**Labor Market Information (LMI)** in the Colorado Department of Labor and Employment collects and analyzes information about labor market trends throughout Colorado. Data are presented in a variety of ways: industry employment and wages, current and projected industry and occupation levels, occupation wages, and labor force employment and wages. LMI conducts various research projects and assists workforce centers and others with customized regional information requests.

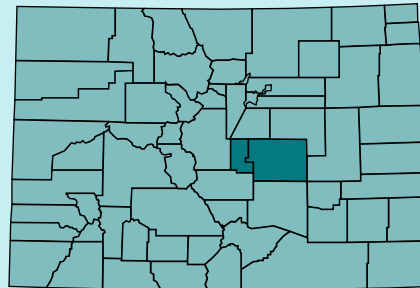
For Further Information  
[www.colmigateway.com](http://www.colmigateway.com)

For Further Training  
[www.collegeincolorado.org](http://www.collegeincolorado.org)

For Job Opportunities  
[www.connectingcolorado.com](http://www.connectingcolorado.com)

## Local Workforce Centers

To find your local workforce center  
 (303) 318-8850  
[www.colorado.gov/pacific/cdle/node/21591](http://www.colorado.gov/pacific/cdle/node/21591)



# Colorado Careers

*Know what jobs are expected to have the most openings.*



# Colorado Springs

*Based on Occupation Projections through 2027*

## Higher Education

## Colorado Springs

Certificate/Associate Degree	Wage Range	Bachelor's Degree	Wage Range	Master's / Professional Degree	Wage Range
• Nursing Assistants	\$23,191 - \$31,055	• Registered Nurses	\$55,594 - \$76,260	• Physical Therapists	\$63,351 - \$96,244
• Medical Assistants	\$28,735 - \$37,672	• Software Developers, Applications	\$72,389 - \$129,270	• Mental Health Counselors	\$32,809 - \$57,136
• Dental Assistants	\$28,408 - \$42,406	• Elementary School Teachers	\$35,391 - \$54,038	• Educational, Guidance, School, & Vocational Counselors	\$40,234 - \$56,119
• Hairdressers, Hairstylists, & Cosmetologists	\$20,184 - \$38,534	• General & Operations Managers	\$54,467 - \$159,103	• Education Administrators, Elementary & Secondary School	\$71,005 - \$99,960
• Heavy & Tractor-Trailer Truck Drivers	\$33,797 - \$51,639	• Business Operations Specialists	\$48,109 - \$100,908	• Clinical, Counseling, & School Psychologists	\$40,150 - \$87,717
• Preschool Teachers	\$22,048 - \$36,636	• Secondary School Teachers	\$37,646 - \$55,594	• Physician Assistants	\$72,560 - \$110,660
• Automotive Service Technicians & Mechanics	\$32,058 - \$60,707	• Market Research Analysts & Marketing Specialists	\$30,343 - \$79,041	• Healthcare Social Workers	\$30,974 - \$53,585
• Licensed Practical & Licensed Vocational Nurses	\$37,255 - \$49,871	• Software Developers, Systems Software	\$85,124 - \$135,223	• Speech-Language Pathologists	\$56,539 - \$102,887
• Heating, Air Conditioning, & Refrigeration Mechanics & Installers	\$45,433 - \$62,573	• Middle School Teachers	\$36,498 - \$54,025	• Pharmacists	\$76,309 - \$131,543
• Dental Hygienists	\$69,369 - \$83,427	• Construction Managers	\$60,137 - \$111,090	• Family & General Practitioners	\$164,130 - \$261,517
• Phlebotomists	\$26,462 - \$40,958	• Management Analysts	\$56,377 - \$109,293	• Occupational Therapists	\$71,779 - \$125,584
• Radiologic Technologists	\$46,827 - \$70,987	• Coaches & Scouts	\$22,647 - \$55,129	• Lawyers	\$65,185 - \$155,389
• Physical Therapist Assistants	\$34,804 - \$61,186	• Medical & Health Services Managers	\$56,162 - \$125,356	• Instructional Coordinators	\$45,653 - \$93,033
• Veterinary Technologists & Technicians	\$26,927 - \$40,351	• Information Security Analysts	\$82,783 - \$120,673	• Education Administrators, Postsecondary	\$41,394 - \$91,381
• Firefighters	\$30,724 - \$54,090	• Child, Family, & School Social Workers	\$29,452 - \$59,670	• Nursing Instructors & Teachers, Postsecondary	\$44,454 - \$76,141

### Start Using This Information

Are you:

- Trying to decide what kind of job or career you would like?
- Considering a change in your current career direction?
- Interested in exploring further education or training but need a goal in mind?

Then the labor market information in this brochure could be helpful to you! There are two Colorado Careers' brochures:

- Jobs Requiring Higher Education
- Jobs Requiring On-The-Job Training

Each brochure is divided into levels of education and training required for entry-level employment in the listed occupations. You will want to begin your career decision making process by evaluating your interests, skills, and experience. Next, you will want to consider the number of job opportunities likely to be available to you. Each list includes the occupations with the largest projected change in employment. That's where this brochure can help.

First, review the lists of growing occupations as you narrow down your potential job choices. Second, look at the wage figures. This information comes directly from Colorado businesses in the geographic locations specified on your brochure. Wage information is important because your wages can determine your lifestyle. Notice that increased education and training can strongly affect wages.

Labor Market Information  
Colorado Department of Labor and Employment

Source: 2017 Occupational Employment Statistics