


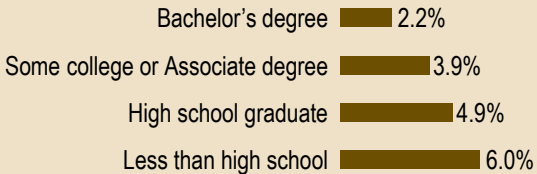
Education and training can benefit workers in their careers. Typically, more education results in higher weekly earnings and lower unemployment rates.

## 2014 Median Annual Earnings in Colorado



Based on Population 25 years and over with earnings  
Source: U.S. Census Bureau, 2015 American Community Survey

## Unemployment Rates in Colorado



Based on Population 25 years and over  
Source: Bureau of Labor Statistics Current Population Survey  
November 2014 - October 2015

**Labor Market Information (LMI)** in the Colorado Department of Labor and Employment collects and analyzes information about labor market trends throughout Colorado. Data are presented in a variety of ways: industry employment and wages, current and projected industry and occupation levels, occupation wages, and labor force employment and wages. LMI conducts various research projects and assists workforce centers and others with customized regional information requests.

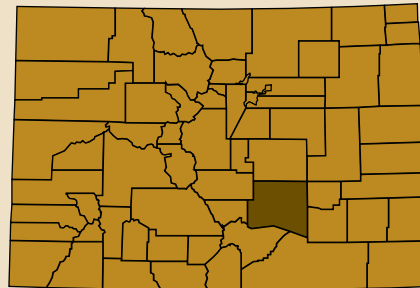
For Further Information  
[www.colmigateway.com](http://www.colmigateway.com)

For Further Training  
[www.collegeincolorado.org](http://www.collegeincolorado.org)

For Job Opportunities  
[www.connectingcolorado.com](http://www.connectingcolorado.com)

## Local Workforce Centers

To find your local workforce center  
(303) 318-8850  
[www.coworkforce.com/EMP/WFCs.asp](http://www.coworkforce.com/EMP/WFCs.asp)



# Colorado Careers

*Know what jobs are expected to have the most openings.*



## Pueblo

*Based on Occupation Projections through 2024*

## Higher Education

Certificate/Associate Degree	Wage Range	Bachelor's Degree	Wage Range	Master's / Professional Degree	Wage Range
• Registered Nurses	\$49,419 - \$69,480	• General & Operations Managers	\$43,612 - \$115,227	• Nurse Practitioners	\$57,939 - \$95,858
• Nursing Assistants	\$21,407 - \$31,406	• Accountants & Auditors	\$37,627 - \$79,146	• Pharmacists	\$96,907 - \$121,537
• Medical Assistants	\$24,527 - \$30,926	• Cost Estimators	\$36,069 - \$63,893	• Healthcare Social Workers	\$39,190 - \$72,310
• Heavy & Tractor-Trailer Truck Drivers	\$29,110 - \$50,032	• Elementary School Teachers	\$35,976 - \$54,636	• Mental Health Counselors	\$29,540 - \$51,241
• Dental Assistants	\$26,225 - \$34,996	• Market Research Analysts & Marketing Specialists	\$29,764 - \$73,839	• Physician Assistants	\$64,633 - \$101,527
• Dental Hygienists	\$55,491 - \$70,051	• Medical & Health Services Managers	\$77,010 - \$118,303	• Health Specialties Teachers, Postsecondary	\$26,178 - \$50,339
• Emergency Medical Technicians & Paramedics	\$24,284 - \$47,197	• Construction Managers	\$62,591 - \$98,382	• Nursing Instructors & Teachers, Postsecondary	\$32,689 - \$58,947
• Licensed Practical & Licensed Vocational Nurses	\$34,764 - \$49,423	• Management Analysts	\$45,289 - \$78,815	• Lawyers	\$53,336 - \$96,231
• Veterinary Technologists & Technicians	\$17,794 - \$27,093	• Middle School Teachers	\$34,720 - \$51,738	• Physical Therapists	\$76,582 - \$110,896
• Paralegals & Legal Assistants	\$26,538 - \$42,359	• Software Developers, Applications	\$50,469 - \$78,822	• Rehabilitation Counselors	\$22,459 - \$41,993
• Phlebotomists	\$24,747 - \$35,946	• Mental Health & Substance Abuse Social Workers	\$29,525 - \$52,629	• Optometrists	\$55,467 - \$91,424
• Physical Therapist Assistants	\$30,687 - \$48,999	• Special Education Teachers, Kindergarten & Elementary School	\$38,557 - \$55,516	• Speech-Language Pathologists	\$61,954 - \$99,004
• Diagnostic Medical Sonographers	\$59,923 - \$74,560	• Training & Development Specialists	\$28,729 - \$65,241	• Occupational Therapists	\$70,275 - \$115,972
• First-Line Supervisors of Production & Operating Workers	\$37,237 - \$67,245	• Human Resources Specialists	\$32,029 - \$64,429	• Family & General Practitioners	\$47,451 - \$151,382
• Medical Records & Health Information Technicians	\$31,199 - \$50,166	• Computer Systems Analysts	\$48,453 - \$72,702	• Educational, Guidance, School, & Vocational Counselors	\$33,334 - \$56,023

### Start Using This Information

Are you:

- Trying to decide what kind of job or career you would like?
- Considering a change in your current career direction?
- Interested in exploring further education or training but need a goal in mind?

Then the labor market information in this brochure could be helpful to you!

There are two Colorado Careers brochures:

- Jobs Requiring Higher Education
- Jobs Requiring On-The-Job Training

Each brochure is divided into levels of education and training required for entry-level employment in the listed occupations. You will want to begin your career decision making process by evaluating your interests, skills, and experience. Next, you will want to consider the number of job opportunities likely to be available to you. That's where this brochure can help.

First, review the lists of growing occupations as you narrow down your potential job choices. Second, look at the wage figures. This information comes directly from Colorado businesses in the geographic locations specified on your brochure. Wage information is important because your wages can determine your lifestyle. Notice that increased education and training can strongly affect wages.