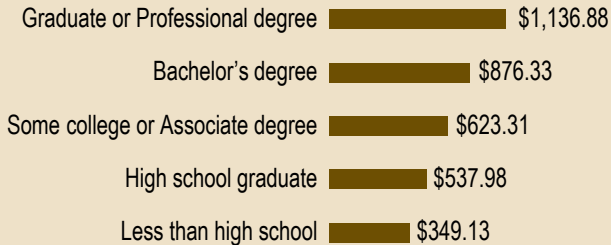


## Education Pays


Education and training can benefit workers in their careers. Typically, the more education, the higher the weekly earnings and the lower the unemployment rate.

### Median Weekly Earnings in Colorado



Based on Population 25 years and over with earnings

### Unemployment Rates in Colorado



Based on Population 25 to 64 years

Source: U.S. Census Bureau,  
2009 American Community Survey

## Colorado Labor Market Information

**Labor Market Information (LMI)** in the Colorado Department of Labor and Employment collects and analyzes information about labor market trends throughout Colorado. Data are presented in a variety of ways: industry employment and wages, current and projected industry and occupation levels, occupation wages, and labor force employment and wages. LMI conducts various research projects and assists workforce centers and others with customized regional information requests.

For Further Information  
[www.coworkforce.com/LMIGateway](http://www.coworkforce.com/LMIGateway)

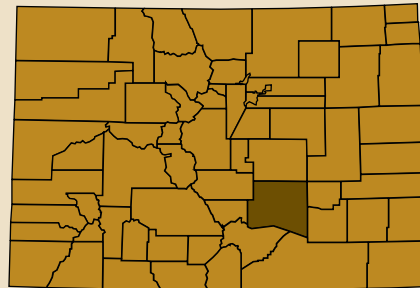
For Further Training  
[www.e-colorado.org](http://www.e-colorado.org)

For Job Opportunities  
[www.connectingcolorado.com](http://www.connectingcolorado.com)

### Local Workforce Centers

To find your local workforce center  
(303) 318-8850

[www.coworkforce.com/EMP/WFCs.asp](http://www.coworkforce.com/EMP/WFCs.asp)



## Higher Education

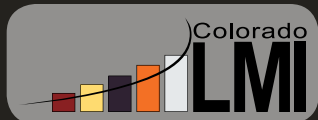
# Colorado Careers

*Know what jobs are expected  
to have the most openings.*



## Pueblo

*Based on Occupation  
Projections through 2020*



## Higher Education

Certificate/Associate Degree	Wage Range	Bachelor's Degree	Wage Range	Master's / Professional Degree	Wage Range
• Registered Nurses	\$46,710 - \$69,468	• Accountants & Auditors	\$37,655 - \$65,111	• Pharmacists	\$98,517 - \$126,496
• Nursing Aides, Orderlies, & Attendants	\$19,677 - \$27,338	• Business Operations Specialists, All Other	\$35,488 - \$71,560	• Educational, Vocational, & School Counselors	\$26,755 - \$53,324
• Pharmacy Technicians	\$24,403 - \$33,775	• Substance Abuse & Behavioral Disorder Counselors	\$20,615 - \$34,001	• Clinical, Counseling, & School Psychologists	\$51,516 - \$107,409
• Licensed Practical & Licensed Vocational Nurses	\$32,142 - \$41,901	• Special Education Teachers, Preschool, Kindergarten, & Elementary School	\$34,200 - \$47,889	• Mental Health Counselors	\$35,581 - \$58,864
• Fitness Trainers & Aerobics Instructors	\$15,939 - \$26,330	• Vocational Education Teachers, Postsecondary	N/A	• Mental Health & Substance Abuse Social Workers	\$28,522 - \$45,332
• Preschool Teachers, Except Special Education	\$16,420 - \$28,214	• Medical & Public Health Social Workers	\$32,054 - \$52,358	• Physical Therapists	\$56,661 - \$95,857
• Dental Hygienists	\$42,826 - \$77,135	• Probation Officers & Correctional Treatment Specialists	\$34,407 - \$64,240	• Occupational Therapists	\$58,166 - \$86,210
• Surgical Technologists	\$33,294 - \$48,523	• Kindergarten Teachers, Except Special Education	\$31,845 - \$47,515	• Speech-Language Pathologists	\$62,428 - \$97,924
• Welders, Cutters, Solderers, & Brazers	\$26,162 - \$41,303	• Medical & Health Services Managers	\$36,123 - \$90,547	• Lawyers	\$51,255 - \$107,420
• Medical Records & Health Information Technicians	\$21,263 - \$39,683	• Construction Managers	\$54,772 - \$89,025	• Physicians & Surgeons, All Other	\$68,518 - \$228,142
• Physical Therapist Assistants	\$26,104 - \$45,283	• Social Workers, All Other	\$27,139 - \$54,155		
• Paralegals & Legal Assistants	\$34,146 - \$37,084	• Civil Engineers	\$59,531 - \$102,604		
• Veterinary Technologists & Technicians	\$23,835 - \$31,462	• Cost Estimators	\$38,672 - \$63,860		
• Cardiovascular Technologists & Technicians	\$29,397 - \$73,501	• Education Administrators, Postsecondary	\$48,599 - \$83,093		
		• Social & Community Service Managers	\$45,363 - \$68,581		

### Start Using This Information

Are you:

- Trying to decide what kind of job or career you would like?
- Considering a change in your current career direction?
- Interested in exploring further education or training but need a goal in mind?

Then the labor market information in this brochure could be helpful to you!

There are two Colorado Careers brochures:

- Jobs Requiring Higher Education
- Jobs Requiring On-The-Job Training

Each brochure is divided into levels of education and training required for entry-level employment in the listed occupations. You will want to begin your career decision making process by evaluating your interests, skills, and experience. Next, you will want to consider the number of job opportunities likely to be available to you. That's where this brochure can help.

First, review the lists of growing occupations as you narrow down your potential job choices. Secondly, look at the wage figures. This information comes directly from Colorado businesses in the geographic locations specified on your brochure. Wage information is important because your wages will determine your lifestyle. Notice that increased education and training can strongly affect wages.