



## Education Pays


Education and training can benefit workers in their careers. Typically, more education results in higher weekly earnings and lower unemployment rates.


### Median Weekly Earnings in Colorado

Graduate or Professional degree  \$1,170.94

Bachelor's degree  \$918.88


Some college or Associate degree  \$639.38


High school graduate  \$547.81

Less than high school  \$401.65

Based on population age 25 years and over with earnings

### Unemployment Rates in Colorado

Bachelor's degree  3.9%

Some college or Associate degree  7.4%

High school graduate  8.4%

Less than high school  10.6%

Based on population age 25 to 64 years

Source: U.S. Census Bureau,  
2012 American Community Survey

## Colorado Labor Market Information

**Labor Market Information (LMI)** in the Colorado Department of Labor and Employment collects and analyzes information about labor market trends throughout Colorado. Data are presented in a variety of ways: industry employment and wages, current and projected industry and occupation levels, occupation wages, and labor force employment and wages. LMI conducts various research projects and assists workforce centers and others with customized regional information requests.

For Further Information  
[www.colmigateway.com](http://www.colmigateway.com)

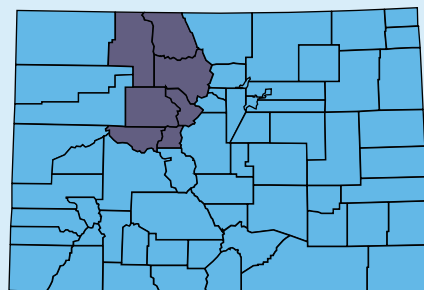
For Further Training  
[www.e-colorado.org](http://www.e-colorado.org)

For Job Opportunities  
[www.connectingcolorado.com](http://www.connectingcolorado.com)

### Local Workforce Centers

To find your local workforce center  
(303) 318-8850

[www.coworkforce.com/EMP/WFCs.asp](http://www.coworkforce.com/EMP/WFCs.asp)



## Higher Education

# Colorado Careers

*Know what jobs are expected  
to have the most openings.*



## North Central Colorado

*Based on Occupation  
Projections through 2022*

## Higher Education

## North Central Colorado

Certificate/Associate Degree	Wage Range	Bachelor's Degree	Wage Range	Master's / Professional Degree	Wage Range
• Registered Nurses	\$50,954 - \$81,574	• Elementary School Teachers	\$36,987 - \$54,338	• Mental Health Counselors	\$26,401 - \$40,359
• General & Operations Managers	\$58,396 - \$126,153	• Accountants & Auditors	\$38,834 - \$75,488	• Family & General Practitioners	\$127,389 - \$172,634
• Hairdressers, Hairstylists, & Cosmetologists	\$21,273 - \$36,992	• Middle School Teachers	\$34,911 - \$52,699	• Physical Therapists	\$48,665 - \$82,048
• Massage Therapists	\$16,957 - \$44,053	• Architects, Except Landscape & Naval	\$44,916 - \$104,641	• Physician Assistants	\$52,841 - \$103,057
• Dental Assistants	\$29,726 - \$41,894	• Market Research Analysts & Marketing Specialists	\$35,364 - \$73,723	• Educational, Guidance, School, & Vocational Counselors	\$40,110 - \$55,379
• Preschool Teachers, Except Special Education	\$24,259 - \$37,875	• Software Developers, Applications	\$46,023 - \$134,311	• Instructional Coordinators	\$50,589 - \$85,442
• Nursing Assistants	\$25,664 - \$33,584	• Network & Computer Systems Administrators	\$49,088 - \$85,241	• Pharmacists	\$104,903 - \$131,621
• Emergency Medical Technicians & Paramedics	\$25,175 - \$41,893	• Meeting, Convention, & Event Planners	\$31,013 - \$55,710	• Education Administrators, Elementary & Secondary School	\$56,434 - \$85,862
• Radiologic Technologists & Technicians	\$38,025 - \$72,003	• Secondary School Teachers	\$35,242 - \$54,044	• Clinical, Counseling, & School Psychologists	\$52,487 - \$89,299
• Veterinary Technologists & Technicians	\$23,183 - \$39,421	• Management Analysts	\$45,425 - \$118,623	• Occupational Therapists	\$51,539 - \$76,853
• Firefighters	\$25,150 - \$48,231	• Recreation Workers	\$20,427 - \$34,303	• Speech-Language Pathologists	\$66,554 - \$91,318
• Licensed Practical & Licensed Vocational Nurses	\$35,396 - \$50,214	• Public Relations Specialists	\$34,441 - \$61,637	• Rehabilitation Counselors	\$26,145 - \$45,443
• Dental Hygienists	\$60,600 - \$84,099	• Employment, Recruitment & Placement Specialists	\$38,025 - \$72,003	• Veterinarians	\$51,941 - \$83,618
• Surgical Technologists	\$26,964 - \$50,415	• Interior Designers	\$31,072 - \$52,697	• Healthcare Social Workers	\$36,265 - \$59,021
• Computer, Automated Teller, & Office Machine Repairers	\$38,004 - \$64,848	• Graphic Designers	\$34,655 - \$59,862	• Curators	\$40,598 - \$52,197

### Start Using This Information

Are you:

- Trying to decide what kind of job or career you would like?
- Considering a change in your current career direction?
- Interested in exploring further education or training but need a goal in mind?

Then the labor market information in this brochure could be helpful to you!

There are two Colorado Careers brochures:

- Jobs Requiring Higher Education
- Jobs Requiring On-The-Job Training

Each brochure is divided into levels of education and training required for entry-level employment in the listed occupations. You will want to begin your career decision making process by evaluating your interests, skills, and experience. Next, you will want to consider the number of job opportunities likely to be available to you. That's where this brochure can help.

First, review the lists of growing occupations as you narrow down your potential job choices. Second, look at the wage figures. This information comes directly from Colorado businesses in the geographic locations specified on your brochure. Wage information is important because your wages can determine your lifestyle. Notice that increased education and training can strongly affect wages.

*Labor Market Information  
Colorado Department of Labor and Employment*