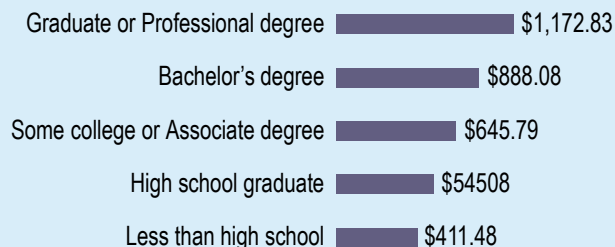


## Education Pays


Education and training can benefit workers in their careers. Typically, the more education, the higher the weekly earnings and the lower the unemployment rate.

### Median Weekly Earnings in Colorado



Based on Population 25 years and over with earnings

### Unemployment Rates in Colorado



Based on Population 25 to 64 years

Source: U.S. Census Bureau,  
2011 American Community Survey

## Colorado Labor Market Information

**Labor Market Information (LMI)** in the Colorado Department of Labor and Employment collects and analyzes information about labor market trends throughout Colorado. Data are presented in a variety of ways: industry employment and wages, current and projected industry and occupation levels, occupation wages, and labor force employment and wages. LMI conducts various research projects and assists workforce centers and others with customized regional information requests.

For Further Information  
[www.colmigateway.com](http://www.colmigateway.com)

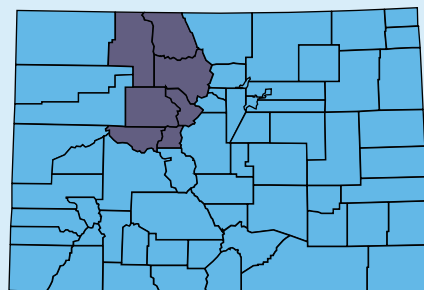
For Further Training  
[www.e-colorado.org](http://www.e-colorado.org)

For Job Opportunities  
[www.connectingcolorado.com](http://www.connectingcolorado.com)

### Local Workforce Centers

To find your local workforce center  
(303) 318-8850

[www.coworkforce.com/EMP/WFCs.asp](http://www.coworkforce.com/EMP/WFCs.asp)



## Higher Education

# Colorado Careers

*Know what jobs are expected  
to have the most openings.*



## North Central Colorado

*Based on Occupation  
Projections through 2021*



## Higher Education

## North Central Colorado

Certificate/Associate Degree	Wage Range	Bachelor's Degree	Wage Range	Master's / Professional Degree	Wage Range
• Registered Nurses	\$50,165 - \$81,282	• Elementary School Teachers	\$38,629 - \$54,777	• Mental Health Counselors	\$26,181 - \$34,810
• Hairdressers, Hairstylists, & Cosmetologists	\$20,134 - \$26,038	• Accountants & Auditors	\$42,113 - \$90,488	• Family & General Practitioners	\$121,463 - \$160,092
• Dental Assistants	\$27,574 - \$40,206	• Middle School Teachers	\$38,408 - \$54,926	• Physical Therapists	\$48,620 - \$79,222
• Nursing Aides, Orderlies, & Attendants	\$24,964 - \$33,521	• Secondary School Teachers	\$37,489 - \$55,924	• Educational, Guidance, School, & Vocational Counselors	\$41,482 - \$58,606
• Emergency Medical Technicians & Paramedics	\$25,425 - \$46,321	• Market Research Analysts & Marketing Specialists	\$30,967 - \$67,162	• Physician Assistants	\$47,078 - \$90,700
• Radiologic Technologists & Technicians	\$49,424 - \$75,520	• Network & Computer Systems Administrators	\$49,526 - \$95,047	• Pharmacists	\$73,800 - \$122,287
• Preschool Teachers	\$29,186 - \$39,826	• Recreation Workers	\$19,340 - \$32,989	• Instructional Coordinators	\$52,596 - \$84,780
• Firefighters	\$27,534 - \$50,124	• Meeting, Convention, & Event Planners	\$30,968 - \$57,987	• Education Administrators, Elementary & Secondary School	\$59,417 - \$89,766
• Veterinary Technologists & Technicians	\$23,094 - \$40,329	• Architects	\$52,641 - \$97,274	• Clinical, Counseling, & School Psychologists	\$54,465 - \$87,387
• Licensed Practical & Licensed Vocational Nurses	\$34,335 - \$45,227	• Personal Financial Advisors	\$40,618 - \$94,619	• Speech-Language Pathologists	\$65,332 - \$92,374
• Massage Therapists	\$17,285 - \$44,312	• Software Developers, Applications	\$37,936 - \$118,379	• Occupational Therapists	\$50,662 - \$75,781
• Dental Hygienists	\$60,811 - \$81,217	• Management Analysts	\$60,172 - \$119,469	• Rehabilitation Counselors	\$26,142 - \$38,287
• Surgical Technologists	\$26,485 - \$51,318	• Public Relations Specialists	\$38,443 - \$65,194	• Veterinarians	\$53,686 - \$76,098
• Forest & Conservation Technicians	\$26,543 - \$37,749	• Special Education Teachers, Preschool, Kindergarten, & Elementary School	\$39,254 - \$55,320	• Curators	\$42,027 - \$51,117
• Respiratory Therapists	\$56,464 - \$68,540	• Kindergarten Teachers	\$39,219 - \$53,081	• Healthcare Social Workers	\$46,947 - \$59,759

### Start Using This Information

Are you:

- Trying to decide what kind of job or career you would like?
- Considering a change in your current career direction?
- Interested in exploring further education or training but need a goal in mind?

Then the labor market information in this brochure could be helpful to you!

There are two Colorado Careers brochures:

- Jobs Requiring Higher Education
- Jobs Requiring On-The-Job Training

Each brochure is divided into levels of education and training required for entry-level employment in the listed occupations. You will want to begin your career decision making process by evaluating your interests, skills, and experience. Next, you will want to consider the number of job opportunities likely to be available to you. That's where this brochure can help.

First, review the lists of growing occupations as you narrow down your potential job choices. Secondly, look at the wage figures. This information comes directly from Colorado businesses in the geographic locations specified on your brochure. Wage information is important because your wages will determine your lifestyle. Notice that increased education and training can strongly affect wages.

*Labor Market Information  
Colorado Department of Labor and Employment*