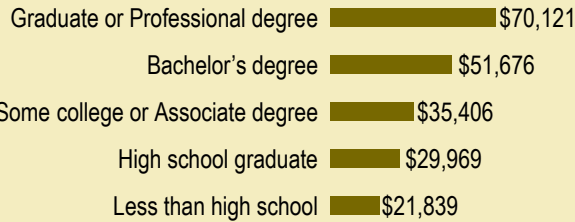


Education and training can benefit workers in their careers. Typically, more education results in higher weekly earnings and lower unemployment rates.

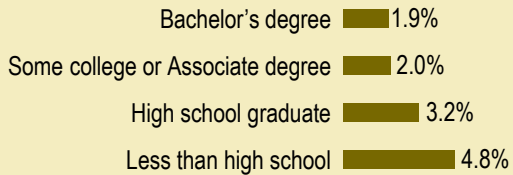
## 2016 Median Annual Earnings in Colorado



Based on Population 25 years and over with earnings

Source: U.S. Census Bureau, 2016 American Community Survey 1-Year Estimates

## Unemployment Rates in Colorado



Based on Population 25 years and over

Source: Bureau of Labor Statistics Current Population Survey September 2016 - August 2017

**Labor Market Information (LMI)** in the Colorado Department of Labor and Employment collects and analyzes information about labor market trends throughout Colorado. Data are presented in a variety of ways: industry employment and wages, current and projected industry and occupation levels, occupation wages, and labor force employment and wages. LMI conducts various research projects and assists workforce centers and others with customized regional information requests.

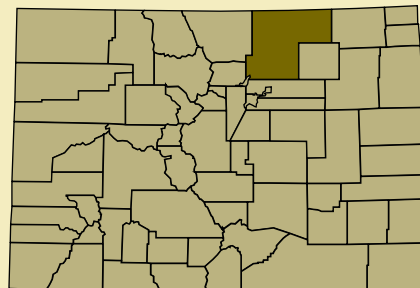
For Further Information  
[www.colmiguateway.com](http://www.colmiguateway.com)

For Further Training  
[www.collegeincolorado.org](http://www.collegeincolorado.org)

For Job Opportunities  
[www.connectingcolorado.com](http://www.connectingcolorado.com)

## Local Workforce Centers

To find your local workforce center  
 (303) 318-8850  
[www.colorado.gov/pacific/cdle/node/21591](http://www.colorado.gov/pacific/cdle/node/21591)



# Colorado Careers

*Know what jobs are expected to have the most openings.*



## Greeley

*Based on Occupation Projections through 2026*

## Higher Education

Certificate/Associate Degree	Wage Range	Bachelor's Degree	Wage Range	Master's / Professional Degree	Wage Range
• Heavy & Tractor-Trailer Truck Drivers	\$34,745 - \$51,704	• General & Operations Managers	\$48,585 - \$153,816	• Educational, Guidance, School, & Vocational Counselors	\$39,854 - \$54,872
• Automotive Service Technicians & Mechanics	\$24,687 - \$49,440	• Elementary School Teachers	\$35,127 - \$52,674	• Mental Health Counselors	\$23,433 - \$47,248
• Nursing Assistants	\$21,783 - \$29,845	• Registered Nurses	\$54,761 - \$74,483	• Art, Drama, & Music Teachers, Postsecondary	\$31,803 - \$63,175
• Preschool Teachers	\$21,463 - \$30,567	• Business Operations Specialists	\$37,693 - \$82,439	• Education Administrators, Elementary & Secondary School	\$66,801 - \$95,971
• Heating, Air Conditioning, & Refrigeration Mechanics & Installers	\$37,372 - \$63,251	• Accountants & Auditors	\$45,954 - \$87,575	• Lawyers	\$46,773 - \$124,429
• Medical Assistants	\$25,641 - \$33,366	• Secondary School Teachers	\$36,317 - \$55,608	• Physical Therapists	\$47,080 - \$87,967
• Hairdressers, Hairstylists, & Cosmetologists	\$18,562 - \$29,307	• Middle School Teachers	\$35,379 - \$52,804	• Healthcare Social Workers	\$33,065 - \$49,640
• Electrical & Electronics Repairers, Commercial & Industrial Equipment	\$29,141 - \$60,397	• Managers	\$63,060 - \$134,299	• Clinical, Counseling, & School Psychologists	\$35,404 - \$77,146
• Library Technicians	\$24,665 - \$38,497	• Construction Managers	\$62,971 - \$129,177	• Community & Social Service Specialists	\$26,551 - \$57,280
• Licensed Practical & Licensed Vocational Nurses	\$37,717 - \$53,053	• Kindergarten Teachers	\$33,644 - \$49,892	• Speech-Language Pathologists	\$56,118 - \$87,433
• Veterinary Technologists & Technicians	\$21,669 - \$31,644	• Market Research Analysts & Marketing Specialists	\$35,722 - \$70,348	• Librarians	\$42,073 - \$70,633
• Dental Hygienists	\$71,805 - \$81,116	• Fundraisers	\$27,211 - \$61,367	• Physician Assistants	\$86,036 - \$107,362
• Dental Assistants	\$32,304 - \$43,572	• Human Resources Specialists	\$36,800 - \$79,583	• Veterinarians	\$48,557 - \$86,157
• Engineering Technicians	\$48,235 - \$77,568	• Training & Development Specialists	\$33,031 - \$69,640	• Occupational Therapists	\$69,481 - \$88,942
• Massage Therapists	\$22,069 - \$56,672	• Cost Estimators	\$49,290 - \$70,772	• Pharmacists	\$101,973 - \$126,960

### Start Using This Information

Are you:

- Trying to decide what kind of job or career you would like?
- Considering a change in your current career direction?
- Interested in exploring further education or training but need a goal in mind?

Then the labor market information in this brochure could be helpful to you!

There are two Colorado Careers brochures:

- Jobs Requiring Higher Education
- Jobs Requiring On-The-Job Training

Each brochure is divided into levels of education and training required for entry-level employment in the listed occupations. You will want to begin your career decision making process by evaluating your interests, skills, and experience. Next, you will want to consider the number of job opportunities likely to be available to you. That's where this brochure can help.

First, review the lists of growing occupations as you narrow down your potential job choices. Second, look at the wage figures. This information comes directly from Colorado businesses in the geographic locations specified on your brochure. Wage information is important because your wages can determine your lifestyle. Notice that increased education and training can strongly affect wages.

*Labor Market Information  
Colorado Department of Labor and Employment*

Source: 2016 Occupational Employment Statistics