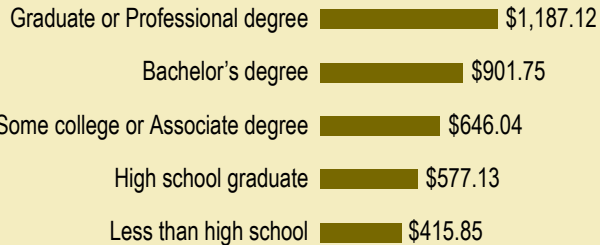


Education Pays

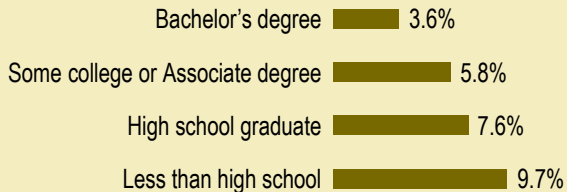
Education and training can benefit workers in their careers. Typically, more education results in higher weekly earnings and lower unemployment rates.

Median Weekly Earnings in Colorado



Based on population age 25 years and over with earnings

Unemployment Rates in Colorado



Based on population age 25 to 64 years

Source: U.S. Census Bureau,
2013 American Community Survey

Colorado Labor Market Information

Labor Market Information (LMI) in the Colorado Department of Labor and Employment collects and analyzes information about labor market trends throughout Colorado. Data are presented in a variety of ways: industry employment and wages, current and projected industry and occupation levels, occupation wages, and labor force employment and wages. LMI conducts various research projects and assists workforce centers and others with customized regional information requests.

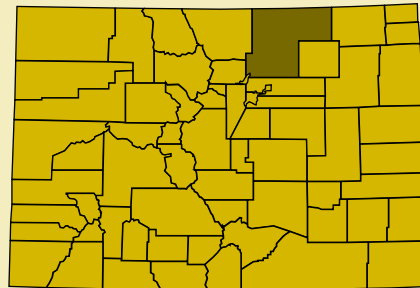
For Further Information
www.colmigateway.com

For Further Training
www.collegeincolorado.org

For Job Opportunities
www.connectingcolorado.com

Local Workforce Centers

To find your local workforce center
(303) 318-8850
www.coworkforce.com/EMP/WFCs.asp



Higher Education

Colorado Careers

*Know what jobs are expected
to have the most openings.*



Greeley

*Based on Occupation
Projections through 2023*

Higher Education

Certificate/Associate Degree	Wage Range	Bachelor's Degree	Wage Range	Master's / Professional Degree	Wage Range
• Heavy & Tractor-Trailer Truck Drivers	\$32,250 - \$47,268	• General & Operations Managers	\$51,042 - \$144,840	• Lawyers	\$57,120 - \$132,209
• Registered Nurses	\$52,434 - \$75,406	• Accountants & Auditors	\$41,473 - \$85,102	• Veterinarians	\$62,619 - \$75,022
• First-Line Supervisors of Production & Operating Workers	\$44,994 - \$69,705	• Elementary School Teachers	\$34,149 - \$51,045	• Educational, Guidance, School, & Vocational Counselors	\$37,549 - \$52,062
• Nursing Assistants	\$21,304 - \$28,998	• Construction Managers	\$57,730 - \$100,086	• Community & Social Service Specialists	\$28,493 - \$51,985
• Medical Assistants	\$25,868 - \$33,192	• Market Research Analysts & Marketing Specialists	\$37,475 - \$79,523	• Art, Drama, & Music Teachers, Postsecondary	\$22,539 - \$48,366
• Hairdressers, Hairstylists, & Cosmetologists	\$19,981 - \$28,074	• Cost Estimators	\$31,419 - \$70,160	• Physical Therapists	\$54,894 - \$82,675
• Licensed Practical & Licensed Vocational Nurses	\$37,187 - \$49,879	• Middle School Teachers	\$34,752 - \$50,928	• Pharmacists	\$97,927 - \$126,565
• Veterinary Technologists & Technicians	\$23,813 - \$29,803	• Management Analysts	\$36,850 - \$133,201	• Healthcare Social Workers	\$38,526 - \$57,252
• Heating, Air Conditioning, & Refrigeration Mechanics & Installers	\$35,492 - \$63,813	• Civil Engineers	\$62,358 - \$96,783	• Nurse Practitioners	\$77,909 - \$101,958
• Paralegals & Legal Assistants	\$41,232 - \$49,459	• Network & Computer Systems Administrators	\$51,545 - \$85,172	• Education Administrators, Elementary & Secondary School	\$64,224 - \$91,520
• Computer Network Support Specialists	\$47,915 - \$69,329	• Child, Family, & School Social Workers	\$27,562 - \$51,732	• Instructional Coordinators	\$55,594 - \$81,166
• Dental Assistants	\$28,753 - \$44,442	• Secondary School Teachers	\$36,191 - \$53,292	• Mathematical Science Teachers, Postsecondary	\$24,728 - \$52,196
• Dental Hygienists	\$71,908 - \$85,115	• Computer Systems Analysts	\$58,870 - \$94,477	• Occupational Therapists	\$64,067 - \$88,602
• Electrical & Electronics Engineering Technicians	\$37,568 - \$64,103	• Petroleum Engineers	\$85,095 - \$155,321	• Psychology Teachers, Postsecondary	\$23,195 - \$63,375
• Aircraft Mechanics & Service Technicians	\$23,968 - \$58,185	• Human Resources Specialists	\$38,740 - \$71,292	• Librarians	\$39,561 - \$63,591

Start Using This Information

Are you:

- Trying to decide what kind of job or career you would like?
- Considering a change in your current career direction?
- Interested in exploring further education or training but need a goal in mind?

Then the labor market information in this brochure could be helpful to you!

There are two Colorado Careers brochures:

- Jobs Requiring Higher Education
- Jobs Requiring On-The-Job Training

Each brochure is divided into levels of education and training required for entry-level employment in the listed occupations. You will want to begin your career decision making process by evaluating your interests, skills, and experience. Next, you will want to consider the number of job opportunities likely to be available to you. That's where this brochure can help.

First, review the lists of growing occupations as you narrow down your potential job choices. Second, look at the wage figures. This information comes directly from Colorado businesses in the geographic locations specified on your brochure. Wage information is important because your wages can determine your lifestyle. Notice that increased education and training can strongly affect wages.