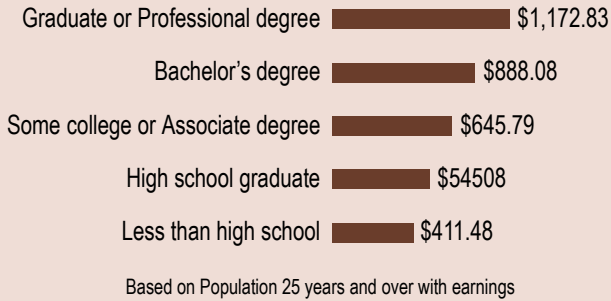
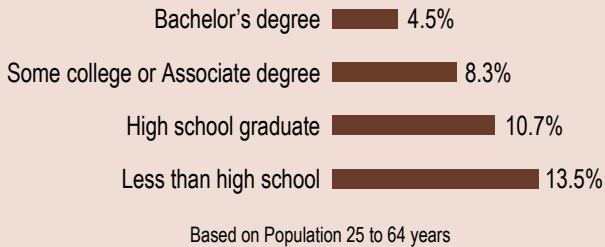


Education and training can benefit workers in their careers. Typically, the more education, the higher the weekly earnings and the lower the unemployment rate.

## Median Weekly Earnings in Colorado



## Unemployment Rates in Colorado



Source: U.S. Census Bureau, 2011 American Community Survey

**Labor Market Information (LMI)** in the Colorado Department of Labor and Employment collects and analyzes information about labor market trends throughout Colorado. Data are presented in a variety of ways: industry employment and wages, current and projected industry and occupation levels, occupation wages, and labor force employment and wages. LMI conducts various research projects and assists workforce centers and others with customized regional information requests.

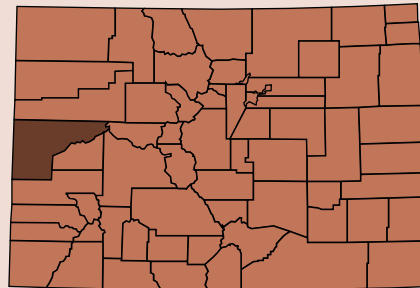
For Further Information  
[www.colmgateway.com](http://www.colmgateway.com)

For Further Training  
[www.e-colorado.org](http://www.e-colorado.org)

For Job Opportunities  
[www.connectingcolorado.com](http://www.connectingcolorado.com)

## Local Workforce Centers

To find your local workforce center  
(303) 318-8850  
[www.coworkforce.com/EMP/WFCs.asp](http://www.coworkforce.com/EMP/WFCs.asp)



# Colorado Careers

*Know what jobs are expected to have the most openings.*



## Grand Junction

*Based on Occupation Projections through 2021*



## Higher Education

## Grand Junction

Certificate/Associate Degree	Wage Range	Bachelor's Degree	Wage Range	Master's / Professional Degree	Wage Range
• Personal Care Aides	\$17,777 - \$23,465	• Service Unit Operators, Oil, Gas, & Mining	\$30,916 - \$56,652	• First-Line Supervisors of Construction Trades & Extraction Workers	\$41,372 - \$74,564
• Combined Food Preparation & Serving Workers, Including Fast Food	\$17,143 - \$20,119	• Roustabouts, Oil and Gas	\$29,627 - \$46,924	• Industrial Machinery Mechanics	\$27,790 - \$53,046
• Retail Salespersons	\$17,366 - \$32,139	• Sales Representatives, Wholesale & Manufacturing	\$28,009 - \$57,677	• Business Operations Specialists	\$31,983 - \$73,727
• Heavy & Tractor-Trailer Truck Drivers	\$25,125 - \$45,811	• Cooks, Restaurant	\$20,049 - \$26,565	• Automotive Service Technicians & Mechanics	\$25,637 - \$46,436
• Waiters & Waitresses	\$17,235 - \$21,176	• Rotary Drill Operators, Oil & Gas	\$37,476 - \$66,457	• Mobile Heavy Equipment Mechanics	\$34,700 - \$51,465
• Cashiers	\$17,314 - \$22,066	• Bookkeeping, Accounting, & Auditing Clerks	\$24,673v\$38,858	• Real Estate Sales Agents	\$26,300 - \$41,321
• Customer Service Representatives	\$22,883 - \$34,364	• Medical Assistants	\$21,974 - \$33,792	• Bus & Truck Mechanics & Diesel Engine Specialists	\$35,588 - \$60,068
• Office Clerks, General	\$18,795 - \$33,235	• Medical Secretaries	\$24,544 - \$39,428	• Water & Wastewater Treatment Plant & System Operators	\$28,471 - \$45,772
• Receptionists & Information Clerks	\$18,696 - \$29,272	• First-Line Supervisors of Food Preparation & Serving Workers	\$25,059 - \$39,478	• Bakers	\$21,051 - \$29,357
• Laborers & Freight, Stock, & Material Movers, Hand	\$18,481 - \$27,419	• Maintenance & Repair Workers, General	\$24,635 - \$41,444	• Purchasing Agents	\$37,949 - \$63,746
• Secretaries & Administrative Assistants	\$21,487 - \$34,679	• First-Line Supervisors of Retail Sales Workers	\$25,075 - \$49,907	• Opticians, Dispensing	\$23,334 - \$35,139
• Childcare Workers	\$17,442 - \$19,783	• Operating Engineers & Other Construction Equipment Operators	\$36,919 - \$51,482	• First-Line Supervisors of Non-Retail Sales Workers	\$35,801 - \$67,210
• Food Servers, Nonrestaurant	\$16,885 - \$20,181	• First-Line Supervisors of Office & Administrative Support Workers	\$32,154 - \$57,836	• Rail Car Repairers	
• Janitors & Cleaners	\$18,715 - \$28,691	• Executive Secretaries & Executive Administrative Assistants	\$29,900 - \$46,498	• Claims Adjusters, Examiners, & Investigators	\$34,794 - \$74,644
• Light Truck or Delivery Services Drivers	\$19,631 - \$39,074	• Insurance Sales Agents	\$17,566 - \$45,708	• Butchers & Meat Cutters	\$19,751 - \$30,129

### Start Using This Information

Are you:

- Trying to decide what kind of job or career you would like?
- Considering a change in your current career direction?
- Interested in exploring further education or training but need a goal in mind?

Then the labor market information in this brochure could be helpful to you!

There are two Colorado Careers brochures:

- Jobs Requiring Higher Education
- Jobs Requiring On-The-Job Training

Each brochure is divided into levels of education and training required for entry-level employment in the listed occupations. You will want to begin your career decision making process by evaluating your interests, skills, and experience. Next, you will want to consider the number of job opportunities likely to be available to you. That's where this brochure can help.

First, review the lists of growing occupations as you narrow down your potential job choices. Secondly, look at the wage figures. This information comes directly from Colorado businesses in the geographic locations specified on your brochure. Wage information is important because your wages will determine your lifestyle. Notice that increased education and training can strongly affect wages.