

Colorado Careers

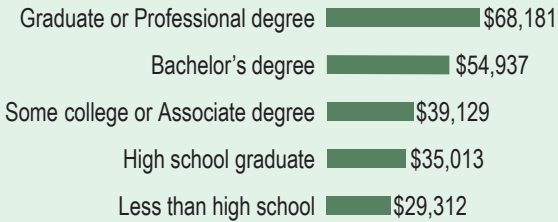
Know what jobs are expected to have the most openings.



**Ft. Collins
- Loveland**
Based on Occupation Projections through 2029

Education and training can benefit workers in their careers. Typically, more education results in higher weekly earnings and lower unemployment rates.

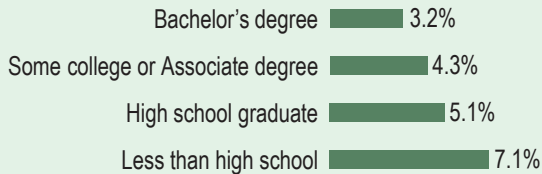
2018 Median Annual Earnings in Colorado



Based on Population 25 years and over with earnings

Source: U.S. Census Bureau, 2018 American Community Survey 1-Year Estimates

Unemployment Rates in Colorado



Based on Population 25 years and over

Source: Bureau of Labor Statistics Current Population Survey July 2019 - June 2020

Labor Market Information (LMI) in the Colorado Department of Labor and Employment collects and analyzes information about labor market trends throughout Colorado. Data are presented in a variety of ways: industry employment and wages, current and projected industry and occupation levels, occupation wages, and labor force employment and wages. LMI conducts various research projects and assists workforce centers and others with customized regional information requests.

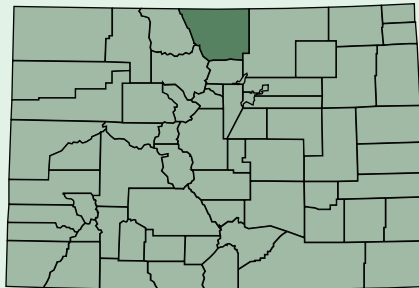
For Further Information
colmigateway.com

For Further Training
mycoloradojourney.com

For Job Opportunities
connectingcolorado.com

Local Workforce Centers

To find your local workforce center
(303) 318-8850
colorado.gov/pacific/cdle/node/21591



Higher Education

Ft. Collins - Loveland

Certificate/Associate Degree	Wage Range	Bachelor's Degree	Wage Range	Master's / Professional Degree	Wage Range
• Nursing Assistants	\$27,140 - \$34,916	• Registered Nurses	\$57,410 - \$82,070	• Physical Therapists	\$49,580 - \$87,811
• Heavy & Tractor-Trailer Truck Drivers	\$28,206 - \$46,713	• Business Operations Specialists	\$42,436 - \$90,137	• Physician Assistants	\$80,338 - \$129,417
• Automotive Service Technicians & Mechanics	\$31,741 - \$60,168	• General & Operations Managers	\$44,799 - \$132,430	• Occupational Therapists	\$65,331 - \$88,406
• Hairdressers, Hairstylists, & Cosmetologists	\$22,341 - \$40,225	• Accountants & Auditors	\$43,517 - \$83,413	• Educational, Guidance, School, & Vocational Counselors	\$42,228 - \$61,682
• Medical Assistants	\$27,045 - \$40,492	• Construction Managers	\$66,588 - \$110,720	• Pharmacists	\$98,484 - \$136,771
• Heating, Air Conditioning, & Refrigeration Mechanics & Installers	\$36,125 - \$59,776	• Elementary School Teachers	\$39,653 - \$59,162	• Speech-Language Pathologists	\$63,560 - \$93,910
• Massage Therapists	\$27,505 - \$58,594	• Software Developers, Applications	\$72,218 - \$114,546	• Lawyers	\$67,460 - \$161,380
• Preschool Teachers	\$26,562 - \$33,681	• Market Research Analysts & Marketing Specialists	\$32,348 - \$78,113	• Education Administrators, Elementary & Secondary School	\$77,853 - \$105,753
• Radiologic Technologists	\$39,915 - \$64,941	• Secondary School Teachers	\$41,110 - \$60,232	• Business Teachers, Postsecondary	\$51,324 - \$127,545
• Dental Assistants	\$33,466 - \$44,445	• Middle School Teachers	\$38,783 - \$57,867	• Nurse Practitioners	\$78,940 - \$113,407
• Veterinary Technologists & Technicians	\$29,442 - \$39,535	• Managers	\$84,634 - \$154,663	• Healthcare Social Workers	\$38,265 - \$63,911
• Licensed Practical & Licensed Vocational Nurses	\$43,586 - \$55,078	• Coaches & Scouts	\$22,655 - \$41,576	• Clinical, Counseling, & School Psychologists	\$53,975 - \$94,966
• Emergency Medical Technicians & Paramedics	\$33,218 - \$48,559	• Child, Family, & School Social Workers	\$31,703 - \$50,403	• Veterinarians	\$53,081 - \$103,937
• Respiratory Therapists	\$53,211 - \$70,976	• Conservation Scientists	\$48,047 - \$82,322	• Physicians & Surgeons	\$151,454 - \$240,399
• Dental Hygienists	\$71,669 - \$78,681	• Cost Estimators	\$46,870 - \$78,030	• Librarians	\$43,061 - \$70,102

Start Using This Information

Are you:

- Trying to decide what kind of job or career you would like?
- Considering a change in your current career direction?
- Interested in exploring further education or training but need a goal in mind?

Then the labor market information in this brochure could be helpful to you! There are two Colorado Careers brochures:

- Jobs Requiring Higher Education
- Jobs Requiring On-The-Job Training

Each brochure is divided into levels of education and training required for entry-level employment in the listed occupations. You will want to begin your career decision making process by evaluating your interests, skills, and experience. Next, you will want to consider the number of job opportunities likely to be available to you. Each list includes the occupations with the largest projected change in employment. That's where this brochure can help.

First, review the lists of growing occupations as you narrow down your potential job choices. Second, look at the wage figures. This information comes directly from Colorado businesses in the geographic locations specified on your brochure. Wage information is important because your wages can determine your lifestyle. Notice that increased education and training can strongly affect wages.

Labor Market Information
Colorado Department of Labor and Employment

Source: 2019 Occupational Employment Statistics