



Education and training can benefit workers in their careers. Typically, more education results in higher weekly earnings and lower unemployment rates.

2014 Median Annual Earnings in Colorado



Based on Population 25 years and over with earnings
Source: U.S. Census Bureau, 2015 American Community Survey

Unemployment Rates in Colorado



Based on Population 25 years and over
Source: Bureau of Labor Statistics Current Population Survey
November 2014 - October 2015

Labor Market Information (LMI) in the Colorado Department of Labor and Employment collects and analyzes information about labor market trends throughout Colorado. Data are presented in a variety of ways: industry employment and wages, current and projected industry and occupation levels, occupation wages, and labor force employment and wages. LMI conducts various research projects and assists workforce centers and others with customized regional information requests.

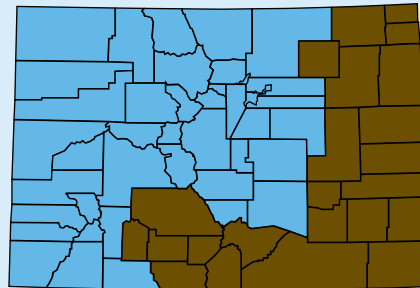
For Further Information
www.colmigateway.com

For Further Training
www.collegeincolorado.org

For Job Opportunities
www.connectingcolorado.com

Local Workforce Centers

To find your local workforce center
(303) 318-8850
www.coworkforce.com/EMP/WFCs.asp



Colorado
Careers

Know what jobs are expected to have the most openings.



**Eastern & Southern
Colorado**

*Based on Occupation
Projections through 2024*

Higher Education

Eastern & Southern Colorado

Certificate/Associate Degree	Wage Range	Bachelor's Degree	Wage Range	Master's / Professional Degree	Wage Range
• Registered Nurses	\$48,066 - \$64,178	• Elementary School Teachers	\$32,367 - \$44,374	• Mental Health Counselors	\$30,487 - \$49,082
• Nursing Assistants	\$20,045 - \$25,347	• General & Operations Managers	\$40,018 - \$101,082	• Community & Social Service Specialists	\$20,009 - \$32,432
• Heavy & Tractor-Trailer Truck Drivers	\$23,528 - \$40,079	• Accountants & Auditors	\$36,878 - \$69,861	• Physical Therapists	\$72,951 - \$114,049
• Emergency Medical Technicians & Paramedics	\$21,040 - \$35,972	• Middle School Teachers	\$33,258 - \$44,413	• Physician Assistants	\$78,716 - \$104,074
• Licensed Practical & Licensed Vocational Nurses	\$34,291 - \$45,213	• Child, Family, & School Social Workers	\$25,415 - \$40,782	• Nursing Instructors & Teachers, Postsecondary	\$45,906 - \$61,652
• Medical Assistants	\$21,777 - \$29,407	• Secondary School Teachers	\$31,444 - \$42,716	• Family & General Practitioners	\$141,249 - \$253,032
• Preschool Teachers	\$18,407 - \$33,516	• Recreation Workers	\$19,232 - \$29,721	• Pharmacists	\$92,859 - \$130,070
• Dental Assistants	\$22,313 - \$35,816	• Medical & Health Services Managers	\$53,497 - \$85,548	• Nurse Practitioners	\$65,233 - \$92,993
• Medical & Clinical Laboratory Technicians	\$24,742 - \$44,727	• Social & Community Service Managers	\$44,098 - \$67,390	• Educational, Guidance, School, & Vocational Counselors	\$32,349 - \$45,456
• Radiologic Technologists	\$42,685 - \$60,175	• Cost Estimators	\$40,698 - \$60,013	• Rehabilitation Counselors	\$20,790 - \$50,831
• Dental Hygienists	\$63,053 - \$86,429	• Kindergarten Teachers	\$31,190 - \$42,772	• Occupational Therapists	\$54,696 - \$90,467
• Physical Therapist Assistants	\$44,887 - \$63,425	• Market Research Analysts & Marketing Specialists	\$33,195 - \$56,278	• Healthcare Social Workers	\$26,189 - \$48,040
• Medical Records & Health Information Technicians	\$26,447 - \$40,795	• Medical & Clinical Laboratory Technologists	\$51,009 - \$68,965	• Dentists, General	\$69,362 - \$122,671
• Respiratory Therapists	\$42,775 - \$61,768	• Vocational Education Teachers, Postsecondary	\$33,543 - \$53,637	• Education Administrators, Elementary & Secondary School	\$48,298 - \$73,867
• Heating, Air Conditioning, & Refrigeration Mechanics & Installers	\$23,309 - \$37,519	• Network & Computer Systems Administrators	\$39,225 - \$64,680	• Speech-Language Pathologists	\$62,033 - \$81,366

Start Using This Information

Are you:

- Trying to decide what kind of job or career you would like?
- Considering a change in your current career direction?
- Interested in exploring further education or training but need a goal in mind?

Then the labor market information in this brochure could be helpful to you!

There are two Colorado Careers brochures:

- Jobs Requiring Higher Education
- Jobs Requiring On-The-Job Training

Each brochure is divided into levels of education and training required for entry-level employment in the listed occupations. You will want to begin your career decision making process by evaluating your interests, skills, and experience. Next, you will want to consider the number of job opportunities likely to be available to you. That's where this brochure can help.

First, review the lists of growing occupations as you narrow down your potential job choices. Second, look at the wage figures. This information comes directly from Colorado businesses in the geographic locations specified on your brochure. Wage information is important because your wages can determine your lifestyle. Notice that increased education and training can strongly affect wages.