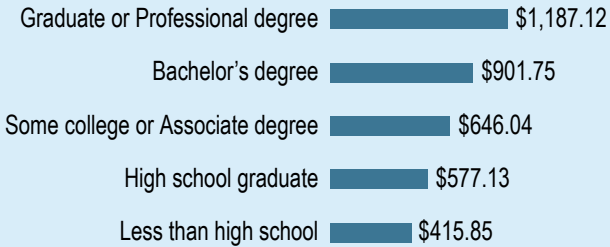


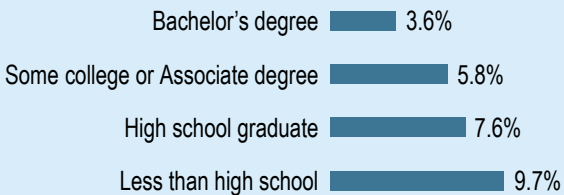
Education and training can benefit workers in their careers. Typically, more education results in higher weekly earnings and lower unemployment rates.

Median Weekly Earnings in Colorado



Based on population age 25 years and over with earnings

Unemployment Rates in Colorado



Based on population age 25 to 64 years

Source: U.S. Census Bureau, 2013 American Community Survey

Labor Market Information (LMI) in the Colorado Department of Labor and Employment collects and analyzes information about labor market trends throughout Colorado. Data are presented in a variety of ways: industry employment and wages, current and projected industry and occupation levels, occupation wages, and labor force employment and wages. LMI conducts various research projects and assists workforce centers and others with customized regional information requests.

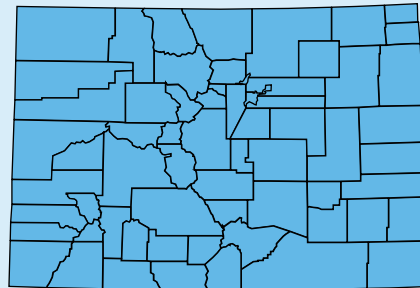
For Further Information
www.colmigateway.com

For Further Training
www.collegeincolorado.org

For Job Opportunities
www.connectingcolorado.com

Local Workforce Centers

To find your local workforce center
 (303) 318-8850
www.coworkforce.com/EMP/WFCs.asp



Colorado Careers

Know what jobs are expected to have the most openings.



Statewide

Based on Occupation Projections through 2023

Higher Education

Statewide

Certificate/Associate Degree	Wage Range	Bachelor's Degree	Wage Range	Master's / Professional Degree	Wage Range
• Registered Nurses	\$51,622 - \$77,659	• General & Operations Managers	\$57,157 - \$153,503	• Lawyers	\$63,211 - \$172,577
• Heavy & Tractor-Trailer Truck Drivers	\$30,133 - \$49,879	• Accountants & Auditors	\$43,661 - \$86,330	• Physical Therapists	\$54,207 - \$84,115
• Nursing Assistants	\$22,582 - \$30,885	• Software Developers, Applications	\$61,904 - \$111,452	• Health Specialties Teachers, Postsecondary	\$48,361 - \$161,012
• Medical Assistants	\$26,095 - \$36,139	• Market Research Analysts & Marketing Specialists	\$40,282 - \$92,622	• Mental Health Counselors	\$28,328 - \$51,515
• Hairdressers, Hairstylists, & Cosmetologists	\$18,139 - \$33,863	• Elementary School Teachers	\$35,536 - \$56,802	• Pharmacists	\$87,558 - \$129,215
• Massage Therapists	\$22,264 - \$46,690	• Software Developers, Systems Software	\$71,075 - \$117,014	• Educational, Guidance, School, & Vocational Counselors	\$31,686 - \$54,416
• Preschool Teachers	\$21,663 - \$35,897	• Computer Systems Analysts	\$60,393 - \$110,997	• Occupational Therapists	\$58,776 - \$86,074
• Paralegals & Legal Assistants	\$36,390 - \$61,610	• Management Analysts	\$48,020 - \$102,619	• Physician Assistants	\$66,465 - \$101,706
• Licensed Practical & Licensed Vocational Nurses	\$37,154 - \$49,472	• Middle School Teachers	\$37,000 - \$56,957	• Nurse Practitioners	\$66,173 - \$110,505
• Heating, Air Conditioning, & Refrigeration Mechanics & Installers	\$33,191 - \$54,636	• Network & Computer Systems Administrators	\$54,786 - \$91,042	• Healthcare Social Workers	\$35,207 - \$60,842
• Veterinary Technologists & Technicians	\$25,032 - \$34,718	• Construction Managers	\$59,147 - \$108,363	• Community & Social Service Specialists	\$28,519 - \$52,099
• Web Developers	\$37,534 - \$80,276	• Cost Estimators	\$37,841 - \$71,877	• Instructional Coordinators	\$44,993 - \$81,695
• Dental Assistants	\$26,844 - \$43,056	• Civil Engineers	\$57,969 - \$95,173	• Speech-Language Pathologists	\$60,378 - \$95,683
• Dental Hygienists	\$62,249 - \$84,540	• Secondary School Teachers	\$37,346 - \$58,634	• Education Administrators, Postsecondary	\$55,559 - \$109,409
• Radiologic Technologists	\$43,125 - \$67,385	• Human Resources Specialists	\$38,412 - \$77,349	• Education Administrators, Elementary & Secondary School	\$62,114 - \$92,403

Start Using This Information

Are you:

- Trying to decide what kind of job or career you would like?
- Considering a change in your current career direction?
- Interested in exploring further education or training but need a goal in mind?

Then the labor market information in this brochure could be helpful to you!

There are two Colorado Careers brochures:

- Jobs Requiring Higher Education
- Jobs Requiring On-The-Job Training

Each brochure is divided into levels of education and training required for entry-level employment in the listed occupations. You will want to begin your career decision making process by evaluating your interests, skills, and experience. Next, you will want to consider the number of job opportunities likely to be available to you. That's where this brochure can help.

First, review the lists of growing occupations as you narrow down your potential job choices. Second, look at the wage figures. This information comes directly from Colorado businesses in the geographic locations specified on your brochure. Wage information is important because your wages can determine your lifestyle. Notice that increased education and training can strongly affect wages.