



Occupational Employment Statistics
Wage Survey



COLORADO
Department of
Labor and Employment
Office of Labor Market Information

Colorado Occupational Employment Statistics Wage Survey

Table of Contents

Introduction	5	Survey Sample.....	78
Highlights	6	Concepts.....	78
Statewide Overview	7	Estimation Methodology.....	79
Regional Overview	30	Definitions	80
OES Regional Map.....	30	Colorado Regions: MSA and BOS Areas/Codes	81
Employment and Wages.....	31	Hourly and Annual OES Wages	82
Boulder MSA.....	47	Table 23 - Colorado Statewide.....	82
Colorado Springs MSA.....	50	Table 24 - Boulder MSA.....	99
Denver-Aurora MSA.....	53	Table 25 - Colorado Springs MSA.....	109
Ft. Collins-Loveland MSA.....	56	Table 26 - Denver-Aurora MSA.....	121
Grand Junction MSA.....	59	Table 27 - Ft. Collins-Loveland MSA.....	136
Greeley MSA.....	62	Table 28 - Grand Junction MSA.....	147
Pueblo MSA.....	65	Table 29 - Greeley MSA.....	155
Eastern & Southern Region.....	68	Table 30 - Pueblo MSA.....	164
Southwest Region.....	71	Table 31 - Eastern & Southern Region.....	171
Northwest Region.....	74	Table 32 - Southwest Region.....	179
Technical Notes and Methodology	77	Table 33 - Northwest Region.....	189
Occupational Coding System.....	77		
Industry Coding System.....	77		

Colorado Occupational Employment Statistics Wage Survey

Tables and Figures

Table 1. Employment Distribution and Average Hourly Wage in Major Occupational Groups (Colorado, May 2018)	7	Table 8a: Percentile Hourly Wages by Major Occupational Groups (Colorado, May 2018)	26
Figure 1. Employment Distribution and Average Hourly Wage in Major Occupational Groups (Colorado, May 2018)	8	Figure 4a. Hourly Wage Percentiles by Major Occupational Group, Colorado 2018	27
Figure 2. Employment Distribution in Major Occupational Groups, Colorado vs United States (May 2018)	9	Table 8b: Percentile Hourly Wages by Major Industry Groups (Colorado, May 2018)	28
Figure 3. Employment Distribution and Average Hourly Wage in Major Industry Groups (Colorado, May 2018)	10	Figure 4b. Hourly Wage Percentiles by Industry Sector, Colorado 2018	29
Table 2. Employment Distribution and Average Hourly Wage in Major Industry Groups (Colorado, May 2018)	11	May 2018 OES Data Estimating Area and Component Counties	30
Table 3. Employment and Hourly and Annual Wages,* All Occupations (Colorado, 2008-2018)	12	Figure 5. Average Hourly Wage by Region (Colorado, May 2018)	31
Table 4a. Employment in Major Occupational Groups (Colorado, 2008-2018)	13	Table 9. Hourly and Annual Wages by Region (Colorado, May 2018)	32
Table 4b. Average Hourly Wage (Adjusted*) in Major Occupational Groups (Colorado, 2008-2018)	14	Table 10a. Employment by Region for Major Occupational Groups (Colorado, May 2018)	33
Table 4c. Employment Change in Major Occupational Groups (Colorado, 2008-2018)	15	Table 10b. Average Hourly Wage by Region for Major Occupational Groups (Colorado, May 2018)	34
Table 4d. Wage Change in Major Occupational Groups (Colorado, 2008-2018)	15	Table 11: Comparing Occupational Wages by Areas (Colorado, May 2018)	35
Table 4e. 2017 vs Adjusted 2007 Wage in Major Occupational Groups (Colorado, 2008-2018)	15	Figure 6 a - 6 j	39
Historical Figure 1 - 22	17	Figure 7 a - 7 j	42
Table 5. Top 20 Occupations by Employment (Colorado, May 2018)	23	Table 12a: Statewide Location Quotients (Colorado, May 2018)	45
Table 6. Top 20 Occupations by Wage (Colorado, May 2018)	24	Table 12b: Regional Location Quotients (Colorado, May 2018)	46
Table 7. Bottom 20 Occupations* by Wage (Colorado, May 2018)	25	Figure 8a. Employment Distribution and Average Hourly Wage in Major Occupational Groups (Boulder Metropolitan Statistical Area, May 2018)	47
		Figure 8b. Employment Distribution and Average Hourly Wage in Major Industry Groups (Boulder Metropolitan Statistical Area, May 2018)	48

Colorado Occupational Employment Statistics Wage Survey

Tables and Figures

Table 13. Percentile Wages by Industry (Boulder MSA, May 2018).....	49
Figure 9a. Employment Distribution and Average Hourly Wage in Major Occupational Groups (Colorado Springs Metropolitan Statistical Area, May 2018).....	50
Figure 9b. Employment Distribution and Average Hourly Wage in Major Industry Groups (Colorado Springs Metropolitan Statistical Area, May 2018).....	51
Table 14. Percentile Wages by Industry (Colorado Springs MSA, May 2018).....	52
Figure 10a. Employment Distribution and Average Hourly Wage in Major Occupational Groups (Denver-Aurora-Broomfield Metropolitan Statistical Area, May 2018).....	53
Figure 10b. Employment Distribution and Average Hourly Wage in Major Industry Groups (Denver-Aurora-Broomfield Metropolitan Statistical Area, May 2018).....	54
Table 15. Percentile Wages by Industry (Denver-Aurora MSA, May 2018).....	55
Figure 11a. Employment Distribution and Average Hourly Wage in Major Occupational Groups (Fort Collins-Loveland Metropolitan Statistical Area, May 2018).....	56
Figure 11b. Employment Distribution and Average Hourly Wage in Major Industry Groups (Fort Collins-Loveland Metropolitan Statistical Area, May 2018).....	57
Table 16. Percentile Wages by Industry (Fort Collins-Loveland MSA, May 2018).....	58
Figure 12a. Employment Distribution and Average Hourly Wage in Major Occupational Groups (Grand Junction Metropolitan Statistical Area, May 2018).....	59
Figure 12b. Employment Distribution and Average Hourly Wage in Major Industry Groups (Grand Junction Metropolitan Statistical Area, May 2018).....	60
Table 17. Percentile Wages by Industry (Grand Junction MSA, May 2018).....	61
Figure 13a. Employment Distribution and Average Hourly Wage in Major Occupational Groups (Greeley Metropolitan Statistical Area, May 2018).....	62
Figure 13b. Employment Distribution and Average Hourly Wage in Major Industry Groups (Greeley Metropolitan Statistical Area, May 2018).....	63
Table 18. Percentile Wages by Industry (Greeley MSA, May 2018).....	64
Figure 14a. Employment Distribution and Average Hourly Wage in Major Occupational Groups (Pueblo Metropolitan Statistical Area, May 2018).....	65
Figure 14b. Employment Distribution and Average Hourly Wage in Major Industry Groups (Pueblo Metropolitan Statistical Area, May 2018).....	66
Table 19. Percentile Wages by Industry (Pueblo MSA, May 2018).....	67
Figure 15a. Employment Distribution and Average Hourly Wage in Major Occupational Groups (Eastern and Southern Colorado Balance of State Area, May 2018).....	68
Figure 15b. Employment Distribution and Average Hourly Wage in Major Industry Groups (Eastern and Southern Colorado Balance of State Area, May 2018).....	69
Table 20. Percentile Wages by Industry (Eastern and Southern Colorado BOS Area, May 2018).....	70
Figure 16a. Employment Distribution and Average Hourly Wage in Major Occupational Groups (Southwest Colorado Balance of State Area, May 2018).....	71
Figure 16b. Employment Distribution and Average Hourly Wage in Major Industry Groups (Southwest Colorado Balance of State Area, May 2018).....	72
Table 21. Percentile Wages by Industry (Southwest Colorado BOS Area, May 2018).....	73
Figure 17a. Employment Distribution and Average Hourly Wage in Major Occupational Groups (Northwest Colorado Balance of State Area, May 2018).....	74
Figure 17b. Employment Distribution and Average Hourly Wage in Major Industry Groups (Northwest Colorado Balance of State Area, May 2018).....	75
Table 22. Percentile Wages by Industry (Northwest Colorado BOS Area, May 2018).....	76



COLORADO
Department of
Labor and Employment
Office of Labor Market Information

State of Colorado
Jared Polis, *Governor*

Colorado Department of Labor & Employment
Joe Barela, *Executive Director*
Kristin Corash, *Deputy Executive Director*

Labor Market Information
Paul Schacht, *Director*

This report is a product of the Colorado Department of Labor and Employment's Labor Market Information Occupational Employment Statistics (OES) Section. Published 2019

Overviews, tables and charts: Barbara Wills, with graphical presentation: Jimi Foster

Material in this publication is in the public domain and, with appropriate source credit, may be reproduced without permission. Please reference:

Source: Colorado Department of Labor and Employment, Labor Market Information.

Any comments, suggestions, and questions regarding content and format are welcome and may be addressed to:

Colorado Department of Labor & Employment
Labor Market Information, Occupational Employment Statistics

(303) 318-8896
633 17th St., Suite 600
Denver, CO 80202-2107

Email: oescolorado@idcf.bls.gov
www.colmigateway.com
– click on ***Employment and Wage Data***
– and then on ***Occupation Data***

The Colorado Occupational Employment Statistics Staff:

Abi Gaskins, Program Manager
Sarah Casias
Katie Gauthier
Kale Humphrey
Joseph Jaramillo
Al Jarrell
Stephanie Simpson
Marilyn von Fay
Barbara Wills

Thanks to the staff members listed above for their hard work in collecting the data. A special thank you to all of the Colorado employers that provided data to us and whose participation made this program possible. OES and other LMI data are available free to all on our website:

www.colmigateway.com

Introduction

Colorado Occupational Employment Statistics (OES)

May 2018

The Occupational Employment Statistics (OES) program is a Federal-State cooperative program that provides estimates of employment and hourly and annual wages for over 800 non-military detailed occupations in 22 major occupational groups. In Colorado, 3,638 businesses were initially surveyed beginning in November of 2017 and 3,650 were initially surveyed beginning in May of 2018. After excluding establishments that were out of business or out of scope, a total of 81.6 percent of 6,925 businesses provided information on the job titles and wages of their employees. These data were combined with responses from the previous two years (four biannual surveys) to produce the May 2018 occupational estimates contained in this document. A detailed description of methodological aspects of the OES program can be found in the **Technical Notes and Methodology** section beginning on page 75.

This section will briefly describe cross-industry occupational employment and wage dynamics in statewide Colorado and its sub-State areas. Tables and charts provide details of the cross-industry occupational statistics. Industry-specific employment and wage tables are also included.





Highlights

- **The list of 20 top-earning occupations in Colorado (Table 6) continues to be dominated by health/medical-related occupations**, while nearly half of the lowest-earning 20 occupations are in food preparation and serving-related (Table 7).
- **Colorado's average hourly wage (\$26.84) is \$1.86 higher** than the national average (\$24.98).
- **The average hourly wage in 2018 was \$0.85 higher** than the average hourly wage in 2017 (\$25.99) and \$1.50 higher than the average hourly wage in 2016 (\$25.34) (Table 3).
- **There are more Coloradans working as retail salespersons** (86,610) than in any other occupation, accounting for 3.3 percent of total covered employment (Table 5).
- The **health care and social assistance, accommodation and food services, and retail trade** industries employ the most people (878,610) among the 20 industry groups surveyed, accounting for 33.5 percent of total employment (Table 2).
- **Where you work matters:** The Boulder Metropolitan Statistical Area has the highest average (\$31.10) and median (\$23.60) wages in Colorado, while the Eastern and Southern Colorado Balance of State Area has the lowest average (\$19.63) and median (\$15.66) wages (Table 9).
- The occupation **atmospheric and space scientists** is nearly seven times as prevalent in Colorado as it is in the US as a whole (Table 12a).



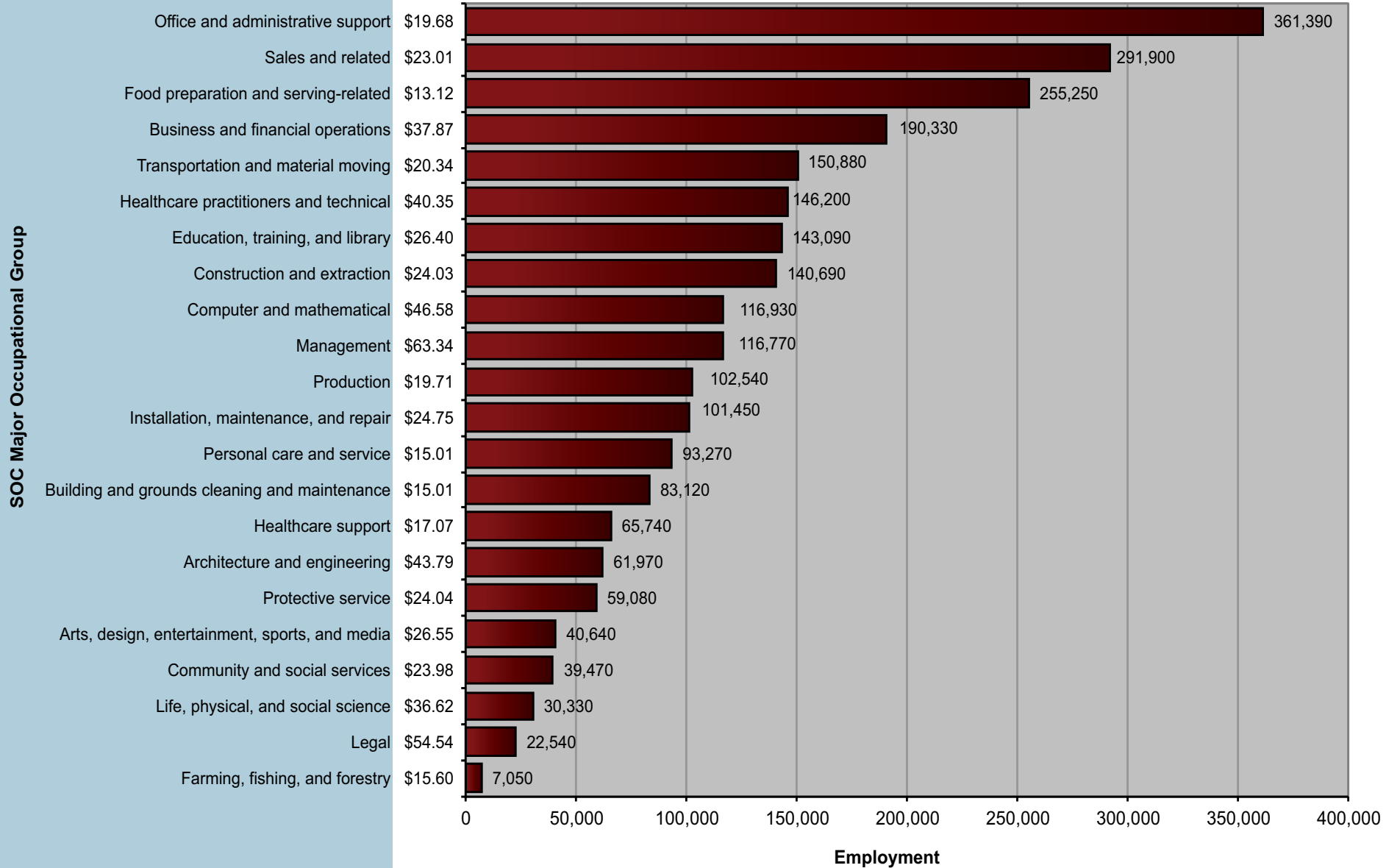
Employment Distribution by Occupation

Total covered employment in Colorado was 2.62 million, increasing by 65,340 over May 2017. Table 1 and Figure 1 show the distribution of employment and list average hourly wages among major occupational groups. The top three major groups (**office and administrative support, sales and related, and food preparation and serving-related**) account for 34.7 percent of total employment in the state. Major groups with average hourly wages below the overall average of \$26.84 comprise 73.8 percent of total employment.

Table 1. Employment Distribution and Average Hourly Wage in Major Occupational Groups (Colorado, May 2018)

SOC Major Occupational Group	Average Hourly Wage	Employment	Percent of Total Employment
Total all occupations	\$26.84	2,620,640	100.0%
Office and administrative support	\$19.68	361,390	13.8%
Sales and related	\$23.01	291,900	11.1%
Food preparation and serving-related	\$13.12	255,250	9.7%
Business and financial operations	\$37.87	190,330	7.3%
Transportation and material moving	\$20.34	150,880	5.8%
Healthcare practitioners and technical	\$40.35	146,200	5.6%
Education, training, and library	\$26.40	143,090	5.5%
Construction and extraction	\$24.03	140,690	5.4%
Computer and mathematical	\$46.58	116,930	4.5%
Management	\$63.34	116,770	4.5%
Production	\$19.71	102,540	3.9%
Installation, maintenance, and repair	\$24.75	101,450	3.9%
Personal care and service	\$15.01	93,270	3.6%
Building and grounds cleaning and maintenance	\$15.01	83,120	3.2%
Healthcare support	\$17.07	65,740	2.5%
Architecture and engineering	\$43.79	61,970	2.4%
Protective service	\$24.04	59,080	2.3%
Arts, design, entertainment, sports, and media	\$26.55	40,640	1.6%
Community and social services	\$23.98	39,470	1.5%
Life, physical, and social science	\$36.62	30,330	1.2%
Legal	\$54.54	22,540	0.9%
Farming, fishing, and forestry	\$15.60	7,050	0.3%

Figure 1. Employment Distribution and Average Hourly Wage in Major Occupational Groups (Colorado, May 2018)

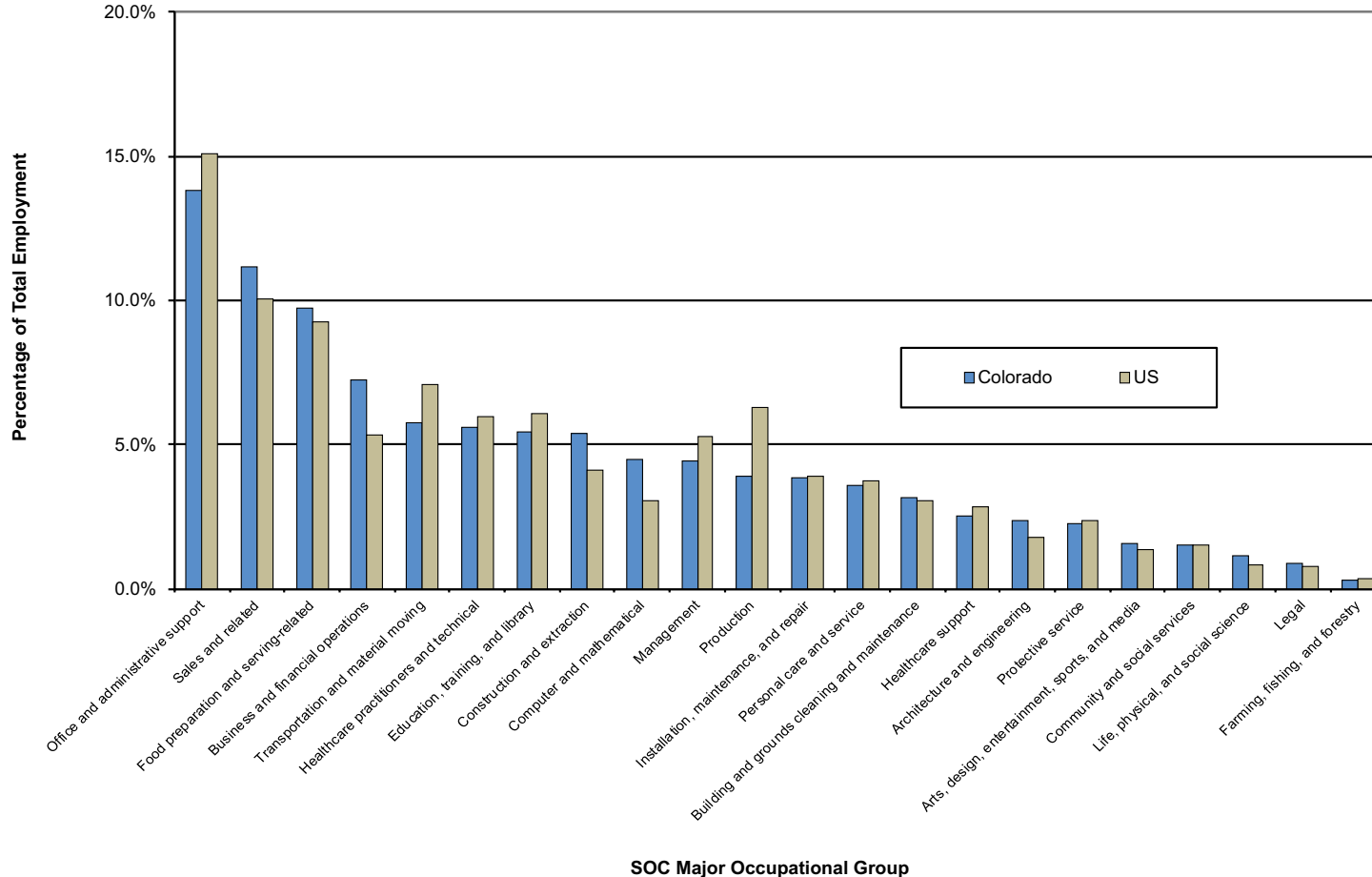


Occupational Employment Distribution in Colorado and the U.S.

The distribution of employment among major occupational groups in Colorado and the US is shown in Figure 2. With the exception of **production** occupations, which account for 6.3 percent of occupational employment nationwide but for only 3.9 percent in Colorado, differences between the State

and the country as a whole were small. Colorado had higher proportions of employment in **computer and mathematical** (4.3 percent versus 3.0 percent nationwide), **construction and extraction** (5.4 percent versus 4.1 percent), **business and financial operations** (7.3 percent versus 5.3 percent), and **sales and related** occupations (11.1 percent versus 10.0 percent) and a smaller share of **transportation and material moving** (5.8 percent versus 7.1 percent) and **office and administrative support** occupations (13.8 percent versus 15.1 percent). All other occupational groups differed by less than one percentage point.

Figure 2. Employment Distribution in Major Occupational Groups, Colorado vs United States (May 2018)

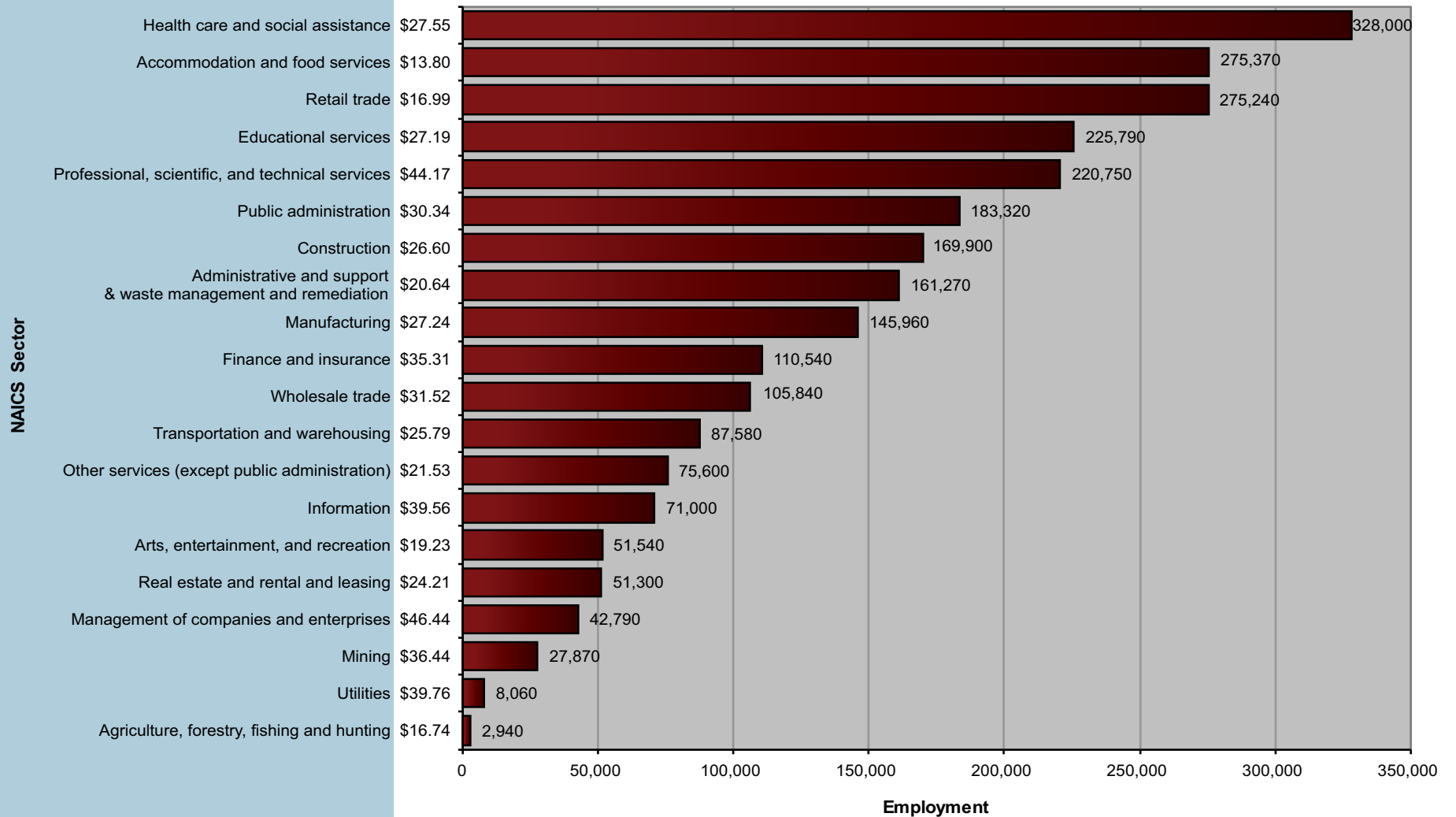


Employment Distribution by Industry

As shown in Table 2 and Figure 3, five industries account for half of employment in Colorado, with more than 200,000 workers each: **health care and social assistance, accommodation and food services, retail trade, educational services, and professional, scientific, and technical services.** On the other end

of the scale, the six smallest industries are **arts, entertainment, and recreation; real estate and rental and leasing; management of companies and enterprises; mining; utilities; and agriculture, forestry, fishing, and hunting.** These employ less than 60,000 workers each and, when combined, account for 7.0 percent of total employment.

Figure 3. Employment Distribution and Average Hourly Wage in Major Industry Groups (Colorado, May 2018)



**Table 2. Employment Distribution and Average Hourly Wage
in Major Industry Groups (Colorado, May 2018)**

NAICS Sector	Average Hourly Wage	Employment	% of Total
Total all industries	\$26.84	2,620,640	100.0%
Health care and social assistance	\$27.55	328,000	12.5%
Accommodation and food services	\$13.80	275,370	10.5%
Retail trade	\$16.99	275,240	10.5%
Educational services	\$27.19	225,790	8.6%
Professional, scientific, and technical services	\$44.17	220,750	8.4%
Public administration	\$30.34	183,320	7.0%
Construction	\$26.60	169,900	6.5%
Administrative and support & waste management and remediation services	\$20.64	161,270	6.2%
Manufacturing	\$27.24	145,960	5.6%
Finance and insurance	\$35.31	110,540	4.2%
Wholesale trade	\$31.52	105,840	4.0%
Transportation and warehousing	\$25.79	87,580	3.3%
Other services (except public administration)	\$21.53	75,600	2.9%
Information	\$39.56	71,000	2.7%
Arts, entertainment, and recreation	\$19.23	51,540	2.0%
Real estate and rental and leasing	\$24.21	51,300	2.0%
Management of companies and enterprises	\$46.44	42,790	1.6%
Mining	\$36.44	27,870	1.1%
Utilities	\$39.76	8,060	0.3%
Agriculture, forestry, fishing and hunting	\$16.74	2,940	0.1%

Historical Employment and Wages

Total and major occupational group wages and employment from the 2008 through 2018 surveys are shown in Tables 3, 4a, and 4b. Since the composition of the OES sample changes from year to year, these are properly interpreted as a series of snapshots of employment and wages over the years rather than as a time series. Tables 4c and 4d show major occupational groups ranked by net percentage change in employment and mean hourly wage in 2018 versus 2008. In order to better compare wage changes over time, an adjusted 2008 wage was calculated using the BLS Employment Cost Index (ECI) that is computed for the entire country and varies by industry and year (Table 4e). The ECI employed in this analysis is a general national index (not geography- or goods-specific) and was created by the US Department of Labor.

Historical Wage Growth

For unadjusted hourly wages in all occupations combined, 2018 shows an average wage 25 percent higher and a median wage 21 percent higher than the average and median seen in 2008 (Table 3).

A comparison of changes in adjusted hourly mean wage by occupational group (Table 4e) indicates that “real” wage increases of 3 percent or more occurred in the relatively higher-paying **management** (6.01 percent) and **legal** (3.49 percent) occupational groups, as well as in **farming, fishing and forestry** occupations (4.84 percent). **Food preparation and serving-related** (1.78 percent) and **construction and extraction** occupations (1.61 percent) experienced modest

**Table 3. Employment and Hourly and Annual Wages,*
All Occupations (Colorado, 2008-2018)**

Year / Survey Panel	Total Employment	Average Hourly Wage	Median Hourly Wage	Average Annual Wage	Median Annual Wage
2008 May	2,302,340	\$21.47	\$16.87	\$44,659	\$35,085
2009 May	2,234,250	\$22.11	\$17.44	\$45,993	\$36,267
2010 May	2,157,690	\$22.48	\$17.72	\$46,767	\$36,851
2011 May	2,179,060	\$22.85	\$17.82	\$47,522	\$37,068
2012 May	2,226,160	\$23.09	\$17.83	\$48,035	\$37,093
2013 May	2,295,000	\$23.52	\$18.04	\$48,923	\$37,521
2014 May	2,367,780	\$23.97	\$18.28	\$49,851	\$38,024
2015 May	2,451,480	\$24.60	\$18.65	\$51,177	\$38,801
2016 May	2,507,680	\$25.34	\$19.09	\$52,714	\$39,712
2017 May	2,555,300	\$25.99	\$19.65	\$54,049	\$40,879
2018 May	2,620,640	\$26.84	\$20.34	\$55,818	\$42,307

**Unadjusted historical data*

increases, while **building and grounds cleaning and maintenance, healthcare practitioners and technical, and community and social services** occupations showed minimal gains. **Production** wages in 2018 were identical to those in 2008.

The remaining 13 major occupational groups lost ground in adjusted wages with decreases ranging from 0.56 percent (**computer and mathematical**) to 6.56 percent (**life, physical, and social science**).

Table 4a. Employment in Major Occupational Groups (Colorado, 2008-2018)

SOC Major Occupational Group	2008	2009	2010	2011	2012	2013	2014	2015	2016	2017	2017
Management	99,190	96,060	91,400	92,990	95,180	100,910	103,470	108,200	109,620	112,920	116,770
Business and financial operations	126,560	131,640	133,330	141,130	147,930	156,810	160,300	166,760	169,260	178,980	190,330
Computer and mathematical	86,370	88,120	86,510	88,030	90,870	91,820	96,120	97,840	104,170	109,450	116,930
Architecture and engineering	59,050	56,490	52,660	50,880	51,330	54,580	56,640	61,170	61,700	62,950	61,970
Life, physical, and social science	28,750	28,540	25,150	25,530	26,790	27,820	28,760	29,600	30,100	30,350	30,330
Community and social services	28,990	30,270	29,450	29,680	30,500	31,590	31,260	33,410	35,150	36,890	39,470
Legal	19,060	18,880	19,480	20,520	20,840	21,100	21,440	21,610	20,370	20,620	22,540
Education, training, and library	129,720	129,840	131,690	131,390	132,020	135,440	140,480	143,360	144,710	142,930	143,090
Arts, design, entertainment, sports, and media	40,380	40,610	37,760	37,340	35,310	35,560	36,530	38,610	39,060	39,390	40,640
Healthcare practitioners and technical	109,080	112,440	114,240	114,970	117,620	119,290	124,530	130,580	136,200	142,130	146,200
Healthcare support	46,850	49,850	53,730	55,870	55,880	54,850	62,490	60,360	63,140	61,600	65,740
Protective service	48,520	50,200	52,660	54,440	55,390	53,660	52,750	54,260	55,520	56,150	59,080
Food preparation and serving-related	207,720	206,780	202,670	207,680	211,710	218,920	228,960	236,170	244,780	247,640	255,250
Building and grounds cleaning and maintenance	78,900	76,260	74,070	72,670	75,000	75,430	78,670	80,880	83,310	83,630	83,120
Personal care and service	63,020	59,580	56,220	59,630	64,130	68,700	69,830	76,980	83,330	87,330	93,270
Sales and related	262,520	247,610	241,880	242,480	249,970	260,530	267,090	277,910	291,380	296,130	291,900
Office and administrative support	381,880	368,620	350,850	352,370	358,340	364,090	362,760	363,030	359,720	360,490	361,390
Farming, fishing, and forestry	3,430	3,210	3,290	3,270	3,670	4,020	4,510	4,820	5,260	6,750	7,050
Construction and extraction	150,410	131,390	108,540	103,900	105,010	110,760	122,030	129,730	130,190	133,900	140,690
Installation, maintenance, and repair	92,640	88,870	83,570	83,520	85,050	86,190	90,950	94,720	97,010	95,960	101,450
Production	103,660	94,350	90,210	92,740	94,680	96,190	97,640	103,700	103,290	102,730	102,540
Transportation and material moving	135,640	124,640	118,340	118,010	119,050	125,420	130,560	137,780	140,430	146,380	150,880

Table 4b. Average Hourly Wage (Adjusted*) in Major Occupational Groups (Colorado, 2008-2018)

SOC Major Occupational Group	2008	2009	2010	2011	2012	2013	2014	2015	2016	2017	2018
Management	\$59.75	\$60.71	\$62.32	\$63.47	\$63.51	\$63.51	\$63.38	\$64.53	\$65.12	\$64.18	\$63.34
Business and financial operations	\$40.48	\$40.22	\$39.67	\$39.73	\$39.18	\$39.34	\$39.68	\$39.77	\$39.40	\$38.52	\$37.87
Computer and mathematical	\$46.84	\$47.05	\$46.29	\$45.39	\$46.08	\$45.94	\$46.79	\$46.93	\$47.89	\$47.35	\$46.58
Architecture and engineering	\$45.67	\$45.83	\$45.48	\$45.19	\$45.70	\$45.80	\$46.02	\$45.89	\$45.49	\$44.94	\$43.79
Life, physical, and social science	\$39.19	\$39.78	\$39.84	\$40.20	\$39.40	\$38.30	\$37.99	\$38.17	\$38.26	\$37.75	\$36.62
Community and social services	\$23.90	\$23.85	\$24.45	\$24.44	\$24.16	\$23.98	\$24.37	\$24.63	\$24.38	\$24.58	\$23.98
Legal	\$52.70	\$54.05	\$52.25	\$54.51	\$54.63	\$55.74	\$52.27	\$52.27	\$53.11	\$53.74	\$54.54
Education, training, and library	\$27.37	\$27.36	\$27.89	\$27.74	\$27.65	\$26.93	\$26.38	\$26.66	\$26.64	\$26.76	\$26.40
Arts, design, entertainment, sports, and media	\$28.01	\$28.32	\$28.07	\$27.46	\$26.84	\$26.25	\$26.25	\$25.88	\$26.61	\$26.75	\$26.55
Healthcare practitioners and technical	\$40.27	\$41.11	\$41.52	\$41.24	\$41.09	\$40.74	\$40.92	\$40.99	\$41.64	\$41.39	\$40.35
Healthcare support	\$17.58	\$17.43	\$16.99	\$16.83	\$16.76	\$17.22	\$17.51	\$17.52	\$17.51	\$17.42	\$17.07
Protective service	\$25.31	\$25.69	\$25.27	\$24.87	\$24.45	\$24.74	\$25.06	\$24.42	\$24.58	\$24.54	\$24.04
Food preparation and serving-related	\$12.89	\$12.93	\$12.87	\$12.52	\$12.56	\$12.48	\$12.45	\$12.57	\$12.79	\$12.99	\$13.12
Building and grounds cleaning and maintenance	\$14.88	\$14.67	\$14.67	\$14.83	\$14.71	\$14.68	\$14.58	\$14.68	\$15.01	\$15.25	\$15.01
Personal care and service	\$15.21	\$15.46	\$15.26	\$14.83	\$14.65	\$14.56	\$14.58	\$14.36	\$14.71	\$15.05	\$15.01
Sales and related	\$23.23	\$23.66	\$23.28	\$23.29	\$22.67	\$22.74	\$22.66	\$22.66	\$22.92	\$23.21	\$23.01
Office and administrative support	\$20.77	\$20.76	\$20.64	\$20.58	\$20.24	\$20.06	\$20.02	\$20.15	\$20.11	\$19.95	\$19.68
Farming, fishing, and forestry	\$14.88	\$15.31	\$15.48	\$15.33	\$15.50	\$15.19	\$15.08	\$14.96	\$14.53	\$14.86	\$15.60
Construction and extraction	\$23.65	\$24.05	\$24.05	\$24.20	\$24.20	\$23.91	\$23.54	\$23.61	\$23.59	\$23.84	\$24.03
Installation, maintenance, and repair	\$25.11	\$25.29	\$25.12	\$25.24	\$24.98	\$25.03	\$25.07	\$25.05	\$24.79	\$25.02	\$24.75
Production	\$19.71	\$20.06	\$20.17	\$20.27	\$20.05	\$20.13	\$20.00	\$19.84	\$19.62	\$19.84	\$19.71
Transportation and material moving	\$20.57	\$20.50	\$20.38	\$20.34	\$20.61	\$20.39	\$20.96	\$20.98	\$21.03	\$20.83	\$20.34

*Historical wage data adjusted using national Employment Cost Index (ECI) factors.

**Table 4c. Employment Change in Major Occupational Groups
(Colorado, 2008-2018)**

SOC Major Occupational Group	Employment change (%)
Farming, fishing, and forestry	105.54%
Business and financial operations	50.39%
Personal care and service	48.00%
Healthcare support	40.32%
Community and social services	36.15%
Computer and mathematical	35.38%
Healthcare practitioners and technical	34.03%
Food preparation and serving-related	22.88%
Protective service	21.76%
Legal	18.26%
Management	17.72%
Transportation and material moving	11.24%
Sales and related	11.19%
Education, training, and library	10.31%
Installation, maintenance, and repair	9.51%
Life, physical, and social science	5.50%
Building and grounds cleaning and maintenance	5.35%
Architecture and engineering	4.94%
Arts, design, entertainment, sports, and media	0.64%
Production	-1.08%
Office and administrative support	-5.37%
Construction and extraction	-6.46%

**Table 4d. Wage Change in Major Occupational Groups
(Colorado, 2008-2018)**

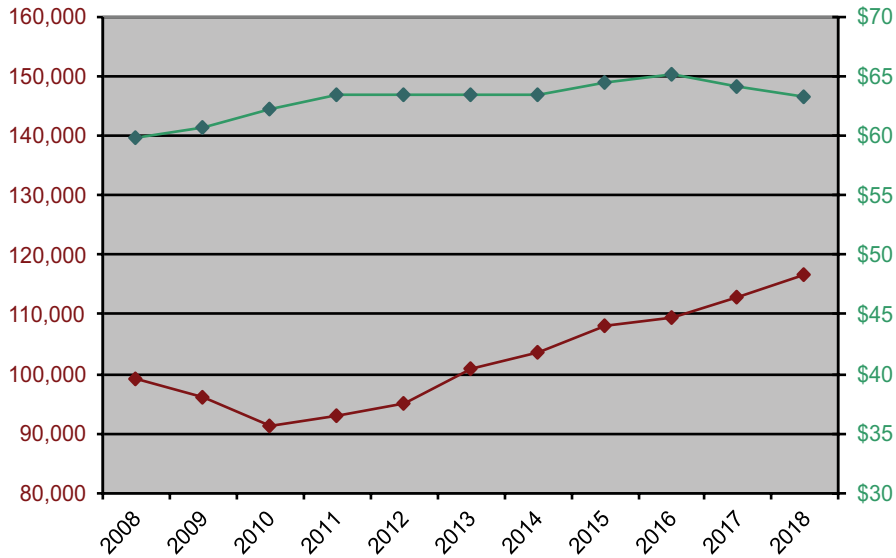
SOC Major Occupational Group	Mean hourly wage change (%)
Management	32.07%
Food preparation and serving-related	27.63%
Transportation and material moving	26.57%
Farming, fishing, and forestry	26.52%
Building and grounds cleaning and maintenance	26.45%
Legal	26.37%
Production	25.06%
Personal care and service	23.74%
Construction and extraction	22.66%
Community and social services	22.53%
Healthcare practitioners and technical	22.35%
Sales and related	22.20%
Installation, maintenance, and repair	21.92%
Healthcare support	21.75%
Computer and mathematical	21.43%
Office and administrative support	20.15%
Protective service	19.07%
Education, training, and library	17.75%
Architecture and engineering	17.09%
Business and financial operations	16.56%
Arts, design, entertainment, sports, and media	15.74%
Life, physical, and social science	14.08%

Table 4e. 2017 vs Adjusted 2007 Wage in Major Occupational Groups (Colorado, 2008-2018)

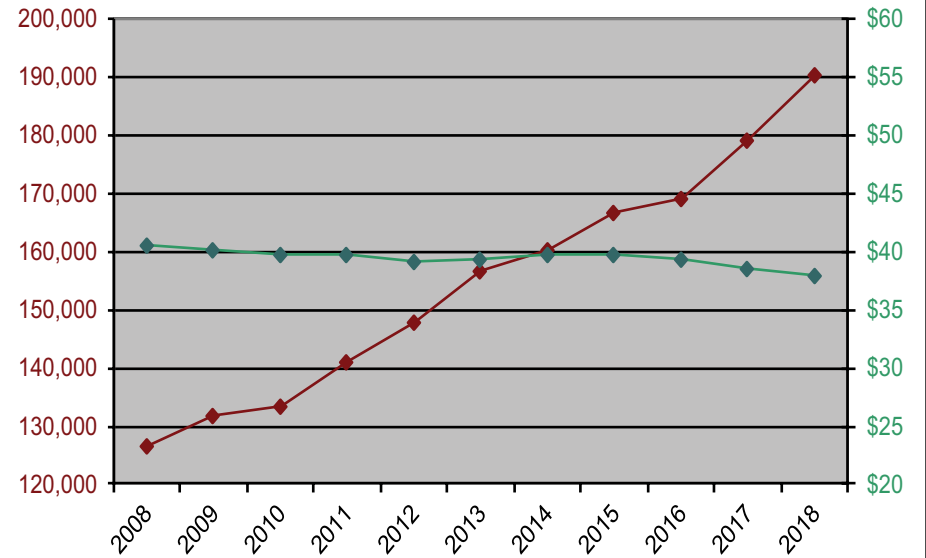
SOC Major Occupational Group	2008 adjusted wage*	2018 wage	2018 vs adjusted 2008	2018 vs adjusted 2008 (%)
Management	\$59.75	\$63.34	3.59	6.01%
Farming, fishing, and forestry	\$14.88	\$15.60	0.72	4.84%
Legal	\$52.70	\$54.54	1.84	3.49%
Food preparation and serving-related	\$12.89	\$13.12	0.23	1.78%
Construction and extraction	\$23.65	\$24.03	0.38	1.61%
Building and grounds cleaning and maintenance	\$14.88	\$15.01	0.13	0.87%
Community and social services	\$23.90	\$23.98	0.08	0.33%
Healthcare practitioners and technical	\$40.27	\$40.35	0.08	0.20%
Production	\$19.71	\$19.71	0	0.00%
Computer and mathematical	\$46.84	\$46.58	-0.26	-0.56%
Sales and related	\$23.23	\$23.01	-0.22	-0.95%
Transportation and material moving	\$20.57	\$20.34	-0.23	-1.12%
Personal care and service	\$15.21	\$15.01	-0.2	-1.31%
Installation, maintenance, and repair	\$25.11	\$24.75	-0.36	-1.43%
Healthcare support	\$17.58	\$17.07	-0.51	-2.90%
Education, training, and library	\$27.37	\$26.40	-0.97	-3.54%
Architecture and engineering	\$45.67	\$43.79	-1.88	-4.12%
Protective service	\$25.31	\$24.04	-1.27	-5.02%
Arts, design, entertainment, sports, and media	\$28.01	\$26.55	-1.46	-5.21%
Office and administrative support	\$20.77	\$19.68	-1.09	-5.25%
Business and financial operations	\$40.48	\$37.87	-2.61	-6.45%
Life, physical, and social science	\$39.19	\$36.62	-2.57	-6.56%

*Wages adjusted using national Employment Cost Index (ECI) factors.

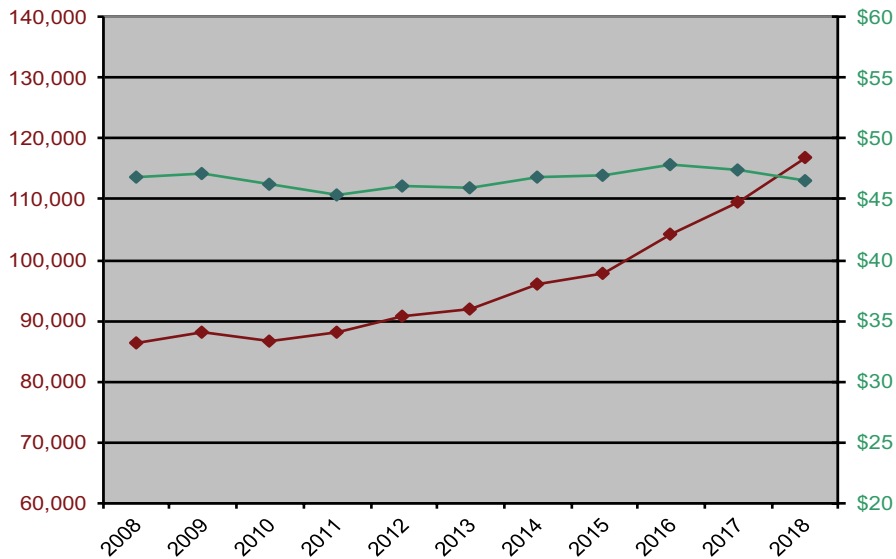
Historical Figure 1. Employment and adjusted hourly mean wage
2008-2018 Management Occupations



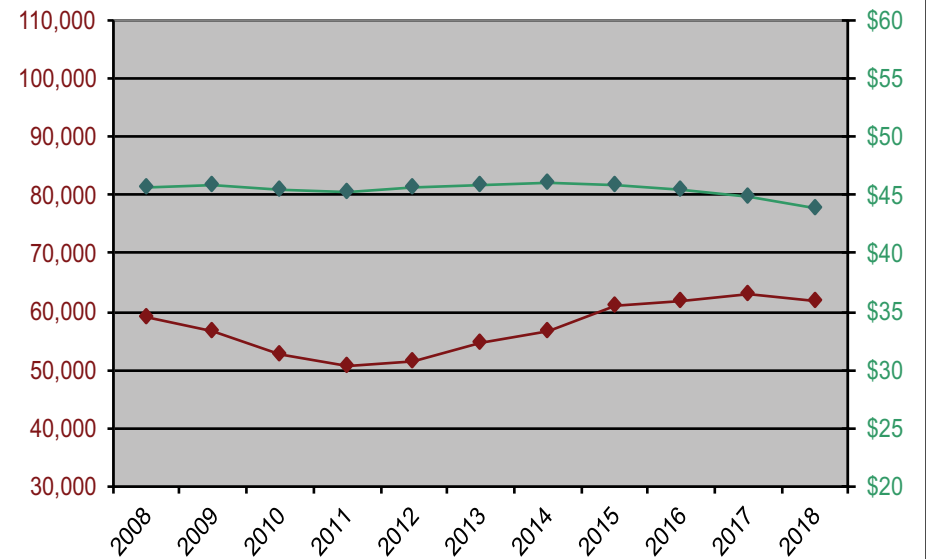
Historical Figure 2. Employment and adjusted hourly mean wage
2008-2018 Business & Financial Operations Occupations



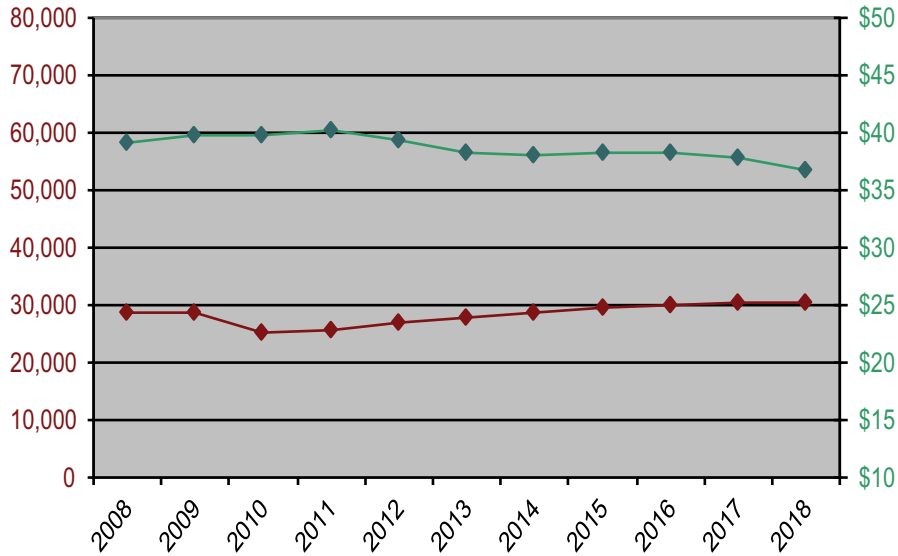
Historical Figure 3. Employment and adjusted hourly mean wage
2008-2018 Computer & Mathematical Occupations



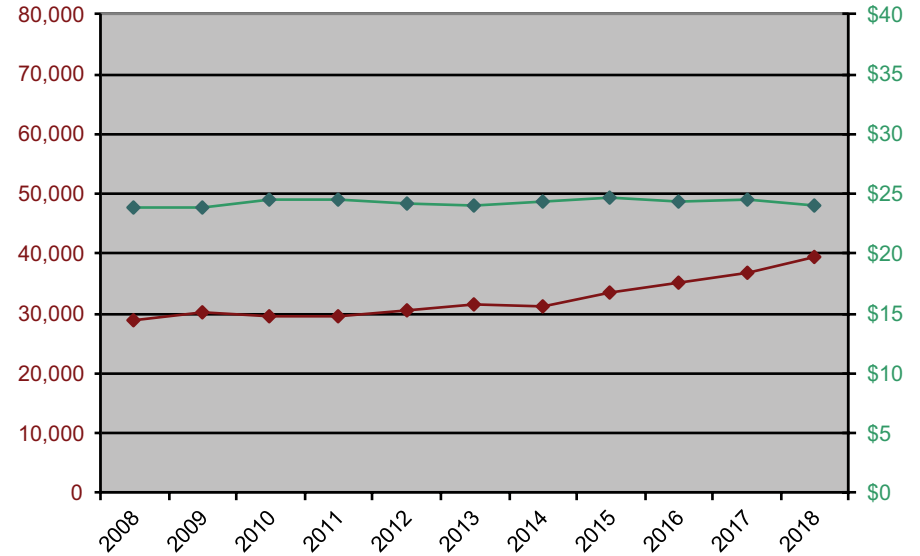
Historical Figure 4. Employment and adjusted hourly mean wage
2008-2018 Architecture & Engineering Occupations



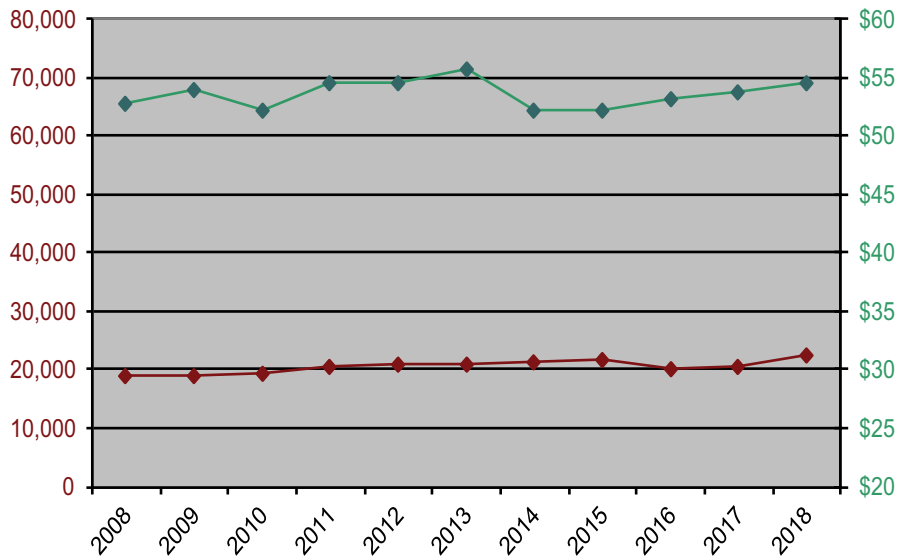
Historical Figure 5. Employment and adjusted hourly mean wage 2008-2018 Life, Physical, & Social Science Occupations



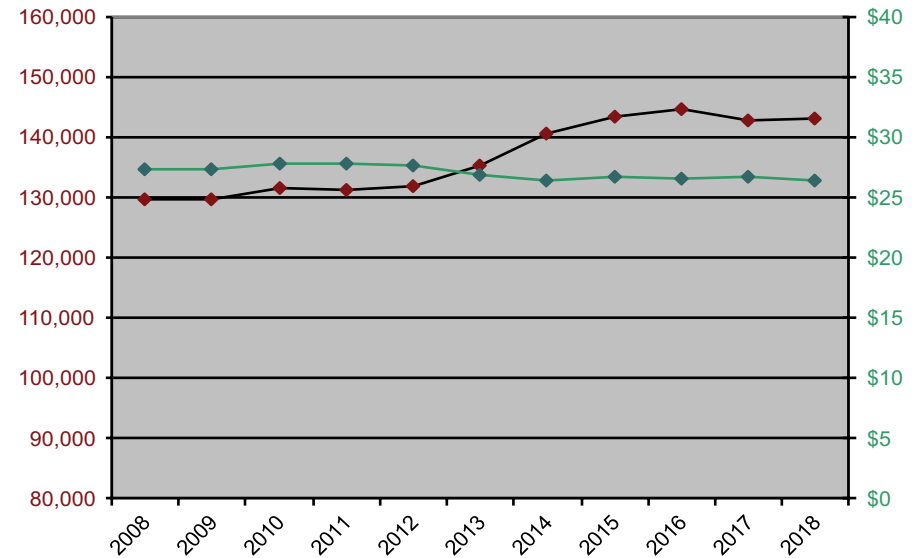
Historical Figure 6. Employment and adjusted hourly mean wage 2008-2018 Community & Social Services Occupations



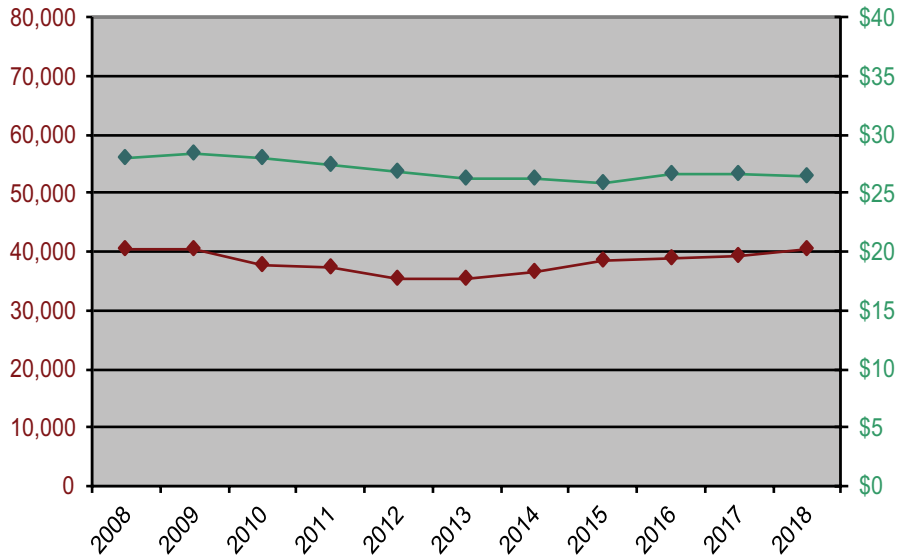
Historical Figure 7. Employment and adjusted hourly mean wage 2008-2018 Legal Occupations



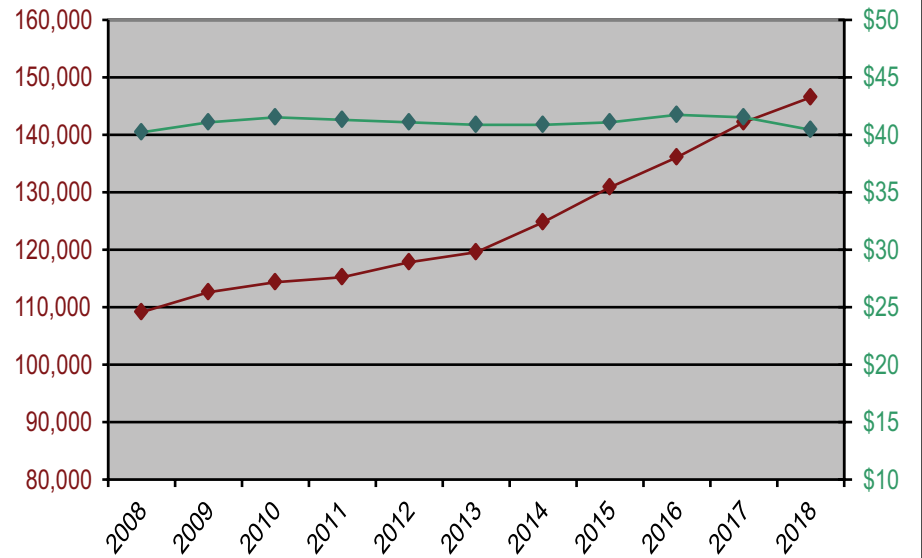
Historical Figure 8. Employment and adjusted hourly mean wage 2008-2018 Education, Training, & Library Occupations



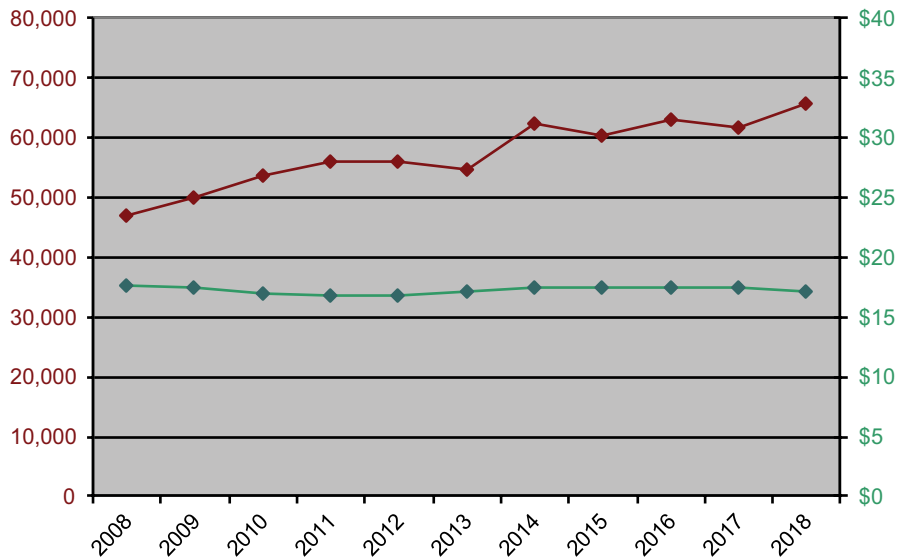
Historical Figure 9. Employment and adjusted hourly mean wage 2008-2018 Arts, Design, Entertainment, Sports, & Media Occupations



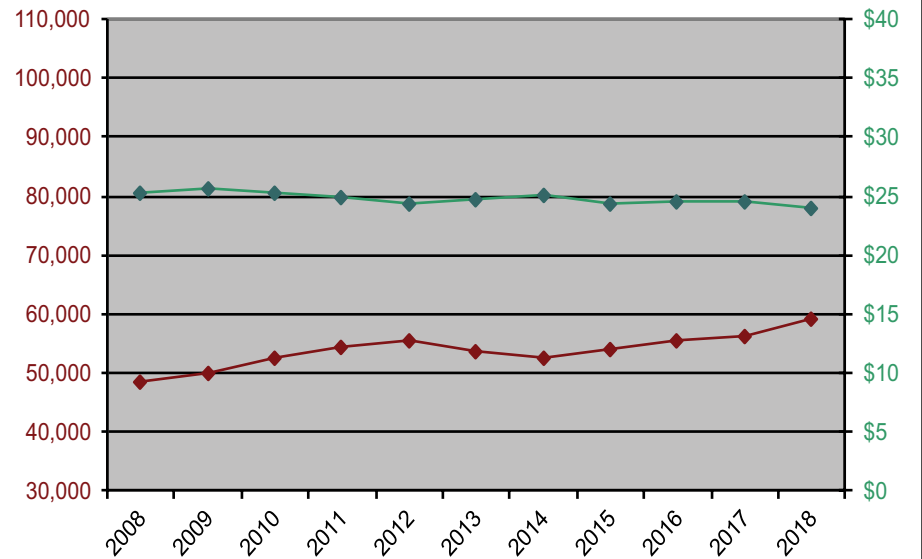
Historical Figure 10. Employment and adjusted hourly mean wage 2008-2018 Healthcare Practitioners & Technical Occupations



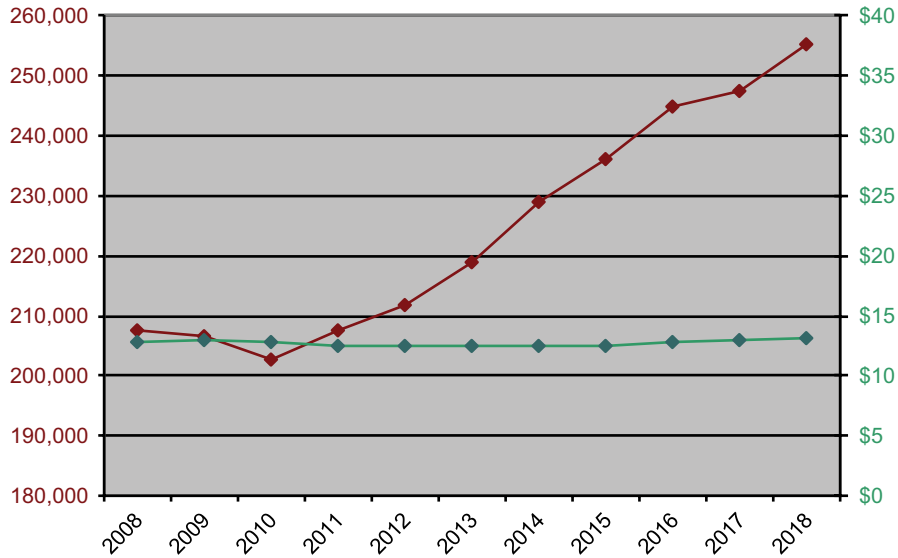
Historical Figure 11. Employment and adjusted hourly mean wage 2008-2018 Healthcare Support Occupations



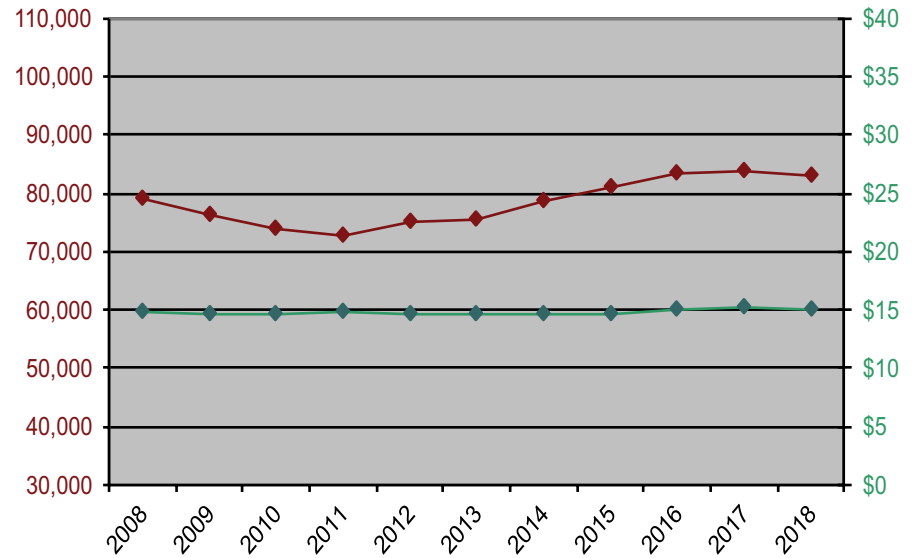
Historical Figure 12. Employment and adjusted hourly mean wage 2008-2018 Protective Service Occupations



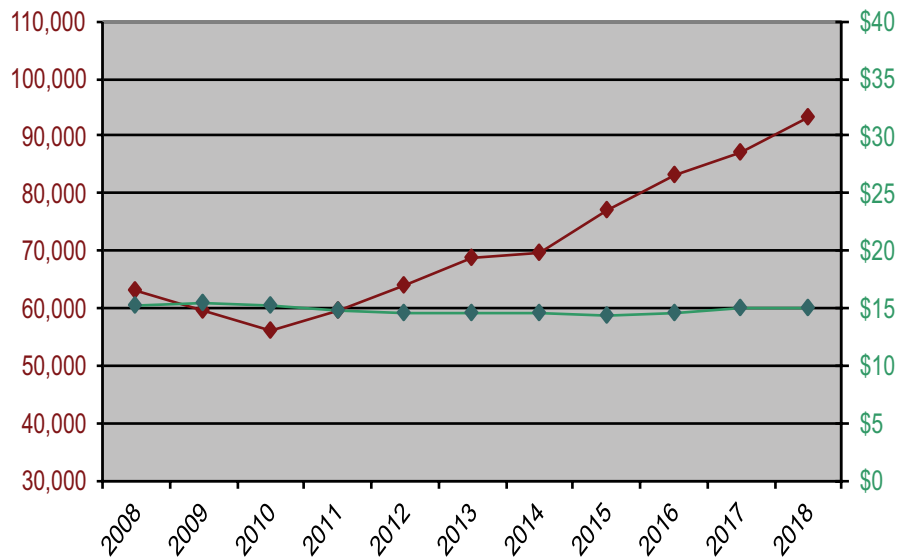
Historical Figure 13. Employment and adjusted hourly mean wage 2008-2018 Food Preparation & Serving-Related Occupations



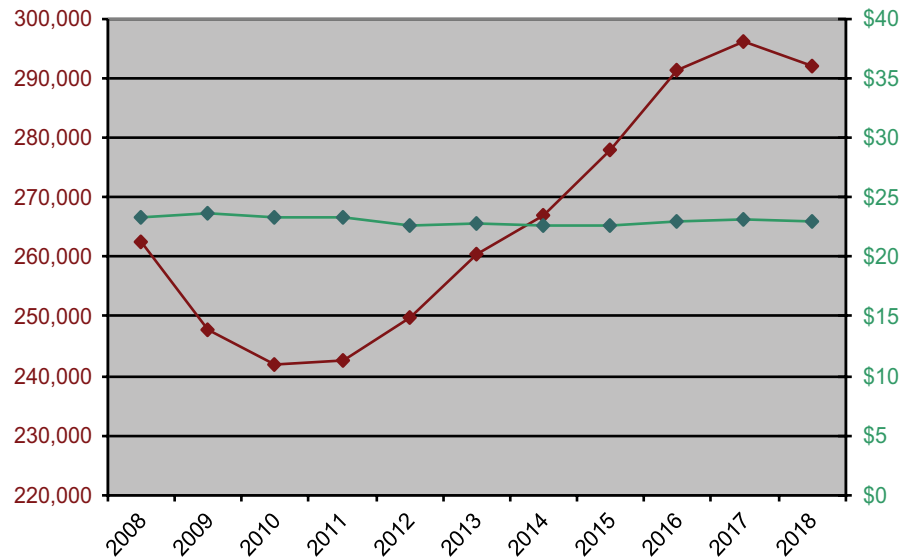
Historical Figure 14. Employment and adjusted hourly mean wage 2008-2018 Building & Grounds Cleaning & Maintenance Occupations

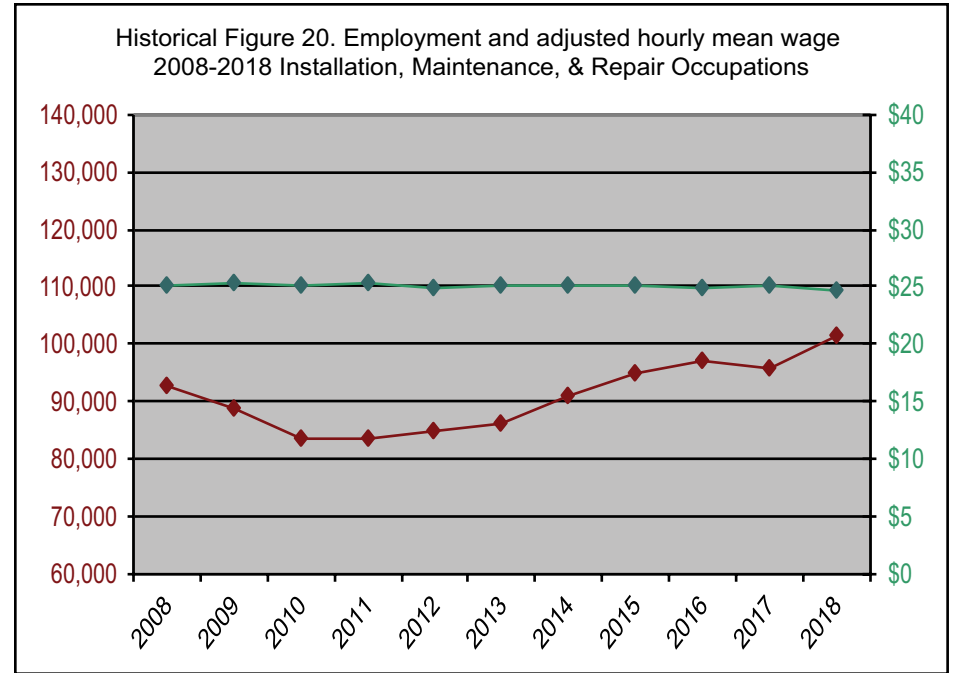
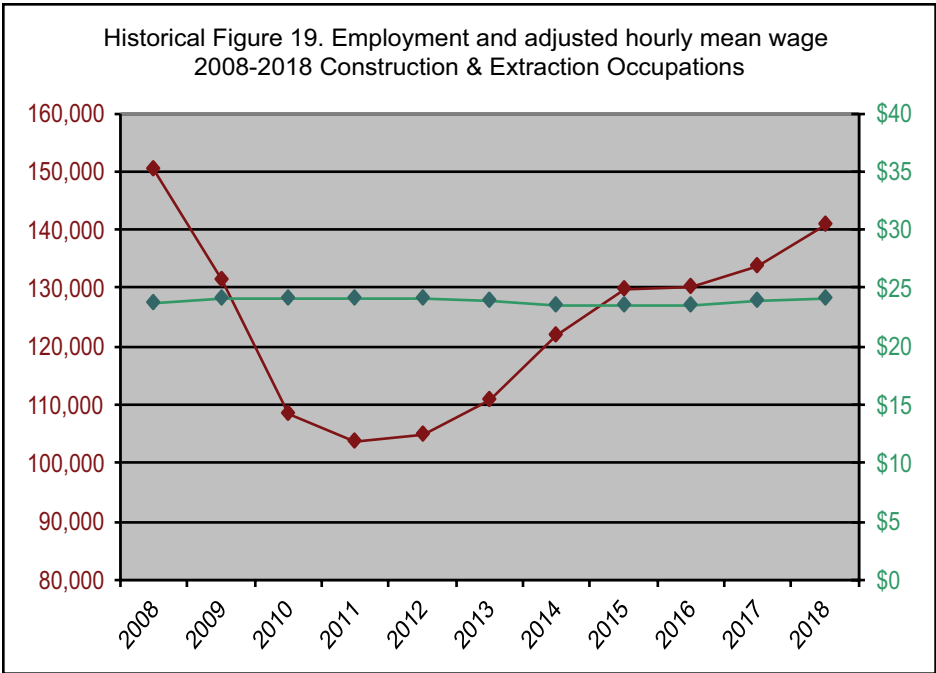
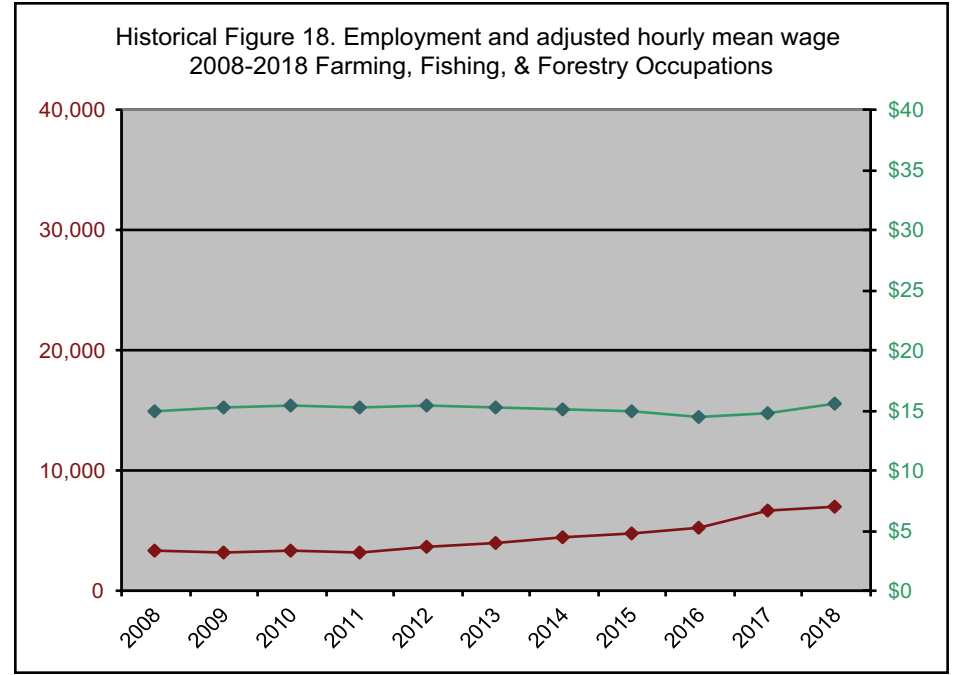
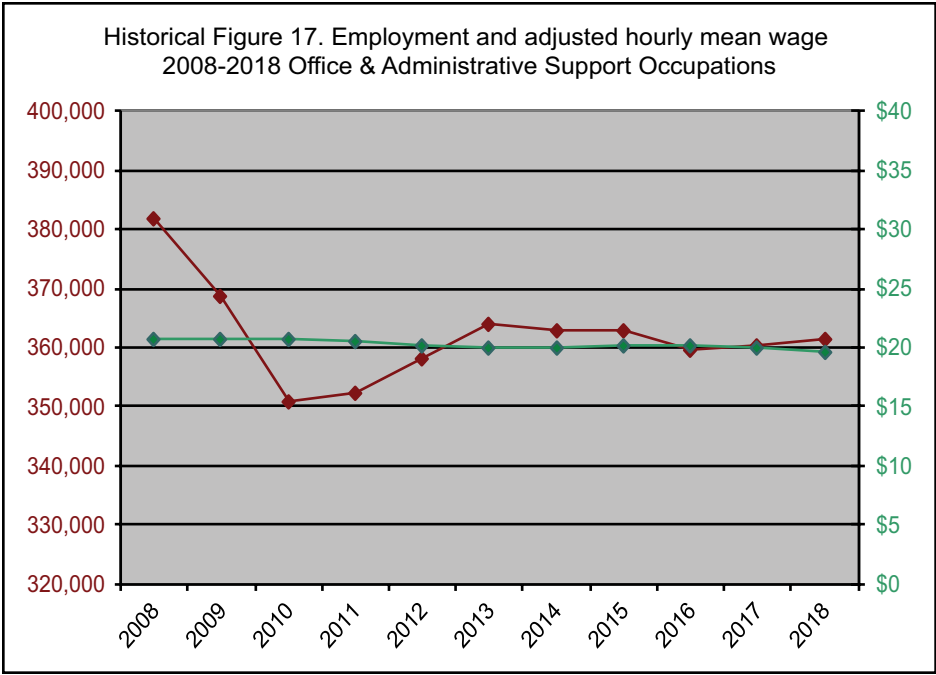


Historical Figure 15. Employment and adjusted hourly mean wage 2008-2018 Personal Care & Service Occupations

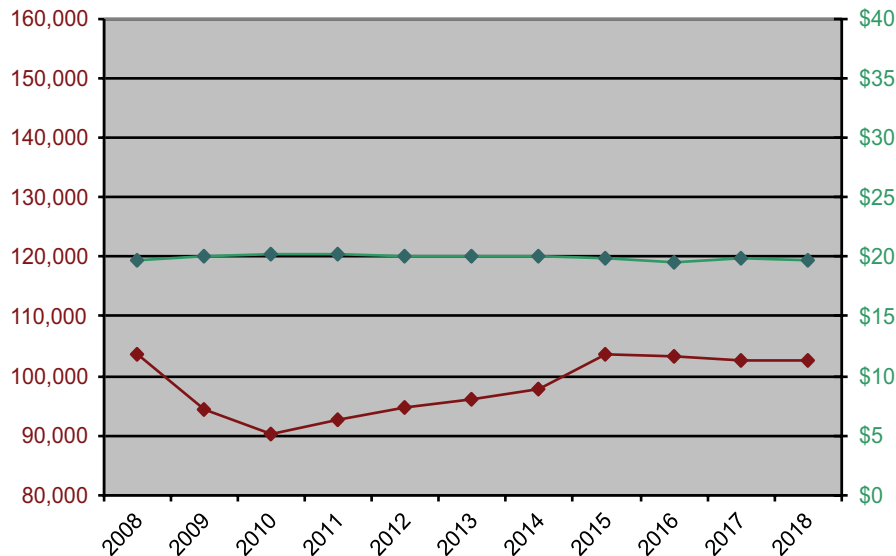


Historical Figure 16. Employment and adjusted hourly mean wage 2008-2018 Sales & Related Occupations

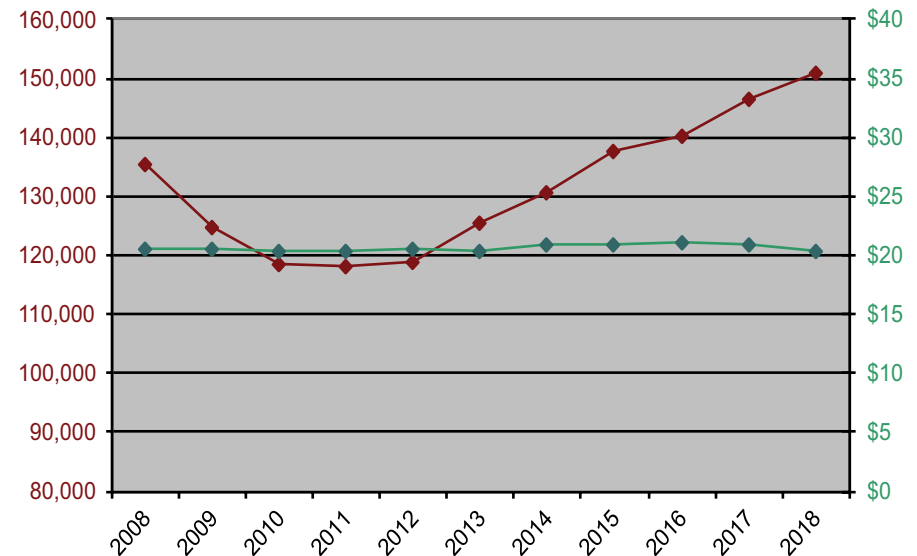




Historical Figure 21. Employment and adjusted hourly mean wage
2008-2018 Production Occupations



Historical Figure 22. Employment and adjusted hourly mean wage
2008-2018 Transportation & Material Moving Occupations



Historical Employment Gains and Losses

The 2018 Colorado OES estimates indicate an overall employment increase of 318,300 compared to the 2008 estimates. This increase was not linear; Table 3 shows that total covered employment in Colorado decreased from 2,302,340 in 2008 to 2,157,690 in 2010 before increasing to an all-time high of 2,620,640 in 2018.

When comparing 2018 employment with that in 2008, the **business and financial operations** category showed the largest absolute employment increase of any group with a net gain of 63,770 (+50.4 percent), followed by **food preparation and serving-related** (+47,530, +22.9 percent), **healthcare practitioners and technical** (+37,120, +34.0 percent), and **computer and mathematical**

occupations (+30,560, +35.4 percent) (Table 4a). The largest percentage increase was seen for **farming, fishing, and forestry** occupations at 105.5 percent (+3,620), followed by **business and financial operations, personal care and service** (+30,250, +48.0 percent), and **healthcare support** occupations (+18,890, +40.3 percent). Three occupational groups lost employment over the same period: **office and administrative support** (-20,490, -5.37 percent), **construction and extraction** (-9,720, -6.5 percent), and **production** (-1,120, -1.1 percent).

Historical Wage and Employment Changes

There is no obvious relationship between overall wage changes and employment changes during 2008-2018. Comparison of adjusted

wage and employment changes for all major occupational groups over the 10-year period yielded no relationship (correlation coefficient of -0.20).

Within major occupational groups, negative correlations between employment change and wage change were observed for **production** (-0.92); **protective service** (-0.90); **education, training, and library** (-0.87); **business and financial operations** (-0.85); **life, physical, and social science** (-0.81); **installation, maintenance, and repair** (-0.68); and **construction and extraction** (-0.55) (Tables 4a and 4b and historical Figures 1-22). There were no positive correlation coefficients greater than 0.5.

Top 20 Occupations by Employment

The group of 20 occupations that employ the largest number of workers is similar to that seen in previous years, with some minor changes in ranking.

The largest change was seen for **business operations specialists, all other** which jumped up three places from number 10 to number 7. **Personal care aides** joined the list at number 19 and **elementary school teachers, except special education** dropped off.

Table 5. Top 20 Occupations by Employment (Colorado, May 2018)

SOC Occupational Title	Employment	Average Hourly Wage	Median Hourly Wage	Average Annual Wage	Median Annual Wage	Rank last year
Retail salespersons	86,610	\$14.83	\$12.07	\$30,856	\$25,109	1
Combined food preparation and serving workers, including fast food	65,670	\$11.68	\$11.16	\$24,288	\$23,223	2
Cashiers	56,710	\$12.43	\$11.46	\$25,863	\$23,832	3
Registered nurses	51,760	\$35.69	\$35.03	\$74,242	\$72,868	5
Waiters and waitresses	50,390	\$12.26	\$10.21	\$25,507	\$21,230	4
Customer service representatives	48,120	\$17.98	\$16.47	\$37,392	\$34,260	6
Business operations specialists, all other	43,800	\$39.48	\$36.01	\$82,126	\$74,908	10
Office clerks, general	41,290	\$19.64	\$18.42	\$40,842	\$38,305	7
General and operations managers	39,200	\$63.42	\$51.50	\$131,920	\$107,130	8
Secretaries and administrative assistants, except legal, medical, and executive	38,610	\$18.66	\$17.96	\$38,813	\$37,362	9
Stock clerks and order fillers	36,530	\$15.01	\$13.86	\$31,229	\$28,823	14
Accountants and auditors	36,290	\$39.58	\$35.07	\$82,319	\$72,939	12
Janitors and cleaners, except maids and housekeeping cleaners	34,350	\$13.93	\$12.98	\$28,978	\$26,990	11
Cooks, restaurant	32,910	\$14.18	\$13.68	\$29,493	\$28,462	13
Software developers, applications	30,400	\$51.31	\$50.47	\$106,731	\$104,982	19
Sales representatives, services, all other	29,750	\$34.85	\$28.38	\$72,485	\$59,030	18
Laborers and freight, stock, and material movers, hand	29,280	\$15.39	\$14.54	\$32,004	\$30,244	15
Bookkeeping, accounting, and auditing clerks	27,560	\$20.59	\$20.11	\$42,827	\$41,820	17
Personal care aides	27,310	\$12.70	\$11.68	\$26,406	\$24,291	--
Sales representatives, wholesale and manufacturing, except technical and scientific products	26,690	\$37.18	\$30.87	\$77,332	\$64,211	16

Top 20 Occupations by Wage

Health professions such as **anesthesiologists, surgeons, and psychiatrists** dominate the 20 occupations that earn the highest wages, taking 9 of the top

10 slots. **Obstetricians and gynecologists** remained at number 1 for the second year in a row, while **physicians and surgeons, all other** dropped four places to number 8.

Table 6. Top 20 Occupations by Wage (Colorado, May 2018)

SOC Occupational Title	Employment	Average Hourly Wage	Median Hourly Wage	Average Annual Wage	Median Annual Wage	Rank last year
Obstetricians and gynecologists	750	\$137.77	NA	\$286,563	NA	1
Anesthesiologists	530	\$129.89	NA	\$270,176	NA	3
Surgeons	730	\$117.76	NA	\$244,938	NA	5
Psychiatrists	370	\$112.91	NA	\$234,859	NA	7
Orthodontists	NA	\$110.77	NA	\$230,395	NA	6
Family and general practitioners	3,460	\$106.23	NA	\$220,960	NA	8
Internists, general	500	\$105.80	\$97.22	\$220,068	\$202,210	9
Physicians and surgeons, all other	2,620	\$105.44	NA	\$219,308	NA	4
Chief executives	570	\$95.25	\$86.63	\$198,127	\$180,185	10
Dentists, all other specialists	NA	\$94.29	\$85.35	\$196,121	\$177,527	12
Pediatricians, general	410	\$89.31	\$80.65	\$185,766	\$167,749	11
Dentists, general	2,330	\$84.10	\$63.02	\$174,933	\$131,084	14
Nurse anesthetists	340	\$83.03	\$84.47	\$172,698	\$175,708	20
Architectural and engineering managers	3,350	\$82.84	\$77.03	\$172,303	\$160,215	13
Marketing managers	3,840	\$81.55	\$77.82	\$169,630	\$161,875	16
Computer and information systems managers	7,600	\$78.95	\$73.93	\$164,216	\$153,783	17
Financial managers	7,520	\$78.72	\$70.19	\$163,741	\$145,997	18
Sales managers	5,240	\$77.08	\$69.96	\$160,318	\$145,526	19
Compensation and benefits managers	150	\$74.79	\$73.15	\$155,566	\$152,155	--
Petroleum engineers	1,240	\$73.86	\$65.66	\$153,635	\$136,582	15

Bottom 20 Occupations by Wage

Among occupations with at least 500 workers statewide, those with the lowest average hourly wages are dominated by occupations in the food preparation and serving-related group: **dining room and cafeteria attendants, dishwashers,**

fast food cooks, combined food preparation and serving workers, counter attendants, and food preparation and serving related workers, all other are all among the ten lowest-earning occupations.

Table 7. Bottom 20 Occupations* by Wage (Colorado, May 2018)

SOC Occupational Title	Employment	Average Hourly Wage	Median Hourly Wage	Average Annual Wage	Median Annual Wage	Rank last year
Food preparation and serving related workers, all other	1,850	\$ 11.37	\$ 10.26	\$ 23,649	\$ 21,336	2
Dining room and cafeteria attendants and bartender helpers	8,790	\$ 11.47	\$ 10.21	\$ 23,859	\$ 21,235	1
Baggage porters and bellhops	970	\$ 11.52	\$ 10.56	\$ 23,966	\$ 21,971	--
Gaming dealers	1,130	\$ 11.54	\$ 10.21	\$ 23,997	\$ 21,230	11
Ushers, lobby attendants, and ticket takers	2,950	\$ 11.58	\$ 10.94	\$ 24,086	\$ 22,748	3
Dishwashers	9,900	\$ 11.59	\$ 11.30	\$ 24,110	\$ 23,499	4
Cooks, fast food	5,810	\$ 11.60	\$ 11.21	\$ 24,132	\$ 23,316	5
Combined food preparation and serving workers, including fast food	65,670	\$ 11.68	\$ 11.16	\$ 24,288	\$ 23,223	6
Counter attendants, cafeteria, food concession, and coffee shop	5,130	\$ 11.68	\$ 11.22	\$ 24,299	\$ 23,328	9
Lifeguards, ski patrol, and other recreational protective service workers	4,430	\$ 12.18	\$ 11.22	\$ 25,324	\$ 23,331	10
Laundry and dry-cleaning workers	3,270	\$ 12.18	\$ 11.69	\$ 25,327	\$ 24,316	14
Hosts and hostesses, restaurant, lounge, and coffee shop	10,720	\$ 12.23	\$ 11.05	\$ 25,448	\$ 22,990	8
Amusement and recreation attendants	9,150	\$ 12.25	\$ 11.26	\$ 25,475	\$ 23,426	7
Waiters and waitresses	50,390	\$ 12.26	\$ 10.21	\$ 25,507	\$ 21,230	13
Cashiers	56,710	\$ 12.43	\$ 11.46	\$ 25,863	\$ 23,832	12
Parking lot attendants	2,040	\$ 12.61	\$ 11.98	\$ 26,226	\$ 24,925	20
Personal care aides	27,310	\$ 12.70	\$ 11.68	\$ 26,406	\$ 24,291	16
Maids and housekeeping cleaners	18,440	\$ 12.81	\$ 12.05	\$ 26,635	\$ 25,057	19
Packers and packagers, hand	8,200	\$ 12.81	\$ 11.81	\$ 26,652	\$ 24,570	--
Food servers, nonrestaurant	7,340	\$ 12.85	\$ 11.71	\$ 26,731	\$ 24,351	15

*Occupations with estimated employment of 500 or more.

Percentile Hourly Wages by Major Occupational and Industry Groups

Tables 8a and 8b and Figures 4a and 4b show percentile hourly wage distributions in occupational and industry groups. In addition to the professional occupational groups, **protective service, construction and extraction, and installation, maintenance, and repair** workers all had median wages higher than the overall median of \$20.34.

As expected, the **utilities** sector had the highest median wage among industry groups, followed by **management of companies and enterprises; professional, scientific, and technical services; information; and mining**.

Table 8a: Percentile Hourly Wages by Major Occupational Groups (Colorado, May 2018)

Major Occupational Group	Employment	Hourly Wage				
		10 th Percentile	25 th Percentile	50 th Percentile (Median)	75 th Percentile	90 th Percentile
Management	116,770	\$26.78	\$38.28	\$56.15	\$78.38	
Computer and mathematical	116,930	\$24.51	\$33.07	\$45.06	\$58.29	\$72.03
Legal	22,540	\$21.51	\$28.80	\$41.59	\$70.59	
Architecture and engineering	61,970	\$22.35	\$29.72	\$39.62	\$54.67	\$71.39
Healthcare practitioners and technical	146,200	\$17.80	\$25.62	\$34.38	\$45.77	\$63.71
Business and financial operations	190,330	\$19.47	\$25.71	\$34.13	\$46.03	\$60.03
Life, physical, and social science	30,330	\$16.74	\$22.85	\$32.42	\$45.63	\$60.58
Installation, maintenance, and repair	101,450	\$13.09	\$17.08	\$23.22	\$30.66	\$38.80
Education, training, and library	143,090	\$12.84	\$16.67	\$22.69	\$30.83	\$41.18
Community and social services	39,470	\$13.64	\$17.21	\$22.60	\$28.91	\$36.38
Construction and extraction	140,690	\$14.34	\$17.54	\$22.54	\$28.71	\$36.15
Arts, design, entertainment, sports, and media	40,640	\$10.96	\$14.56	\$22.26	\$32.53	\$45.53
Protective service	59,080	\$11.46	\$14.01	\$20.37	\$31.92	\$42.82
Office and administrative support	361,390	\$11.44	\$14.03	\$18.06	\$23.53	\$29.93
Production	102,540	\$11.18	\$13.34	\$17.32	\$23.39	\$31.54
Transportation and material moving	150,880	\$10.61	\$12.47	\$16.84	\$22.88	\$31.30
Healthcare support	65,740	\$11.40	\$13.30	\$16.10	\$19.32	\$24.34
Sales and related	291,900	\$10.44	\$11.51	\$15.60	\$27.01	\$45.98
Farming, fishing, and forestry	7,050	\$10.21	\$11.07	\$13.74	\$17.99	\$23.46
Building and grounds cleaning and maintenance	83,120	\$10.42	\$11.50	\$13.72	\$17.14	\$21.96
Personal care and service	93,270	\$10.21	\$10.84	\$12.29	\$16.59	\$23.79
Food preparation and serving-related	255,250	\$10.20	\$10.21	\$11.39	\$14.11	\$18.56

Figure 4a. Hourly Wage Percentiles by Major Occupational Group, Colorado 2018

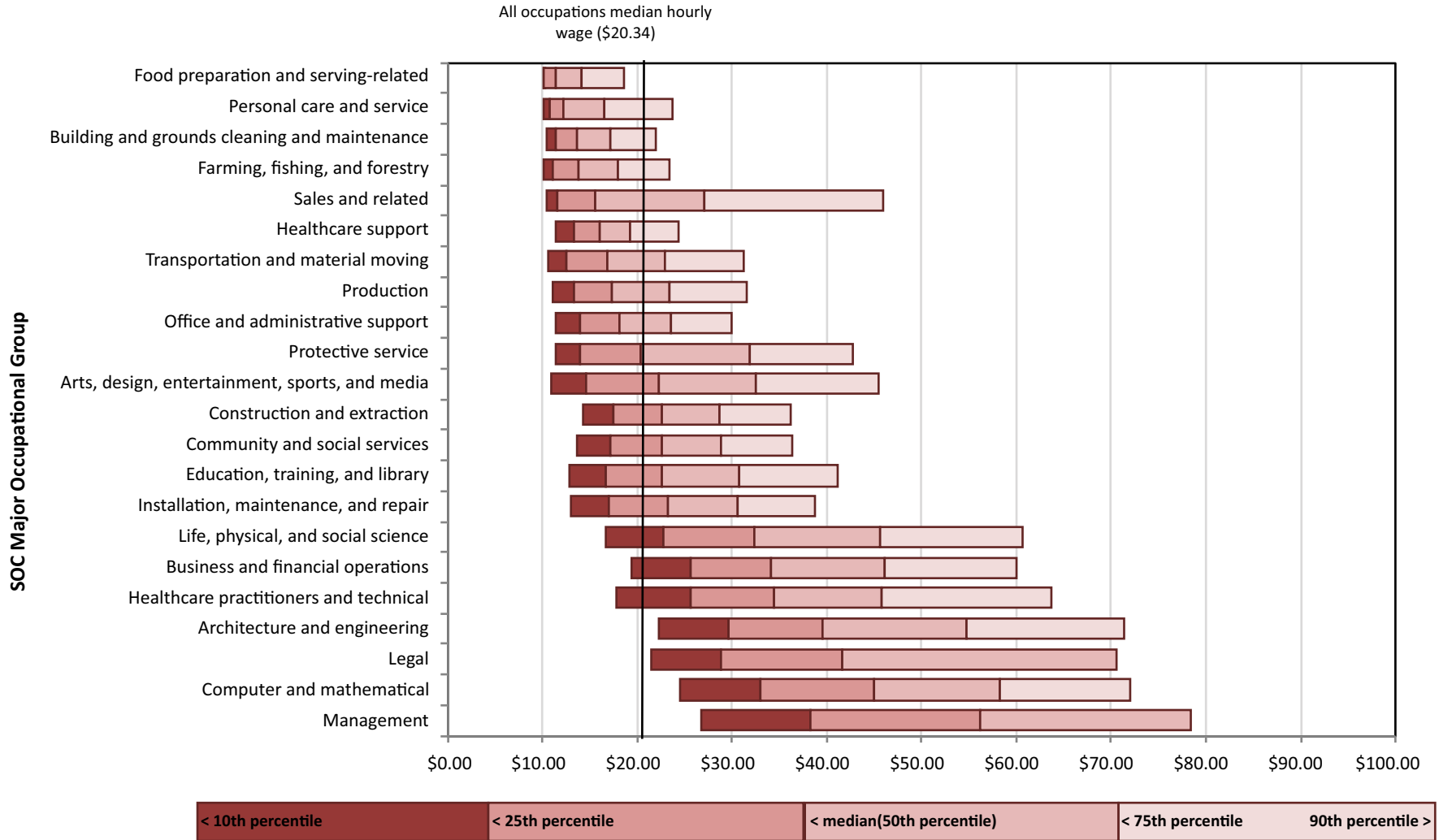
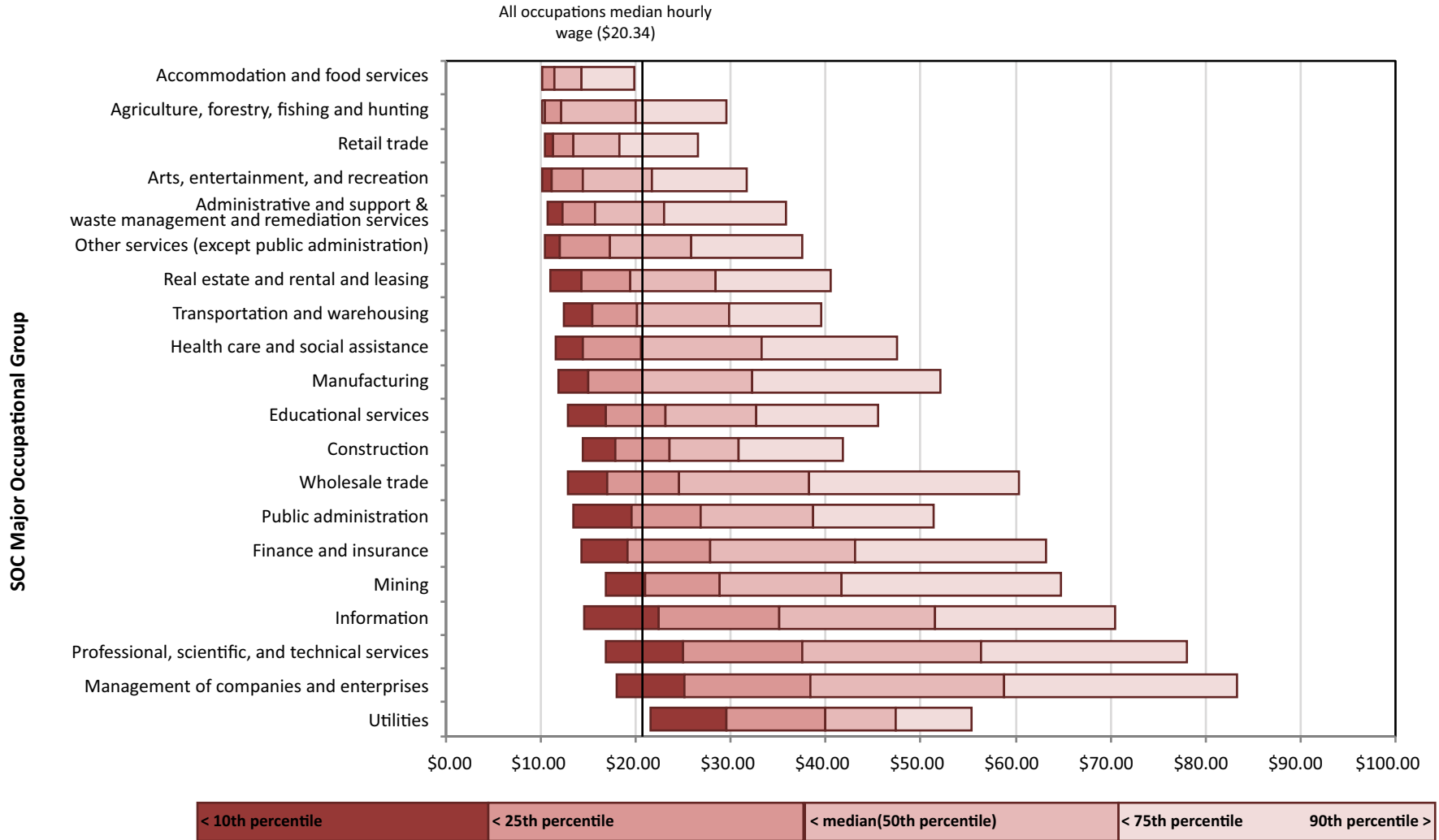


Table 8b: Percentile Hourly Wages by Major Industry Groups (Colorado, May 2018)

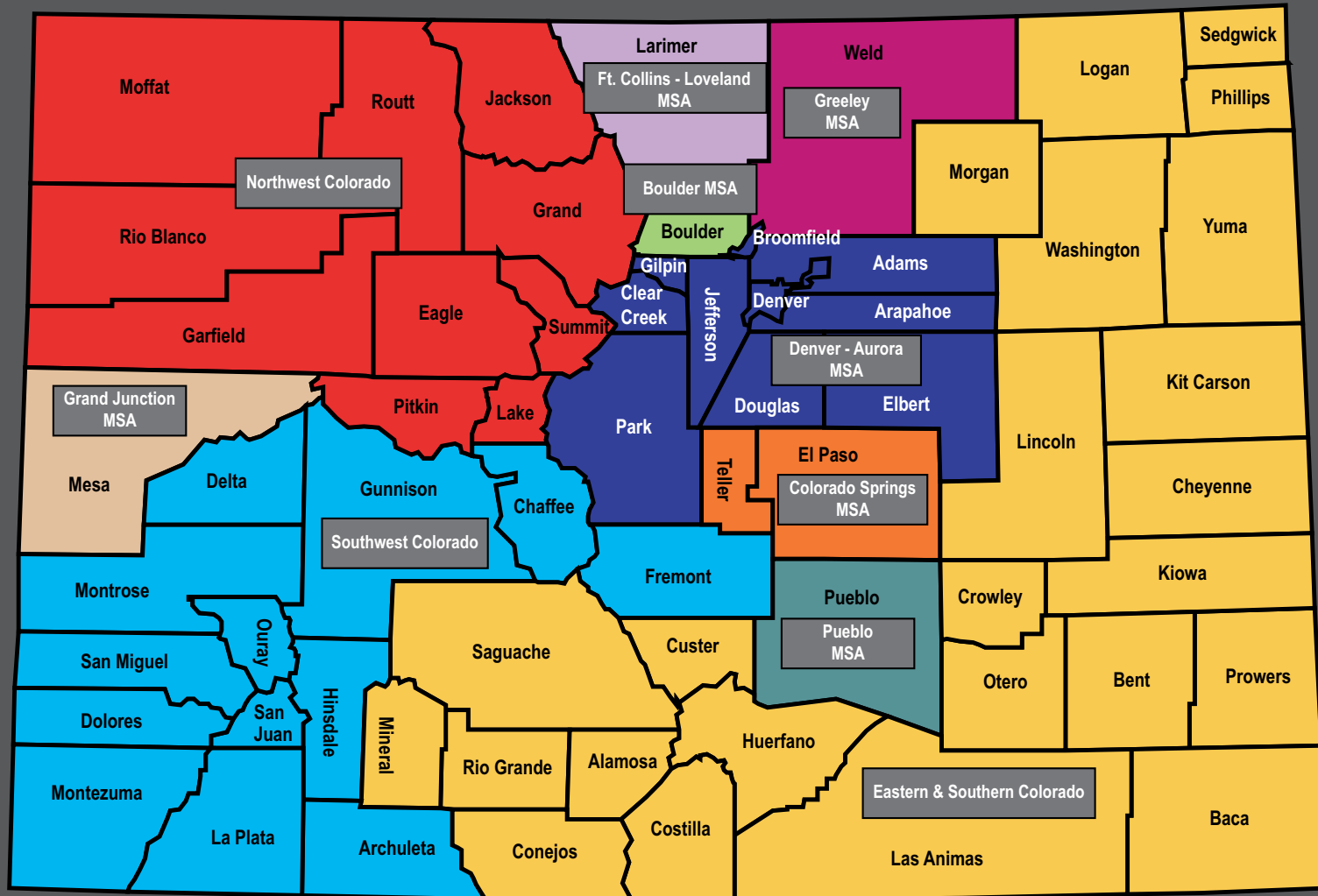
NAICS Sector	Employment	Hourly Wage				
		10 th Percentile	25 th Percentile	50 th Percentile (Median)	75 th Percentile	90 th Percentile
Utilities	8,060	\$21.56	\$29.49	\$40.01	\$47.36	\$55.33
Management of companies and enterprises	42,790	\$18.05	\$25.12	\$38.41	\$58.78	\$83.31
Professional, scientific, and technical services	220,750	\$16.85	\$24.94	\$37.46	\$56.41	\$78.06
Information	71,000	\$14.53	\$22.38	\$35.14	\$51.56	\$70.49
Mining	27,870	\$16.91	\$21.00	\$28.77	\$41.66	\$64.72
Finance and insurance	110,540	\$14.24	\$19.07	\$27.85	\$43.11	\$63.14
Public administration	183,320	\$13.36	\$19.60	\$26.87	\$38.67	\$51.41
Wholesale trade	105,840	\$12.85	\$16.97	\$24.50	\$38.23	\$60.35
Construction	169,900	\$14.39	\$17.88	\$23.60	\$30.78	\$41.86
Educational services	225,790	\$12.93	\$16.92	\$23.16	\$32.61	\$45.45
Manufacturing	145,960	\$11.90	\$15.00	\$20.74	\$32.18	\$52.09
Health care and social assistance	328,000	\$11.54	\$14.48	\$20.51	\$33.28	\$47.51
Transportation and warehousing	87,580	\$12.48	\$15.46	\$20.17	\$29.81	\$39.58
Real estate and rental and leasing	51,300	\$11.05	\$14.29	\$19.37	\$28.43	\$40.56
Other services (except public administration)	75,600	\$10.47	\$11.97	\$17.28	\$25.89	\$37.55
Administrative and support & waste management and remediation services	161,270	\$10.67	\$12.30	\$15.77	\$22.96	\$35.75
Arts, entertainment, and recreation	51,540	\$10.21	\$11.19	\$14.36	\$21.70	\$31.64
Retail trade	275,240	\$10.39	\$11.24	\$13.45	\$18.28	\$26.58
Agriculture, forestry, fishing and hunting	2,940	\$10.20	\$10.37	\$12.15	\$20.05	\$29.57
Accommodation and food services	275,370	\$10.20	\$10.21	\$11.42	\$14.34	\$19.87

Figure 4b. Hourly Wage Percentiles by Industry Sector, Colorado 2018



May 2018 OES Data Estimating Area and Component Counties

Colorado — Occupational Employment Statistics (OES) Regions



MSA — Metropolitan Statistical Area
population 50,000+ or defined *urbanized* by US Census

Colorado Department of Labor & Employment
Labor Market Information

Regional Employment and Wages

The Denver-Aurora Metropolitan Statistical Area (MSA), with more than five times the employment of any other region of the State, ranks second in terms of both average and median wages (Table 9 and Figure 5). The Boulder

MSA, third largest in terms of employment, ranks first, while the Eastern and Southern Colorado Balance of State (BOS) Area, with the second-lowest employment, ranks last in wages. Denver and Boulder both have average and median wages higher than the statewide average and median.

Figure 5. Average Hourly Wage by Region (Colorado, May 2018)

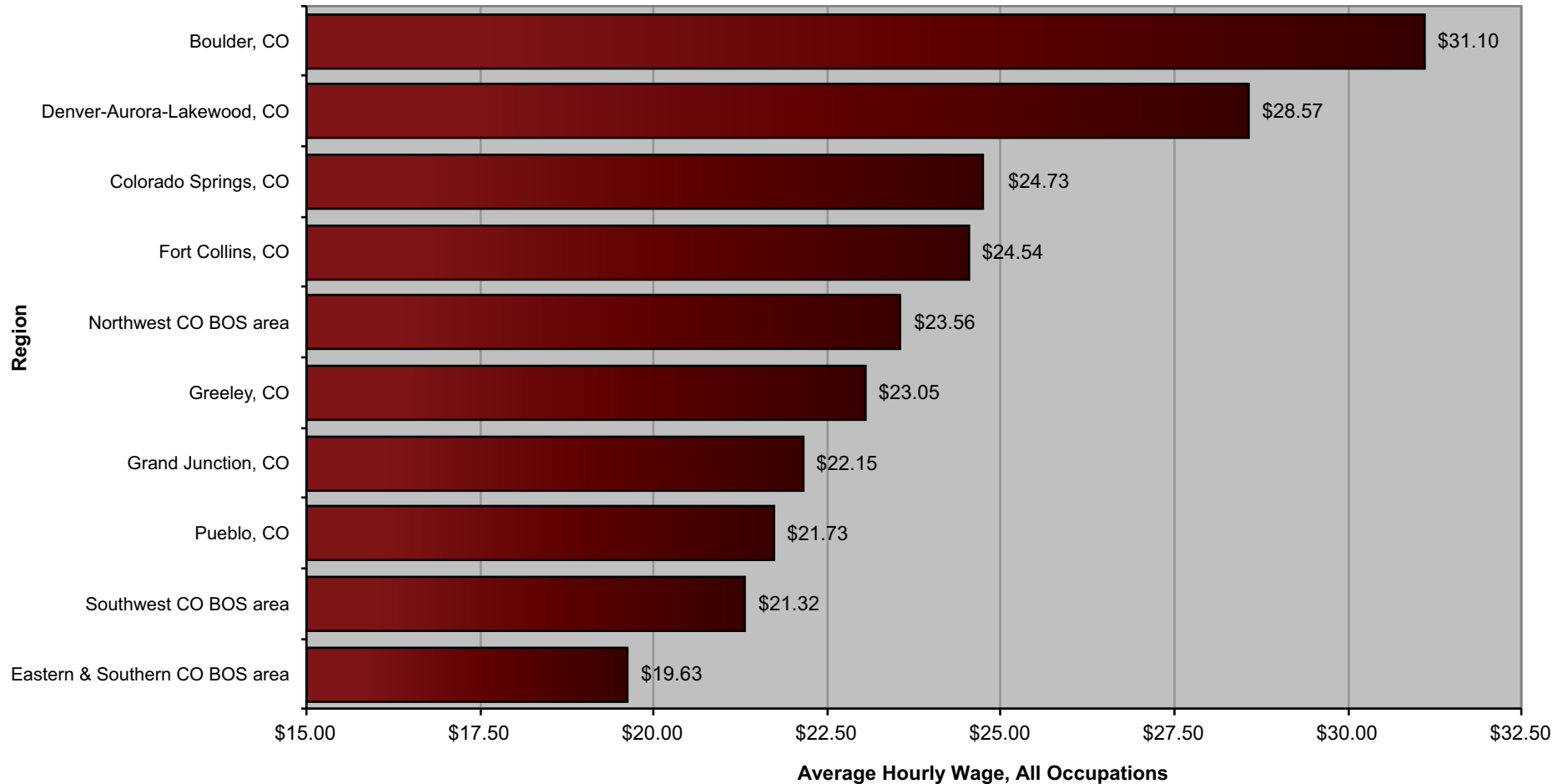


Table 9. Hourly and Annual Wages by Region (Colorado, May 2018)

Metropolitan Statistical Area (MSA) or Balance of State (BOS) Area	Employment	Average Hourly Wage	Median Hourly Wage	Entry* Hourly Wage	Experienced* Hourly Wage	Average Annual Wage	Median Annual Wage	Entry* Annual Wage	Experienced* Annual Wage
Boulder, CO	182,160	\$31.10	\$23.60	\$13.04	\$40.13	\$64,690	\$49,094	\$27,131	\$83,469
Denver-Aurora-Lakewood, CO	1,478,110	\$28.57	\$21.84	\$12.55	\$36.59	\$59,435	\$45,425	\$26,106	\$76,100
Colorado Springs, CO	280,940	\$24.73	\$18.61	\$11.62	\$31.28	\$51,433	\$38,716	\$24,161	\$65,069
Fort Collins, CO	160,420	\$24.54	\$18.87	\$11.81	\$30.91	\$51,047	\$39,243	\$24,563	\$64,289
Northwest CO BOS area	120,110	\$23.56	\$19.17	\$12.53	\$29.08	\$49,015	\$39,864	\$26,054	\$60,495
Greeley, CO	103,410	\$23.05	\$18.93	\$12.05	\$28.55	\$47,947	\$39,376	\$25,060	\$59,391
Grand Junction, CO	61,670	\$22.15	\$17.39	\$11.49	\$27.48	\$46,072	\$36,162	\$23,909	\$57,153
Pueblo, CO	59,980	\$21.73	\$17.31	\$11.16	\$27.02	\$45,200	\$35,999	\$23,207	\$56,197
Southwest CO BOS area	98,990	\$21.32	\$17.38	\$11.55	\$26.21	\$44,350	\$36,152	\$24,025	\$54,513
Eastern & Southern CO BOS area	67,750	\$19.63	\$15.66	\$11.04	\$23.93	\$40,839	\$32,568	\$22,965	\$49,776

* OES does not collect information on whether an individual wage is entry or experienced level. The estimate of an "entry" wage is the mean of the lower one-third and the estimate of an "experienced" wage is the mean of the upper two-thirds of the wage distribution.

Regional Employment and Wages in Major Occupational Groups

Tables 10a and 10b show employment and average hourly wages for the major occupational groups in each of the seven MSAs and three BOS areas.

The amount of variability in wages between regions is highest for occupations in the **management, legal, and computer and mathematical**

groups. With some exceptions, these groups tend to have higher wages in the Boulder, Denver, and Colorado Springs MSAs and lower wages in the Pueblo MSA and in the Eastern and Southern Colorado and Southwest Colorado BOS areas. Occupational groups showing relatively little variation by region include **installation, maintenance, and repair; food preparation and serving-related; construction and extraction; and building and grounds maintenance and cleaning.**

Table 10a. Employment by Region for Major Occupational Groups (Colorado, May 2018)

Major Occupational Group	Employment									
	Boulder MSA	Colorado Springs MSA	Denver-Aurora-Lakewood MSA	Fort Collins-Loveland MSA	Grand Junction MSA	Greeley MSA	Pueblo MSA	Eastern & Southern Colorado	Southwest Colorado	Northwest Colorado
All occupations	182,160	280,940	1,478,110	160,420	61,670	103,410	59,980	67,750	98,990	120,110
Management	10,040	11,550	70,680	6,160	1,960	3,680	1,790	2,290	3,450	4,740
Business and financial operations	14,610	19,280	127,090	9,010	2,320	4,780	2,030	2,130	3,610	4,970
Computer and mathematical	14,140	14,930	77,050	4,510	700	1,400	600	420	1,060	1,100
Architecture and engineering	8,150	5,810	36,630	5,150	700	1,590	900	350	1,000	1,560
Life, physical, and social science	5,970	1,800	14,440	3,830	580	580	360	510	1,130	1,110
Community and social services	2,260	5,740	19,410	2,350	1,240	1,540	1,390	2,020	2,300	1,220
Legal	1,360	1,640	15,920	810	360	430	240	500	650	620
Education, training, and library	11,840	18,320	71,550	9,950	3,270	6,730	3,530	5,570	6,310	5,990
Arts, design, entertainment, sports, and media	3,820	4,440	23,300	2,330	710	720	370	470	1,350	2,430
Healthcare practitioners and technical	9,850	17,460	79,170	9,860	5,100	3,930	5,170	4,450	5,670	5,420
Healthcare support	3,780	9,490	34,180	4,550	2,450	2,130	3,010	2,040	2,350	1,740
Protective service	2,350	6,270	32,370	2,680	1,220	1,990	2,160	2,710	4,170	3,150
Food preparation and serving-related	17,850	28,650	135,570	17,930	6,530	8,610	6,160	6,020	11,160	16,760
Building and grounds cleaning and maintenance	4,530	8,500	42,510	5,570	1,890	3,290	1,760	2,170	4,380	8,060
Personal care and service	5,950	9,160	55,200	5,310	1,990	2,000	2,330	2,080	4,490	4,750
Sales and related	17,930	31,490	167,910	17,680	7,350	8,930	7,220	6,880	11,790	13,950
Office and administrative support	22,610	42,580	203,630	21,560	9,230	13,650	8,430	9,920	13,810	15,200
Farming, fishing, and forestry	450	430	2,980	290	50	480	NA	1,190	410	440
Construction and extraction	4,110	12,780	72,250	8,680	4,150	12,870	2,780	3,460	7,550	11,650
Installation, maintenance, and repair	4,910	9,670	53,900	6,030	3,330	5,350	2,650	3,840	4,300	7,200
Production	9,230	7,810	51,300	7,920	2,860	9,990	3,480	3,840	3,270	2,590
Transportation and material moving	6,430	13,120	91,080	8,270	3,660	8,740	3,280	4,890	4,770	5,440

Table 10b. Average Hourly Wage by Region for Major Occupational Groups (Colorado, May 2018)

Major Occupational Group	Average Hourly Wage									
	Boulder MSA	Colorado Springs MSA	Denver-Aurora-Lakewood MSA	Fort Collins-Loveland MSA	Grand Junction MSA	Greeley MSA	Pueblo MSA	Eastern & Southern Colorado	Southwest Colorado	Northwest Colorado
All occupations	\$31.10	\$24.73	\$28.57	\$24.54	\$22.15	\$23.05	\$21.73	\$19.63	\$21.32	\$23.56
Management	\$69.98	\$55.99	\$67.98	\$54.80	\$50.51	\$54.89	\$47.41	\$40.43	\$46.16	\$49.68
Business and financial operations	\$39.74	\$35.95	\$39.06	\$33.84	\$31.74	\$32.88	\$31.45	\$29.34	\$32.12	\$34.63
Computer and mathematical	\$48.67	\$46.00	\$47.34	\$41.34	\$34.84	\$36.07	\$31.47	\$27.61	\$37.85	\$36.22
Architecture and engineering	\$48.41	\$43.13	\$44.11	\$41.42	\$34.09	\$39.12	\$39.65	\$36.59	\$39.21	\$38.50
Life, physical, and social science	\$42.56	\$33.49	\$37.50	\$33.52	\$32.35	\$30.64	\$33.54	\$28.22	\$26.86	\$29.12
Community and social services	\$24.93	\$23.53	\$24.56	\$24.96	\$22.43	\$22.85	\$23.32	\$20.29	\$22.82	\$25.18
Legal	\$59.78	\$37.66	\$58.44	\$47.52	\$42.07	\$38.98	\$33.67	NA	\$38.40	\$48.50
Education, training, and library	\$30.66	\$22.95	\$28.14	\$27.67	\$22.01	\$24.71	\$24.44	\$19.38	\$21.03	\$23.29
Arts, design, entertainment, sports, and media	\$27.93	\$25.50	\$28.26	\$24.41	\$19.53	\$23.25	\$23.83	\$19.60	\$18.47	\$24.33
Healthcare practitioners and technical	\$42.51	\$38.76	\$41.35	\$39.77	\$37.91	\$36.36	\$39.36	\$33.24	\$38.43	\$42.16
Healthcare support	\$18.01	\$16.14	\$17.76	\$16.85	\$15.22	\$16.22	\$15.11	\$14.60	\$15.97	\$18.77
Protective service	\$26.67	\$22.38	\$24.50	\$22.54	\$23.49	\$25.88	\$24.08	\$20.91	\$23.91	\$23.84
Food preparation and serving-related	\$14.30	\$12.68	\$13.12	\$13.06	\$12.20	\$11.89	\$11.82	\$12.38	\$12.78	\$14.68
Building and grounds cleaning and maintenance	\$16.20	\$13.78	\$14.95	\$14.84	\$14.64	\$14.88	\$14.30	\$13.15	\$14.83	\$17.03
Personal care and service	\$17.39	\$14.33	\$15.01	\$15.69	\$12.70	\$15.12	\$13.31	\$12.69	\$13.67	\$16.58
Sales and related	\$25.77	\$20.78	\$24.93	\$19.58	\$19.28	\$21.47	\$15.80	\$16.63	\$17.26	\$20.20
Office and administrative support	\$20.23	\$17.80	\$20.66	\$18.74	\$17.28	\$18.33	\$17.06	\$16.81	\$17.45	\$20.11
Farming, fishing, and forestry	\$15.72	\$14.62	\$15.53	\$16.80	\$13.61	\$15.93	NA	\$14.08	\$15.01	\$20.16
Construction and extraction	\$24.17	\$21.99	\$24.98	\$23.38	\$25.20	\$22.74	\$21.86	\$20.10	\$22.79	\$24.45
Installation, maintenance, and repair	\$23.93	\$23.09	\$25.79	\$23.95	\$23.28	\$24.59	\$23.67	\$21.13	\$22.51	\$24.69
Production	\$19.47	\$18.86	\$19.77	\$20.94	\$17.94	\$19.26	\$21.88	\$16.29	\$19.05	\$24.41
Transportation and material moving	\$18.89	\$16.67	\$21.77	\$16.48	\$19.05	\$20.80	\$17.73	\$16.62	\$17.75	\$20.42

Table 11: Comparing Occupational Wages by Areas (Colorado, May 2018)

Your Job Category	Where You Work	Average Wage		Your Job Category	Where You Work	Average Wage	
		Hourly	Annual			Hourly	Annual
Management Occupations	Boulder, CO	\$69.98	\$145,555	Computer & Mathematical Occupations	Boulder, CO	\$48.67	\$101,224
	Denver-Aurora-Lakewood, CO	\$67.98	\$141,402		Denver-Aurora-Lakewood, CO	\$47.34	\$98,459
	Colorado	\$63.34	\$131,750		Colorado	\$46.58	\$96,884
	Colorado Springs, CO	\$55.99	\$116,451		Colorado Springs, CO	\$46.00	\$95,685
	Greeley, CO	\$54.89	\$114,171		Fort Collins, CO	\$41.34	\$85,992
	Fort Collins, CO	\$54.80	\$113,982		Southwest CO BOS area	\$37.85	\$78,732
	Grand Junction, CO	\$50.51	\$105,066		Northwest CO BOS area	\$36.22	\$75,329
	Northwest CO BOS area	\$49.68	\$103,340		Greeley, CO	\$36.07	\$75,016
	Pueblo, CO	\$47.41	\$98,608		Grand Junction, CO	\$34.84	\$72,476
	Southwest CO BOS area	\$46.16	\$96,006		Pueblo, CO	\$31.47	\$65,467
	Eastern & Southern CO BOS area	\$40.43	\$84,089		Eastern & Southern CO BOS area	\$27.61	\$57,423
	Business & Financial Operations Occupations	Boulder, CO	\$39.74		\$82,659	Architecture & Engineering Occupations	Boulder, CO
Denver-Aurora-Lakewood, CO		\$39.06	\$81,250	Denver-Aurora-Lakewood, CO	\$44.11		\$91,757
Colorado		\$37.87	\$78,775	Colorado	\$43.79		\$91,093
Colorado Springs, CO		\$35.95	\$74,781	Colorado Springs, CO	\$43.13		\$89,708
Northwest CO BOS area		\$34.63	\$72,030	Fort Collins, CO	\$41.42		\$86,158
Fort Collins, CO		\$33.84	\$70,384	Pueblo, CO	\$39.65		\$82,478
Greeley, CO		\$32.88	\$68,394	Southwest CO BOS area	\$39.21		\$81,563
Southwest CO BOS area		\$32.12	\$66,800	Greeley, CO	\$39.12		\$81,370
Grand Junction, CO		\$31.74	\$66,019	Northwest CO BOS area	\$38.50		\$80,085
Pueblo, CO		\$31.45	\$65,426	Eastern & Southern CO BOS area	\$36.59		\$76,107
Eastern & Southern CO BOS area		\$29.34	\$61,026	Grand Junction, CO	\$34.09		\$70,905

continued on next page

Your Job Category	Where You Work	Average Wage	
		Hourly	Annual
Life, Physical, & Social Science Occupations	Boulder, CO	\$42.56	\$88,524
	Denver-Aurora-Lakewood, CO	\$37.50	\$77,993
	Colorado	\$36.62	\$76,168
	Pueblo, CO	\$33.54	\$69,771
	Fort Collins, CO	\$33.52	\$69,727
	Colorado Springs, CO	\$33.49	\$69,651
	Grand Junction, CO	\$32.35	\$67,279
	Greeley, CO	\$30.64	\$63,726
	Northwest CO BOS area	\$29.12	\$60,573
	Eastern & Southern CO BOS area	\$28.22	\$58,689
	Southwest CO BOS area	\$26.86	\$55,866

Community & Social Services Occupations	Northwest CO BOS Area	\$25.20	\$52,415
	Fort Collins, CO	\$24.60	\$51,165
	Denver-Aurora-Lakewood, CO	\$24.40	\$50,752
	Colorado Springs, CO	\$24.37	\$50,691
	Boulder, CO	\$24.27	\$50,473
	Colorado	\$23.77	\$49,445
	Pueblo, CO	\$22.71	\$47,234
	Greeley, CO	\$22.25	\$46,283
	Southwest CO BOS Area	\$22.20	\$46,167
	Grand Junction, CO	\$21.18	\$44,061
	Eastern & Southern CO BOS Area	\$19.31	\$40,164

Legal Occupations	Boulder, CO	\$59.78	\$124,341
	Denver-Aurora-Lakewood, CO	\$58.44	\$121,565
	Colorado	\$54.54	\$113,442
	Northwest CO BOS area	\$48.50	\$100,871
	Fort Collins, CO	\$47.52	\$98,852
	Grand Junction, CO	\$42.07	\$87,513
	Greeley, CO	\$38.98	\$81,076
	Southwest CO BOS area	\$38.40	\$79,872
	Colorado Springs, CO	\$37.66	\$78,339
	Pueblo, CO	\$33.67	\$70,043
	Eastern & Southern CO BOS area	N/A	N/A

Your Job Category	Where You Work	Average Wage	
		Hourly	Annual
Education, Training & Library Occupations	Boulder, CO	\$30.66	\$63,764
	Denver-Aurora-Lakewood, CO	\$28.14	\$58,527
	Fort Collins, CO	\$27.67	\$57,562
	Colorado	\$26.40	\$54,913
	Greeley, CO	\$24.71	\$51,401
	Pueblo, CO	\$24.44	\$50,833
	Northwest CO BOS area	\$23.29	\$48,434
	Colorado Springs, CO	\$22.95	\$47,731
	Grand Junction, CO	\$22.01	\$45,772
	Southwest CO BOS area	\$21.03	\$43,741
	Eastern & Southern CO BOS area	\$19.38	\$40,320

Arts, Design, Entertainment, Sports & Media Occupations	Boulder, CO	\$27.66	\$57,529
	Denver-Aurora-Lakewood, CO	\$27.42	\$57,035
	Colorado	\$25.87	\$53,809
	Northwest CO BOS Area	\$25.70	\$53,455
	Pueblo, CO	\$24.56	\$51,093
	Colorado Springs, CO	\$24.38	\$50,716
	Fort Collins, CO	\$22.65	\$47,116
	Greeley, CO	\$21.53	\$44,786
	Eastern & Southern CO BOS Area	\$18.91	\$39,327
	Southwest CO BOS Area	\$18.64	\$38,768
	Grand Junction, CO	\$18.60	\$38,698

Healthcare Practitioners & Technical Occupations	Boulder, CO	\$42.51	\$88,412
	Northwest CO BOS area	\$42.16	\$87,692
	Denver-Aurora-Lakewood, CO	\$41.35	\$86,005
	Colorado	\$40.35	\$83,928
	Fort Collins, CO	\$39.77	\$82,732
	Pueblo, CO	\$39.36	\$81,877
	Colorado Springs, CO	\$38.76	\$80,627
	Southwest CO BOS area	\$38.43	\$79,942
	Grand Junction, CO	\$37.91	\$78,844
	Greeley, CO	\$36.36	\$75,619
	Eastern & Southern CO BOS area	\$33.24	\$69,141

continued on next page

Your Job Category	Where You Work	Average Wage		Your Job Category	Where You Work	Average Wage	
		Hourly	Annual			Hourly	Annual
Healthcare Support Occupations	Northwest CO BOS area	\$18.77	\$39,049	Building & Grounds Cleaning & Maintenance Occupations	Northwest CO BOS area	\$17.03	\$35,418
	Boulder, CO	\$18.01	\$37,458		Boulder, CO	\$16.20	\$33,698
	Denver-Aurora-Lakewood, CO	\$17.76	\$36,935		Colorado	\$15.01	\$31,224
	Colorado	\$17.07	\$35,512		Denver-Aurora-Lakewood, CO	\$14.95	\$31,096
	Fort Collins, CO	\$16.85	\$35,052		Greeley, CO	\$14.88	\$30,954
	Greeley, CO	\$16.22	\$33,741		Fort Collins, CO	\$14.84	\$30,871
	Colorado Springs, CO	\$16.14	\$33,561		Southwest CO BOS area	\$14.83	\$30,847
	Southwest CO BOS area	\$15.97	\$33,227		Grand Junction, CO	\$14.64	\$30,448
	Grand Junction, CO	\$15.22	\$31,653		Pueblo, CO	\$14.30	\$29,738
	Pueblo, CO	\$15.11	\$31,426		Colorado Springs, CO	\$13.78	\$28,657
	Eastern & Southern CO BOS area	\$14.60	\$30,367		Eastern & Southern CO BOS area	\$13.15	\$27,358
Protective Service Occupations	Boulder, CO	\$26.67	\$55,473	Personal Care & Service Occupations	Boulder, CO	\$17.39	\$36,169
	Greeley, CO	\$25.88	\$53,841		Northwest CO BOS area	\$16.58	\$34,479
	Denver-Aurora-Lakewood, CO	\$24.50	\$50,961		Fort Collins, CO	\$15.69	\$32,638
	Pueblo, CO	\$24.08	\$50,096		Greeley, CO	\$15.12	\$31,457
	Colorado	\$24.04	\$50,011		Colorado	\$15.01	\$31,221
	Southwest CO BOS area	\$23.91	\$49,736		Denver-Aurora-Lakewood, CO	\$15.01	\$31,230
	Northwest CO BOS area	\$23.84	\$49,582		Colorado Springs, CO	\$14.33	\$29,801
	Grand Junction, CO	\$23.49	\$48,867		Southwest CO BOS area	\$13.67	\$28,444
	Fort Collins, CO	\$22.54	\$46,891		Pueblo, CO	\$13.31	\$27,686
	Colorado Springs, CO	\$22.38	\$46,552		Grand Junction, CO	\$12.70	\$26,418
	Eastern & Southern CO BOS area	\$20.91	\$43,492		Eastern & Southern CO BOS area	\$12.69	\$26,397
Food Preparation & Serving Related Occupations	Northwest CO BOS area	\$14.68	\$30,537	Sales & Related Occupations	Boulder, CO	\$25.77	\$53,599
	Boulder, CO	\$14.30	\$29,745		Denver-Aurora-Lakewood, CO	\$24.93	\$51,845
	Colorado	\$13.12	\$27,297		Colorado	\$23.01	\$47,853
	Denver-Aurora-Lakewood, CO	\$13.12	\$27,293		Greeley, CO	\$21.47	\$44,657
	Fort Collins, CO	\$13.06	\$27,155		Colorado Springs, CO	\$20.78	\$43,225
	Southwest CO BOS area	\$12.78	\$26,575		Northwest CO BOS area	\$20.20	\$42,025
	Colorado Springs, CO	\$12.68	\$26,384		Fort Collins, CO	\$19.58	\$40,729
	Eastern & Southern CO BOS area	\$12.38	\$25,749		Grand Junction, CO	\$19.28	\$40,105
	Grand Junction, CO	\$12.20	\$25,379		Southwest CO BOS area	\$17.26	\$35,903
	Greeley, CO	\$11.89	\$24,722		Eastern & Southern CO BOS area	\$16.63	\$34,588
	Pueblo, CO	\$11.82	\$24,583		Pueblo, CO	\$15.80	\$32,863

continued on next page

Your Job Category	Where You Work	Average Wage		Your Job Category	Where You Work	Average Wage	
		Hourly	Annual			Hourly	Annual
Office & Administrative Support Occupations	Denver-Aurora-Lakewood, CO	\$20.66	\$42,972	Installation, Maintenance, & Repair Occupations	Denver-Aurora-Lakewood, CO	\$25.79	\$53,647
	Boulder, CO	\$20.23	\$42,081		Colorado	\$24.75	\$51,483
	Northwest CO BOS area	\$20.11	\$41,836		Northwest CO BOS area	\$24.69	\$51,364
	Colorado	\$19.68	\$40,926		Greeley, CO	\$24.59	\$51,139
	Fort Collins, CO	\$18.74	\$38,984		Fort Collins, CO	\$23.95	\$49,813
	Greeley, CO	\$18.33	\$38,137		Boulder, CO	\$23.93	\$49,784
	Colorado Springs, CO	\$17.80	\$37,026		Pueblo, CO	\$23.67	\$49,223
	Southwest CO BOS area	\$17.45	\$36,290		Grand Junction, CO	\$23.28	\$48,428
	Grand Junction, CO	\$17.28	\$35,944		Colorado Springs, CO	\$23.09	\$48,037
	Pueblo, CO	\$17.06	\$35,485		Southwest CO BOS area	\$22.51	\$46,825
	Eastern & Southern CO BOS area	\$16.81	\$34,959		Eastern & Southern CO BOS area	\$21.13	\$43,960
Farming, Fishing, & Forestry Occupations	Northwest CO BOS area	\$20.16	\$41,924	Production Occupations	Northwest CO BOS area	\$24.41	\$50,781
	Fort Collins, CO	\$16.80	\$34,951		Pueblo, CO	\$21.88	\$45,513
	Greeley, CO	\$15.93	\$33,137		Fort Collins, CO	\$20.94	\$43,563
	Boulder, CO	\$15.72	\$32,698		Denver-Aurora-Lakewood, CO	\$19.77	\$41,120
	Colorado	\$15.60	\$32,451		Colorado	\$19.71	\$40,988
	Denver-Aurora-Lakewood, CO	\$15.53	\$32,297		Boulder, CO	\$19.47	\$40,505
	Southwest CO BOS area	\$15.01	\$31,220		Greeley, CO	\$19.26	\$40,062
	Colorado Springs, CO	\$14.62	\$30,401		Southwest CO BOS area	\$19.05	\$39,625
	Eastern & Southern CO BOS area	\$14.08	\$29,287		Colorado Springs, CO	\$18.86	\$39,238
	Grand Junction, CO	\$13.61	\$28,311		Grand Junction, CO	\$17.94	\$37,317
Pueblo, CO	N/A	N/A	Eastern & Southern CO BOS area	\$16.29	\$33,882		
Construction & Extraction Occupations	Grand Junction, CO	\$25.20	\$52,411	Transportation & Material Moving Occupations	Denver-Aurora-Lakewood, CO	\$21.77	\$45,286
	Denver-Aurora-Lakewood, CO	\$24.98	\$51,958		Greeley, CO	\$20.80	\$43,272
	Northwest CO BOS area	\$24.45	\$50,854		Northwest CO BOS area	\$20.42	\$42,475
	Boulder, CO	\$24.17	\$50,283		Colorado	\$20.34	\$42,305
	Colorado	\$24.03	\$49,985		Grand Junction, CO	\$19.05	\$39,620
	Fort Collins, CO	\$23.38	\$48,640		Boulder, CO	\$18.89	\$39,285
	Southwest CO BOS area	\$22.79	\$47,410		Southwest CO BOS area	\$17.75	\$36,916
	Greeley, CO	\$22.74	\$47,298		Pueblo, CO	\$17.73	\$36,871
	Colorado Springs, CO	\$21.99	\$45,734		Colorado Springs, CO	\$16.67	\$34,665
	Pueblo, CO	\$21.86	\$45,460		Eastern & Southern CO BOS area	\$16.62	\$34,569
	Eastern & Southern CO BOS area	\$20.10	\$41,807		Fort Collins, CO	\$16.48	\$34,282

Regional Employment Distribution in Major Occupational and Industry Groups

The top five occupational groups and industry sectors (by employment) for each MSA and BOS area are shown in Figures 6a-j and 7a-j, respectively. Employment distribution and average hourly wages for major occupational and industry groups for each MSA and BOS area are shown in Figures 8 through 17. Percentile wages for major industry groups in each region are included in Tables 13 through 22.

The **office and administrative support, sales and related, and food preparation and serving-related** occupational groups were consistently included in the top five occupational groups for almost all areas. Occupational groups also ranking in the top five across multiple areas included **construction and extraction, business and financial operations, healthcare practitioners and technical, and education, training, and library**. Groups that consistently have relatively lower employment across most regions include **farming, fishing, and forestry; legal; community and social services; life, physical, and social sciences; and arts, design, entertainment, sports, and media** occupations.

Figure 6 a. Boulder MSA
Top 5 Occupational Groups, 2018

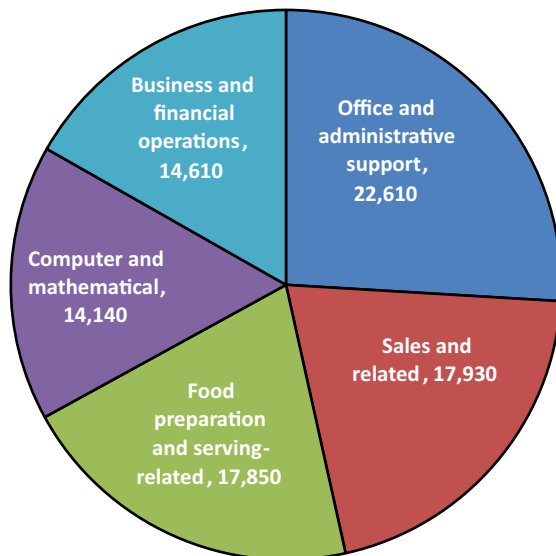


Figure 6 b. Colorado Springs MSA
Top 5 Occupational Groups, 2018

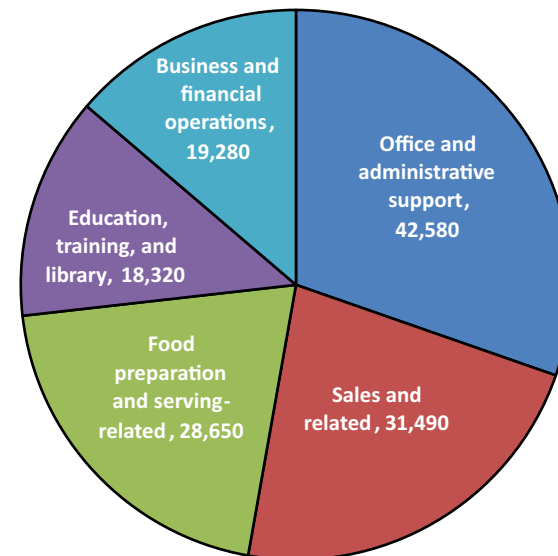


Figure 6 c. Denver-Aurora-Lakewood MSA
Top 5 Occupational Groups, 2018

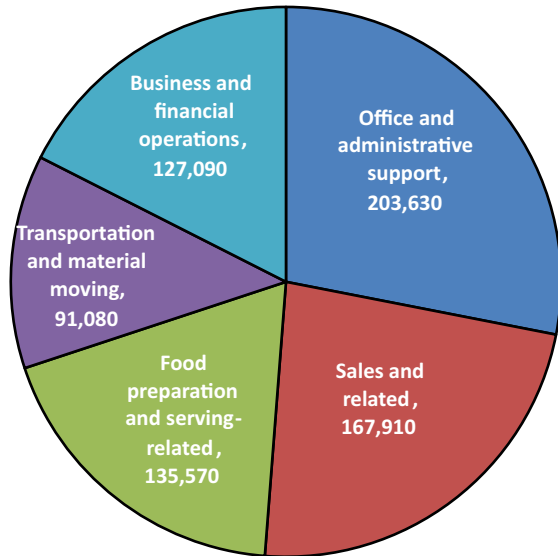


Figure 6 d. Fort Collins-Loveland MSA
Top 5 Occupational Groups, 2018

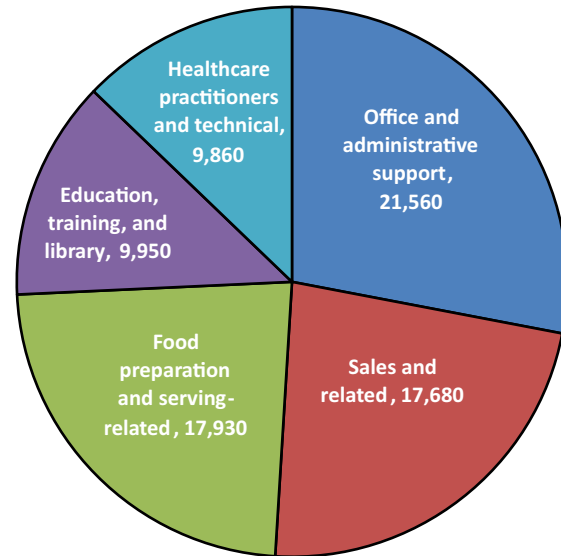


Figure 6 e. Grand Junction MSA
Top 5 Occupational Groups, 2018

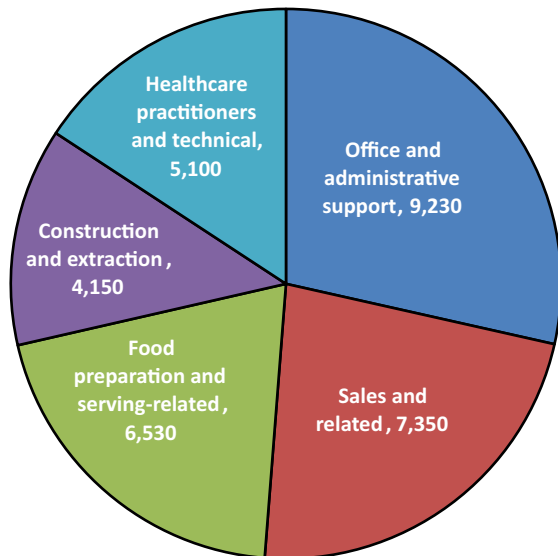


Figure 6 f. Greeley MSA
Top 5 Occupational Groups, 2018

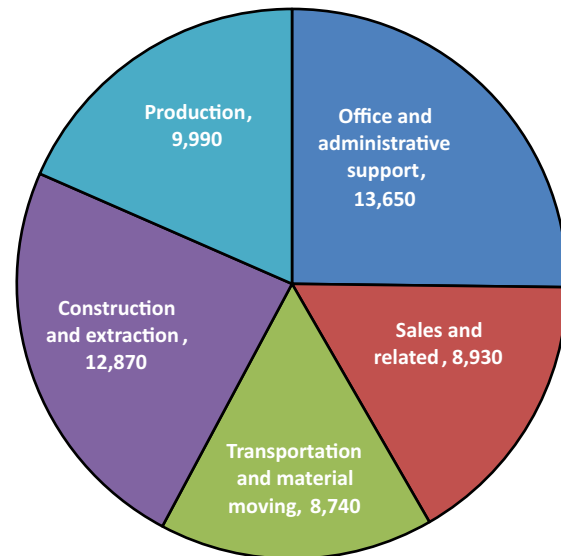


Figure 6 g. Pueblo MSA
Top 5 Occupational Groups, 2018

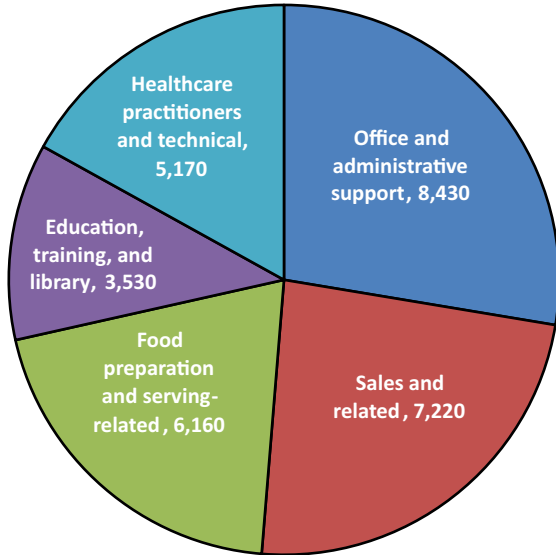


Figure 6 h. Eastern & Southern Colorado
Top 5 Occupational Groups, 2018

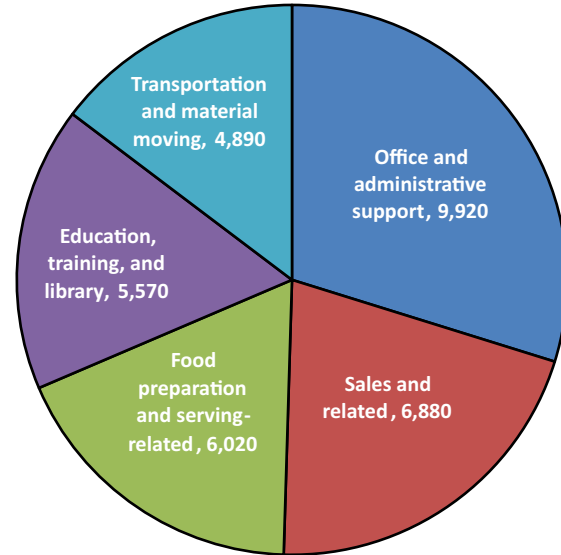


Figure 6 i. Southwest Colorado
Top 5 Occupational Groups, 2018

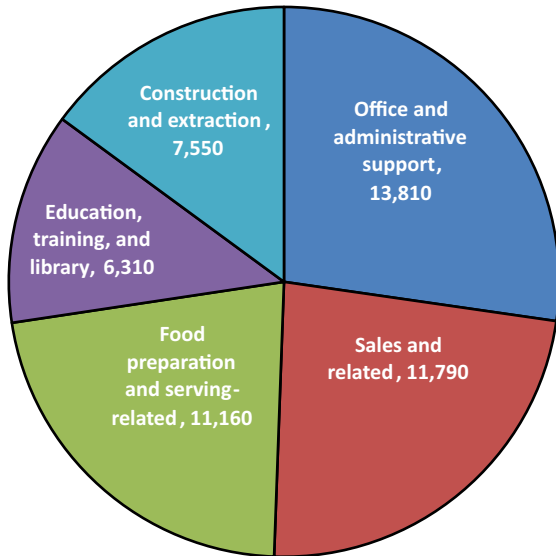
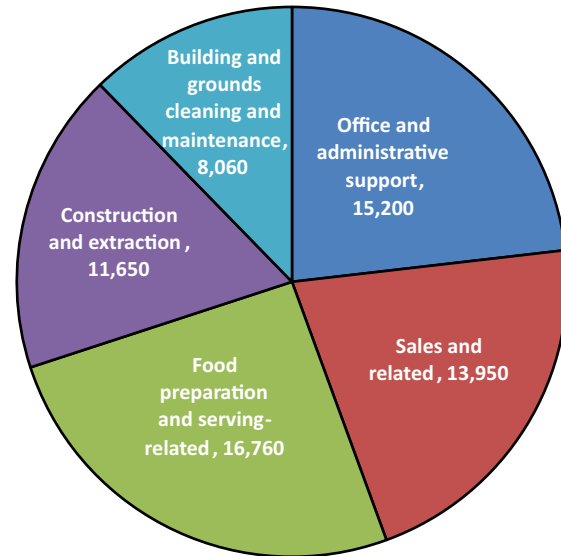


Figure 6 j. Northwest Colorado
Top 5 Occupational Groups, 2018



With regard to major industry sectors, **retail trade, health care and social assistance, educational services, and accommodation and food services** are consistently among the top five employers in most if not all Colorado regions. **Public administration** is a relatively more important employer in the three BOS areas and the Pueblo and Grand Junction MSAs and is the largest or second-largest industry in terms of employment in the Eastern and Southern Colorado and Southwest Colorado BOS areas, partly due to the presence of correctional facilities in these locations. The **manufacturing** industry is one of the top five employers in the Boulder, Fort Collins-Loveland, and Greeley MSAs.

Industries employing relatively fewer workers in most areas include **utilities, management of companies and enterprises, and agriculture, forestry, fishing, and hunting**. Industries for which employment is relatively more prominent (in the top ten) in just one or two areas include **mining** in the Greeley MSA and **real estate and rental and leasing** in the Northwest Colorado BOS area.

Figure 7 a. Boulder MSA Top 5 Industry Sectors, 2018

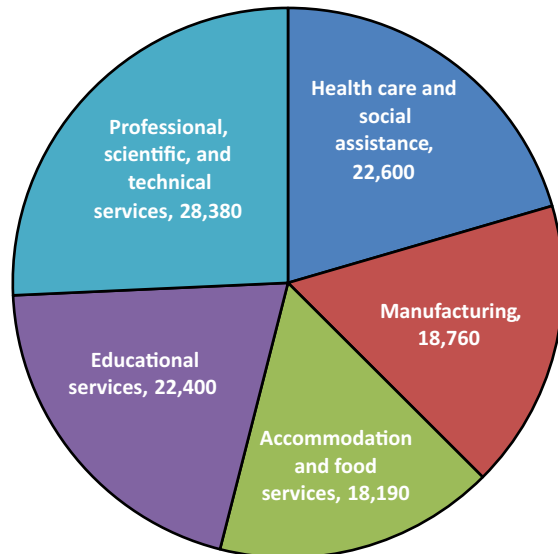


Figure 7 b. Colorado Springs MSA Top 5 Industry Sectors, 2018

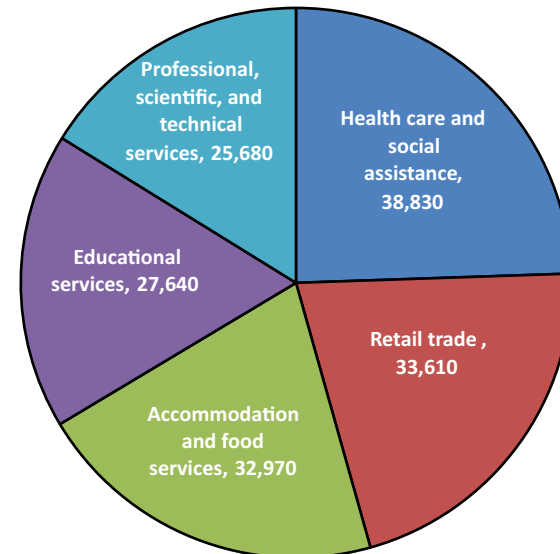


Figure 7 c. Denver-Aurora-Lakewood MSA Top 5 Industry Sectors, 2018

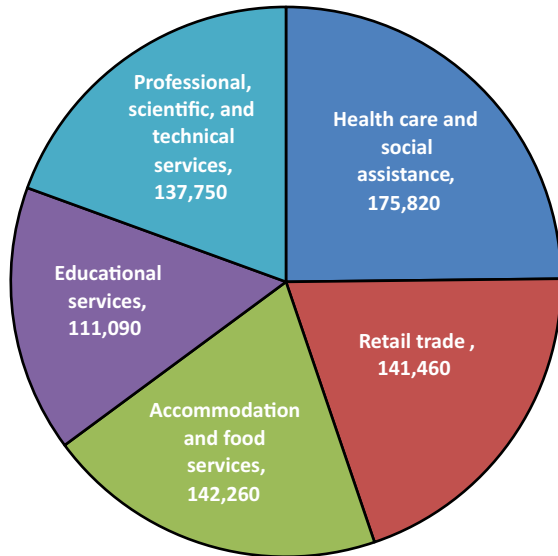


Figure 7 d. Fort Collins-Loveland MSA Top 5 Industry Sectors, 2018

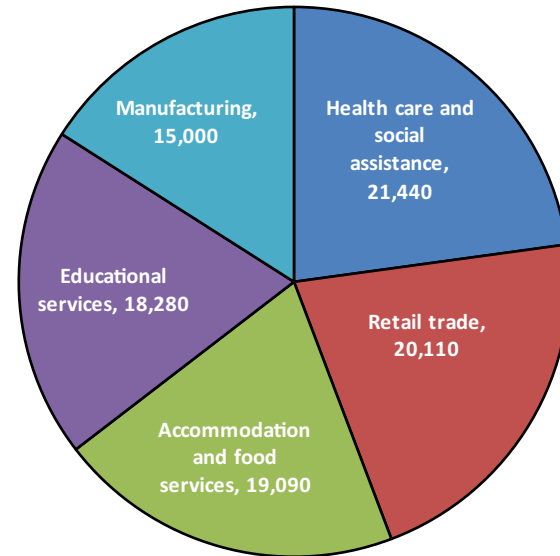


Figure 7 e. Grand Junction MSA Top 5 Industry Sectors, 2018

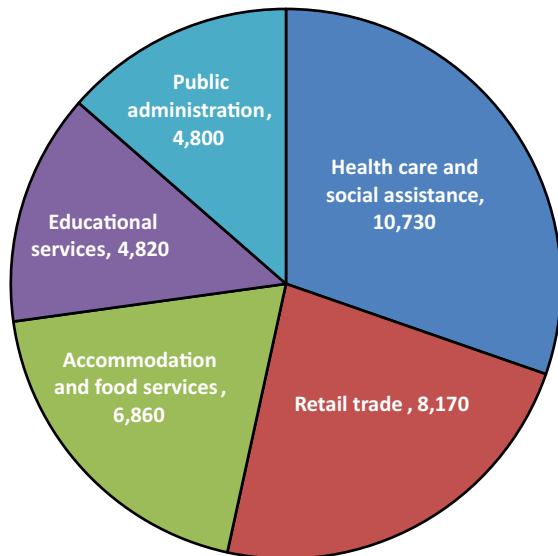


Figure 7 f. Greeley MSA Top 5 Industry Sectors, 2018

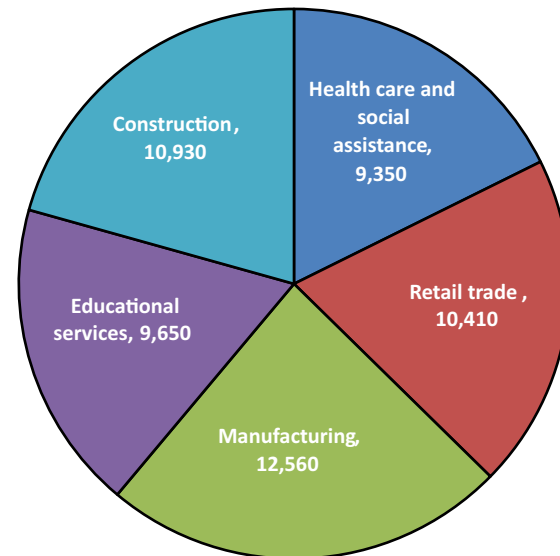


Figure 7 g. Pueblo MSA Top 5 Industry Sectors, 2018

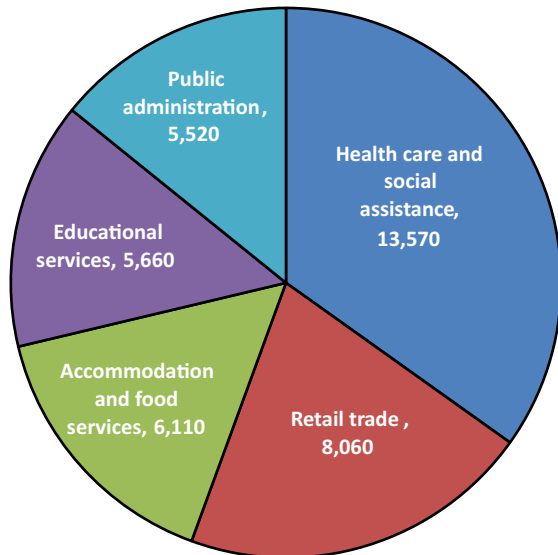


Figure 7 h. Eastern & Southern Colorado Top 5 Industry Sectors, 2018

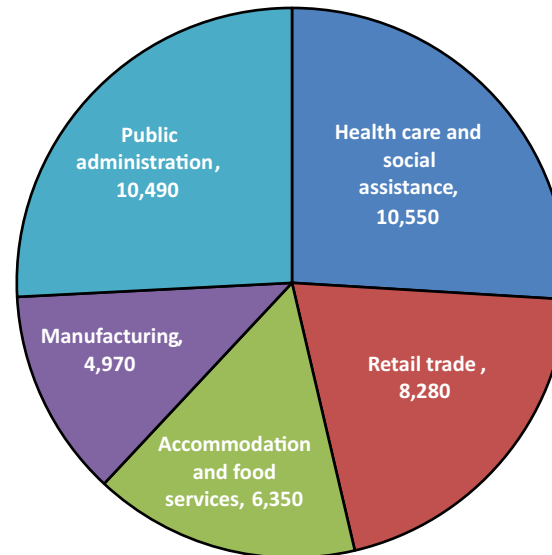


Figure 7 i. Southwest Colorado Top 5 Industry Sectors, 2018

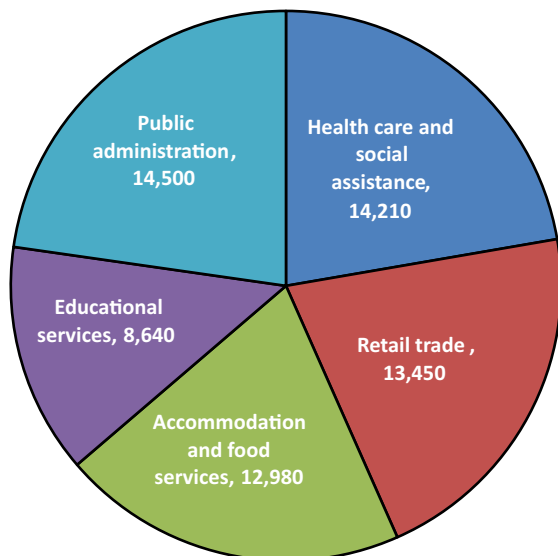
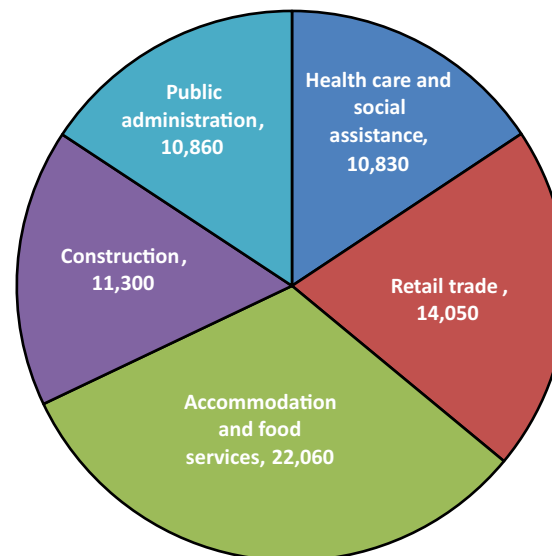


Figure 7 j. Northwest Colorado Top 5 Industry Sectors, 2018



State and Regional Location Quotients (LQs)

Location quotients in OES describe the concentration of an occupation in a specific area relative to the nation as a whole. Reflecting the importance of the extraction industry and the presence of national atmospheric and environmental laboratories, the State of Colorado has higher than expected concentrations of mining occupations (**mining and geological engineers, hydrologists, cartographers and photogrammetrists, geoscientists, rotary drill operators,**

wellhead pumpers, geological and petroleum technicians, service unit operators, roustabouts, and petroleum engineers) in addition to **atmospheric and space scientists, conservation scientists, physicists, environmental scientists and specialists, aerospace engineering and operations technicians, and aerospace engineers** (location quotients ranging from 1.63 to 6.85).

The ten occupations with the highest location quotients statewide and in each region are shown in tables 12a and 12b. Location quotients for detailed occupations are included in tables 23-33.

Table 12a: Statewide Location Quotients (Colorado, May 2018)

Area	SOC CODE	SOC TITLE	EMPLOYMENT	LQ
Colorado	19-2021	Atmospheric and space scientists	1,160	6.85
	19-2043	Hydrologists	500	4.41
	17-1021	Cartographers and photogrammetrists	880	4.38
	43-4199	Information and record clerks, all other	11,950	4.25
	17-2151	Mining and geological engineers, including mining safety engineers	440	4.16
	41-9021	Real estate brokers	2,900	3.97
	19-2042	Geoscientists, except hydrologists and geographers	2,010	3.80
	51-8099	Plant and system operators, all other	840	3.77
	43-3099	Financial clerks, all other	2,100	3.74
	53-7073	Wellhead pumpers	900	3.73

Table 12b: Regional Location Quotients (Colorado, May 2018)

Area	SOC CODE	SOC TITLE	EMPLOYMENT	LQ	Area	SOC CODE	SOC TITLE	EMPLOYMENT	LQ
Boulder, CO	19-2012	Physicists	790	35.47	Colorado Springs, CO	21-2099	Religious workers, all other	280	17.13
	17-2061	Computer hardware engineers	1,040	13.58		51-9141	Semiconductor processors	580	11.70
	19-2042	Geoscientists, except hydrologists and geographers	490	13.36		27-4099	Media and communication equipment workers, all other	250	6.73
	17-3021	Aerospace engineering and operations technicians	130	10.57		17-2061	Computer hardware engineers	710	6.03
	19-2041	Environmental scientists and specialists, including health	990	9.81		51-8099	Plant and system operators, all other	120	5.09
	19-1021	Biochemists and biophysicists	310	8.69		43-4199	Information and record clerks, all other	1,400	4.65
	17-2031	Biomedical engineers	200	8.34		41-9021	Real estate brokers	330	4.19
	17-2011	Aerospace engineers	660	8.14		11-9039	Education administrators, all other	330	4.15
	19-2043	Hydrologists	50	6.51		15-1122	Information security analysts	840	3.99
	25-1032	Engineering teachers, postsecondary	300	6.25		25-1111	Criminal justice and law enforcement teachers, postsecondary	100	3.49
Denver-Aurora-Lakewood, CO	17-1021	Cartographers and photogrammetrists	620	5.51	Fort Collins, CO	19-1031	Conservation scientists	700	28.53
	43-4199	Information and record clerks, all other	7,280	4.59		19-1013	Soil and plant scientists	160	9.65
	19-1041	Epidemiologists	320	4.43		19-1022	Microbiologists	200	8.86
	43-3099	Financial clerks, all other	1,360	4.29		19-1032	Foresters	80	8.81
	53-6099	Transportation workers, all other	1,610	4.19		47-5051	Rock splitters, quarry	40	7.04
	19-2043	Hydrologists	260	3.99		17-2061	Computer hardware engineers	430	6.32
	19-2042	Geoscientists, except hydrologists and geographers	1,180	3.96		17-3026	Industrial engineering technicians	400	5.42
	17-2151	Mining and geological engineers, including mining safety engineers	230	3.94		49-2097	Electronic home entertainment equipment installers and repairers	150	5.16
	19-3092	Geographers	50	3.74		43-4199	Information and record clerks, all other	860	4.97
	53-2011	Airline pilots, copilots, and flight engineers	3,060	3.61		25-2051	Special education teachers, preschool	130	4.95
Grand Junction, CO	53-7072	Pump operators, except wellhead pumps	190	40.37	Greeley, CO	47-5013	Service unit operators, oil, gas, and mining	1,480	41.73
	47-5071	Roustabouts, oil and gas	440	18.91		53-7073	Wellhead pumps	360	37.97
	47-5013	Service unit operators, oil, gas, and mining	190	8.91		47-5071	Roustabouts, oil and gas	1,420	36.35
	37-2019	Building cleaning workers, all other	40	6.24		47-5081	Helpers--extraction workers	340	30.05
	33-9091	Crossing guards	190	5.58		53-7072	Pump operators, except wellhead pumps	130	16.60
	51-9122	Painters, transportation equipment	130	5.30		37-2019	Building cleaning workers, all other	140	14.48
	39-5094	Skincare specialists	110	4.97		47-4071	Septic tank servicers and sewer pipe cleaners	210	10.78
	43-4199	Information and record clerks, all other	290	4.31		53-7121	Tank car, truck, and ship loaders	50	7.82
	43-4031	Court, municipal, and license clerks	240	4.00		47-2071	Paving, surfacing, and tamping equipment operators	260	7.66
	19-1031	Conservation scientists	40	3.92		51-9012	Separating, filtering, clarifying, precipitating, and still machine setters, operators, and tenders	270	7.47
Pueblo, CO	51-4051	Metal-refining furnace operators and tenders	90	12.66	Eastern & Southern CO BOS Area	45-2041	Graders and sorters, agricultural products	510	28.56
	43-3099	Financial clerks, all other	90	7.04		45-2011	Agricultural inspectors	90	14.83
	53-2012	Commercial pilots	100	6.63		45-2093	Farmworkers, farm, ranch, and aquacultural animals	250	14.41
	53-7199	Material moving workers, all other	60	5.22		49-3041	Farm equipment mechanics and service technicians	200	12.38
	47-4071	Septic tank servicers and sewer pipe cleaners	50	4.19		53-7011	Conveyor operators and tenders	110	10.24
	31-2011	Occupational therapy assistants	70	4.08		21-1099	Community and social service specialists, all other	380	8.32
	43-4199	Information and record clerks, all other	240	3.71		11-9131	Postmasters and mail superintendents	50	7.76
	17-3026	Industrial engineering technicians	100	3.60		51-8013	Power plant operators	120	7.71
	21-1023	Mental health and substance abuse social workers	170	3.58		47-4051	Highway maintenance workers	510	7.32
	43-4031	Court, municipal, and license clerks	210	3.51		43-4031	Court, municipal, and license clerks	440	6.55
Southwest CO BOS Area	47-5051	Rock splitters, quarry	60	17.74	Northwest CO BOS Area	47-2022	Stonemasons	240	23.10
	19-4093	Forest and conservation technicians	320	15.27		37-3019	Grounds maintenance workers, all other	170	14.31
	19-3091	Anthropologists and archeologists	60	14.30		19-4093	Forest and conservation technicians	290	11.52
	17-2151	Mining and geological engineers, including mining safety engineers	50	11.75		53-7072	Pump operators, except wellhead pumps	90	9.57
	37-3019	Grounds maintenance workers, all other	80	7.88		17-2151	Mining and geological engineers, including mining safety engineers	40	9.35
	51-8092	Gas plant operators	80	7.85		11-9081	Lodging managers	240	7.89
	33-1011	First-line supervisors of correctional officers	220	7.50		47-2044	Tile and marble setters	250	7.66
	33-3012	Correctional officers and jailers	2,050	7.21		39-6011	Baggage porters and bellhops	260	7.44
	51-8099	Plant and system operators, all other	60	6.66		51-8092	Gas plant operators	90	7.34
	19-1023	Zoologists and wildlife biologists	80	6.47		27-2023	Umpires, referees, and other sports officials	110	7.19

Boulder

Boulder MSA

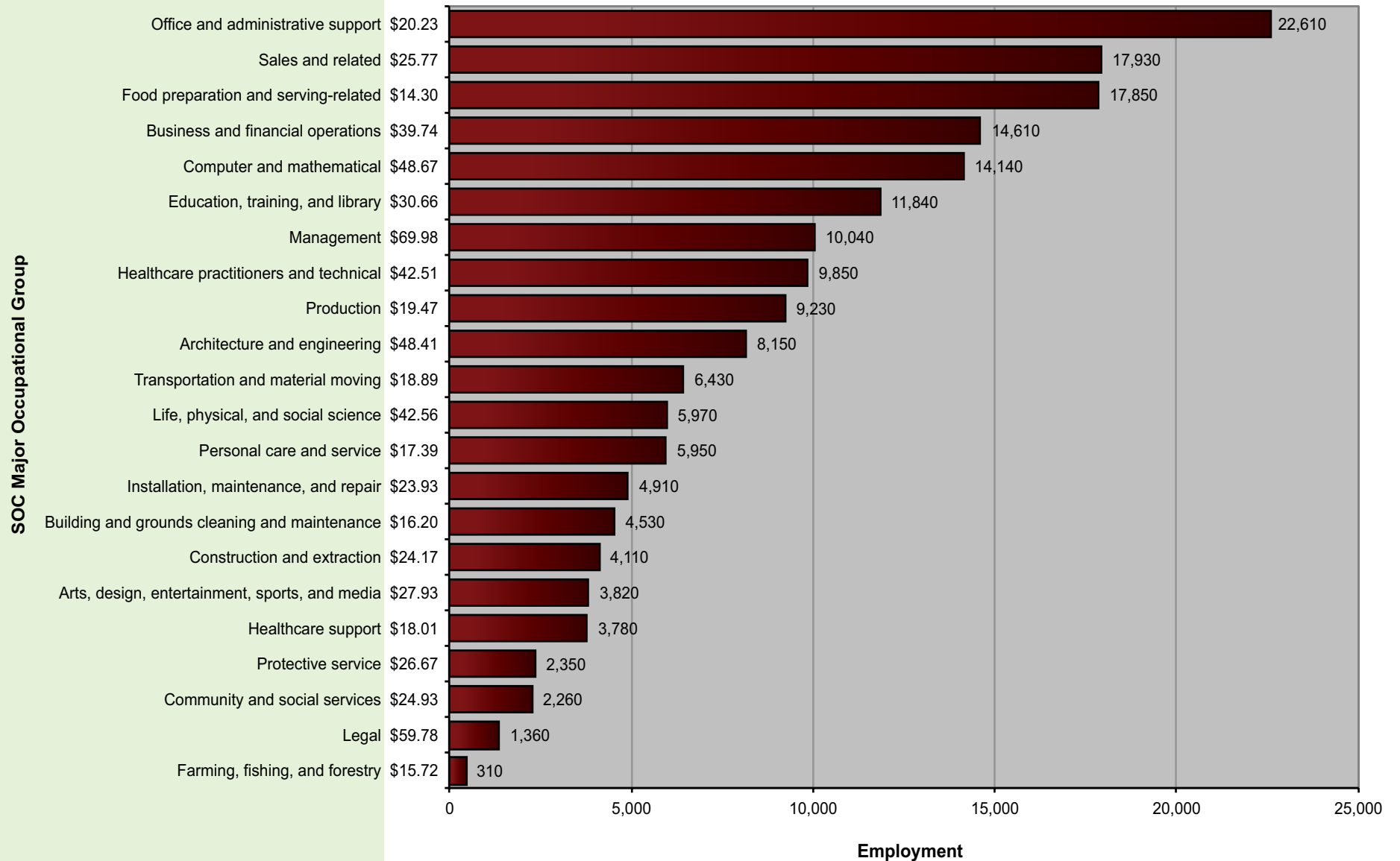
Figure 8a. Employment Distribution and Average Hourly Wage in Major Occupational Groups (Boulder Metropolitan Statistical Area, May 2018)

Figure 8b. Employment Distribution and Average Hourly Wage in Major Industry Groups (Boulder Metropolitan Statistical Area, May 2018)

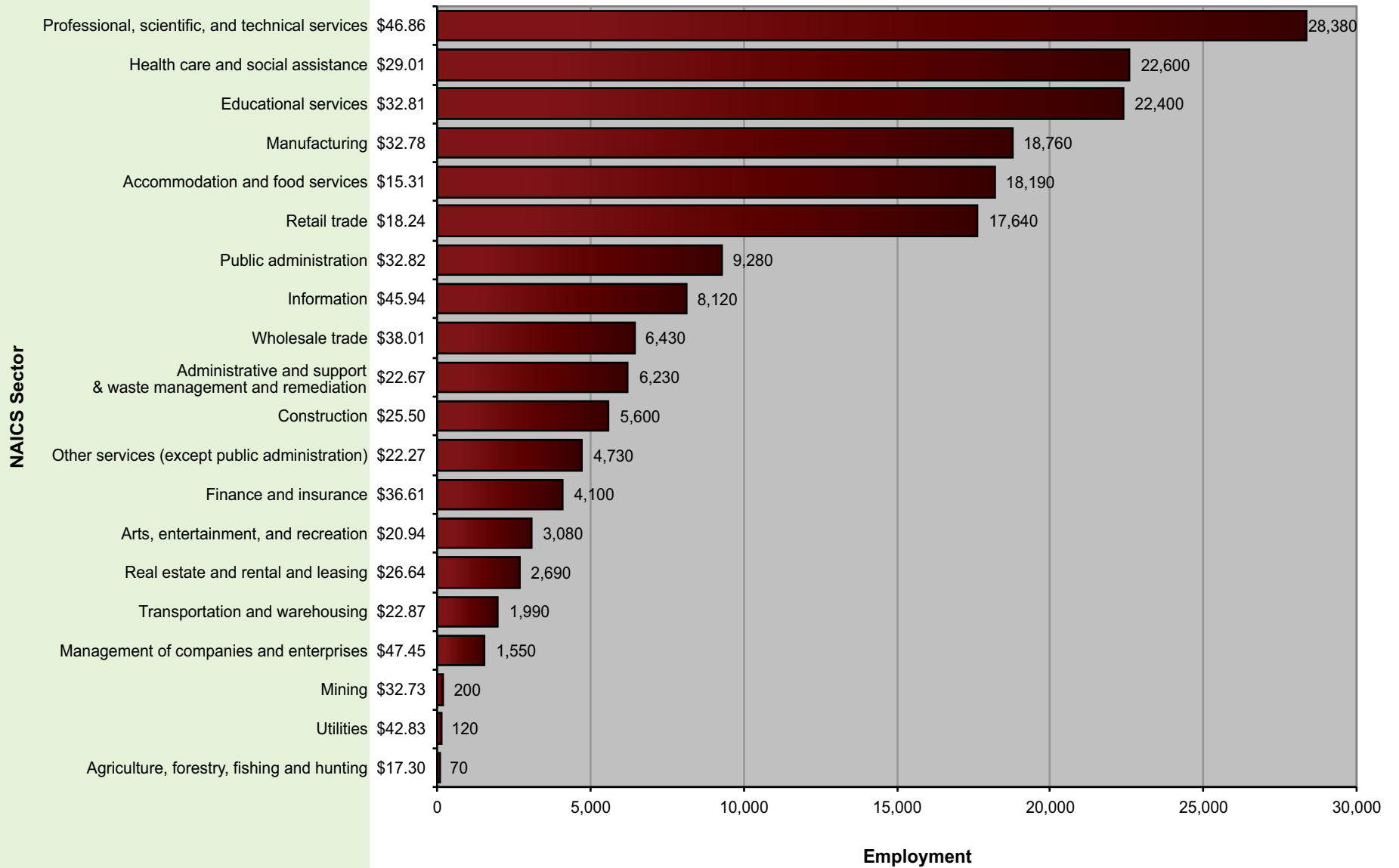


Table 13. Percentile Wages by Industry (Boulder MSA, May 2018)

NAICS Sector	Average Hourly	Average Annual	PRSE*	10 th Percentile Hourly	10 th Percentile Annual	25 th Percentile Hourly	25 th Percentile Annual	Median Hourly	Median Annual	75 th Percentile Hourly	75 th Percentile Annual	90 th Percentile Hourly	90 th Percentile Annual
Utilities	\$42.83	\$89,093	5.29	\$27.09	\$56,350	\$39.36	\$81,864	\$43.89	\$91,285	\$48.35	\$100,572	\$57.47	\$119,534
Information	\$45.94	\$95,555	3.46	\$20.43	\$42,500	\$28.22	\$58,692	\$41.60	\$86,525	\$60.23	\$125,273	\$77.63	\$161,477
Professional, scientific, and technical services	\$46.86	\$97,476	2.09	\$17.79	\$37,008	\$26.49	\$55,095	\$40.77	\$84,794	\$60.86	\$126,591	\$81.95	\$170,459
Management of companies and enterprises	\$47.45	\$98,700	10.86	\$15.95	\$33,179	\$20.93	\$43,524	\$36.08	\$75,038	\$61.05	\$126,978	\$96.23	\$200,157
Mining	\$32.73	\$68,085	14.19	\$18.03	\$37,500	\$25.98	\$54,042	\$28.68	\$59,658	\$31.38	\$65,269	\$43.47	\$90,416
Educational services	\$32.81	\$68,247	6.19	\$14.27	\$29,692	\$19.95	\$41,505	\$28.60	\$59,493	\$40.57	\$84,389	\$56.49	\$117,492
Public administration	\$32.82	\$68,260	4.07	\$12.17	\$25,317	\$19.62	\$40,804	\$28.48	\$59,245	\$42.52	\$88,451	\$61.63	\$128,193
Wholesale trade	\$38.01	\$79,059	6.89	\$12.49	\$25,984	\$17.30	\$35,977	\$27.05	\$56,265	\$48.37	\$100,605	\$76.54	\$159,202
Finance and insurance	\$36.61	\$76,144	6.07	\$13.16	\$27,374	\$18.23	\$37,923	\$27.03	\$56,218	\$43.24	\$89,934	\$70.97	\$147,625
Manufacturing	\$32.78	\$68,174	3.11	\$12.69	\$26,396	\$16.23	\$33,761	\$25.06	\$52,131	\$42.36	\$88,110	\$66.12	\$137,521
Construction	\$25.50	\$53,039	2.36	\$14.32	\$29,777	\$17.86	\$37,153	\$23.43	\$48,734	\$30.03	\$62,454	\$39.36	\$81,869
Health care and social assistance	\$29.01	\$60,343	2.91	\$12.48	\$25,965	\$15.33	\$31,897	\$21.59	\$44,905	\$35.13	\$73,079	\$48.96	\$101,837
Real estate and rental and leasing	\$26.64	\$55,413	6.03	\$11.78	\$24,499	\$14.28	\$29,701	\$20.42	\$42,473	\$30.66	\$63,780	\$50.23	\$104,471
Transportation and warehousing	\$22.87	\$47,567	3.19	\$12.82	\$26,670	\$16.59	\$34,508	\$19.69	\$40,956	\$29.21	\$60,762	\$33.43	\$69,532
Other services (except public administration)	\$22.27	\$46,322	2.99	\$10.44	\$21,712	\$12.67	\$26,352	\$18.12	\$37,684	\$28.08	\$58,408	\$37.65	\$78,302
Administrative and support & waste management and remediation services	\$22.67	\$47,145	4.51	\$11.23	\$23,359	\$13.25	\$27,565	\$17.24	\$35,865	\$24.97	\$51,944	\$38.75	\$80,599
Agriculture, forestry, fishing and hunting	\$17.30	\$35,987	5.71	\$12.44	\$25,877	\$13.54	\$28,173	\$15.42	\$32,070	\$18.82	\$39,143	\$24.66	\$51,286
Arts, entertainment, and recreation	\$20.94	\$43,560	5.93	\$10.21	\$21,235	\$11.34	\$23,597	\$15.36	\$31,942	\$25.39	\$52,803	\$35.89	\$74,652
Retail trade	\$18.24	\$37,948	2.76	\$10.42	\$21,664	\$11.37	\$23,648	\$13.98	\$29,072	\$19.34	\$40,222	\$29.62	\$61,619
Accommodation and food services	\$15.31	\$31,847	5.54	\$10.20	\$21,225	\$10.32	\$21,472	\$12.15	\$25,271	\$16.11	\$33,514	\$23.80	\$49,497



Colorado Springs MSA

Figure 9a. Employment Distribution and Average Hourly Wage in Major Occupational Groups (Colorado Springs Metropolitan Statistical Area, May 2018)

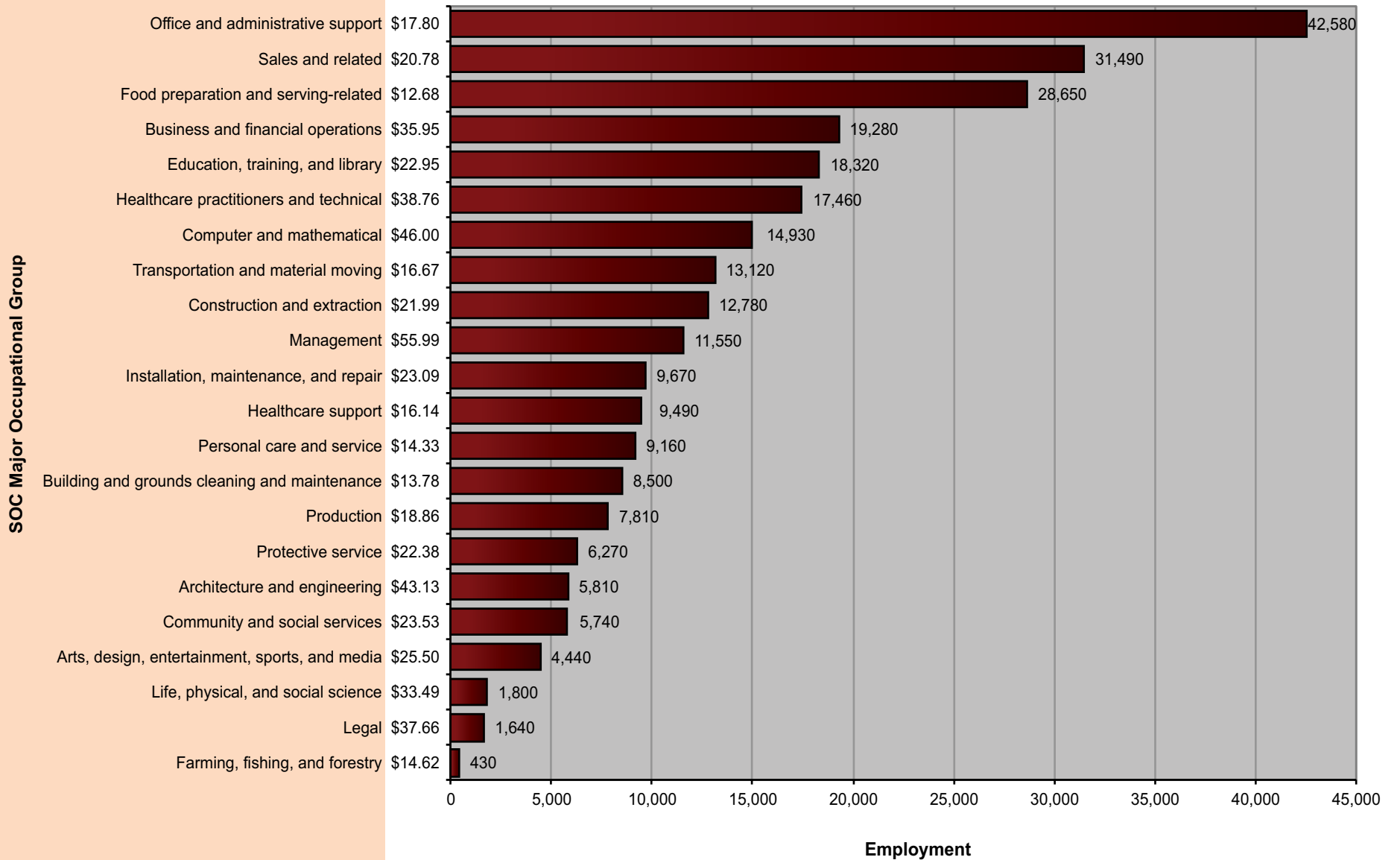
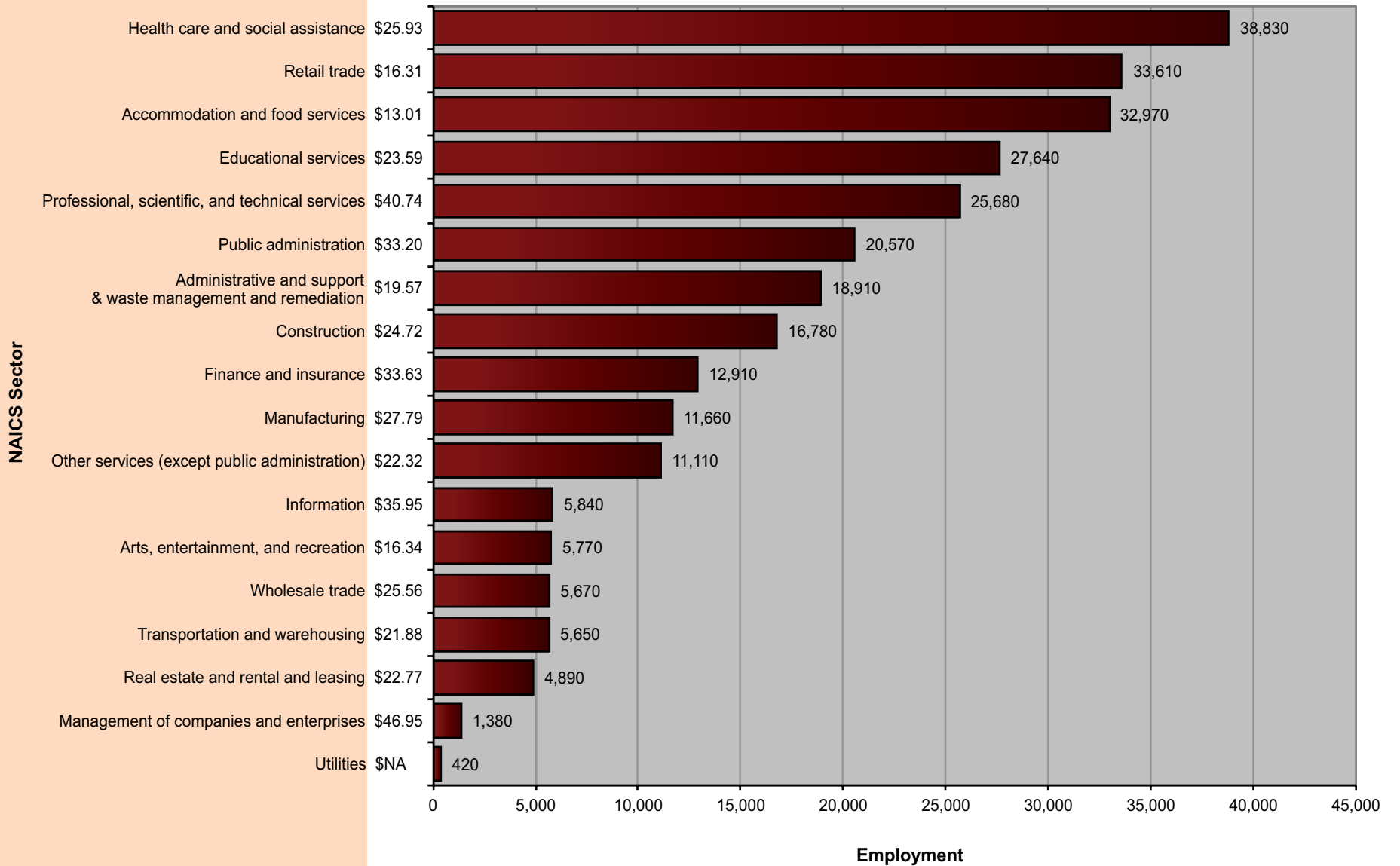
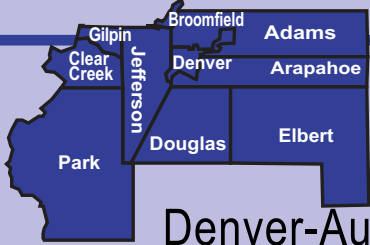


Figure 9b. Employment Distribution and Average Hourly Wage in Major Industry Groups (Colorado Springs Metropolitan Statistical Area, May 2018)





Denver-Aurora MSA

Figure 10a. Employment Distribution and Average Hourly Wage in Major Occupational Groups (Denver-Aurora-Broomfield Metropolitan Statistical Area, May 2018)

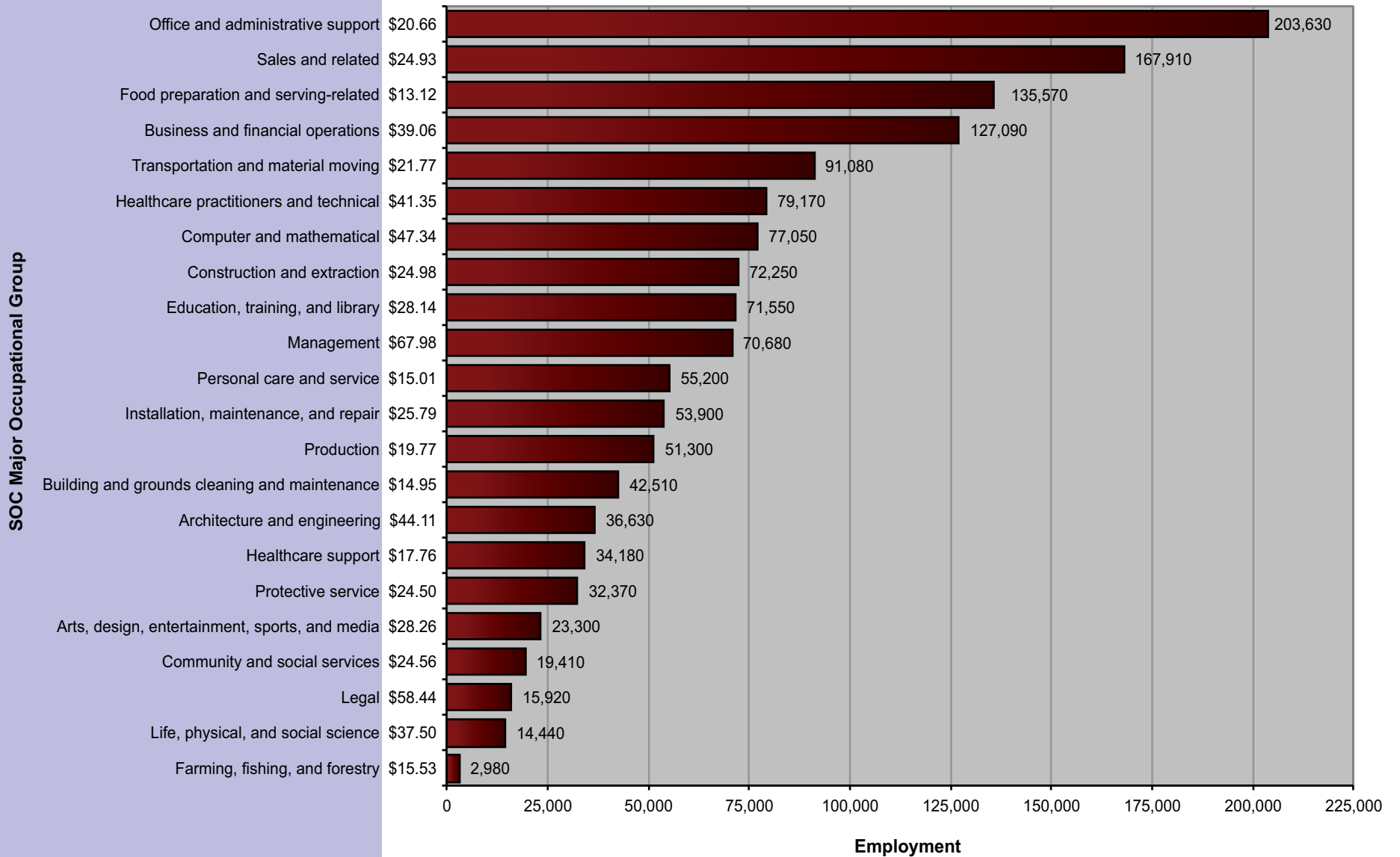


Figure 10b. Employment Distribution and Average Hourly Wage in Major Industry Groups (Denver-Aurora-Broomfield Metropolitan Statistical Area, May 2018)

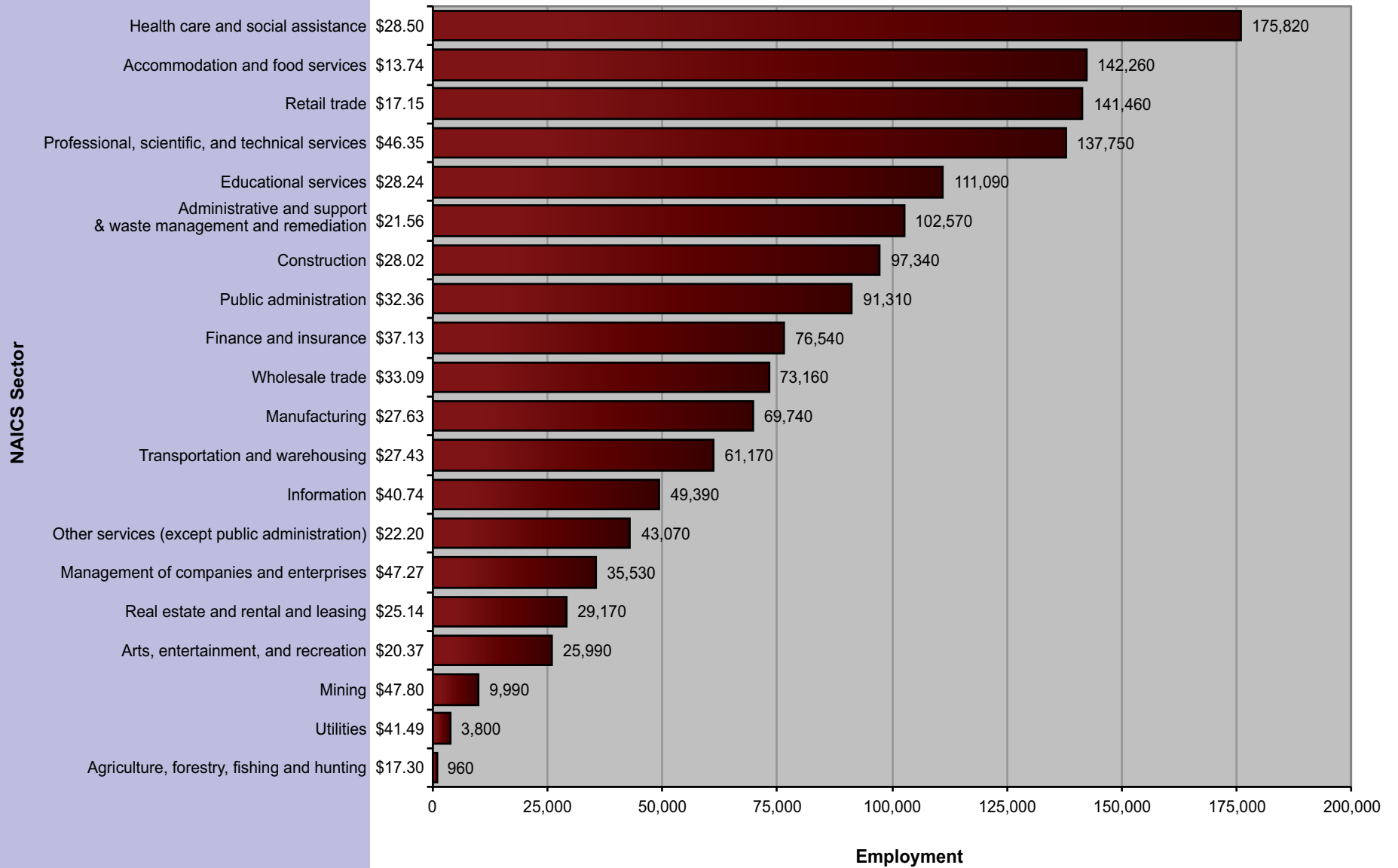
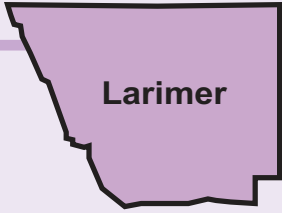


Table 15. Percentile Wages by Industry (Denver-Aurora MSA, May 2018)

NAICS Sector	Average Hourly	Average Annual	PRSE*	10 th Percentile Hourly	10 th Percentile Annual	25 th Percentile Hourly	25 th Percentile Annual	Median Hourly	Median Annual	75 th Percentile Hourly	75 th Percentile Annual	90 th Percentile Hourly	90 th Percentile Annual
Utilities	\$41.49	\$86,293	2	\$24.00	\$49,914	\$31.53	\$65,573	\$41.04	\$85,373	\$47.97	\$99,781	\$56.34	\$117,185
Management of companies and enterprises	\$47.27	\$98,326	2.31	\$18.97	\$39,460	\$26.10	\$54,297	\$39.20	\$81,545	\$59.39	\$123,538	\$84.36	\$175,475
Professional, scientific, and technical services	\$46.35	\$96,409	1.7	\$18.83	\$39,159	\$26.58	\$55,277	\$38.82	\$80,746	\$58.32	\$121,310	\$80.35	\$167,138
Mining	\$47.80	\$99,433	3.94	\$19.68	\$40,936	\$26.10	\$54,295	\$38.03	\$79,107	\$58.00	\$120,643	\$90.17	\$187,559
Information	\$40.74	\$84,734	1.6	\$15.88	\$33,024	\$24.37	\$50,681	\$36.42	\$75,750	\$52.29	\$108,766	\$70.94	\$147,554
Finance and insurance	\$37.13	\$77,228	1.93	\$15.41	\$32,049	\$20.50	\$42,643	\$29.57	\$61,509	\$45.18	\$93,968	\$66.53	\$138,373
Public administration	\$32.36	\$67,304	0.89	\$13.62	\$28,328	\$20.72	\$43,106	\$29.05	\$60,430	\$42.20	\$87,778	\$54.75	\$113,872
Wholesale trade	\$33.09	\$68,824	2.59	\$13.52	\$28,124	\$17.87	\$37,166	\$26.35	\$54,811	\$40.69	\$84,643	\$62.79	\$130,596
Construction	\$28.02	\$58,279	1.19	\$15.29	\$31,805	\$18.77	\$39,040	\$24.70	\$51,374	\$32.41	\$67,414	\$44.86	\$93,305
Educational services	\$28.24	\$58,740	5.58	\$12.99	\$27,016	\$17.14	\$35,641	\$23.71	\$49,313	\$34.22	\$71,169	\$46.72	\$97,177
Health care and social assistance	\$28.50	\$59,273	1.74	\$11.83	\$24,607	\$15.18	\$31,575	\$21.89	\$45,532	\$34.63	\$72,029	\$48.54	\$100,959
Manufacturing	\$27.63	\$57,464	3.58	\$11.84	\$24,621	\$15.27	\$31,757	\$21.32	\$44,340	\$32.59	\$67,786	\$52.63	\$109,476
Transportation and warehousing	\$27.43	\$57,062	5.58	\$12.70	\$26,413	\$15.67	\$32,585	\$20.84	\$43,358	\$30.27	\$62,959	\$43.41	\$90,299
Real estate and rental and leasing	\$25.14	\$52,288	3.16	\$11.28	\$23,458	\$15.04	\$31,291	\$20.14	\$41,885	\$29.20	\$60,742	\$42.62	\$88,654
Other services (except public administration)	\$22.20	\$46,168	2.54	\$10.56	\$21,971	\$12.17	\$25,311	\$17.78	\$36,989	\$26.71	\$55,558	\$38.99	\$81,096
Administrative and support & waste management and remediation services	\$21.56	\$44,842	2.41	\$10.69	\$22,240	\$12.45	\$25,896	\$16.11	\$33,511	\$23.96	\$49,841	\$38.40	\$79,880
Arts, entertainment, and recreation	\$20.37	\$42,372	2.81	\$10.21	\$21,233	\$11.32	\$23,539	\$14.61	\$30,382	\$22.80	\$47,423	\$34.05	\$70,828
Agriculture, forestry, fishing and hunting	\$17.30	\$35,985	10.4	\$10.20	\$21,225	\$10.41	\$21,653	\$14.15	\$29,433	\$21.04	\$43,769	\$27.75	\$57,717
Retail trade	\$17.15	\$35,678	1.58	\$10.38	\$21,598	\$11.28	\$23,456	\$13.54	\$28,160	\$18.27	\$38,010	\$27.29	\$56,771
Accommodation and food services	\$13.74	\$28,583	1.74	\$10.20	\$21,223	\$10.21	\$21,235	\$11.47	\$23,855	\$14.25	\$29,634	\$19.55	\$40,654



Larimer

Ft. Collins-Loveland MSA

Figure 11a. Employment Distribution and Average Hourly Wage in Major Occupational Groups (Fort Collins-Loveland Metropolitan Statistical Area, May 2018)

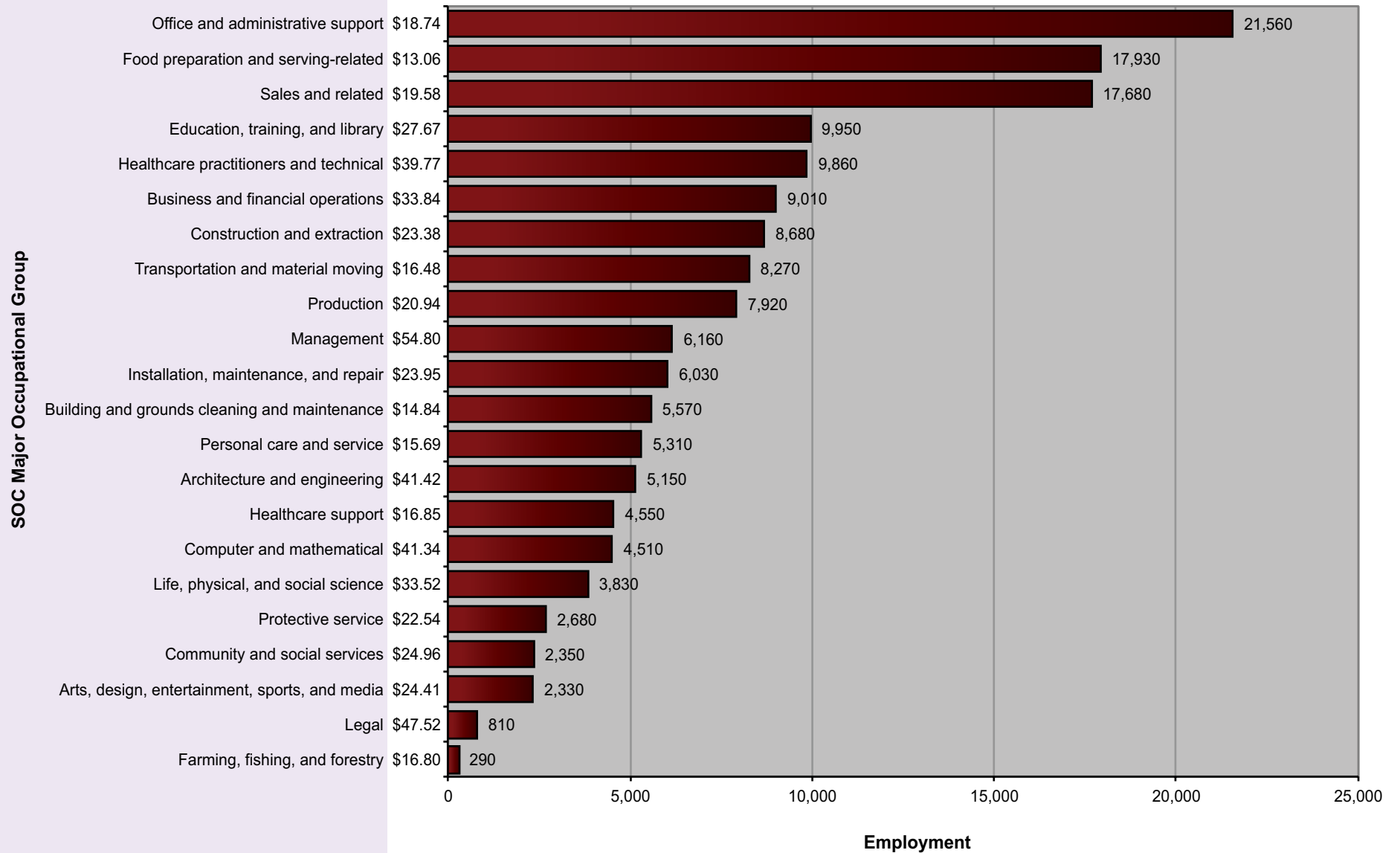


Figure 11b. Employment Distribution and Average Hourly Wage in Major Industry Groups (Fort Collins-Loveland Metropolitan Statistical Area, May 2018)

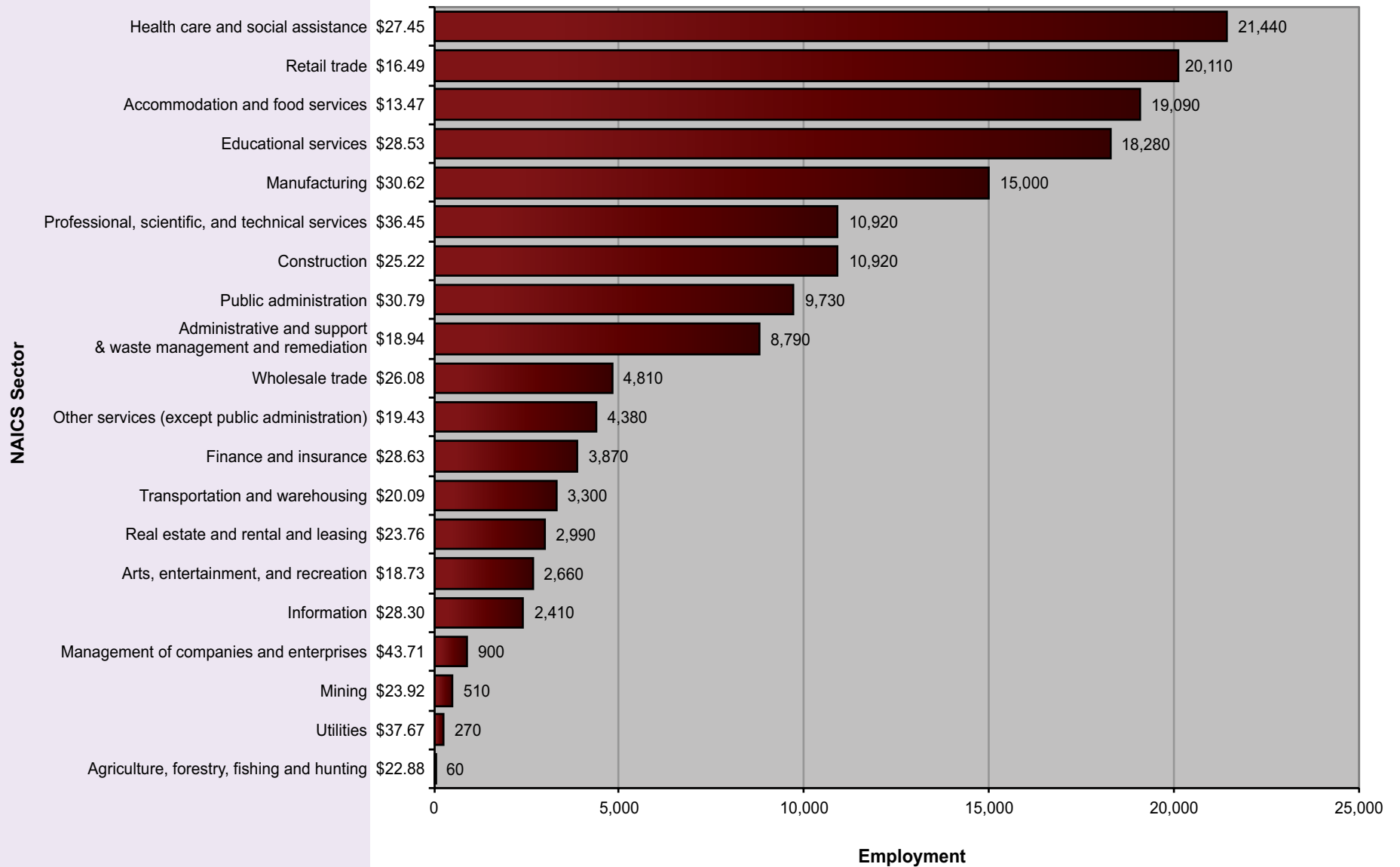
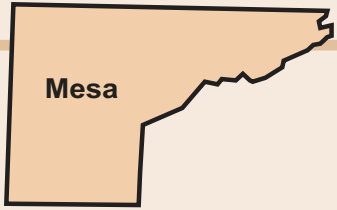


Table 16. Percentile Wages by Industry (Fort Collins-Loveland MSA, May 2018)

NAICS Sector	Average Hourly	Average Annual	PRSE*	10 th Percentile Hourly	10 th Percentile Annual	25 th Percentile Hourly	25 th Percentile Annual	Median Hourly	Median Annual	75 th Percentile Hourly	75 th Percentile Annual	90 th Percentile Hourly	90 th Percentile Annual
Utilities	\$37.67	\$78,354	6.14	\$17.82	\$37,070	\$28.75	\$59,805	\$41.19	\$85,676	\$47.78	\$99,385	\$51.64	\$107,412
Management of companies and enterprises	\$43.71	\$90,916	9.78	\$13.69	\$28,475	\$18.21	\$37,869	\$31.91	\$66,373	\$62.56	\$130,132	\$87.29	\$181,561
Professional, scientific, and technical services	\$36.45	\$75,815	3.19	\$14.13	\$29,382	\$19.64	\$40,844	\$30.40	\$63,237	\$45.66	\$94,968	\$64.33	\$133,814
Public administration	\$30.79	\$64,050	4.84	\$11.79	\$24,528	\$18.21	\$37,868	\$27.34	\$56,860	\$40.88	\$85,034	\$54.53	\$113,431
Educational services	\$28.53	\$59,344	4.63	\$14.00	\$29,121	\$18.53	\$38,551	\$24.58	\$51,133	\$33.91	\$70,538	\$48.08	\$100,010
Manufacturing	\$30.62	\$63,694	2.26	\$13.19	\$27,438	\$16.74	\$34,823	\$24.24	\$50,410	\$37.81	\$78,653	\$57.60	\$119,816
Construction	\$25.22	\$52,462	1.91	\$14.08	\$29,296	\$17.70	\$36,807	\$23.02	\$47,872	\$30.01	\$62,421	\$38.27	\$79,609
Finance and insurance	\$28.63	\$59,545	4.89	\$12.38	\$25,746	\$15.42	\$32,078	\$22.17	\$46,106	\$34.66	\$72,100	\$49.63	\$103,225
Information	\$28.30	\$58,869	6.48	\$11.02	\$22,930	\$14.41	\$29,963	\$21.93	\$45,604	\$37.00	\$76,960	\$51.87	\$107,889
Agriculture, forestry, fishing and hunting	\$22.88	\$47,600	3.34	\$12.94	\$26,905	\$14.39	\$29,940	\$21.42	\$44,558	\$32.74	\$68,090	\$37.25	\$77,477
Mining	\$23.92	\$49,744	6.68	\$14.72	\$30,619	\$17.10	\$35,562	\$20.81	\$43,291	\$26.30	\$54,705	\$35.08	\$72,963
Wholesale trade	\$26.08	\$54,256	3.69	\$12.26	\$25,497	\$15.30	\$31,825	\$20.66	\$42,977	\$30.00	\$62,403	\$46.73	\$97,189
Real estate and rental and leasing	\$23.76	\$49,420	4.49	\$11.23	\$23,350	\$14.45	\$30,052	\$19.85	\$41,290	\$30.02	\$62,433	\$39.28	\$81,698
Health care and social assistance	\$27.45	\$57,102	2.73	\$11.90	\$24,754	\$14.44	\$30,026	\$19.69	\$40,959	\$33.00	\$68,630	\$46.45	\$96,616
Transportation and warehousing	\$20.09	\$41,789	3.65	\$11.45	\$23,811	\$13.48	\$28,037	\$17.58	\$36,572	\$23.85	\$49,599	\$31.45	\$65,416
Other services (except public administration)	\$19.43	\$40,409	2.98	\$10.21	\$21,236	\$11.66	\$24,256	\$16.94	\$35,244	\$24.40	\$50,759	\$31.47	\$65,453
Administrative and support & waste management and remediation services	\$18.94	\$39,394	3.31	\$10.48	\$21,793	\$12.38	\$25,747	\$15.13	\$31,478	\$20.69	\$43,029	\$30.12	\$62,651
Arts, entertainment, and recreation	\$18.73	\$38,967	6.63	\$10.21	\$21,229	\$10.77	\$22,409	\$13.17	\$27,386	\$20.76	\$43,184	\$29.97	\$62,347
Retail trade	\$16.49	\$34,295	1.86	\$10.40	\$21,632	\$11.11	\$23,107	\$12.69	\$26,388	\$17.87	\$37,178	\$25.79	\$53,635
Accommodation and food services	\$13.47	\$28,017	2.31	\$10.20	\$21,223	\$10.21	\$21,234	\$11.34	\$23,590	\$14.28	\$29,707	\$19.48	\$40,515



Mesa

Grand Junction MSA

Figure 12a. Employment Distribution and Average Hourly Wage in Major Occupational Groups (Grand Junction Metropolitan Statistical Area, May 2018)

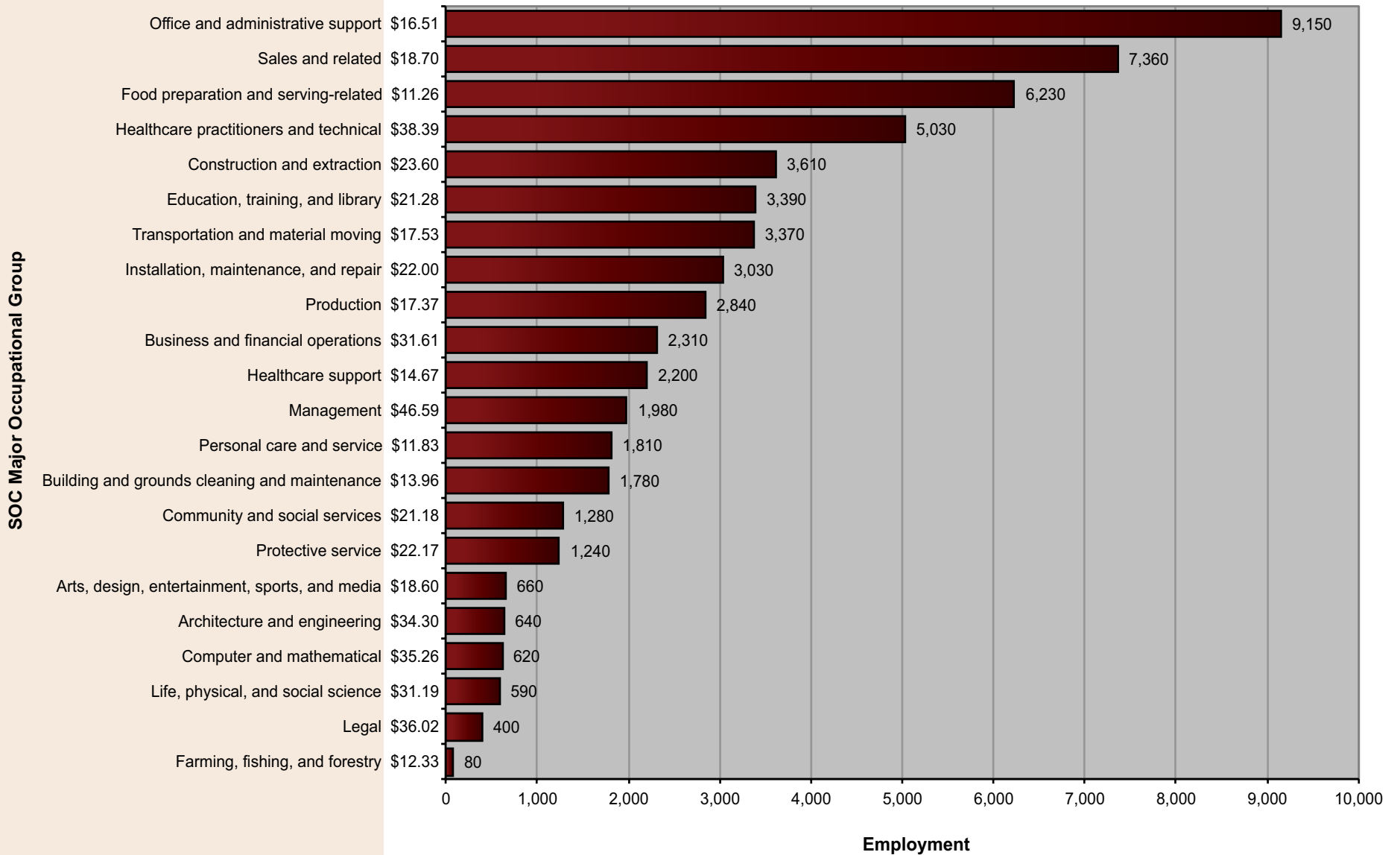


Figure 12b. Employment Distribution and Average Hourly Wage in Major Industry Groups (Grand Junction Metropolitan Statistical Area, May 2018)

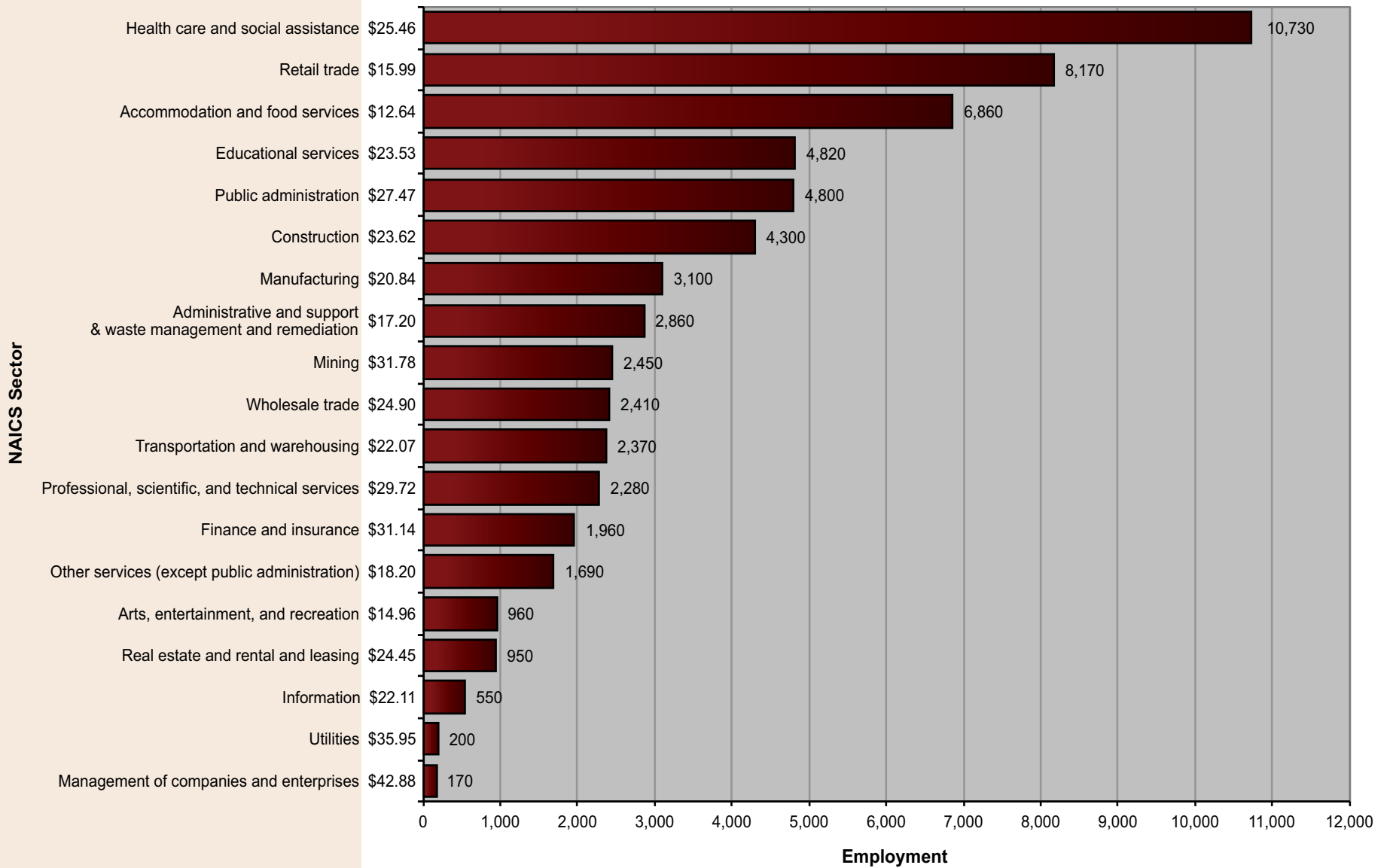


Table 17. Percentile Wages by Industry (Grand Junction MSA, May 2018)

NAICS Sector	Average Hourly	Average Annual	PRSE*	10 th Percentile Hourly	10 th Percentile Annual	25 th Percentile Hourly	25 th Percentile Annual	Median Hourly	Median Annual	75 th Percentile Hourly	75 th Percentile Annual	90 th Percentile Hourly	90 th Percentile Annual
Utilities	\$35.95	\$74,781	7.78	\$19.32	\$40,178	\$24.94	\$51,878	\$38.89	\$80,886	\$45.87	\$95,410	\$49.73	\$103,442
Mining	\$31.78	\$66,096	6.42	\$16.74	\$34,829	\$20.92	\$43,523	\$27.97	\$58,187	\$35.47	\$73,787	\$48.33	\$100,535
Public administration	\$27.47	\$57,141	2.68	\$13.60	\$28,288	\$19.08	\$39,694	\$24.63	\$51,227	\$33.75	\$70,203	\$44.73	\$93,030
Professional, scientific, and technical services	\$29.72	\$61,814	4.73	\$12.09	\$25,155	\$16.49	\$34,303	\$24.25	\$50,442	\$37.68	\$78,366	\$55.20	\$114,813
Management of companies and enterprises	\$42.88	\$89,181	25.22	\$11.45	\$23,826	\$16.59	\$34,514	\$23.55	\$48,991	\$55.64	\$115,733	NA	NA
Construction	\$23.62	\$49,124	2.43	\$12.42	\$25,841	\$16.12	\$33,536	\$21.12	\$43,931	\$28.14	\$58,522	\$37.33	\$77,652
Educational services	\$23.53	\$48,952	1.07	\$13.51	\$28,110	\$16.31	\$33,924	\$20.96	\$43,607	\$28.50	\$59,273	\$37.69	\$78,404
Finance and insurance	\$31.14	\$64,764	10.05	\$11.80	\$24,545	\$14.97	\$31,146	\$20.74	\$43,149	\$33.56	\$69,808	\$59.08	\$122,877
Wholesale trade	\$24.90	\$51,793	3.4	\$12.22	\$25,422	\$15.30	\$31,828	\$20.46	\$42,553	\$30.44	\$63,314	\$43.76	\$91,026
Transportation and warehousing	\$22.07	\$45,899	5.3	\$12.61	\$26,223	\$15.34	\$31,903	\$19.02	\$39,556	\$27.88	\$57,985	\$34.30	\$71,351
Real estate and rental and leasing	\$24.45	\$50,863	9.32	\$11.19	\$23,280	\$13.55	\$28,181	\$18.65	\$38,796	\$29.69	\$61,765	\$45.99	\$95,656
Information	\$22.11	\$45,980	9.12	\$10.61	\$22,071	\$12.41	\$25,822	\$18.31	\$38,082	\$28.31	\$58,879	\$39.43	\$82,023
Health care and social assistance	\$25.46	\$52,964	3.66	\$10.73	\$22,314	\$12.72	\$26,451	\$18.22	\$37,890	\$30.93	\$64,326	\$44.18	\$91,905
Manufacturing	\$20.84	\$43,346	2.91	\$11.25	\$23,401	\$13.20	\$27,452	\$17.10	\$35,578	\$23.93	\$49,782	\$35.08	\$72,963
Other services (except public administration)	\$18.20	\$37,864	3.17	\$10.45	\$21,731	\$11.40	\$23,719	\$15.01	\$31,214	\$21.96	\$45,668	\$30.05	\$62,498
Administrative and support & waste management and remediation services	\$17.20	\$35,777	4.43	\$10.64	\$22,125	\$11.56	\$24,041	\$13.92	\$28,961	\$18.26	\$37,971	\$25.62	\$53,299
Retail trade	\$15.99	\$33,251	1.52	\$10.24	\$21,294	\$11.02	\$22,925	\$12.83	\$26,696	\$17.38	\$36,148	\$24.70	\$51,377
Arts, entertainment, and recreation	\$14.96	\$31,112	3.29	\$10.21	\$21,230	\$10.87	\$22,614	\$12.82	\$26,661	\$15.93	\$33,134	\$22.00	\$45,759
Accommodation and food services	\$12.64	\$26,284	1.96	\$10.20	\$21,223	\$10.21	\$21,232	\$11.05	\$22,985	\$12.75	\$26,523	\$17.20	\$35,773

Weld

Greeley MSA

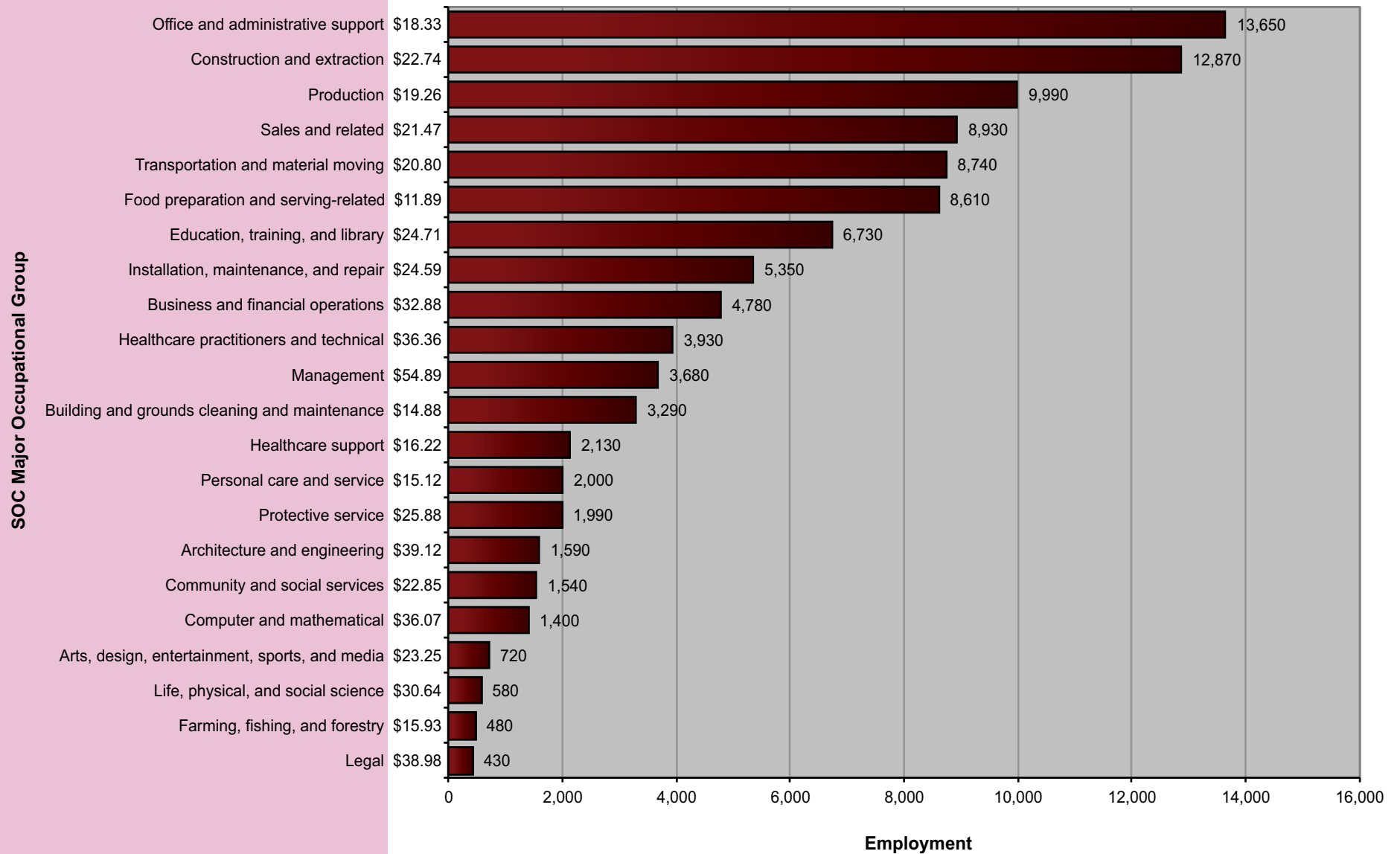
Figure 13a. Employment Distribution and Average Hourly Wage in Major Occupational Groups (Greeley Metropolitan Statistical Area, May 2018)

Figure 13b. Employment Distribution and Average Hourly Wage in Major Industry Groups (Greeley Metropolitan Statistical Area, May 2018)

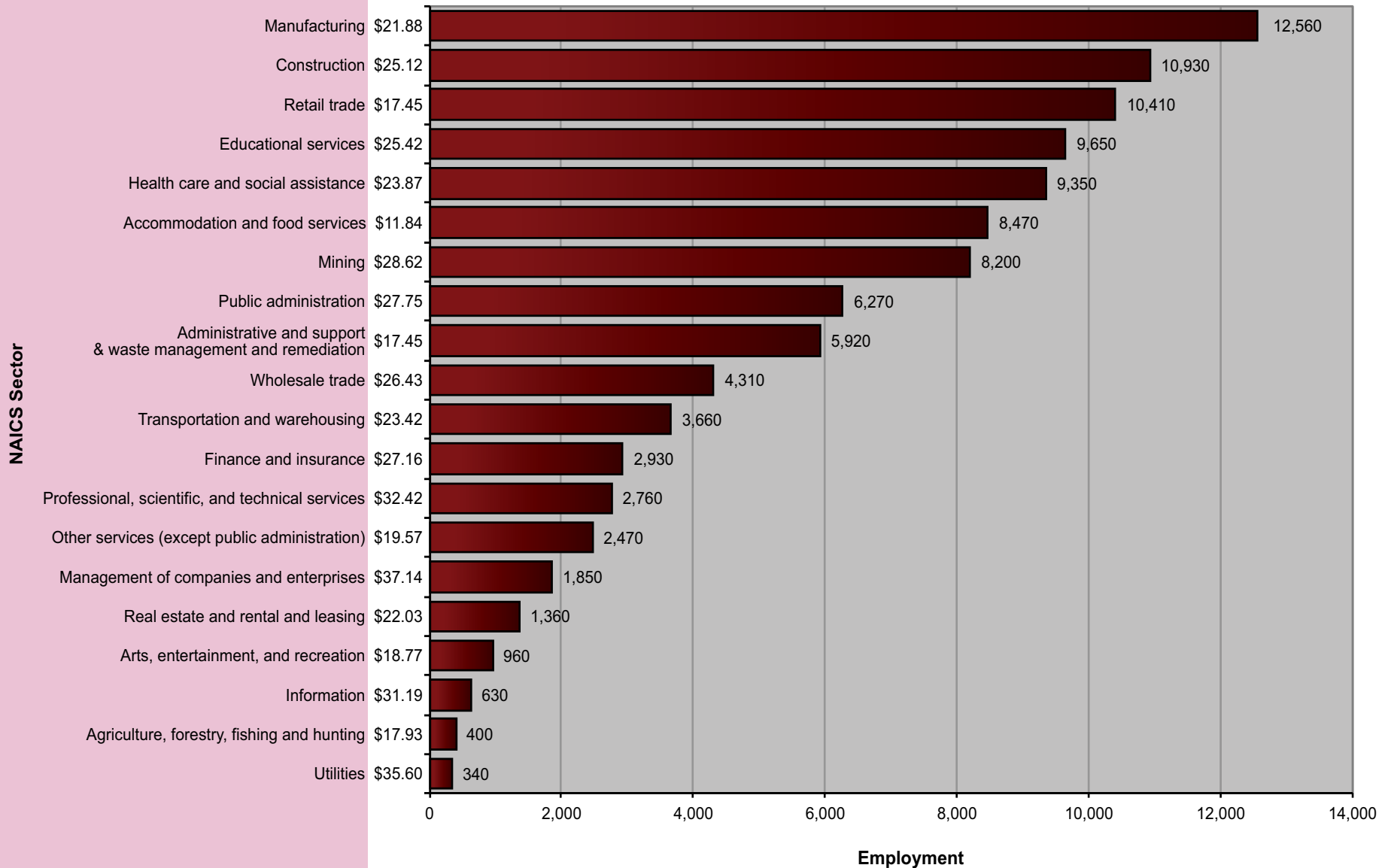
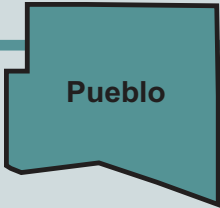


Table 18. Percentile Wages by Industry (Greeley MSA, May 2018)

NAICS Sector	Average Hourly	Average Annual	PRSE*	10 th Percentile Hourly	10 th Percentile Annual	25 th Percentile Hourly	25 th Percentile Annual	Median Hourly	Median Annual	75 th Percentile Hourly	75 th Percentile Annual	90 th Percentile Hourly	90 th Percentile Annual
Utilities	\$35.60	\$74,046	8.63	\$17.58	\$36,564	\$23.54	\$48,972	\$37.74	\$78,494	\$46.29	\$96,279	\$54.15	\$112,640
Management of companies and enterprises	\$37.14	\$77,248	6.42	\$16.38	\$34,072	\$21.79	\$45,330	\$32.85	\$68,320	\$47.37	\$98,522	\$61.87	\$128,699
Professional, scientific, and technical services	\$32.42	\$67,429	3.96	\$12.70	\$26,406	\$17.08	\$35,533	\$26.70	\$55,537	\$40.71	\$84,683	\$60.59	\$126,021
Public administration	\$27.75	\$57,729	1.56	\$15.36	\$31,943	\$20.02	\$41,635	\$25.68	\$53,406	\$33.01	\$68,670	\$42.57	\$88,549
Information	\$31.19	\$64,872	15.14	\$12.99	\$27,014	\$17.12	\$35,613	\$23.40	\$48,677	\$36.10	\$75,078	\$56.38	\$117,260
Finance and insurance	\$27.16	\$56,485	2.63	\$13.57	\$28,217	\$16.64	\$34,617	\$23.34	\$48,556	\$32.66	\$67,940	\$47.75	\$99,320
Mining	\$28.62	\$59,523	1.83	\$16.27	\$33,849	\$18.64	\$38,781	\$23.17	\$48,201	\$32.21	\$66,988	\$47.62	\$99,042
Wholesale trade	\$26.43	\$54,973	1.71	\$13.56	\$28,195	\$17.21	\$35,802	\$22.78	\$47,378	\$30.73	\$63,926	\$44.87	\$93,336
Educational services	\$25.42	\$52,865	4.05	\$12.71	\$26,447	\$16.77	\$34,889	\$22.50	\$46,797	\$30.42	\$63,272	\$41.27	\$85,838
Construction	\$25.12	\$52,242	1.84	\$14.56	\$30,278	\$17.31	\$36,000	\$22.26	\$46,303	\$29.63	\$61,634	\$39.70	\$82,573
Transportation and warehousing	\$23.42	\$48,719	5.4	\$13.54	\$28,158	\$16.96	\$35,286	\$20.37	\$42,374	\$27.76	\$57,744	\$38.33	\$79,728
Health care and social assistance	\$23.87	\$49,648	1.91	\$11.12	\$23,133	\$13.29	\$27,634	\$18.17	\$37,794	\$29.28	\$60,899	\$41.97	\$87,296
Manufacturing	\$21.88	\$45,509	4.31	\$12.12	\$25,213	\$14.37	\$29,890	\$18.15	\$37,750	\$24.19	\$50,309	\$36.27	\$75,434
Real estate and rental and leasing	\$22.03	\$45,829	7.06	\$11.23	\$23,361	\$13.98	\$29,072	\$17.89	\$37,217	\$24.93	\$51,844	\$35.93	\$74,745
Other services (except public administration)	\$19.57	\$40,696	4.51	\$10.38	\$21,595	\$11.80	\$24,539	\$15.47	\$32,185	\$22.07	\$45,903	\$33.38	\$69,434
Arts, entertainment, and recreation	\$18.77	\$39,032	7.06	\$10.21	\$21,231	\$10.94	\$22,745	\$14.50	\$30,161	\$23.27	\$48,399	\$33.42	\$69,519
Administrative and support & waste management and remediation services	\$17.45	\$36,301	4.01	\$10.48	\$21,795	\$11.35	\$23,600	\$14.27	\$29,673	\$19.71	\$40,999	\$28.31	\$58,875
Retail trade	\$17.45	\$36,294	3.02	\$10.42	\$21,664	\$11.13	\$23,153	\$12.96	\$26,957	\$18.70	\$38,898	\$28.62	\$59,535
Agriculture, forestry, fishing and hunting	\$17.93	\$37,303	11.88	\$10.20	\$21,224	\$10.23	\$21,276	\$12.25	\$25,490	\$22.88	\$47,593	\$30.71	\$63,887
Accommodation and food services	\$11.84	\$24,628	1.36	\$10.20	\$21,222	\$10.21	\$21,231	\$10.83	\$22,529	\$11.79	\$24,518	\$14.22	\$29,570



Pueblo

Pueblo MSA

Figure 14a. Employment Distribution and Average Hourly Wage in Major Occupational Groups (Pueblo Metropolitan Statistical Area, May 2018)

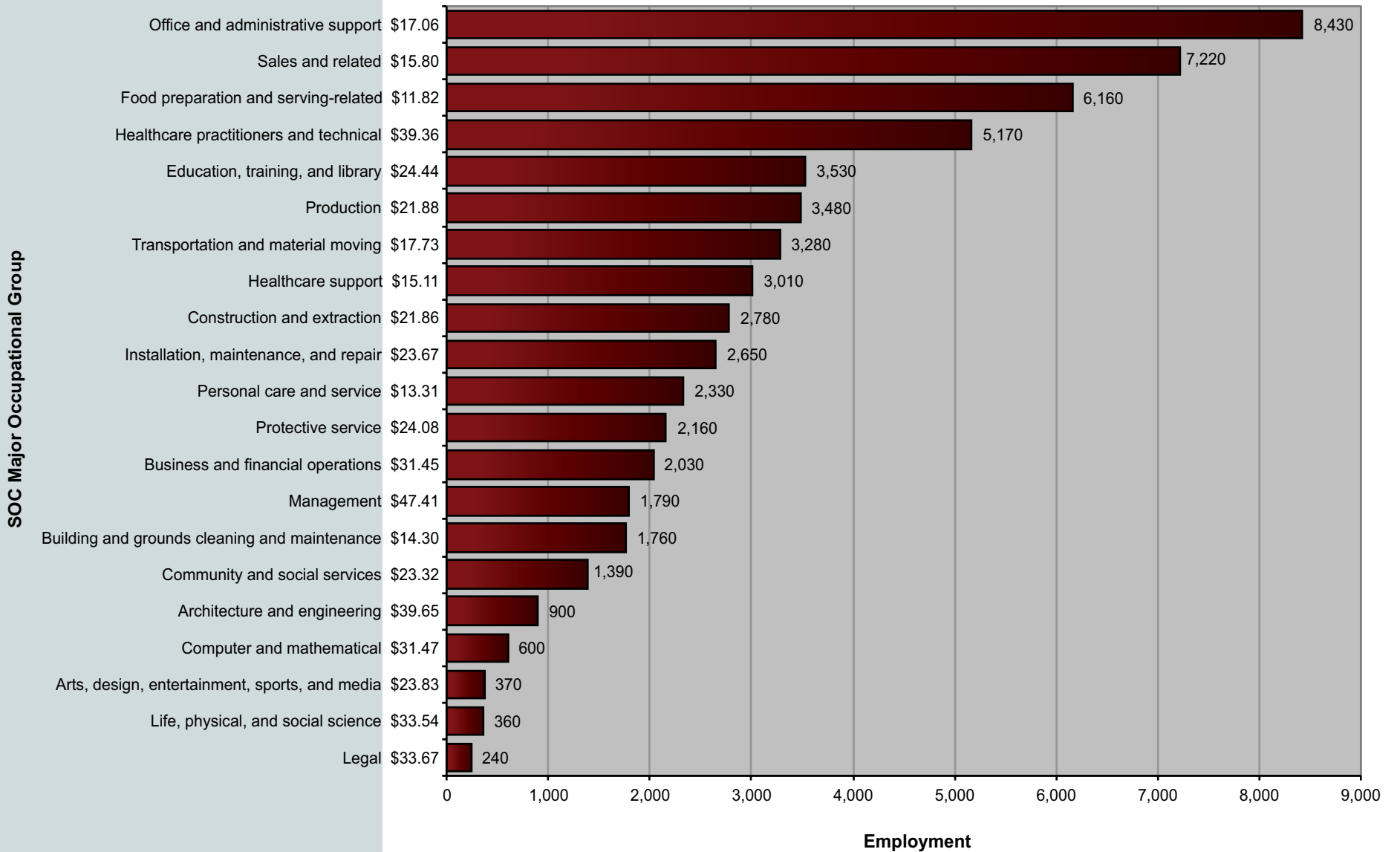


Figure 14b. Employment Distribution and Average Hourly Wage in Major Industry Groups (Pueblo Metropolitan Statistical Area, May 2018)

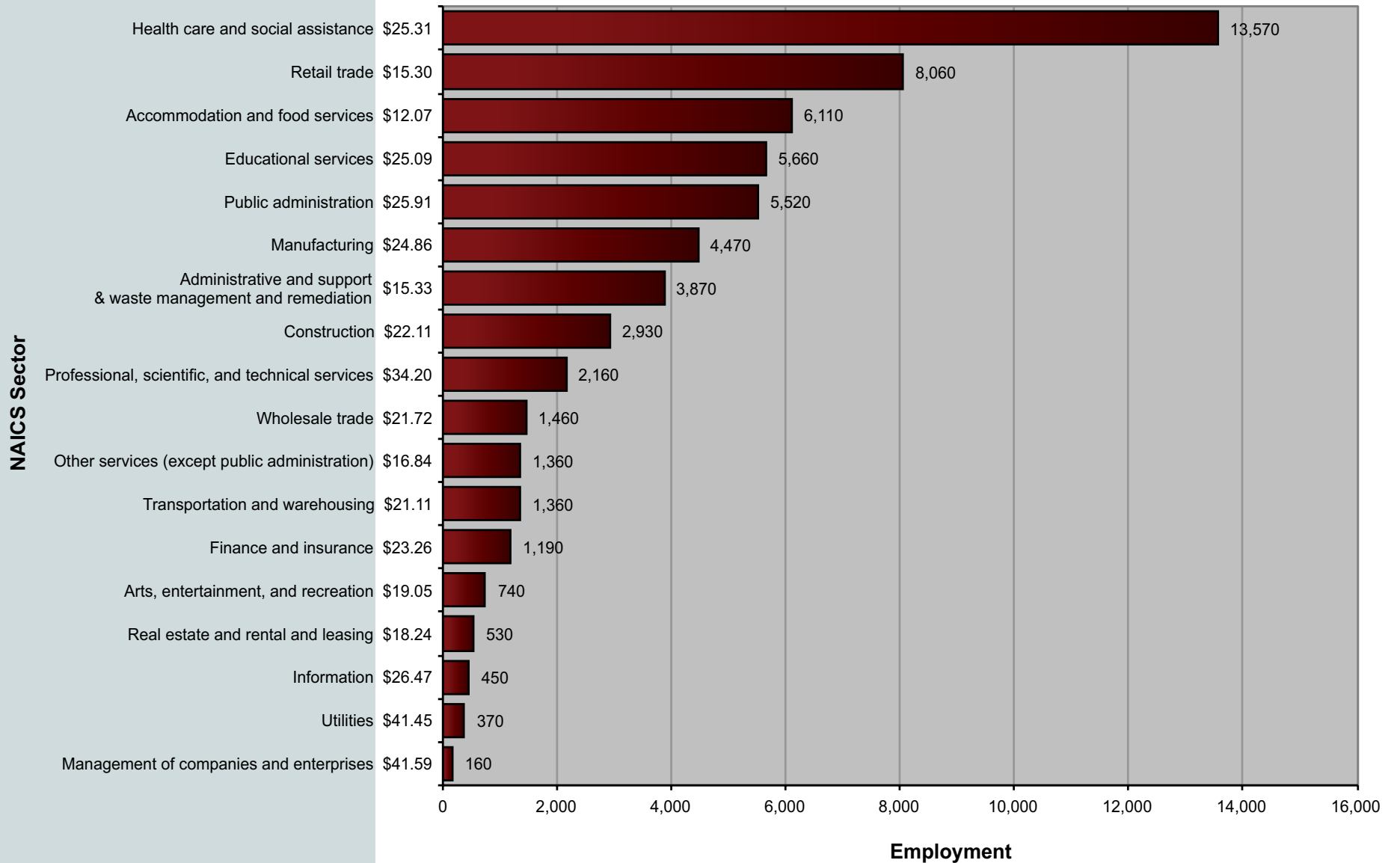
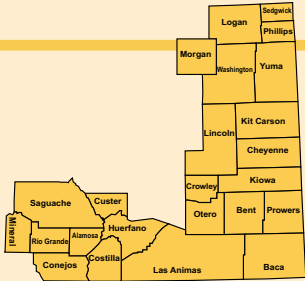


Table 19. Percentile Wages by Industry (Pueblo MSA, May 2018)

NAICS Sector	Average Hourly	Average Annual	PRSE*	10 th Percentile Hourly	10 th Percentile Annual	25 th Percentile Hourly	25 th Percentile Annual	Median Hourly	Median Annual	75 th Percentile Hourly	75 th Percentile Annual	90 th Percentile Hourly	90 th Percentile Annual
Utilities	\$41.45	\$86,217	1.17	\$28.95	\$60,209	\$34.51	\$71,776	\$41.29	\$85,876	\$47.20	\$98,175	\$51.02	\$106,132
Professional, scientific, and technical services	\$34.20	\$71,132	2.66	\$14.50	\$30,158	\$22.20	\$46,175	\$31.85	\$66,243	\$40.95	\$85,185	\$56.76	\$118,053
Management of companies and enterprises	\$41.59	\$86,505	5.89	\$16.74	\$34,827	\$21.39	\$44,496	\$31.21	\$64,923	\$58.48	\$121,646	\$75.70	\$157,448
Information	\$26.47	\$55,062	9.65	\$11.38	\$23,670	\$15.52	\$32,290	\$24.41	\$50,763	\$34.07	\$70,870	\$43.73	\$90,955
Public administration	\$25.91	\$53,895	2.17	\$14.68	\$30,530	\$19.16	\$39,849	\$23.55	\$48,989	\$31.41	\$65,331	\$40.01	\$83,228
Educational services	\$25.09	\$52,185	6.68	\$12.45	\$25,904	\$16.31	\$33,934	\$21.96	\$45,669	\$30.22	\$62,863	\$41.77	\$86,888
Manufacturing	\$24.86	\$51,700	2.1	\$13.32	\$27,699	\$17.21	\$35,794	\$21.71	\$45,161	\$28.75	\$59,809	\$39.27	\$81,683
Transportation and warehousing	\$21.11	\$43,910	1.93	\$13.33	\$27,721	\$16.67	\$34,672	\$19.92	\$41,437	\$23.36	\$48,591	\$30.05	\$62,496
Construction	\$22.11	\$45,981	3.23	\$11.69	\$24,320	\$14.13	\$29,392	\$19.23	\$39,988	\$27.75	\$57,722	\$36.86	\$76,662
Wholesale trade	\$21.72	\$45,176	3.53	\$11.52	\$23,951	\$14.14	\$29,421	\$19.14	\$39,804	\$25.19	\$52,385	\$33.40	\$69,476
Health care and social assistance	\$25.31	\$52,634	4.06	\$10.85	\$22,558	\$12.63	\$26,261	\$18.39	\$38,246	\$30.38	\$63,199	\$43.77	\$91,043
Finance and insurance	\$23.26	\$48,385	6.95	\$11.30	\$23,513	\$13.56	\$28,198	\$18.31	\$38,082	\$27.47	\$57,147	\$41.04	\$85,353
Real estate and rental and leasing	\$18.24	\$37,935	5.16	\$10.77	\$22,405	\$12.29	\$25,565	\$15.36	\$31,952	\$21.21	\$44,124	\$30.04	\$62,490
Arts, entertainment, and recreation	\$19.05	\$39,633	12.13	\$10.30	\$21,426	\$11.11	\$23,109	\$14.60	\$30,373	\$21.63	\$44,990	\$30.97	\$64,413
Other services (except public administration)	\$16.84	\$35,036	2.91	\$10.21	\$21,234	\$11.01	\$22,898	\$13.71	\$28,512	\$20.22	\$42,060	\$27.92	\$58,084
Administrative and support & waste management and remediation services	\$15.33	\$31,878	3.09	\$10.40	\$21,634	\$11.16	\$23,215	\$12.63	\$26,276	\$16.58	\$34,482	\$23.24	\$48,349
Retail trade	\$15.30	\$31,830	1.55	\$10.21	\$21,232	\$10.73	\$22,326	\$11.81	\$24,568	\$16.33	\$33,956	\$23.01	\$47,860
Accommodation and food services	\$12.07	\$25,111	2.3	\$10.20	\$21,221	\$10.21	\$21,228	\$10.53	\$21,901	\$11.67	\$24,271	\$15.16	\$31,534



Eastern & Southern

Figure 15a. Employment Distribution and Average Hourly Wage in Major Occupational Groups (Eastern and Southern Colorado Balance of State Area, May 2018)

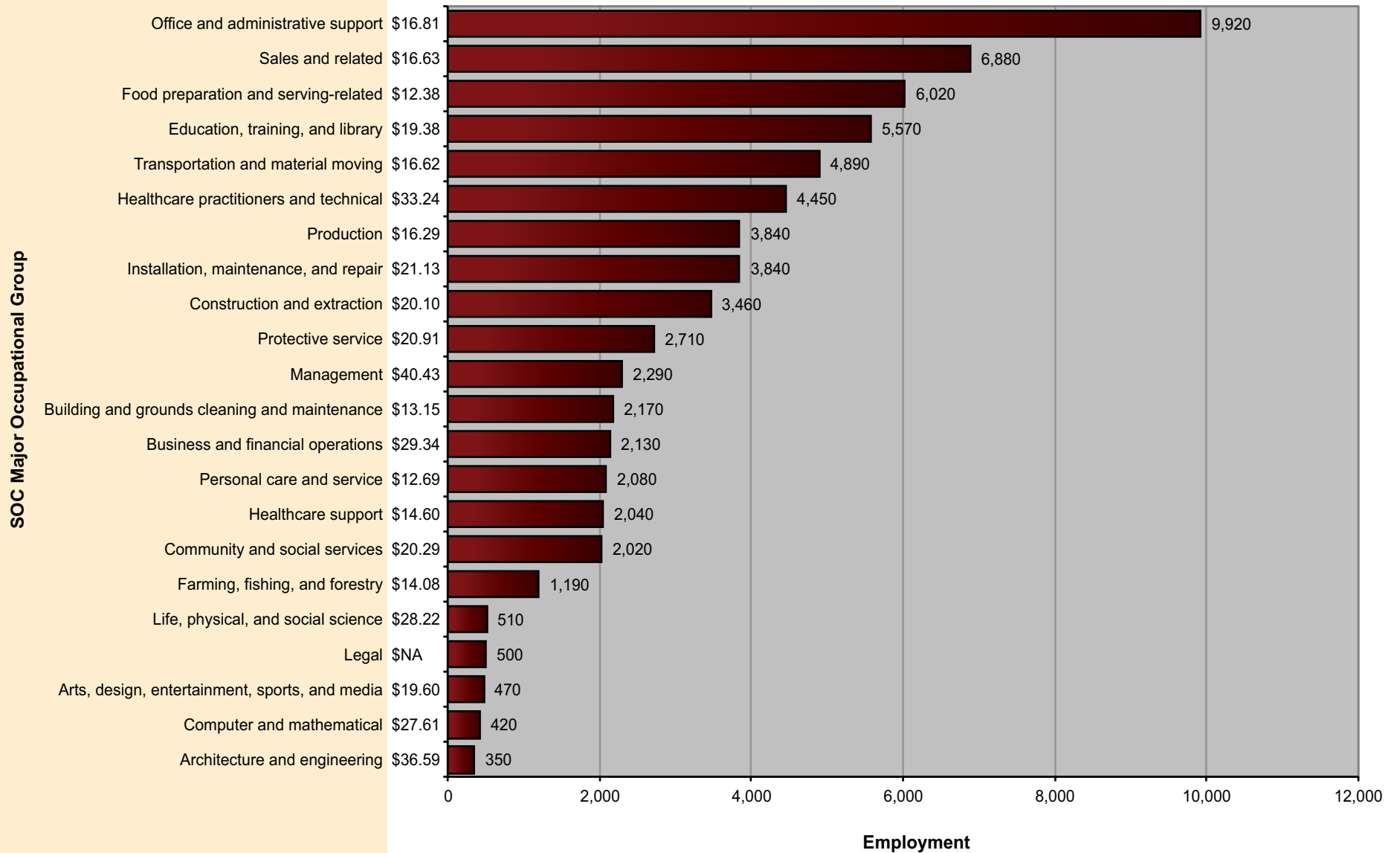


Figure 15b. Employment Distribution and Average Hourly Wage in Major Industry Groups (Eastern and Southern Colorado Balance of State Area, May 2018)

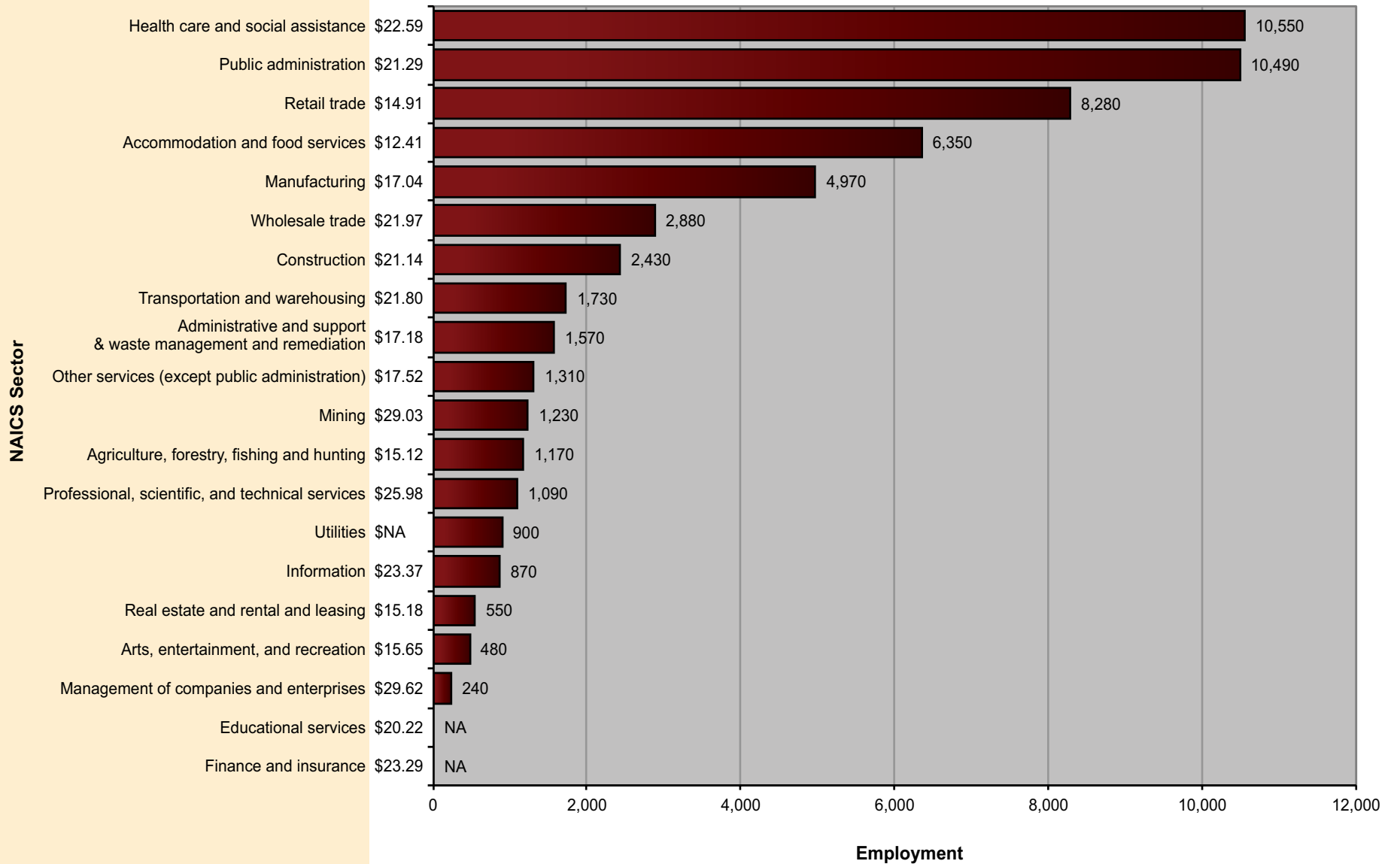
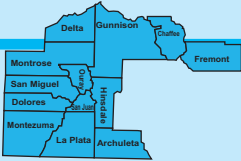


Table 20. Percentile Wages by Industry (Eastern and Southern Colorado BOS Area, May 2018)

NAICS Sector	Average Hourly	Average Annual	PRSE*	10 th Percentile Hourly	10 th Percentile Annual	25 th Percentile Hourly	25 th Percentile Annual	Median Hourly	Median Annual	75 th Percentile Hourly	75 th Percentile Annual	90 th Percentile Hourly	90 th Percentile Annual
Agriculture, forestry, fishing and hunting	\$15.12	\$31,441	5.04	\$10.20	\$21,224	\$10.21	\$21,239	\$11.23	\$23,351	\$14.20	\$29,546	\$30.98	\$64,432
Mining	\$29.03	\$60,391	5.21	\$14.71	\$30,607	\$17.52	\$36,448	\$22.94	\$47,716	\$35.58	\$74,010	\$49.42	\$102,801
Utilities	NA	NA	NA	NA	NA	NA	NA	NA	NA	NA	NA	NA	NA
Construction	\$21.14	\$43,965	3.42	\$10.97	\$22,821	\$13.90	\$28,911	\$18.00	\$37,436	\$25.08	\$52,172	\$32.38	\$67,360
Manufacturing	\$17.04	\$35,449	8.05	\$10.47	\$21,779	\$11.69	\$24,312	\$14.15	\$29,439	\$18.19	\$37,840	\$25.86	\$53,794
Wholesale trade	\$21.97	\$45,703	5.35	\$10.47	\$21,770	\$11.86	\$24,675	\$16.23	\$33,764	\$24.48	\$50,920	\$40.16	\$83,542
Retail trade	\$14.91	\$31,012	1.59	\$10.33	\$21,484	\$10.91	\$22,703	\$11.92	\$24,784	\$15.54	\$32,322	\$22.12	\$46,015
Transportation and warehousing	\$21.80	\$45,348	3.07	\$11.43	\$23,781	\$16.10	\$33,483	\$20.69	\$43,031	\$27.12	\$56,410	\$31.69	\$65,918
Information	\$23.37	\$48,604	5.79	\$10.33	\$21,487	\$12.51	\$26,023	\$18.07	\$37,588	\$29.66	\$61,683	\$39.05	\$81,222
Finance and insurance	\$23.29	\$48,445	4.39	\$11.34	\$23,581	\$13.75	\$28,597	\$18.31	\$38,090	\$24.89	\$51,781	\$43.08	\$89,600
Real estate and rental and leasing	\$15.18	\$31,574	7.66	\$10.21	\$21,228	\$10.85	\$22,576	\$13.13	\$27,314	\$17.12	\$35,611	\$22.62	\$47,058
Professional, scientific, and technical services	\$25.98	\$54,030	6.85	\$10.94	\$22,754	\$13.93	\$28,984	\$20.35	\$42,328	\$29.12	\$60,572	\$46.72	\$97,172
Management of companies and enterprises	\$29.62	\$61,618	7.66	\$13.56	\$28,199	\$17.30	\$35,982	\$23.66	\$49,206	\$36.55	\$76,032	\$55.50	\$115,438
Administrative and support & waste management and remediation services	\$17.18	\$35,725	3.43	\$10.41	\$21,655	\$11.72	\$24,368	\$15.02	\$31,252	\$19.34	\$40,234	\$26.51	\$55,143
Educational services	\$20.22	\$42,057	2.73	\$11.51	\$23,948	\$14.58	\$30,335	\$18.29	\$38,043	\$23.56	\$49,007	\$30.71	\$63,884
Health care and social assistance	\$22.59	\$46,986	2.61	\$10.66	\$22,172	\$11.88	\$24,704	\$16.05	\$33,392	\$27.14	\$56,442	\$38.81	\$80,724
Arts, entertainment, and recreation	\$15.65	\$32,546	8.95	\$10.21	\$21,232	\$10.89	\$22,646	\$12.38	\$25,748	\$17.52	\$36,448	\$23.82	\$49,540
Accommodation and food services	\$12.41	\$25,809	2.21	\$10.20	\$21,223	\$10.21	\$21,233	\$11.02	\$22,920	\$12.20	\$25,380	\$16.11	\$33,513
Other services (except public administration)	\$17.52	\$36,445	4.91	\$10.21	\$21,236	\$11.33	\$23,558	\$14.79	\$30,756	\$19.97	\$41,548	\$26.15	\$54,396
Public administration	\$21.29	\$44,284	2.91	\$10.90	\$22,677	\$13.81	\$28,735	\$19.40	\$40,357	\$24.82	\$51,624	\$33.49	\$69,653



Southwest

Figure 16a. Employment Distribution and Average Hourly Wage in Major Occupational Groups (Southwest Colorado Balance of State Area, May 2018)

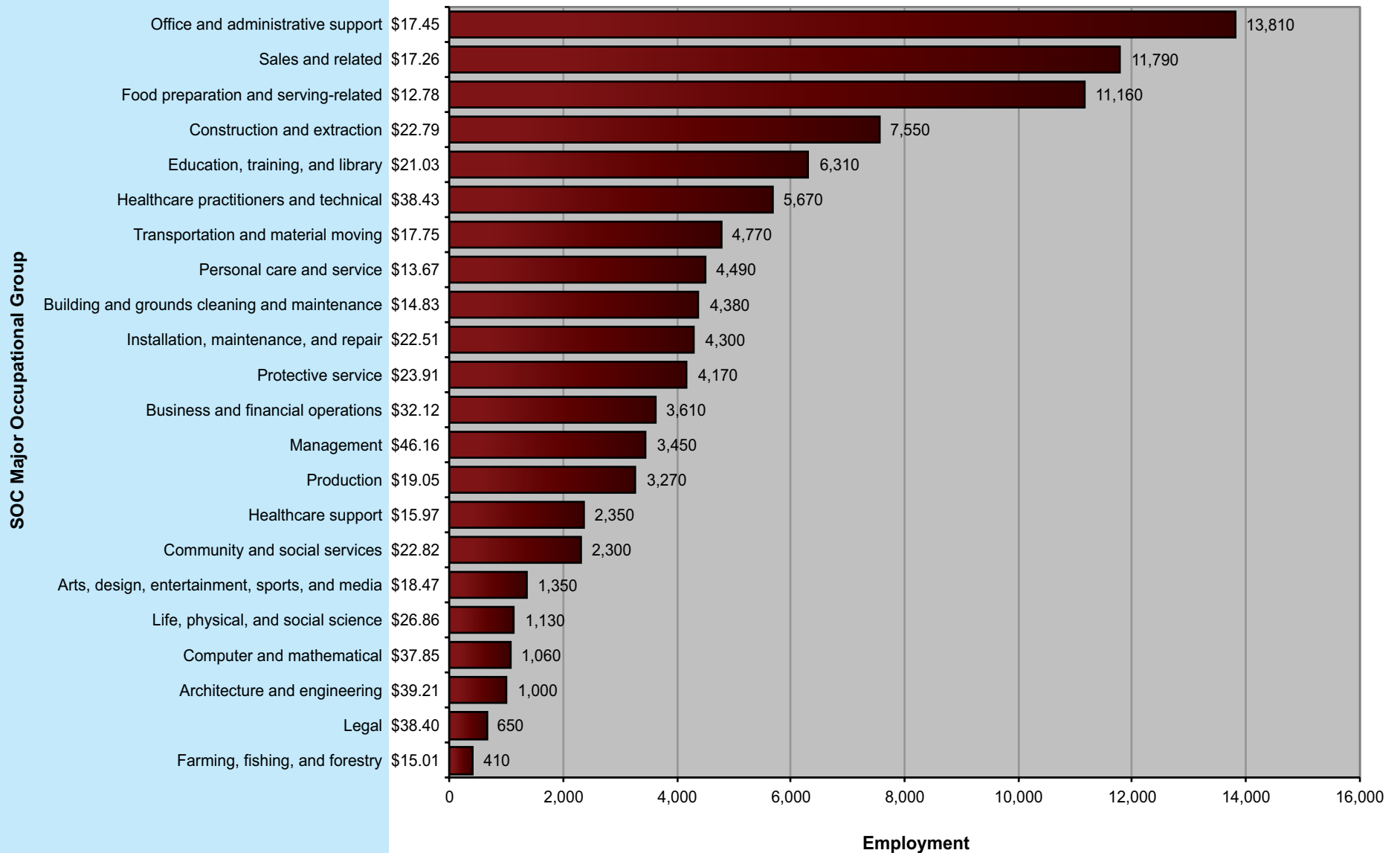


Figure 16b. Employment Distribution and Average Hourly Wage in Major Industry Groups (Southwest Colorado Balance of State Area, May 2018)

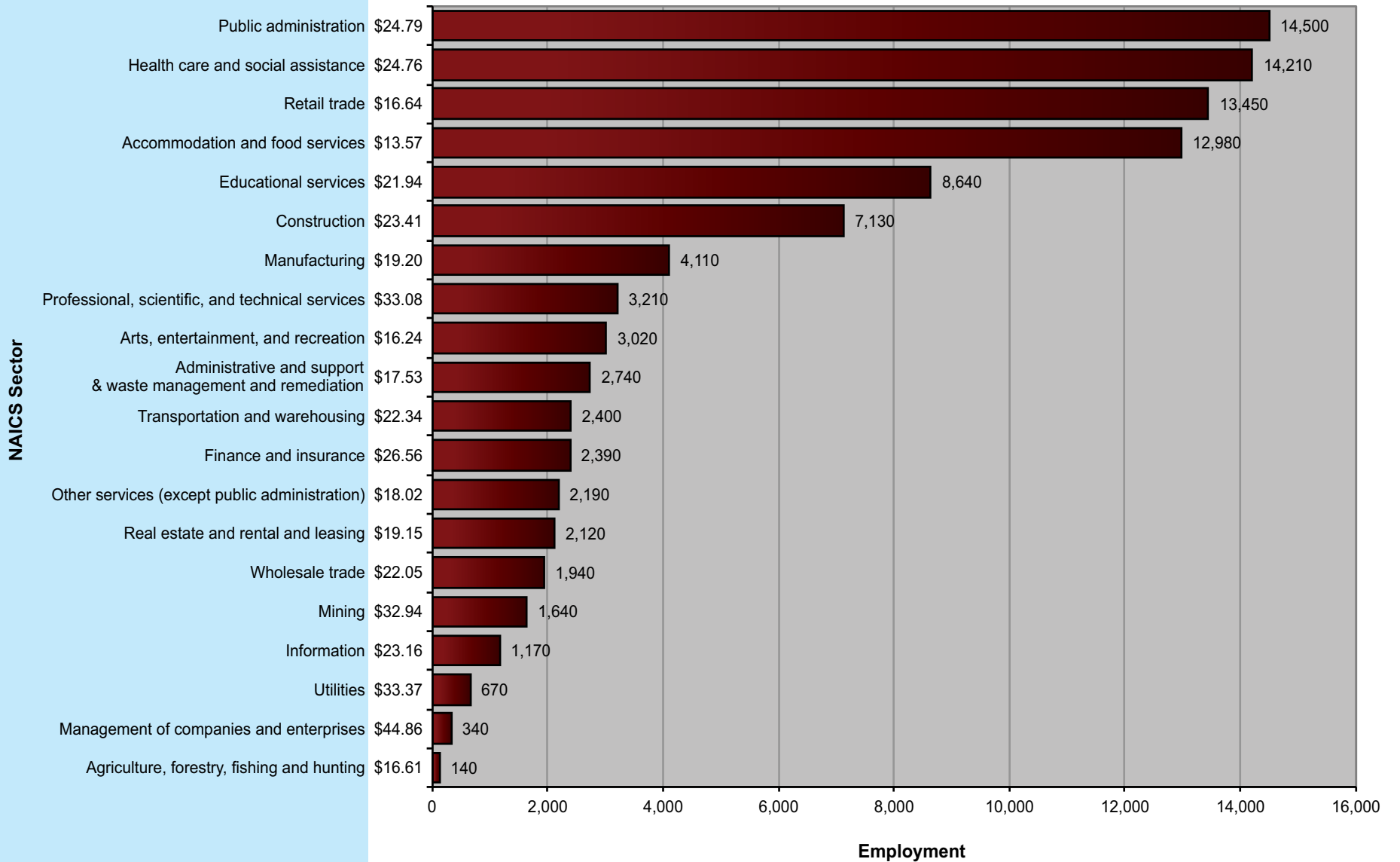
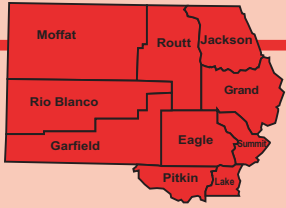


Table 21. Percentile Wages by Industry (Southwest Colorado BOS Area, May 2018)

NAICS Sector	Average Hourly	Average Annual	PRSE*	10 th Percentile Hourly	10 th Percentile Annual	25 th Percentile Hourly	25 th Percentile Annual	Median Hourly	Median Annual	75 th Percentile Hourly	75 th Percentile Annual	90 th Percentile Hourly	90 th Percentile Annual
Management of companies and enterprises	\$44.86	\$93,310	14.33	\$14.93	\$31,060	\$24.02	\$49,968	\$36.61	\$76,153	\$66.35	\$138,011	\$79.73	\$165,836
Utilities	\$33.37	\$69,414	6.1	\$12.70	\$26,424	\$22.28	\$46,352	\$32.16	\$66,895	\$43.67	\$90,827	\$49.99	\$103,982
Mining	\$32.94	\$68,525	7.22	\$16.10	\$33,496	\$20.39	\$42,414	\$27.36	\$56,918	\$37.68	\$78,371	\$57.15	\$118,876
Professional, scientific, and technical services	\$33.08	\$68,798	6.45	\$11.94	\$24,837	\$17.83	\$37,087	\$25.27	\$52,551	\$42.64	\$88,700	\$65.81	\$136,882
Public administration	\$24.79	\$51,570	1.13	\$13.08	\$27,216	\$17.89	\$37,217	\$22.83	\$47,487	\$29.68	\$61,730	\$38.03	\$79,102
Construction	\$23.41	\$48,691	2.89	\$12.67	\$26,348	\$16.25	\$33,801	\$21.51	\$44,739	\$28.27	\$58,796	\$35.49	\$73,814
Finance and insurance	\$26.56	\$55,237	4.23	\$12.80	\$26,617	\$15.12	\$31,459	\$19.88	\$41,343	\$30.59	\$63,618	\$50.91	\$105,888
Educational services	\$21.94	\$45,630	1.73	\$11.94	\$24,830	\$15.16	\$31,524	\$19.60	\$40,766	\$26.25	\$54,594	\$34.48	\$71,714
Information	\$23.16	\$48,166	8.26	\$10.46	\$21,746	\$13.89	\$28,884	\$19.28	\$40,102	\$28.83	\$59,964	\$38.50	\$80,084
Transportation and warehousing	\$22.34	\$46,470	6.78	\$11.11	\$23,116	\$14.12	\$29,375	\$19.15	\$39,835	\$26.09	\$54,257	\$35.74	\$74,329
Wholesale trade	\$22.05	\$45,869	4.87	\$10.63	\$22,120	\$12.85	\$26,737	\$17.97	\$37,386	\$24.73	\$51,429	\$35.92	\$74,704
Health care and social assistance	\$24.76	\$51,499	3.32	\$10.81	\$22,479	\$12.96	\$26,963	\$17.82	\$37,060	\$29.45	\$61,265	\$42.64	\$88,687
Real estate and rental and leasing	\$19.15	\$39,822	4.82	\$10.21	\$21,233	\$12.75	\$26,514	\$17.03	\$35,426	\$22.15	\$46,079	\$29.72	\$61,813
Manufacturing	\$19.20	\$39,941	2.43	\$11.02	\$22,924	\$13.18	\$27,409	\$16.71	\$34,752	\$21.94	\$45,629	\$29.07	\$60,475
Other services (except public administration)	\$18.02	\$37,476	3.65	\$10.21	\$21,236	\$11.72	\$24,384	\$15.38	\$31,999	\$20.76	\$43,172	\$29.68	\$61,737
Administrative and support & waste management and remediation services	\$17.53	\$36,470	3.64	\$10.35	\$21,518	\$12.05	\$25,066	\$15.13	\$31,469	\$19.99	\$41,570	\$27.00	\$56,159
Agriculture, forestry, fishing and hunting	\$16.61	\$34,546	6.4	\$10.20	\$21,225	\$10.43	\$21,686	\$14.76	\$30,694	\$18.83	\$39,160	\$27.36	\$56,917
Retail trade	\$16.64	\$34,610	3.44	\$10.52	\$21,887	\$11.38	\$23,662	\$13.79	\$28,684	\$18.32	\$38,100	\$24.18	\$50,297
Arts, entertainment, and recreation	\$16.24	\$33,788	3.92	\$10.21	\$21,228	\$10.73	\$22,320	\$12.70	\$26,421	\$17.93	\$37,294	\$25.80	\$53,658
Accommodation and food services	\$13.57	\$28,232	2.63	\$10.20	\$21,224	\$10.21	\$21,235	\$11.41	\$23,731	\$14.07	\$29,269	\$19.31	\$40,166



Northwest

Figure 17a. Employment Distribution and Average Hourly Wage in Major Occupational Groups (Northwest Colorado Balance of State Area, May 2018)

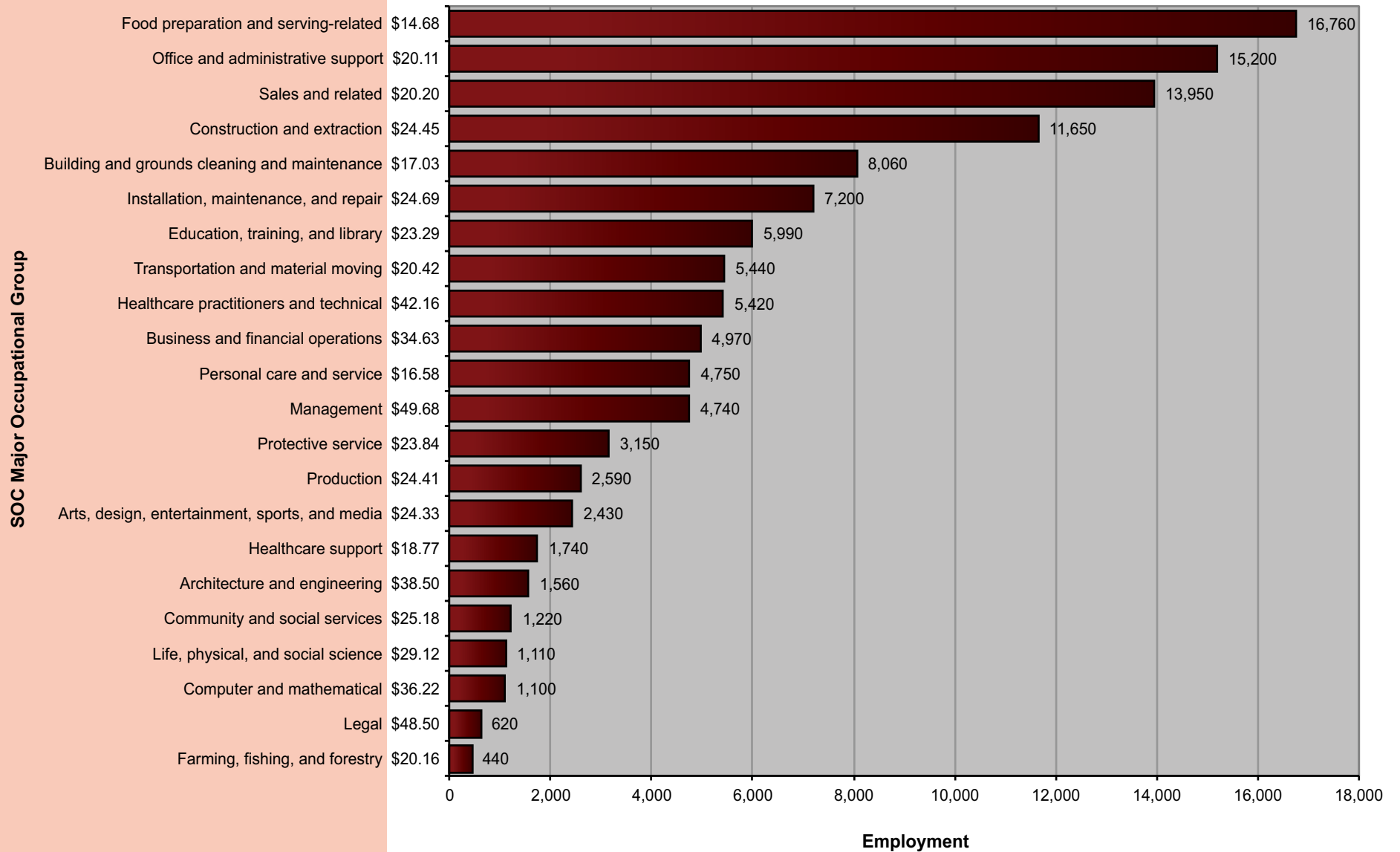


Figure 17b. Employment Distribution and Average Hourly Wage in Major Industry Groups (Northwest Colorado Balance of State Area, May 2018)

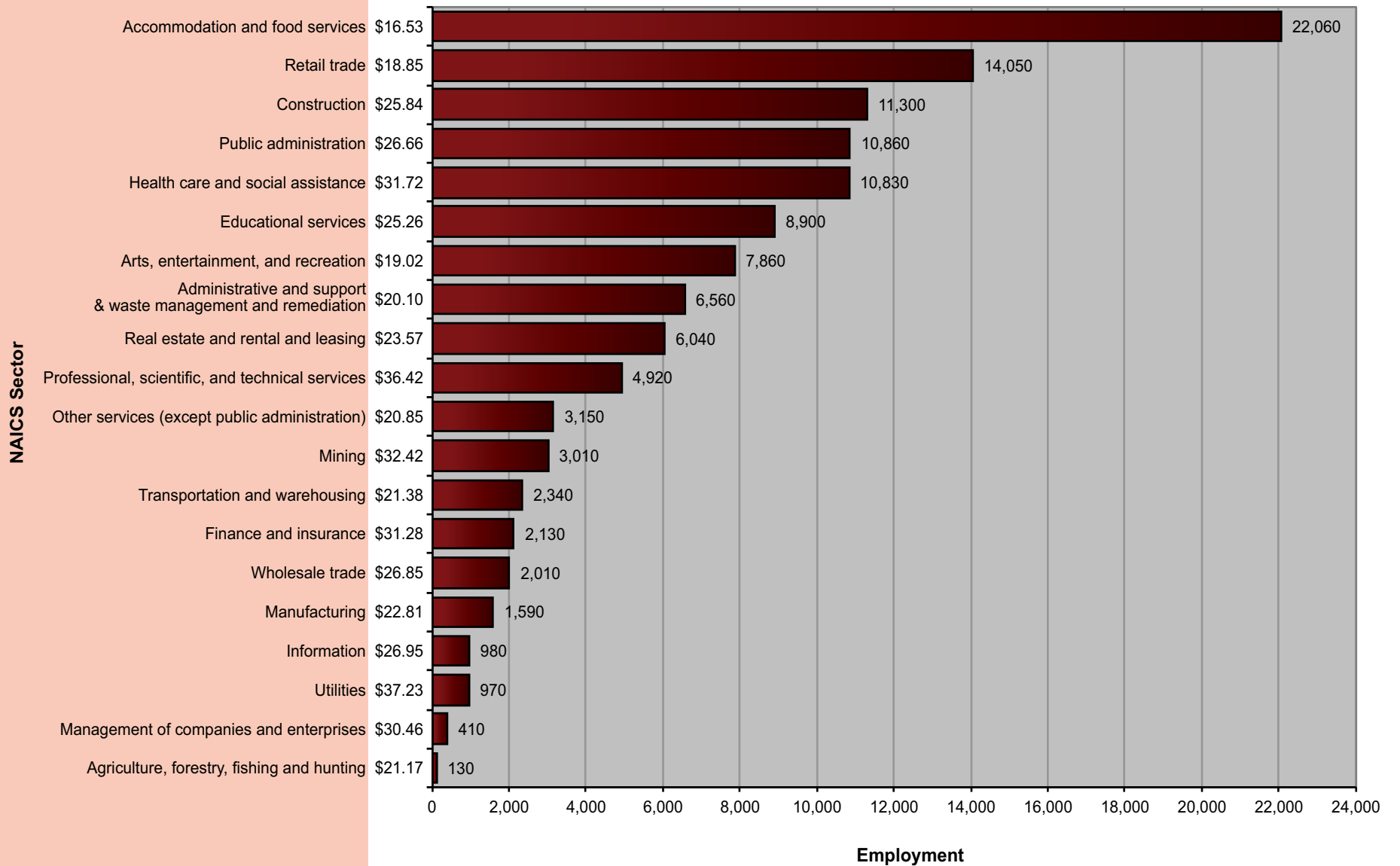


Table 22. Percentile Wages by Industry (Northwest Colorado BOS Area, May 2018)

NAICS Sector	Average Hourly	Average Annual	PRSE*	10 th Percentile Hourly	10 th Percentile Annual	25 th Percentile Hourly	25 th Percentile Annual	Median Hourly	Median Annual	75 th Percentile Hourly	75 th Percentile Annual	90 th Percentile Hourly	90 th Percentile Annual
Utilities	\$37.23	\$77,441	3.76	\$18.97	\$39,460	\$28.47	\$59,214	\$39.53	\$82,231	\$46.00	\$95,678	\$50.76	\$105,587
Mining	\$32.42	\$67,443	2.14	\$18.62	\$38,719	\$23.14	\$48,129	\$31.09	\$64,659	\$38.13	\$79,308	\$47.82	\$99,458
Professional, scientific, and technical services	\$36.42	\$75,759	3.74	\$16.47	\$34,248	\$21.75	\$45,230	\$30.01	\$62,424	\$44.48	\$92,514	\$64.45	\$134,060
Management of companies and enterprises	\$30.46	\$63,359	7.99	\$17.88	\$37,183	\$21.74	\$45,222	\$27.07	\$56,311	\$40.98	\$85,240	\$47.06	\$97,885
Finance and insurance	\$31.28	\$65,057	5.91	\$13.41	\$27,901	\$16.90	\$35,158	\$24.51	\$50,990	\$35.09	\$72,980	\$50.71	\$105,475
Public administration	\$26.66	\$55,444	1.78	\$13.25	\$27,557	\$17.89	\$37,216	\$24.09	\$50,113	\$32.76	\$68,150	\$43.19	\$89,842
Health care and social assistance	\$31.72	\$65,986	2.96	\$13.93	\$28,969	\$17.05	\$35,463	\$23.52	\$48,930	\$37.08	\$77,128	\$52.10	\$108,365
Construction	\$25.84	\$53,742	2.6	\$14.34	\$29,830	\$18.06	\$37,570	\$23.35	\$48,577	\$29.86	\$62,117	\$39.07	\$81,267
Educational services	\$25.26	\$52,534	2.39	\$14.06	\$29,255	\$17.71	\$36,836	\$22.80	\$47,420	\$29.56	\$61,479	\$39.21	\$81,549
Information	\$26.95	\$56,059	7.56	\$12.00	\$24,956	\$15.75	\$32,758	\$22.11	\$45,984	\$33.49	\$69,657	\$48.83	\$101,563
Wholesale trade	\$26.85	\$55,843	6.62	\$12.33	\$25,646	\$15.51	\$32,271	\$21.88	\$45,515	\$30.30	\$63,033	\$46.03	\$95,746
Agriculture, forestry, fishing and hunting	\$21.17	\$44,044	12.77	\$10.99	\$22,862	\$15.21	\$31,642	\$20.66	\$42,973	\$27.01	\$56,188	\$30.73	\$63,914
Manufacturing	\$22.81	\$47,445	4.95	\$11.37	\$23,649	\$14.74	\$30,667	\$20.43	\$42,496	\$27.00	\$56,156	\$34.81	\$72,395
Real estate and rental and leasing	\$23.57	\$49,019	2.96	\$11.96	\$24,884	\$15.06	\$31,323	\$20.20	\$42,018	\$28.91	\$60,142	\$38.64	\$80,365
Transportation and warehousing	\$21.38	\$44,466	2.81	\$11.39	\$23,697	\$14.59	\$30,344	\$20.06	\$41,723	\$26.06	\$54,210	\$32.78	\$68,182
Other services (except public administration)	\$20.85	\$43,358	3.44	\$10.39	\$21,602	\$11.91	\$24,779	\$17.50	\$36,406	\$25.66	\$53,369	\$35.52	\$73,886
Administrative and support & waste management and remediation services	\$20.10	\$41,801	3.25	\$12.29	\$25,565	\$14.10	\$29,338	\$17.23	\$35,836	\$22.44	\$46,665	\$29.53	\$61,423
Arts, entertainment, and recreation	\$19.02	\$39,563	2.78	\$10.71	\$22,278	\$12.27	\$25,519	\$16.08	\$33,449	\$21.94	\$45,630	\$31.01	\$64,491
Retail trade	\$18.85	\$39,201	2.15	\$10.98	\$22,829	\$12.65	\$26,315	\$15.75	\$32,753	\$20.93	\$43,530	\$28.97	\$60,263
Accommodation and food services	\$16.53	\$34,380	2.34	\$10.20	\$21,225	\$10.47	\$21,777	\$13.87	\$28,860	\$18.13	\$37,707	\$26.19	\$54,472

Technical Notes and Methodology

May 2018 OES Estimates

Scope of the survey

The Occupational Employment Statistics (OES) survey is a semiannual survey measuring occupational employment and wage rates for wage and salary workers in nonfarm establishments in the United States. OES data available from BLS include cross-industry occupational employment and wage estimates for the nation; over 580 areas, including states and the District of Columbia, metropolitan statistical areas (MSAs), nonmetropolitan areas, and territories; national industry-specific estimates at the NAICS sector, 3-, most 4-, and selected 5- and 6-digit industry levels; and national estimates by ownership across all industries and for schools and hospitals.

The OES survey is a cooperative effort between BLS and the State Workforce Agencies (SWAs). BLS funds the survey and provides the procedures and technical support, while the State Workforce Agencies collect most of the data. OES estimates are constructed from a sample of about 1.2 million establishments. Each year, two semiannual panels of approximately 180,000 to 200,000 sampled establishments are contacted, one panel in May and the other in November. Responses are obtained by mail, Internet or other electronic means, email, telephone, or personal visit. The May 2018 estimates are based on responses from six semiannual panels collected over a 3-year period: May 2018, November 2017, May 2017, November 2016, May 2016, and November 2015. The unweighted sampled employment of 83 million across all six semiannual panels represents approximately 58 percent of total national

employment. The overall national response rate for the six panels, based on the 50 states and the District of Columbia, is 71 percent based on establishments and 68 percent based on weighted sampled employment.

The occupational coding system

The OES survey categorizes workers into 810 detailed occupations based on the Office of Management and Budget's 2010 Standard Occupational Classification (SOC) system. Together, these detailed occupations make up 22 of the 23 SOC major occupational groups. Major group 55, Military Specific Occupations, is not included. The major groups are as follows:

- Management occupations
- Business and financial operations occupations
- Computer and mathematical occupations
- Architecture and engineering occupations
- Life, physical, and social science occupations
- Community and social services occupations
- Legal occupations
- Education, training and library occupations
- Arts, design, entertainment, sports, and media occupations
- Healthcare practitioner and technical occupations
- Healthcare support occupations
- Protective service occupations
- Food preparation and serving related occupations
- Building and grounds cleaning and maintenance occupations
- Personal care and service occupations

- Sales and related occupations
- Office and administrative support occupations
- Farming, fishing, and forestry, occupations
- Construction, and extraction occupations
- Installation, maintenance, and repair occupations
- Production occupations
- Transportation and material moving occupations
- Military specific occupations (not surveyed in OES).

For more information about the SOC system, please see the BLS website at www.bls.gov/soc/.

The industry coding system

The May 2018 OES estimates use the 2017 North American Industry Classification System (NAICS). For more information about NAICS, see the BLS website at <https://www.bls.gov/bls/naics.htm>.

The OES survey excludes the majority of the agricultural sector, with the exception of logging (NAICS 113310), support activities for crop production (NAICS 1151), and support activities for animal production (NAICS 1152). Private households (NAICS 814) also are excluded. OES federal government data include the US Postal Service and the federal executive branch only. All other industries, including state and local government, are covered by the survey.

Survey sample

The OES survey draws its sample from state unemployment insurance (UI) files. Supplemental sources are used for rail transportation (NAICS 4821) and Guam because they do not report to the UI program. The OES survey sample is stratified by metropolitan and nonmetropolitan area, industry, and size.

To provide the most occupational coverage, larger employers are more likely to be selected than smaller employers. A census is taken of the executive branch of the federal government, the US Postal Service, and state government.

Concepts

Occupational employment is the estimate of total wage and salary employment in an occupation. The OES survey defines employment as the number of workers who can be classified as full- or part-time employees, including workers on paid vacations or other types of paid leave; workers on unpaid short-term absences; salaried officers, executives, and staff members of incorporated firms; employees temporarily assigned to other units; and employees for whom the reporting unit is their permanent duty station, regardless of whether that unit prepares their paycheck. The survey does not include the self-employed, owners and partners in unincorporated firms, household workers, or unpaid family workers.

Wages for the OES survey are straight-time, gross pay, exclusive of premium pay. Base rate; cost-of-living allowances; guaranteed pay; hazardous-duty pay; incentive pay, including commissions and production bonuses; and tips are included. Excluded are overtime pay, severance pay, shift differentials, nonproduction bonuses, employer cost for supplementary benefits, and tuition reimbursements.

OES receives wage rate data for the federal government, the US Postal Service, and most state governments. For the remaining establishments, the OES survey data are placed into 12 intervals. The intervals are defined both as hourly rates and the corresponding annual rates, where the annual

rate for an occupation is calculated by multiplying the hourly wage rate by a typical work year of 2,080 hours. The responding establishments are instructed to report the hourly rate for part-time workers, and to report annual rates for occupations that are typically paid at an annual rate but do not work 2,080 hours per year, such as teachers, pilots, and flight attendants. Other workers, such as some entertainment workers, are paid hourly rates, but generally do not work 40 hours per week, year round. For these workers, only an hourly wage is reported.

The 12 wage intervals used to collect data are as follows:

<i>Wage Intervals used for the May 2016 OES Survey</i>		
Interval	Hourly Wages	Annual Wages
Range A	Under \$9.25	Under \$19,240
Range B	\$9.25 to \$11.74	\$19,240 to \$24,439
Range C	\$11.75 to \$14.74	\$24,440 to \$30,679
Range D	\$14.75 to \$18.74	\$30,680 to \$38,999
Range E	\$18.75 to \$23.99	\$39,000 to \$49,919
Range F	\$24.00 to \$30.24	\$49,920 to \$62,919
Range G	\$30.25 to \$38.49	\$62,920 to \$80,079
Range H	\$38.50 to \$48.99	\$80,080 to \$101,919
Range I	\$49.00 to \$61.99	\$101,920 to \$128,959
Range J	\$62.00 to \$78.74	\$128,960 to \$163,799
Range K	\$78.75 to \$99.99	\$163,800 to \$207,999
Range L	\$100.00 and over	\$208,000 and over

Estimation methodology

The OES survey is designed to produce estimates by combining six panels of data collected over a 3-year period. Each OES panel includes approximately 180,000 to 200,000 establishments. Recent OES survey panels have a reduced sample; see the “Changes to the May 2018 estimates” section below for more information. The full six-panel sample of nearly 1.2 million establishments allows the production of estimates at detailed levels of geography, industry, and occupation.

Wage updating. Significant reductions in sampling errors are obtained by combining six panels of data, particularly for small geographic areas and occupations. Wages for the current panel need no adjustment. However, wages in the five previous panels need to be updated to the current panel’s reference period.

The OES program uses the BLS Employment Cost Index (ECI) to adjust survey data from prior panels before combining them with the current panel’s data. The wage updating procedure adjusts each detailed occupation’s wage rate, as measured in the earlier panel, according to the average movement of its broader occupational division.

Imputation. Some establishments do not respond for a given panel. For most employers, a “nearest neighbor” hot deck imputation procedure is used to impute missing occupational employment totals. A variant of mean imputation

is used to impute missing wage distributions. In some cases, data for current panel nonrespondents are available for earlier panels. In those cases, the older data may be used and aged to represent the current reference period.

Weighting and benchmarking. The sampled establishments are weighted to represent all establishments for the reference period. Weights are further adjusted by the ratio of employment totals (the average of November 2017 and May 2018 employment) from the BLS Quarterly Census of Employment and Wages to employment totals from the OES survey.

Reliability of the estimates. Estimates developed from a sample will differ from the results of a census. An estimate based on a sample survey is subject to two types of error: sampling and nonsampling error. An estimate based on a census is subject only to nonsampling error.

Nonsampling error. This type of error is attributable to several causes, such as errors in the sampling frame; an inability to obtain information for all establishments in the sample; differences in respondents’ interpretation of a survey question; an inability or unwillingness of the respondents to provide correct information; errors made in recording, coding, or processing the data; and errors made in imputing values for missing data. Explicit measures of the effects of nonsampling error are not available.

Sampling error. When a sample, rather than an entire population, is surveyed, estimates differ from the true population values that they represent. This difference, the sampling error, occurs by chance and its variability is measured by the variance of the estimate or the standard error of the estimate (square root of the variance). The relative standard error is the ratio of the standard error to the estimate itself.

Estimates of the sampling error for occupational employment and mean wage rates are provided for all employment and mean wage estimates to allow data users to determine if those statistics are reliable enough for their needs. Only a probability-based sample can be used to calculate estimates of sampling error. The formulas used to estimate OES variances are adaptations of formulas appropriate for the survey design used.

Confidentiality

BLS has a strict confidentiality policy that ensures that the survey sample composition, lists of reporters, and names of respondents will be kept confidential. Additionally, the policy assures respondents that published figures will not reveal the identity of any specific respondent and will not allow the data of any specific respondent to be inferred. The most relevant statute which governs BLS confidentiality is the Confidential Information Protection and Statistical Efficiency Act (CIPSEA). Each published estimate is screened to ensure that it meets these

confidentiality requirements. To further protect the confidentiality of the data, the specific screening criteria are not listed in this publication. For additional information regarding confidentiality, please visit the BLS website at www.bls.gov/bls/confidentiality.htm.

Changes to the May 2018 estimates

The OES sample has been reduced in recent survey panels. The November 2017 and May 2018 OES survey panels each had a sample of approximately 186,000 establishments. The May 2017 panel sample consisted of approximately 195,000 establishments, and the November 2016, May 2016, and November 2015 survey panels each consisted of approximately 200,000 establishments.

With the publication of the May 2018 estimates, the OES program has made changes to the metropolitan and nonmetropolitan area data. OES continues to publish data for metropolitan and nonmetropolitan areas that cover the full geography of the United States. However, the level of detail available has been reduced.

Elimination of metropolitan division data. OES no longer publishes data for the metropolitan divisions within the 11 large metropolitan areas that are further broken down into divisions. Data for these 11 areas are available at the Metropolitan Statistical Area (MSA) or New England City and Town Area (NECTA) level

only. For a list of metropolitan divisions and the corresponding MSAs/NECTAs, see www.bls.gov/oes/divisions_2018.xlsx.

Consolidation of some nonmetropolitan areas. Some nonmetropolitan areas published in the May 2017 estimates have been combined to form larger nonmetropolitan areas. The May 2018 estimates contain data for 134 nonmetropolitan areas, compared with 167 nonmetropolitan areas in the May 2017 estimates. For a list of the 2018 nonmetropolitan areas, see www.bls.gov/oes/nonmet_2018.xlsx.

A spreadsheet showing all of the new area definitions and names used for the May 2018 OES estimates is available at www.bls.gov/oes/area_definitions_2018.xlsx.

Definitions

Covered Employment

Employment covered by state unemployment insurance laws or, for federal workers, covered by the Unemployment Compensation for Federal Employees program.

Establishment

A business, usually at a particular physical location, that engages in one or more types of economic activity; for example, a factory, mine, store, or office. Generally a single establishment produces a single good or provides a single service. An enterprise (a private firm, government, or non-profit organization) could consist of a single

establishment or multiple establishments. A multi-establishment enterprise could have all its establishments in one industry (ie, a chain), or could have various establishments in different industries (ie, a conglomerate). Some establishments, such as construction firms, may have a small fixed base but perform the bulk of their economic activity at various jobsites.

Occupation

A set of activities or tasks employees are paid to perform. Employees that perform essentially the same tasks are in the same occupation, whether or not they are in the same industry. Some occupations are concentrated in a few particular industries; other occupations are found in the majority of industries.

Colorado Regions: Metropolitan Statistical Areas (MSAs) and Balance of State (BOS) Areas

Area Code	County Code	County Name	Area Code	County Code	County Name	Area Code	County Code	County Name
Boulder MSA			Eastern & Southern Colorado BOS Area			Southwest Colorado BOS Area		
14500	013	BOULDER	00001	003	ALAMOSA	00002	007	ARCHULETA
Colorado Springs MSA			00001	009	BACA	00002	015	CHAFFEE
17820	041	EL PASO	00001	011	BENT	00002	029	DELTA
17820	119	TELLER	00001	017	CHEYENNE	00002	033	DOLORES
Denver-Aurora MSA			00001	021	CONEJOS	00002	043	FREMONT
19740	001	ADAMS	00001	023	COSTILLA	00002	051	GUNNISON
19740	005	ARAPAHOE	00001	025	CROWLEY	00002	053	HINSDALE
19740	014	BROOMFIELD	00001	027	CUSTER	00002	067	LA PLATA
19740	019	CLEAR CREEK	00001	027	CUSTER	00002	083	MONTEZUMA
19740	031	DENVER	00001	055	HUERFANO	00002	085	MONTRORSE
19740	035	DOUGLAS	00001	061	KIOWA	00002	091	OURAY
19740	039	ELBERT	00001	063	KIT CARSON	00002	111	SAN JUAN
19740	047	GILPIN	00001	071	LAS ANIMAS	00002	113	SAN MIGUEL
19740	059	JEFFERSON	00001	073	LINCOLN	Northwest Colorado BOS Area		
19740	093	PARK	00001	075	LOGAN	00003	037	EAGLE
Fort Collins-Loveland MSA			00001	079	MINERAL	00003	045	GARFIELD
22660	069	LARIMER	00001	087	MORGAN	00003	049	GRAND
Grand Junction MSA			00001	089	OTERO	00003	057	JACKSON
24300	077	MESA	00001	095	PHILLIPS	00003	065	LAKE
Greeley MSA			00001	099	PROWERS	00003	091	MOFFAT
24540	123	WELD	00001	105	RIO GRANDE	00003	097	PITKIN
Pueblo MSA			00001	109	SAGUACHE	00003	103	RIO BLANCO
39380	101	PUEBLO	00001	115	SEDGWICK	00003	107	ROUTT
			00001	121	WASHINGTON	00003	117	SUMMIT
			00001	125	YUMA			

Occupational Code	Occupational Title	Employment Estimate	Employment Percentage Relative Standard Error	Average Hourly Wage	Average Annual Wage	Wage Percentage Relative Standard Error	10th Percentile (Hourly)	25th Percentile (Hourly)	50th Percentile (Hourly)	75th Percentile (Hourly)	90th Percentile (Hourly)	10th Percentile (Annual)	25th Percentile (Annual)	50th Percentile (Annual)	75th Percentile (Annual)	90th Percentile (Annual)	Location Quotients
00-0000	Total all occupations	2,620,640	0.34	\$26.84	\$55,818	0.56	\$10.81	\$13.51	\$20.34	\$32.49	\$50.06	\$22,482	\$28,105	\$42,307	\$67,570	\$104,116	1.00
11-0000	Management	116,770	1.13	\$63.34	\$131,750	0.71	\$26.78	\$38.28	\$56.15	\$78.38	#	\$55,697	\$79,629	\$116,792	\$163,030	#	0.85
11-1011	Chief executives	570	5.29	\$95.25	\$198,127	5.19	\$40.92	\$56.83	\$87	#	#	\$85,110	\$118,207	\$180,185	#	#	0.16
11-1021	General and operations managers	39,200	1.90	\$63.42	\$131,920	1.09	\$22.26	\$32.52	\$51.50	\$81.71	#	\$46,311	\$67,648	\$107,130	\$169,966	#	0.95
11-1031	Legislators	630	8.03	#	\$57,574	4.46	#	#	#	#	#	\$21,227	\$23,969	\$48,256	\$68,269	\$100,423	0.69
11-2011	Advertising and promotions managers	390	25.85	\$59.12	\$122,971	7.07	\$27.10	\$45.76	\$58.58	\$68.07	\$87	\$56,374	\$95,172	\$121,844	\$141,584	\$181,070	0.84
11-2021	Marketing managers	3,840	6.20	\$81.55	\$169,630	2.30	\$44.41	\$57.76	\$77.82	\$96.01	#	\$92,380	\$120,147	\$161,875	\$199,691	#	0.88
11-2022	Sales managers	5,240	5.14	\$77.08	\$160,318	2.12	\$38.70	\$53.84	\$69.96	\$92.71	#	\$80,504	\$111,987	\$145,526	\$192,835	#	0.76
11-2031	Public relations and fundraising managers	1,240	4.56	\$65.86	\$136,990	2.06	\$36.52	\$45.86	\$61.70	\$78.47	\$98.37	\$75,970	\$95,385	\$128,326	\$163,209	\$204,601	0.95
11-3011	Administrative services managers	2,390	3.15	\$57.52	\$119,650	1.70	\$30.26	\$41.16	\$54.48	\$70.10	\$87.39	\$62,934	\$85,615	\$113,315	\$145,803	\$181,772	0.47
11-3021	Computer and information systems managers	7,600	3.80	\$78.95	\$164,216	2.56	\$46.41	\$60.23	\$73.93	\$91.90	#	\$96,526	\$125,286	\$153,783	\$191,156	#	1.07
11-3031	Financial managers	7,520	3.73	\$78.72	\$163,741	1.86	\$41.41	\$54.63	\$70.19	\$93.70	#	\$86,132	\$113,638	\$145,997	\$194,903	#	0.68
11-3051	Industrial production managers	1,160	4.76	\$61.72	\$128,377	2.39	\$30.49	\$41.67	\$56.34	\$74.97	\$97.64	\$63,430	\$86,666	\$117,194	\$155,937	\$203,101	0.35
11-3061	Purchasing managers	800	4.66	\$69.27	\$144,086	1.82	\$44.20	\$54.88	\$64.82	\$78.24	\$96.96	\$91,944	\$114,158	\$134,819	\$162,733	\$201,677	0.64
11-3071	Transportation, storage, and distribution managers	1,330	4.77	\$57.01	\$118,575	3.39	\$33.77	\$41.47	\$52.27	\$65.81	\$84.07	\$70,249	\$86,266	\$108,720	\$136,892	\$174,872	0.59
11-3111	Compensation and benefits managers	150	7.18	\$74.79	\$155,566	2.89	\$44.28	\$58.39	\$73.15	\$88.84	#	\$92,105	\$121,454	\$152,155	\$184,780	#	0.54
11-3121	Human resources managers	1,780	3.22	\$68.97	\$143,460	2.07	\$40.08	\$50.38	\$62.44	\$79.26	#	\$83,365	\$104,780	\$129,875	\$164,857	#	0.68
11-3131	Training and development managers	470	12.60	\$58.80	\$122,310	4.42	\$32.59	\$43.24	\$54.58	\$69.68	\$86.51	\$67,790	\$89,938	\$113,532	\$144,944	\$179,947	0.72
11-9013	Farmers, ranchers, and other agricultural managers	10	48.76	\$38.10	\$79,253	6.50	\$14.19	\$30.89	\$36.09	\$43.94	\$81.22	\$29,511	\$64,244	\$75,065	\$91,406	\$168,940	#
11-9021	Construction managers	8,650	5.18	\$46.72	\$97,169	2.11	\$26.12	\$33.66	\$42.88	\$56.14	\$72.70	\$54,324	\$70,011	\$89,189	\$116,766	\$151,209	1.72
11-9031	Education administrators, preschool and childcare center/program	910	9.74	\$25.08	\$52,159	3.16	\$16.58	\$19.12	\$22.68	\$29.05	\$37.52	\$34,487	\$39,774	\$47,182	\$60,423	\$78,046	0.99
11-9032	Education administrators, elementary and secondary school	4,850	1.14	#	\$92,431	1.18	#	#	#	#	#	\$65,517	\$76,797	\$91,389	\$105,112	\$124,367	1.02
11-9033	Education administrators, postsecondary	2,040	3.40	\$53.89	\$112,086	3.46	\$28.44	\$34.44	\$44.90	\$62.16	\$92.68	\$59,149	\$71,626	\$93,397	\$129,302	\$192,769	0.79
11-9039	Education administrators, all other	540	5.20	\$49.69	\$103,347	2.74	\$29.82	\$37.12	\$46.49	\$59.05	\$73.50	\$62,017	\$77,201	\$96,704	\$122,831	\$152,878	0.73
11-9041	Architectural and engineering managers	3,350	6.27	\$82.84	\$172,303	1.71	\$56.23	\$65.54	\$77.03	\$93.96	#	\$116,956	\$136,331	\$160,215	\$195,433	#	0.98
11-9051	Food service managers	1,730	16.33	#	#	#	#	#	#	#	#	#	#	#	#	#	0.44
11-9061	Funeral service managers	60	23.20	\$37.19	\$77,349	9.25	\$19.17	\$27.65	\$35.44	\$45.69	\$57.93	\$39,876	\$57,503	\$73,715	\$95,035	\$120,498	0.39
11-9071	Gaming managers	80	17.48	\$38.38	\$79,827	7.21	\$21.66	\$25.15	\$29.73	\$40.27	\$69.25	\$45,063	\$52,305	\$61,832	\$83,760	\$144,049	0.98
11-9081	Lodging managers	810	12.42	\$39.67	\$82,504	4.92	\$23.07	\$27.84	\$35.97	\$47.12	\$63.27	\$47,984	\$57,912	\$74,815	\$98,003	\$131,607	1.20
11-9111	Medical and health services managers	5,460	4.36	\$56.99	\$118,543	1.86	\$30.28	\$39.25	\$52.24	\$66.36	\$87.40	\$62,978	\$81,646	\$108,653	\$138,033	\$181,792	0.81
11-9121	Natural sciences managers	1,230	3.78	\$68.15	\$141,753	2.97	\$39.73	\$49.58	\$61.09	\$78.94	#	\$82,642	\$103,118	\$127,077	\$164,200	#	1.13
11-9131	Postmasters and mail superintendents	200	0.00	\$34.94	\$72,679	0.72	\$26.28	\$31.20	\$33.90	\$40.03	\$44.82	\$54,667	\$64,901	\$70,522	\$83,273	\$93,221	0.81
11-9141	Property, real estate, and community association managers	1,920	12.07	\$44.66	\$92,895	5.77	\$20.95	\$26.54	\$36.53	\$56.34	\$82.69	\$43,570	\$55,199	\$75,973	\$117,190	\$171,986	0.52
11-9151	Social and community service managers	1,530	6.38	\$40.56	\$84,355	2.48	\$22.19	\$28.14	\$37.85	\$49.78	\$63.26	\$46,164	\$58,537	\$78,719	\$103,532	\$131,572	0.56
11-9161	Emergency management directors	140	4.26	\$41.86	\$87,062	1.71	\$22.75	\$30.38	\$40.59	\$50.04	\$67.12	\$47,326	\$63,200	\$84,430	\$104,092	\$139,600	0.80
11-9199	Managers, all other	8,940	2.19	\$66.58	\$138,491	1.27	\$36.16	\$48.51	\$61.42	\$77.65	\$99.71	\$75,208	\$100,898	\$127,747	\$161,508	\$207,399	1.07
13-0000	Business and financial operations	190,330	1.03	\$37.87	\$78,775	0.68	\$19.47	\$25.71	\$34.13	\$46.03	\$60.03	\$40,506	\$53,468	\$70,999	\$95,748	\$124,866	1.36
13-1011	Agents and business managers of artists, performers, and athletes	120	10.73	#	#	#	#	#	#	#	#	#	#	#	#	#	0.46
13-1020	Buyers and purchasing agents	8,740	3.22	\$32.21	\$66,987	1.15	\$17.15	\$22.68	\$30.34	\$39.90	\$49.87	\$35,677	\$47,172	\$63,108	\$82,994	\$103,719	1.18
13-1031	Claims adjusters, examiners, and investigators	5,200	7.14	\$34.84	\$72,464	2.00	\$21.49	\$26.84	\$34.00	\$40.96	\$49.76	\$44,701	\$55,830	\$70,720	\$85,200	\$103,507	1.00
13-1032	Insurance appraisers, auto damage	160	42.27	\$31.38	\$65,264	4.25	\$20.87	\$25.99	\$30.31	\$38.53	\$44.89	\$43,412	\$54,062	\$63,038	\$80,140	\$93,380	0.58
13-1041	Compliance officers, except agriculture, construction, health and safety, and transportation	6,430	2.87	\$35.44	\$73,712	1.18	\$20.16	\$25.76	\$33.13	\$43.63	\$54.75	\$41,924	\$53,582	\$68,905	\$90,756	\$113,871	1.18
13-1051	Cost estimators	5,520	5.42	\$35.15	\$73,107	2.72	\$20.02	\$25.76	\$31.86	\$41.56	\$53.97	\$41,642	\$53,571	\$66,265	\$86,443	\$112,266	1.44
13-1071	Human resources specialists	12,550	2.14	\$33.38	\$69,422	1.02	\$17.57	\$23.20	\$30.84	\$40.94	\$53.13	\$36,547	\$48,263	\$64,150	\$85,163	\$110,519	1.17
13-1075	Labor relations specialists	550	17.80	\$36.83	\$76,616	10.00	\$10.21	\$23.71	\$37.03	\$51.84	\$59.41	\$21,230	\$49,311	\$77,029	\$107,826	\$123,582	0.40
13-1081	Logisticians	3,370	5.45	\$36.40	\$75,704	2.48	\$19.67	\$26.12	\$34.51	\$45.78	\$57.17	\$40,917	\$54,337	\$71,778	\$95,229	\$118,909	1.10
13-1111	Management analysts	10,900	6.34	\$45.24	\$94,095.00	\$2.13	\$25.03	\$31.79	\$41.62	\$54.12	\$71.52	\$52,053.00	\$66,123.00	\$86,560.00	\$112,569.00	\$148,757.00	0.88
13-1121	Meeting, convention, and event planners	3,030	6.51	\$24.55	\$51,062	1.62	\$14.59	\$18.02	\$23.18	\$29.48	\$37.72	\$30,352	\$37,483	\$48,210	\$61,326	\$78,463	1.52
13-1131	Fundraisers	2,170	12.10	\$28.07	\$58,389	2.60	\$14.64	\$20.10	\$26.52	\$34.74	\$43.86	\$30,442	\$41,814	\$55,166	\$72,256	\$91,238	1.59

Data unavailable

Occupational Code	Occupational Title	Employment Estimate	Employment Percentage Relative Standard Error	Average Hourly Wage	Average Annual Wage	Wage Percentage Relative Standard Error	10th Percentile (Hourly)	25th Percentile (Hourly)	50th Percentile (Hourly)	75th Percentile (Hourly)	90th Percentile (Hourly)	10th Percentile (Annual)	25th Percentile (Annual)	50th Percentile (Annual)	75th Percentile (Annual)	90th Percentile (Annual)	Location Quotients
13-1141	Compensation, benefits, and job analysis specialists	1,430	8.42	\$34.78	\$72,347	2.33	\$19.15	\$25.34	\$33.00	\$41.86	\$52.65	\$39,838	\$52,716	\$68,650	\$87,067	\$109,508	0.94
13-1151	Training and development specialists	6,260	3.62	\$34.72	\$72,209	1.95	\$17.43	\$24.16	\$32.35	\$44.05	\$55.01	\$36,257	\$50,250	\$67,284	\$91,621	\$114,411	1.19
13-1161	Market research analysts and marketing specialists	18,810	3.20	\$35.32	\$73,455	1.13	\$17.64	\$23.70	\$31.44	\$43.49	\$60.36	\$36,700	\$49,306	\$65,401	\$90,460	\$125,551	1.63
13-1199	Business operations specialists, all other	43,800	1.74	\$39.48	\$82,126	1.38	\$20.69	\$26.73	\$36.01	\$47.86	\$61.51	\$43,035	\$55,595	\$74,908	\$99,553	\$127,936	2.28
13-2011	Accountants and auditors	36,290	2.15	\$39.58	\$82,319	1.52	\$21.09	\$27.00	\$35.07	\$47.30	\$61.40	\$43,861	\$56,169	\$72,939	\$98,377	\$127,716	1.59
13-2021	Appraisers and assessors of real estate	1,590	18.11	\$38.17	\$79,393	12.94	\$19.03	\$23.23	\$33.13	\$48.78	\$67.25	\$39,580	\$48,328	\$68,900	\$101,454	\$139,890	1.51
13-2031	Budget analysts	1,020	2.42	\$39.93	\$83,056	0.92	\$27.96	\$32.55	\$38.28	\$46.03	\$54.15	\$58,165	\$67,708	\$79,625	\$95,751	\$112,638	1.07
13-2041	Credit analysts	1,370	12.07	\$36.96	\$76,874	2.98	\$22.41	\$26.65	\$33.56	\$43.59	\$57.14	\$46,605	\$55,436	\$69,807	\$90,675	\$118,848	1.01
13-2051	Financial analysts	3,770	10.29	\$52.46	\$109,124	6.60	\$22.95	\$30.77	\$43.30	\$61.11	\$96.94	\$47,744	\$63,995	\$90,062	\$127,115	\$201,629	0.68
13-2052	Personal financial advisors	4,010	11.37	\$49.78	\$103,537	7.64	\$22.56	\$28.49	\$40.92	\$53.40	\$94.88	\$46,918	\$59,263	\$85,116	\$111,067	\$197,356	1.11
13-2053	Insurance underwriters	1,330	13.98	\$37.10	\$77,174	3.90	\$22.30	\$26.92	\$34.22	\$45.79	\$59	\$46,385	\$56,003	\$71,175	\$95,249	\$121,880	0.76
13-2061	Financial examiners	1,320	12.89	\$39.61	\$82,383	3.07	\$22.66	\$28.75	\$36.45	\$47.52	\$61	\$47,139	\$59,809	\$75,813	\$98,835	\$127,601	1.24
13-2072	Loan officers	5,170	7.53	\$34.14	\$71,004	3.30	\$13.13	\$19.88	\$29.33	\$42.34	\$57.66	\$27,314	\$41,353	\$61,009	\$88,064	\$119,931	0.94
13-2081	Tax examiners and collectors, and revenue agents	610	0.10	\$31.24	\$64,973	1.44	\$19.40	\$21.48	\$28.11	\$38.22	\$51.70	\$40,343	\$44,683	\$58,470	\$79,504	\$107,541	0.62
13-2082	Tax preparers	1,130	28.28	\$27.72	\$57,649	7.97	\$13.68	\$18.59	\$27.25	\$32.23	\$41.12	\$28,456	\$38,667	\$56,689	\$67,043	\$85,538	0.91
13-2099	Financial specialists, all other	3,650	7.54	\$40.29	\$83,799	3.98	\$20.66	\$28.03	\$35.90	\$48.04	\$65.82	\$42,967	\$58,308	\$74,678	\$99,930	\$136,903	1.57
15-0000	Computer and mathematical	116,930	1.93	\$46.58	\$96,884	0.85	\$24.51	\$33.07	\$45.06	\$58.29	\$72.03	\$50,989	\$68,792	\$93,726	\$121,252	\$149,823	1.47
15-1111	Computer and information research scientists	480	12.12	\$58.26	\$121,178.00	4.79	\$32.01	\$43.96	\$66.41	\$70.10	\$81.20	\$66,579.00	\$91,429.00	\$117,325.00	\$145,813.00	\$168,906.00	0.88
15-1121	Computer systems analysts	8,680	4.48	\$46.17	\$96,025	0.86	\$28.63	\$35.43	\$45.00	\$55.99	\$65.40	\$59,550	\$73,690	\$93,600	\$116,450	\$136,031	0.81
15-1122	Information security analysts	3,590	8.26	\$49.43	\$102,823	2.86	\$27.64	\$36.05	\$47.16	\$60.20	\$75.19	\$57,499	\$74,975	\$98,093	\$125,210	\$156,393	0.83
15-1131	Computer programmers	2,970	11.92	\$45.55	\$94,747	2.10	\$26.24	\$32.99	\$44.56	\$56.85	\$65.58	\$54,583	\$68,619	\$92,676	\$118,248	\$136,411	1.71
15-1132	Software developers, applications	30,400	4.09	\$51.31	\$106,731	1.09	\$30.25	\$39.74	\$50.47	\$62.31	\$75.89	\$62,918	\$82,664	\$104,982	\$129,604	\$157,861	1.86
15-1133	Software developers, systems software	11,170	5.32	\$59.81	\$124,414	3.43	\$37.62	\$45.51	\$66.42	\$69.61	\$82.13	\$78,245	\$94,653	\$117,350	\$144,796	\$170,835	1.52
15-1134	Web developers	2,490	8.88	\$37.88	\$78,793	5.25	\$19.13	\$26.99	\$34.31	\$44.32	\$55.59	\$39,791	\$56,148	\$71,362	\$92,189	\$115,618	1.08
15-1141	Database administrators	2,710	8.30	\$43.95	\$91,407	1.58	\$24.88	\$32.16	\$44.36	\$55.32	\$63.49	\$51,745	\$66,898	\$92,261	\$115,056	\$132,057	1.36
15-1142	Network and computer systems administrators	11,610	4.16	\$40.46	\$84,165	0.79	\$24.49	\$31.55	\$39.05	\$48.95	\$59.58	\$50,934	\$65,620	\$81,234	\$101,823	\$123,917	1.75
15-1143	Computer network architects	6,040	6.05	\$55.43	\$115,304	1.16	\$33.79	\$42.94	\$54.79	\$68.01	\$78.34	\$70,286	\$89,319	\$113,971	\$141,470	\$162,937	2.19
15-1151	Computer user support specialists	14,390	3.96	\$29.06	\$60,442	1.41	\$16.98	\$21.23	\$27.26	\$35.35	\$45.49	\$35,318	\$44,159	\$56,701	\$73,535	\$94,625	1.26
15-1152	Computer network support specialists	3,660	9.57	\$35.55	\$73,947	2.51	\$20.26	\$25.35	\$33.64	\$44.29	\$54.72	\$42,141	\$52,738	\$69,976	\$92,131	\$113,814	1.11
15-1199	Computer, all other	16,440	5.70	\$49.27	\$102,475	1.78	\$27.97	\$36.84	\$48.00	\$59.78	\$72.93	\$58,180	\$76,618	\$99,834	\$124,347	\$151,701	2.38
15-2011	Actuaries	210	31.93	\$57.53	\$119,663	9.14	\$28.85	\$40.03	\$55.13	\$72.77	\$91.18	\$60,010	\$83,254	\$114,660	\$151,355	\$189,658	0.57
15-2021	Mathematicians	80	26.31	\$59.06	\$122,841	9.16	\$29.55	\$36.45	\$49.57	\$73.52	\$94.12	\$61,472	\$75,813	\$103,103	\$152,931	\$195,762	1.69
15-2031	Operations research analysts	890	9.94	\$43.40	\$90,266	2.83	\$23.81	\$32.22	\$40.59	\$52.18	\$63.64	\$49,529	\$67,021	\$84,417	\$108,539	\$132,366	0.47
15-2041	Statisticians	1,080	8.47	\$40.57	\$84,376	1.24	\$26.68	\$31.87	\$39.86	\$47.48	\$57	\$55,488	\$66,286	\$82,902	\$98,762	\$117,641	1.50
15-2090	Miscellaneous mathematical science	50	14.51	\$39.28	\$81,702	8.80	\$19.33	\$22.42	\$40.09	\$51.42	\$64.76	\$40,196	\$46,627	\$83,388	\$106,955	\$134,708	1.31
17-0000	Architecture and engineering	61,970	2.23	\$43.79	\$91,093	1.08	\$22.35	\$29.72	\$39.62	\$54.67	\$71.39	\$46,487	\$61,820	\$82,405	\$113,709	\$148,483	1.34
17-1011	Architects, except landscape and naval	3,800	7.90	\$35.14	\$73,087	2.42	\$21.29	\$26.23	\$31.58	\$41.80	\$54.59	\$44,293	\$54,556	\$65,682	\$86,936	\$113,546	2.01
17-1012	Landscape architects	680	24.09	\$33.96	\$70,643	4.37	\$21.78	\$26.47	\$32.44	\$40.23	\$49.52	\$45,303	\$55,057	\$67,477	\$83,682	\$102,992	2.01
17-1021	Cartographers and photogrammetrists	880	5.77	\$35.17	\$73,146	1.61	\$22.85	\$27.36	\$33.80	\$40.59	\$50.18	\$47,531	\$56,904	\$70,312	\$84,429	\$104,371	4.38
17-1022	Surveyors	1,550	12.18	\$31.73	\$66,007	2.17	\$20.11	\$24.00	\$30.00	\$37.74	\$46.82	\$41,832	\$49,921	\$62,404	\$78,503	\$97,380	1.89
17-2011	Aerospace engineers	1,890	14.21	\$59.65	\$124,068	6.38	\$32.89	\$41.08	\$55.54	\$75.17	\$94.51	\$68,416	\$85,453	\$115,528	\$156,344	\$196,583	1.63
17-2021	Agricultural engineers	30	8.36	\$39.69	\$82,565	3.20	\$21.53	\$33.68	\$39.36	\$45.86	\$54.79	\$44,782	\$70,062	\$81,878	\$95,384	\$113,964	#
17-2031	Biomedical engineers	570	7.21	\$46.58	\$96,879	2.04	\$30.64	\$37.02	\$46.07	\$56.12	\$63.99	\$63,722	\$76,997	\$95,834	\$116,735	\$133,091	1.65
17-2041	Chemical engineers	690	9.56	\$48.40	\$100,670	6.10	\$21.68	\$30.72	\$45.55	\$61.97	\$77.71	\$45,101	\$63,904	\$94,738	\$128,898	\$161,628	1.19
17-2051	Civil engineers	10,680	5.14	\$44.98	\$93,563	1.70	\$26.21	\$32.30	\$41.73	\$54.74	\$68.19	\$54,525	\$67,191	\$86,805	\$113,861	\$141,832	1.93
17-2061	Computer hardware engineers	3,880	9.61	\$56.31	\$117,124	1.91	\$33.02	\$42.16	\$55.77	\$69.93	\$80.96	\$68,682	\$87,694	\$116,009	\$145,463	\$168,395	3.53
17-2071	Electrical engineers	3,380	7.35	\$48.34	\$100,554	1.70	\$28.05	\$36.15	\$46.83	\$59.36	\$73.27	\$58,335	\$75,189	\$97,399	\$123,467	\$152,394	1.00
17-2072	Electronics engineers, except computer	5,620	10.11	\$50.75	\$105,560	1.80	\$31.84	\$37.67	\$47.73	\$62.62	\$77.25	\$66,224	\$78,360	\$99,273	\$130,253	\$160,670	2.32
17-2081	Environmental engineers	1,260	9.64	\$47.28	\$98,352	1.69	\$28.43	\$34.33	\$44.36	\$57.78	\$72.68	\$59,132	\$71,401	\$92,272	\$120,189	\$151,179	1.31
17-2111	Health and safety engineers, except mining safety engineers and inspectors	360	6.54	\$49.97	\$103,938	2.46	\$33.20	\$39.58	\$47.80	\$59.73	\$72.75	\$69,053	\$82,325	\$99,428	\$124,238	\$151,326	0.76
17-2112	Industrial engineers	3,250	4.05	\$48.30	\$100,463	1.55	\$29.65	\$36.60	\$46.69	\$58.22	\$70.41	\$61,675	\$76,120	\$97,123	\$121,088	\$146,451	0.64
17-2131	Materials engineers	470	7.25	\$48.53	\$100,941	3.54	\$28.72	\$35.90	\$45.74	\$60.16	\$77.30	\$59,730	\$74,672	\$95,148	\$125,125	\$160,781	0.97

Data unavailable

Occupational Code	Occupational Title	Employment Estimate	Employment Percentage Relative Standard Error	Average Hourly Wage	Average Annual Wage	Wage Percentage Relative Standard Error	10th Percentile (Hourly)	25th Percentile (Hourly)	50th Percentile (Hourly)	75th Percentile (Hourly)	90th Percentile (Hourly)	10th Percentile (Annual)	25th Percentile (Annual)	50th Percentile (Annual)	75th Percentile (Annual)	90th Percentile (Annual)	Location Quotients
13-1141	Compensation, benefits, and job analysis specialists	1,430	8.42	\$34.78	\$72,347	2.33	\$19.15	\$25.34	\$33.00	\$41.86	\$52.65	\$39,838	\$52,716	\$68,650	\$87,067	\$109,508	0.94
13-1151	Training and development specialists	6,260	3.62	\$34.72	\$72,209	1.95	\$17.43	\$24.16	\$32.35	\$44.05	\$55.01	\$36,257	\$50,250	\$67,284	\$91,621	\$114,411	1.19
13-1161	Market research analysts and marketing specialists	18,810	3.20	\$35.32	\$73,455	1.13	\$17.64	\$23.70	\$31.44	\$43.49	\$60.36	\$36,700	\$49,306	\$65,401	\$90,460	\$125,551	1.63
13-1199	Business operations specialists, all other	43,800	1.74	\$39.48	\$82,126	1.38	\$20.69	\$26.73	\$36.01	\$47.86	\$61.51	\$43,035	\$55,595	\$74,908	\$99,553	\$127,936	2.28
13-2011	Accountants and auditors	36,290	2.15	\$39.58	\$82,319	1.52	\$21.09	\$27.00	\$35.07	\$47.30	\$61.40	\$43,861	\$56,169	\$72,939	\$98,377	\$127,716	1.59
13-2021	Appraisers and assessors of real estate	1,590	18.11	\$38.17	\$79,393	12.94	\$19.03	\$23.23	\$33.13	\$48.78	\$67.25	\$39,580	\$48,328	\$68,900	\$101,454	\$139,890	1.51
13-2031	Budget analysts	1,020	2.42	\$39.93	\$83,056	0.92	\$27.96	\$32.55	\$38.28	\$46.03	\$54.15	\$58,165	\$67,708	\$79,625	\$95,751	\$112,638	1.07
13-2041	Credit analysts	1,370	12.07	\$36.96	\$76,874	2.98	\$22.41	\$26.65	\$33.56	\$43.59	\$57.14	\$46,605	\$55,436	\$69,807	\$90,675	\$118,848	1.01
13-2051	Financial analysts	3,770	10.29	\$52.46	\$109,124	6.60	\$22.95	\$30.77	\$43.30	\$61.11	\$96.94	\$47,744	\$63,995	\$90,062	\$127,115	\$201,629	0.68
13-2052	Personal financial advisors	4,010	11.37	\$49.78	\$103,537	7.64	\$22.56	\$28.49	\$40.92	\$53.40	\$94.88	\$46,918	\$59,263	\$85,116	\$111,067	\$197,356	1.11
13-2053	Insurance underwriters	1,330	13.98	\$37.10	\$77,174	3.90	\$22.30	\$26.92	\$34.22	\$45.79	\$59	\$46,385	\$56,003	\$71,175	\$95,249	\$121,880	0.76
13-2061	Financial examiners	1,320	12.89	\$39.61	\$82,383	3.07	\$22.66	\$28.75	\$36.45	\$47.52	\$61	\$47,139	\$59,809	\$75,813	\$98,835	\$127,601	1.24
13-2072	Loan officers	5,170	7.53	\$34.14	\$71,004	3.30	\$13.13	\$19.88	\$29.33	\$42.34	\$57.66	\$27,314	\$41,353	\$61,009	\$88,064	\$119,931	0.94
13-2081	Tax examiners and collectors, and revenue agents	610	0.10	\$31.24	\$64,973	1.44	\$19.40	\$21.48	\$28.11	\$38.22	\$51.70	\$40,343	\$44,683	\$58,470	\$79,504	\$107,541	0.62
13-2082	Tax preparers	1,130	28.28	\$27.72	\$57,649	7.97	\$13.68	\$18.59	\$27.25	\$32.23	\$41.12	\$28,456	\$38,667	\$56,689	\$67,043	\$85,538	0.91
13-2099	Financial specialists, all other	3,650	7.54	\$40.29	\$83,799	3.98	\$20.66	\$28.03	\$35.90	\$48.04	\$65.82	\$42,967	\$58,308	\$74,678	\$99,930	\$136,903	1.57
15-0000	Computer and mathematical	116,930	1.93	\$46.58	\$96,884	0.85	\$24.51	\$33.07	\$45.06	\$58.29	\$72.03	\$50,989	\$68,792	\$93,726	\$121,252	\$149,823	1.47
15-1111	Computer and information research scientists	480	12.12	\$58.26	\$121,178.00	4.79	\$32.01	\$43.96	\$66.41	\$70.10	\$81.20	\$66,579.00	\$91,429.00	\$117,325.00	\$145,813.00	\$168,906.00	0.88
15-1121	Computer systems analysts	8,680	4.48	\$46.17	\$96,025	0.86	\$28.63	\$35.43	\$45.00	\$55.99	\$65.40	\$59,550	\$73,690	\$93,600	\$116,450	\$136,031	0.81
15-1122	Information security analysts	3,590	8.26	\$49.43	\$102,823	2.86	\$27.64	\$36.05	\$47.16	\$60.20	\$75.19	\$57,499	\$74,975	\$98,093	\$125,210	\$156,393	1.83
15-1131	Computer programmers	2,970	11.92	\$45.55	\$94,747	2.10	\$26.24	\$32.99	\$44.56	\$56.85	\$65.58	\$54,583	\$68,619	\$92,676	\$118,248	\$136,411	0.71
15-1132	Software developers, applications	30,400	4.09	\$51.31	\$106,731	1.09	\$30.25	\$39.74	\$50.47	\$62.31	\$75.89	\$62,918	\$82,664	\$104,982	\$129,604	\$157,861	1.86
15-1133	Software developers, systems software	11,170	5.32	\$59.81	\$124,414	3.43	\$37.62	\$45.51	\$66.42	\$69.61	\$82.13	\$78,245	\$94,653	\$117,350	\$144,796	\$170,835	1.52
15-1134	Web developers	2,490	8.88	\$37.88	\$78,793	5.25	\$19.13	\$26.99	\$34.31	\$44.32	\$55.59	\$39,791	\$56,148	\$71,362	\$92,189	\$115,618	1.08
15-1141	Database administrators	2,710	8.30	\$43.95	\$91,407	1.58	\$24.88	\$32.16	\$44.36	\$55.32	\$63.49	\$51,745	\$66,898	\$92,261	\$115,056	\$132,057	1.36
15-1142	Network and computer systems administrators	11,610	4.16	\$40.46	\$84,165	0.79	\$24.49	\$31.55	\$39.05	\$48.95	\$59.58	\$50,934	\$65,620	\$81,234	\$101,823	\$123,917	1.75
15-1143	Computer network architects	6,040	6.05	\$55.43	\$115,304	1.16	\$33.79	\$42.94	\$54.79	\$68.01	\$78.34	\$70,286	\$89,319	\$113,971	\$141,470	\$162,937	2.19
15-1151	Computer user support specialists	14,390	3.96	\$29.06	\$60,442	1.41	\$16.98	\$21.23	\$27.26	\$35.35	\$45.49	\$35,318	\$44,159	\$56,701	\$73,535	\$94,625	1.26
15-1152	Computer network support specialists	3,660	9.57	\$35.55	\$73,947	2.51	\$20.26	\$25.35	\$33.64	\$44.29	\$54.72	\$42,141	\$52,738	\$69,976	\$92,131	\$113,814	1.11
15-1199	Computer, all other	16,440	5.70	\$49.27	\$102,475	1.78	\$27.97	\$36.84	\$48.00	\$59.78	\$72.93	\$58,180	\$76,618	\$99,834	\$124,347	\$151,701	2.38
15-2011	Actuaries	210	31.93	\$57.53	\$119,663	9.14	\$28.85	\$40.03	\$55.13	\$72.77	\$91.18	\$60,010	\$83,254	\$114,660	\$151,355	\$189,658	0.57
15-2021	Mathematicians	80	26.31	\$59.06	\$122,841	9.16	\$29.55	\$36.45	\$49.57	\$73.52	\$94.12	\$61,472	\$75,813	\$103,103	\$152,931	\$195,762	1.69
15-2031	Operations research analysts	890	9.94	\$43.40	\$90,266	2.83	\$23.81	\$32.22	\$40.59	\$52.18	\$63.64	\$49,529	\$67,021	\$84,417	\$108,539	\$132,366	0.47
15-2041	Statisticians	1,080	8.47	\$40.57	\$84,376	1.24	\$26.68	\$31.87	\$39.86	\$47.48	\$57	\$55,488	\$66,286	\$82,902	\$98,762	\$117,641	1.50
15-2090	Miscellaneous mathematical science	50	14.51	\$39.28	\$81,702	8.80	\$19.33	\$22.42	\$40.09	\$51.42	\$64.76	\$40,196	\$46,627	\$63,388	\$106,955	\$134,708	1.31
17-0000	Architecture and engineering	61,970	2.23	\$43.79	\$91,093	1.08	\$22.35	\$29.72	\$39.62	\$54.67	\$71.39	\$46,487	\$61,820	\$82,405	\$113,709	\$148,483	1.34
17-1011	Architects, except landscape and naval	3,800	7.90	\$35.14	\$73,087	2.42	\$21.29	\$26.23	\$31.58	\$41.80	\$54.59	\$44,293	\$54,556	\$65,682	\$86,936	\$113,546	2.01
17-1012	Landscape architects	680	24.09	\$33.96	\$70,643	4.37	\$21.78	\$26.47	\$32.44	\$40.23	\$49.52	\$45,303	\$55,057	\$67,477	\$83,682	\$102,992	2.01
17-1021	Cartographers and photogrammetrists	880	5.77	\$35.17	\$73,146	1.61	\$22.85	\$27.36	\$33.80	\$40.59	\$50.18	\$47,531	\$56,904	\$70,312	\$84,429	\$104,371	4.38
17-1022	Surveyors	1,550	12.18	\$31.73	\$66,007	2.17	\$20.11	\$24.00	\$30.00	\$37.74	\$46.82	\$41,832	\$49,921	\$62,404	\$78,503	\$97,380	1.89
17-2011	Aerospace engineers	1,890	14.21	\$59.65	\$124,068	6.38	\$32.89	\$41.08	\$55.54	\$75.17	\$94.51	\$68,416	\$85,453	\$115,528	\$156,344	\$196,583	1.63
17-2021	Agricultural engineers	30	8.36	\$39.69	\$82,565	3.20	\$21.53	\$33.68	\$39.36	\$45.86	\$54.79	\$44,782	\$70,062	\$81,878	\$95,384	\$113,964	#
17-2031	Biomedical engineers	570	7.21	\$46.58	\$96,879	2.04	\$30.64	\$37.02	\$46.07	\$56.12	\$63.99	\$63,722	\$76,997	\$95,834	\$116,735	\$133,091	1.65
17-2041	Chemical engineers	690	9.56	\$48.40	\$100,670	6.10	\$21.68	\$30.72	\$45.55	\$61.97	\$77.71	\$45,101	\$63,904	\$94,738	\$128,898	\$161,628	1.19
17-2051	Civil engineers	10,680	5.14	\$44.98	\$93,563	1.70	\$26.21	\$32.30	\$41.73	\$54.74	\$68.19	\$54,525	\$67,191	\$86,805	\$113,861	\$141,832	1.93
17-2061	Computer hardware engineers	3,880	9.61	\$56.31	\$117,124	1.91	\$33.02	\$42.16	\$55.77	\$69.93	\$80.96	\$68,682	\$87,694	\$116,009	\$145,463	\$168,395	3.53
17-2071	Electrical engineers	3,380	7.35	\$48.34	\$100,554	1.70	\$28.05	\$36.15	\$46.83	\$59.36	\$73.27	\$58,335	\$75,189	\$97,399	\$123,467	\$152,394	1.00
17-2072	Electronics engineers, except computer	5,620	10.11	\$50.75	\$105,560	1.80	\$31.84	\$37.67	\$47.73	\$62.62	\$77.25	\$66,224	\$78,360	\$99,273	\$130,253	\$160,670	2.32
17-2081	Environmental engineers	1,260	9.64	\$47.28	\$98,352	1.69	\$28.43	\$34.33	\$44.36	\$57.78	\$72.68	\$59,132	\$71,401	\$92,272	\$120,189	\$151,179	1.31
17-2111	Health and safety engineers, except mining safety engineers and inspectors	360	6.54	\$49.97	\$103,938	2.46	\$33.20	\$39.58	\$47.80	\$59.73	\$72.75	\$69,053	\$82,325	\$99,428	\$124,238	\$151,326	0.76
17-2112	Industrial engineers	3,250	4.05	\$48.30	\$100,463	1.55	\$29.65	\$36.60	\$46.69	\$58.22	\$70.41	\$61,675	\$76,120	\$97,123	\$121,088	\$146,451	0.64
17-2131	Materials engineers	470	7.25	\$48.53	\$100,941	3.54	\$28.72	\$35.90	\$45.74	\$60.16	\$77.30	\$59,730	\$74,672	\$95,148	\$125,125	\$160,781	0.97

Data unavailable

Occupational Code	Occupational Title	Employment Estimate	Employment Percentage Relative Standard Error	Average Hourly Wage	Average Annual Wage	Wage Percentage Relative Standard Error	10th Percentile (Hourly)	25th Percentile (Hourly)	50th Percentile (Hourly)	75th Percentile (Hourly)	90th Percentile (Hourly)	10th Percentile (Annual)	25th Percentile (Annual)	50th Percentile (Annual)	75th Percentile (Annual)	90th Percentile (Annual)	Location Quotients
19-4041	Geological and petroleum technicians	720	21.98	#	#	#	#	#	#	#	#	#	#	#	#	#	2.63
19-4061	Social science research assistants	220	20.64	\$25.15	\$52,320	2.32	\$14.31	\$18.41	\$23.80	\$29.58	\$37.82	\$29,771	\$38,302	\$49,513	\$61,533	\$78,674	0.35
19-4091	Environmental science and protection technicians, including health	760	23.20	\$23.96	\$49,842	2.18	\$17.00	\$19.65	\$22.85	\$27.42	\$33.16	\$35,365	\$40,869	\$47,519	\$57,030	\$68,983	1.28
19-4092	Forensic science technicians	320	0.44	\$31.13	\$64,740	1.07	\$20.99	\$25.54	\$30.23	\$36.89	\$43.93	\$43,656	\$53,118	\$62,872	\$76,737	\$91,370	1.11
19-4093	Forest and conservation technicians	1,120	2.84	\$18.81	\$39,116	1.02	\$13.91	\$14.50	\$16.06	\$21.87	\$27.40	\$28,931	\$30,164	\$33,404	\$45,496	\$56,982	2.06
19-4099	Life, physical, and social science technicians, all other	1,350	9.60	\$24.95	\$51,893	3.13	\$13.44	\$17.60	\$23.55	\$29.49	\$38.66	\$27,960	\$36,601	\$48,983	\$61,346	\$80,418	1.14
21-0000	Community and social services	39,470	1.99	\$23.98	\$49,872	1.13	\$13.64	\$17.21	\$22.60	\$28.91	\$36.38	\$28,367	\$35,799	\$47,016	\$60,134	\$75,677	1.00
21-1012	Educational, guidance, school, and vocational counselors	4,680	2.05	\$25.53	\$53,093	2.15	\$16.51	\$20.34	\$23.88	\$29.53	\$36.52	\$34,344	\$42,301	\$49,667	\$61,417	\$75,965	0.91
21-1013	Marriage and family therapists	750	22.78	\$36.01	\$74,898	14.42	\$12.51	\$23.81	\$31.30	\$38.26	\$48.88	\$26,021	\$49,518	\$65,108	\$79,591	\$101,667	0.85
21-1015	Rehabilitation counselors	1,650	15.54	\$25.30	\$52,620	7.87	\$13.05	\$15.31	\$22.41	\$32.09	\$37.66	\$27,146	\$31,852	\$46,611	\$66,739	\$78,342	0.85
21-1018	Substance abuse, behavioral disorder, and mental health counselors	7,770	5.11	\$23.31	\$48,485	1.53	\$13.76	\$17.23	\$22.35	\$28.64	\$34.89	\$28,614	\$35,845	\$46,483	\$59,581	\$72,579	1.60
21-1019	Counselors, all other	280	12.71	\$26.79	\$55,731	3.40	\$16.69	\$20.59	\$25.28	\$30.57	\$38.46	\$34,712	\$42,822	\$52,573	\$63,589	\$80,000	0.58
21-1021	Child, family, and school social workers	6,700	4.98	\$24.55	\$51,061	1.58	\$15.01	\$17.82	\$22.67	\$29.04	\$37.80	\$31,231	\$37,058	\$47,157	\$60,414	\$78,634	1.16
21-1022	Healthcare social workers	3,130	5.05	\$25.07	\$52,154	2.06	\$15.73	\$18.72	\$24.28	\$29.80	\$36.30	\$32,710	\$38,942	\$50,500	\$61,974	\$75,513	1.03
21-1023	Mental health and substance abuse social workers	1,780	8.31	\$22.58	\$46,977	2.07	\$14.95	\$17.44	\$21.85	\$27.43	\$31.77	\$31,090	\$36,274	\$45,438	\$57,051	\$66,079	0.84
21-1029	Social workers, all other	1,360	5.25	\$26.25	\$54,598	2.45	\$15.49	\$18.43	\$25.03	\$33.70	\$39.47	\$32,222	\$38,331	\$52,071	\$70,097	\$82,105	1.30
21-1091	Health educators	810	12.24	\$27.31	\$56,795	2.85	\$16.83	\$20.71	\$26.46	\$31.69	\$39.65	\$35,002	\$43,066	\$55,032	\$65,915	\$82,467	0.76
21-1092	Probation officers and correctional treatment specialists	2,250	2.80	\$28.92	\$60,144	0.72	\$21.58	\$23.88	\$27.16	\$33.27	\$40.92	\$44,893	\$49,662	\$56,486	\$69,205	\$85,121	1.42
21-1093	Social and human service assistants	3,170	12.97	\$17.40	\$36,184	1.44	\$12.12	\$14.41	\$16.87	\$19.25	\$23.44	\$25,211	\$29,964	\$35,080	\$40,034	\$48,750	0.45
21-1094	Community health workers	760	10.12	\$20.19	\$42,001	2.34	\$14.12	\$16.21	\$18.67	\$23.53	\$28.87	\$29,360	\$33,713	\$38,833	\$48,943	\$60,043	0.75
21-1099	Community and social service specialists, all other	3,210	7.79	\$19.86	\$41,302	2.57	\$10.48	\$12.20	\$17.54	\$24.33	\$32.09	\$21,791	\$25,380	\$36,477	\$50,613	\$66,750	1.81
21-2011	Clergy	520	8.18	\$26.77	\$55,692	1.57	\$18.87	\$22.10	\$26.24	\$29.77	\$36.67	\$39,250	\$45,962	\$54,582	\$61,931	\$76,278	0.56
21-2021	Directors, religious activities and education	210	16.94	\$32.92	\$68,480	6.43	\$15.90	\$20.53	\$32.60	\$43.25	\$48.44	\$33,079	\$42,712	\$67,811	\$89,958	\$100,761	0.53
21-2099	Religious workers, all other	450	16.96	\$19.50	\$40,561	6.76	\$10.21	\$11.47	\$14.97	\$23.98	\$35.17	\$21,229	\$23,862	\$31,130	\$49,879	\$73,150	2.92
23-0000	Legal	22,540	2.90	\$54.54	\$113,442	4.45	\$21.51	\$28.80	\$41.59	\$70.59	#	\$44,721	\$59,895	\$86,508	\$146,835	#	1.10
23-1011	Lawyers	12,930	3.77	\$70.94	\$147,559	5.24	\$32.04	\$40.53	\$61.09	\$87.42	#	\$66,642	\$84,308	\$127,068	\$181,825	#	1.11
23-1012	Judicial law clerks	200	16.75	\$26.05	\$54,180	2.11	\$22.39	\$22.40	\$28.03	\$28.87	\$34.39	\$46,572	\$46,582	\$58,304	\$60,050	\$71,541	0.69
23-1021	Administrative law judges, adjudicators, and hearing officers	220	3.73	\$52.57	\$109,344	5.64	\$32.03	\$36.07	\$51.26	\$63.06	\$83.89	\$66,631	\$75,020	\$106,615	\$131,155	\$174,492	0.84
23-1022	Arbitrators, mediators, and conciliators	110	19.97	\$28.60	\$59,494	3.24	\$20.50	\$22.62	\$26.69	\$31.66	\$42.95	\$42,642	\$47,057	\$55,505	\$65,854	\$89,329	0.96
23-1023	Judges, magistrate judges, and magistrates	560	2.17	\$72.54	\$150,889	1.17	\$63.08	\$68.16	\$76.24	\$79.67	\$81.83	\$131,203	\$141,769	\$158,575	\$165,705	\$170,215	1.08
23-2011	Paralegals and legal assistants	5,250	8.71	\$28.05	\$58,352	1.97	\$17.06	\$21.58	\$27.26	\$34.11	\$39.84	\$35,478	\$44,884	\$56,710	\$70,948	\$82,867	0.94
23-2091	Court reporters	320	25.49	\$35.41	\$73,656	12.55	\$21.98	\$26.59	\$33.54	\$41.76	\$49	\$45,725	\$55,307	\$69,756	\$86,857	\$102,357	1.22
23-2093	Title examiners, abstractors, and searchers	1,240	12.05	\$31.20	\$64,899	3.47	\$19.50	\$23.05	\$28.52	\$36.60	\$48.09	\$40,554	\$47,949	\$59,318	\$76,123	\$100,021	1.31
23-2099	Legal support workers, all other	1,710	10.64	\$31.74	\$66,027	4.49	\$16.15	\$20.49	\$27.98	\$40.30	\$50.73	\$33,590	\$42,610	\$58,195	\$83,834	\$105,519	2.19
25-0000	Education, training, and library	143,090	0.87	\$26.40	\$54,913	3.68	\$12.84	\$16.67	\$22.69	\$30.83	\$41.18	\$26,712	\$34,666	\$47,205	\$64,120	\$85,644	0.90
25-1011	Business teachers, postsecondary	1,540	2.85	#	\$85,566	6.05	#	#	#	#	#	\$32,625	\$43,229	\$71,411	\$114,203	\$162,759	1.01
25-1021	Computer science teachers, postsecondary	560	8.40	#	\$84,262	3.51	#	#	#	#	#	\$34,543	\$46,353	\$73,305	\$115,172	\$144,720	0.95
25-1022	Mathematical science teachers, postsecondary	1,010	3.03	#	\$69,149	3.20	#	#	#	#	#	\$37,939	\$47,394	\$60,731	\$83,213	\$114,136	1.09
25-1031	Architecture teachers, postsecondary	120	0.00	#	\$76,348	1.85	#	#	#	#	#	\$41,041	\$65,240	\$75,021	\$86,553	\$105,285	0.95
25-1032	Engineering teachers, postsecondary	1,040	12.89	#	\$106,950	2.95	#	#	#	#	#	\$47,331	\$77,820	\$101,146	\$130,760	\$167,625	1.52
25-1041	Agricultural sciences teachers, postsecondary	220	26.44	#	\$87,141	4.91	#	#	#	#	#	\$40,501	\$59,840	\$77,999	\$109,245	\$149,391	1.15
25-1042	Biological science teachers, postsecondary	890	2.58	#	\$79,732	5.05	#	#	#	#	#	\$36,651	\$52,900	\$70,764	\$101,904	\$130,378	0.95
25-1043	Forestry and conservation science teachers, postsecondary	130	25.67	#	\$91,263	5.59	#	#	#	#	#	\$48,101	\$69,273	\$91,942	\$114,828	\$127,446	3.35
25-1051	Atmospheric, earth, marine, and space sciences teachers, postsecondary	380	6.82	#	\$94,450	4.78	#	#	#	#	#	\$37,300	\$57,260	\$90,115	\$126,123	\$162,427	1.88
25-1052	Chemistry teachers, postsecondary	410	4.46	#	\$87,960.00	\$4.47	#	#	#	#	#	\$43,962.00	\$54,075.00	\$76,183.00	\$109,335.00	\$154,525.00	1.05
25-1053	Environmental science teachers, postsecondary	130	3.60	#	\$69,647	5.27	#	#	#	#	#	\$36,973	\$47,304	\$63,045	\$85,974	\$107,142	1.14
25-1054	Physics teachers, postsecondary	320	6.75	#	\$91,116	3.48	#	#	#	#	#	\$43,178	\$58,466	\$85,986	\$119,786	\$153,323	1.30

Data unavailable

Occupational Code	Occupational Title	Employment Estimate	Employment Percentage Relative Standard Error	Average Hourly Wage	Average Annual Wage	Wage Percentage Relative Standard Error	10th Percentile (Hourly)	25th Percentile (Hourly)	50th Percentile (Hourly)	75th Percentile (Hourly)	90th Percentile (Hourly)	10th Percentile (Annual)	25th Percentile (Annual)	50th Percentile (Annual)	75th Percentile (Annual)	90th Percentile (Annual)	Location Quotients
25-1061	Anthropology and archeology teachers, postsecondary	180	1.43	#	\$71,900	2.57	#	#	#	#	#	\$35,991	\$45,542	\$67,330	\$95,244	\$120,564	1.69
25-1062	Area, ethnic, and cultural studies teachers, postsecondary	210	2.11	#	\$65,025	3.94	#	#	#	#	#	\$21,234	\$37,526	\$59,717	\$85,240	\$111,229	1.15
25-1063	Economics teachers, postsecondary	290	3.82	#	\$104,536	5.72	#	#	#	#	#	\$41,744	\$61,775	\$97,923	\$131,367	\$172,984	1.25
25-1064	Geography teachers, postsecondary	150	2.43	#	\$78,574	3.26	#	#	#	#	#	\$36,718	\$50,279	\$75,521	\$102,912	\$125,681	2.05
25-1065	Political science teachers, postsecondary	320	1.56	#	\$82,868	5.16	#	#	#	#	#	\$34,283	\$51,630	\$76,478	\$104,515	\$134,338	1.12
25-1066	Psychology teachers, postsecondary	800	1.37	#	\$68,006	9.12	#	#	#	#	#	\$24,425	\$35,243	\$60,504	\$90,678	\$121,122	1.18
25-1067	Sociology teachers, postsecondary	290	2.55	#	\$68,895	3.61	#	#	#	#	#	\$36,837	\$45,077	\$62,887	\$82,484	\$112,347	1.16
25-1071	Health specialties teachers, postsecondary	5,810	4.79	#	\$144,876	13.01	#	#	#	#	#	\$50,824	\$76,066	\$116,826	\$194,170		1.61
25-1072	Nursing instructors and teachers, postsecondary	1,260	5.00	#	\$62,724	8.08	#	#	#	#	#	\$21,235	\$35,753	\$59,138	\$84,400	\$104,501	1.25
25-1081	Education teachers, postsecondary	1,240	2.56	#	\$65,179	7.33	#	#	#	#	#	\$24,877	\$37,665	\$61,253	\$80,311	\$105,145	1.12
25-1082	Library science teachers, postsecondary	110	0.00	#	\$71,832	1.48	#	#	#	#	#	\$45,679	\$57,120	\$68,464	\$85,003	\$103,834	1.27
25-1111	Criminal justice and law enforcement teachers, postsecondary	430	7.85	#	\$62,037	8.67	#	#	#	#	#	\$26,270	\$36,985	\$57,017	\$79,548	\$114,634	1.59
25-1112	Law teachers, postsecondary	190	2.31	#	\$135,309	3.57	#	#	#	#	#	\$56,370	\$82,156	\$130,776	\$180,607		0.61
25-1113	Social work teachers, postsecondary	290	7.17	#	\$65,223	8.25	#	#	#	#	#	\$31,925	\$38,926	\$60,206	\$83,433	\$103,541	1.28
25-1121	Art, drama, and music teachers, postsecondary	1,880	4.32	#	\$60,822	3.33	#	#	#	#	#	\$28,495	\$39,514	\$55,406	\$76,696	\$101,940.00	1.10
25-1122	Communications teachers, postsecondary	620	1.84	#	\$58,274	3.32	#	#	#	#	#	\$29,300	\$36,106	\$47,899	\$72,607	\$100,422	1.17
25-1123	English language and literature teachers, postsecondary	1,410	2.53	#	\$60,444	2.54	#	#	#	#	#	\$34,262	\$40,314	\$53,127	\$72,108	\$98,042	1.14
25-1124	Foreign language and literature teachers, postsecondary	510	3.38	#	\$65,045	2.06	#	#	#	#	#	\$36,782	\$46,194	\$59,526	\$76,735	\$100,976	1.09
25-1125	History teachers, postsecondary	360	2.50	#	\$70,688	3.45	#	#	#	#	#	\$36,305	\$44,808	\$62,080	\$88,550	\$118,665	0.98
25-1126	Philosophy and religion teachers, postsecondary	460	3.82	#	\$65,216	3.64	#	#	#	#	#	\$30,305	\$38,756	\$56,651	\$80,251	\$115,269	1.11
25-1191	Graduate teaching assistants	#	#	#	\$39,186	3.81	#	#	#	#	#	\$21,233	\$27,440	\$35,902	\$50,466	\$61,109	#
25-1193	Recreation and fitness studies teachers, postsecondary	160	6.69	#	\$56,712	4.78	#	#	#	#	#	\$33,845	\$37,348	\$48,269	\$71,527	\$98,973	0.54
25-1194	Vocational education teachers, postsecondary	2,050	6.76	\$26.64	\$55,421	2.96	\$15.87	\$19.83	\$25.51	\$31.08	\$40.71	\$33,000	\$41,255	\$53,063	\$64,636	\$84,678	1.03
25-1199	Postsecondary teachers, all other	410	3.50	#	\$63,919	4.15	#	#	#	#	#	\$26,592	\$38,685	\$55,926	\$77,604	\$103,831	0.12
25-2011	Preschool teachers, except special education	8,700	9.77	\$15.93	\$33,143	2.21	\$11.45	\$12.86	\$14.63	\$17.79	\$22.46	\$23,824	\$26,748	\$30,434	\$36,995	\$46,712	1.13
25-2012	Kindergarten teachers, except special education	3,630	3.38	#	\$50,018	2.32	#	#	#	#	#	\$33,577	\$39,744	\$47,755	\$59,550	\$72,815	1.53
25-2021	Elementary school teachers, except special education	24,910	0.95	#	\$53,397	1.78	#	#	#	#	#	\$35,843	\$42,149	\$50,335	\$63,102	\$76,747	0.97
25-2022	Middle school teachers, except special and career/technical educa	13,070	0.97	#	\$53,400	1.75	#	#	#	#	#	\$36,013	\$42,391	\$50,129	\$63,262	\$76,726	1.18
25-2023	Career/technical education teachers, middle school	240	2.53	#	\$57,910	3.04	#	#	#	#	#	\$39,364	\$45,569	\$55,944	\$69,650	\$81,112	1.13
25-2031	Secondary school teachers, except special and career/technical ed	16,950	1.62	#	\$55,109	1.64	#	#	#	#	#	\$37,104	\$43,335	\$51,782	\$65,614	\$78,572	0.89
25-2032	Career/technical education teachers, secondary school	750	2.44	#	\$55,890	2.19	#	#	#	#	#	\$34,680	\$43,454	\$54,316	\$67,085	\$79,901	0.53
25-2051	Special education teachers, preschool	890	0.41	#	\$56,825	1.51	#	#	#	#	#	\$39,654	\$44,866	\$53,619	\$66,620	\$79,762	2.08
25-2052	Special education teachers, kindergarten and elementary school	3,510	0.93	#	\$54,500	1.55	#	#	#	#	#	\$38,650	\$43,729	\$51,207	\$62,913	\$77,060	1.05
25-2053	Special education teachers, middle school	1,800	1.25	#	\$54,922	1.80	#	#	#	#	#	\$38,502	\$43,674	\$50,971	\$63,914	\$78,443	1.13
25-2054	Special education teachers, secondary school	2,290	1.69	#	\$55,776	1.42	#	#	#	#	#	\$39,413	\$44,446	\$52,698	\$64,919	\$78,446	0.89
25-2059	Special education teachers, all other	200	15.47	#	\$51,372	4.71	#	#	#	#	#	\$33,135	\$38,230	\$51,053	\$62,327	\$73,869	0.30
25-3011	Adult basic and secondary education and literacy teachers and ins	780	13.72	\$22.92	\$47,668	3.83	\$10.21	\$16.45	\$22.63	\$28.08	\$31.31	\$21,234	\$34,212	\$47,077	\$58,407	\$65,115	0.74
25-3021	Self-enrichment education teachers	3,400	12.75	\$20.43	\$42,485	4.21	\$10.21	\$13.80	\$17.93	\$24.15	\$34.16	\$21,235	\$28,711	\$37,293	\$50,230	\$71,048	0.77
25-3097	Teachers and instructors, all other, except substitute teachers	3,720	9.73	#	\$45,998	5.04	#	#	#	#	#	\$23,855	\$27,849	\$36,026	\$54,443	\$76,392	0.65
25-4011	Archivists	80	20.84	\$24.56	\$51,082	4.86	\$13.28	\$16.39	\$20.43	\$31.73	\$40.34	\$27,618	\$34,095	\$42,504	\$66,007	\$83,909	0.69
25-4012	Curators	220	6.35	\$29.85	\$62,094	2.53	\$17.89	\$22.71	\$28.19	\$35.00	\$43.90	\$37,207	\$47,230	\$58,645	\$72,795	\$91,319	0.98
25-4013	Museum technicians and conservators	280	15.62	\$20.47	\$42,575	4.04	\$13.13	\$15.13	\$18.47	\$24.00	\$30.81	\$27,306	\$31,474	\$38,414	\$49,922	\$64,090	1.19
25-4021	Librarians	2,120	2.63	\$30.75	\$63,963	1.46	\$19.82	\$24.15	\$29.02	\$36.50	\$45.58	\$41,221	\$50,232	\$60,369	\$75,913	\$94,803	0.93
25-4031	Library technicians	2,820	5.64	\$16.53	\$34,382	1.20	\$11.00	\$12.71	\$16.11	\$19.45	\$23.12	\$22,890	\$26,440	\$33,498	\$40,465	\$48,079	1.76
25-9011	Audio-visual and multimedia collections specialists	20	0.00	\$23.95	\$49,820	2.80	\$16.55	\$20.90	\$25.18	\$28.13	\$29.93	\$34,421	\$43,462	\$52,384	\$58,514	\$62,249	#

Data unavailable

Occupational Code	Occupational Title	Employment Estimate	Employment Percentage Relative Standard Error	Average Hourly Wage	Average Annual Wage	Wage Percentage Relative Standard Error	10th Percentile (Hourly)	25th Percentile (Hourly)	50th Percentile (Hourly)	75th Percentile (Hourly)	90th Percentile (Hourly)	10th Percentile (Annual)	25th Percentile (Annual)	50th Percentile (Annual)	75th Percentile (Annual)	90th Percentile (Annual)	Location Quotients
25-9021	Farm and home management advisors	150	0.21	\$30.15	\$62,712	2.44	\$20.33	\$25.13	\$29.81	\$35.81	\$39.74	\$42,286	\$52,265	\$62,014	\$74,489	\$82,649	1.04
25-9031	Instructional coordinators	2,970	3.48	\$32.46	\$67,523	1.60	\$20.43	\$25.36	\$32.04	\$38.49	\$46.17	\$42,500	\$52,752	\$66,652	\$80,066	\$96,025	1.00
25-9041	Teacher assistants	20,240	1.62	#	\$29,901	1.04	#	#	#	#	#	\$22,479	\$25,001	\$28,546	\$33,245	\$39,324	0.84
25-9099	Education, training, and library workers, all other	2,340	4.34	\$26.13	\$54,350	2.30	\$14.63	\$19.57	\$24.24	\$32.19	\$39.95	\$30,440	\$40,702	\$50,421	\$66,958	\$83,098	1.21
27-0000	Arts, design, entertainment, sports, and media	40,640	2.22	\$26.55	\$55,233	1.74	\$10.96	\$14.56	\$22.26	\$32.53	\$45.53	\$22,802	\$30,282	\$46,311	\$67,656	\$94,705	1.15
27-1011	Art directors	570	12.77	\$44.44	\$92,441	5.90	\$24.89	\$29.52	\$38.79	\$48.36	\$67.73	\$51,776	\$61,392	\$80,678	\$100,588	\$140,882	0.78
27-1012	Craft artists	140	33.19	\$18.17	\$37,793	14.91	\$10.70	\$11.44	\$13.45	\$26.06	\$34.19	\$22,258	\$23,789	\$27,979	\$54,195	\$71,122	1.90
27-1013	Fine artists, including painters, sculptors, and illustrators	140	26.83	\$22.96	\$47,758	12.49	\$10.21	\$15.51	\$18.13	\$27.58	\$34.33	\$21,230	\$32,260	\$37,719	\$57,362	\$71,400	0.66
27-1014	Multimedia artists and animators	180	15.37	\$32.77	\$68,160	3.95	\$19.04	\$26.42	\$32.68	\$38.52	\$46.94	\$39,611	\$54,947	\$67,970	\$80,130	\$97,630	0.35
27-1019	Artists and related workers, all other	240	21.80	\$25.15	\$52,304	10.68	\$13.43	\$16.05	\$21.18	\$30.32	\$46.35	\$27,933	\$33,392	\$44,060	\$63,061	\$96,399	1.96
27-1021	Commercial and industrial designers	670	22.17	\$30.09	\$62,594	3.45	\$17.22	\$22.04	\$27.94	\$35.81	\$47.13	\$35,817	\$45,838	\$58,112	\$74,487	\$98,034	1.12
27-1022	Fashion designers	120	22.86	\$30.34	\$63,110	3.11	\$20.69	\$24.19	\$29.54	\$35.23	\$39.17	\$43,035	\$50,325	\$61,436	\$73,285	\$81,468	0.33
27-1023	Floral designers	990	7.66	\$15.52	\$32,281	3.38	\$10.79	\$12.01	\$14.73	\$18.07	\$21.97	\$22,447	\$24,985	\$30,638	\$37,580	\$45,692	1.26
27-1024	Graphic designers	4,730	7.63	\$27.25	\$56,672	3.75	\$15.30	\$19.04	\$24.50	\$32.13	\$38.95	\$31,818	\$39,605	\$50,953	\$66,828	\$81,016	1.20
27-1025	Interior designers	1,930	15.96	\$28.17	\$58,584	8.11	\$14.98	\$17.90	\$22.88	\$33.48	\$43.81	\$31,151	\$37,232	\$47,586	\$69,642	\$91,125	1.87
27-1026	Merchandise displayers and window trimmers	1,870	13.77	\$14.86	\$30,900	2.45	\$10.61	\$11.48	\$13.49	\$16.64	\$21.53	\$22,075	\$23,887	\$28,052	\$34,615	\$44,776	0.80
27-1027	Set and exhibit designers	70	8.11	\$22.37	\$46,536	1.88	\$14.76	\$16.79	\$20.81	\$27.04	\$31.74	\$30,696	\$34,927	\$43,284	\$56,250	\$66,022	0.39
27-1029	Designers, all other	260	19.34	\$31.03	\$64,536	5.43	\$13.03	\$16.36	\$26.31	\$42.97	\$58.80	\$27,096	\$34,027	\$54,734	\$89,368	\$122,308	1.69
27-2011	Actors	600	38.20	#	#	#	#	#	#	#	#	#	#	#	#	#	0.69
27-2012	Producers and directors	1,710	9.76	\$32.83	\$68,286	3.12	\$16.14	\$20.92	\$28.28	\$40.49	\$53.23	\$33,563	\$43,518	\$58,831	\$84,228	\$110,710	0.79
27-2021	Athletes and sports competitors	370	28.13	#	\$183,113	16.09	#	#	#	#	#	\$21,964	\$40,666	\$192,937			1.91
27-2022	Coaches and scouts	7,930	5.72	#	\$38,466	3.18	#	#	#	#	#	\$21,230	\$22,606	\$28,076	\$42,352	\$62,997	1.85
27-2023	Umpires, referees, and other sports officials	950	3.72	#	\$32,885	2.21	#	#	#	#	#	\$21,411	\$22,920	\$26,790	\$41,106	\$50,867	2.74
27-2031	Dancers	260	32.37	\$15.97	#	9.67	\$10.21	\$10.99	\$15.53	\$18.72	\$24.42	#	#	#	#	#	1.46
27-2041	Music directors and composers	100	16.73	\$24.42	\$50,799	8.04	\$10.20	\$10.22	\$20.09	\$28.90	\$49.40	\$21,224	\$21,254	\$41,787	\$60,106	\$102,754	0.44
27-2042	Musicians and singers	540	11.28	\$29.32	#	\$13.83	\$12.29	\$19.26	\$24.47	\$33.24	\$43.50	#	#	#	#	#	0.71
27-2099	Entertainers and performers, sports and related workers, all other	400	11.47	\$23.92	#	3.57	\$11.12	\$14.17	\$23.17	\$30.57	\$37.98	#	#	#	#	#	1.61
27-3011	Radio and television announcers	340	31.61	\$21.28	\$44,270	10.36	\$10.39	\$11.59	\$15.42	\$22.74	\$36.04	\$21,618	\$24,117	\$32,084	\$47,304.00	\$74,961.00	0.68
27-3012	Public address system and other announcers	50	28.00	\$15.92	\$33,117	4.48	\$10.62	\$11.24	\$13.29	\$18.01	\$24.26	\$22,094	\$23,379	\$27,635	\$37,469	\$50,468	0.34
27-3021	Broadcast news analysts	130	15.96	\$46.48	\$96,678	10.35	\$16.61	\$21.83	\$34.23	\$56.57	\$94.61	\$34,545	\$45,412	\$71,190	\$117,666	\$196,784	1.20
27-3022	Reporters and correspondents	570	14.01	\$26.89	\$55,925.00	7.87	\$12.51	\$14.67	\$20.02	\$32.20	\$41.64	\$26,026.00	\$30,509.00	\$41,634.00	\$66,978.00	\$86,605.00	0.85
27-3031	Public relations specialists	5,180	4.59	\$31.98	\$66,513	2.66	\$15.60	\$21.17	\$28.84	\$39.96	\$53.65	\$32,452	\$44,034	\$59,993	\$83,108	\$111,599	1.20
27-3041	Editors	2,010	8.43	\$28.42	\$59,120	2.77	\$13.23	\$19.66	\$27.57	\$35.65	\$43.37	\$27,520	\$40,900	\$57,353	\$74,149	\$90,203	1.16
27-3042	Technical writers	1,240	6.75	\$38.58	\$80,253.00	1.54	\$24.96	\$30.69	\$36.94	\$44.96	\$51.52	\$51,922.00	\$63,845.00	\$76,827.00	\$93,519.00	\$107,168.00	1.36
27-3043	Writers and authors	660	10.06	\$31.47	\$65,451.00	8.67	\$11.58	\$18.21	\$26.75	\$37.99	\$52.72	\$24,095.00	\$37,873.00	\$55,642.00	\$79,015.00	\$109,653.00	0.80
27-3091	Interpreters and translators	1,440	11.17	\$33.68	\$70,048	9.28	\$19.34	\$22.67	\$28.62	\$37.54	\$48.31	\$40,237	\$47,163	\$59,539	\$78,084	\$100,490	1.39
27-3099	Media and communication workers, all other	320	13.14	\$28.93	\$60,177	3.37	\$16.91	\$20.89	\$25.96	\$36.00	\$45.12	\$35,175	\$43,461	\$53,995	\$74,872	\$93,840	0.87
27-4011	Audio and video equipment technicians	970	18.93	\$23.64	\$49,173	3.68	\$15.57	\$17.71	\$22.06	\$28.25	\$35.30	\$32,382	\$36,841	\$45,888	\$58,762	\$73,425	0.71
27-4012	Broadcast technicians	540	12.96	\$24.63	\$51,227	5.15	\$11.18	\$15.03	\$23.64	\$31.44	\$40.96	\$23,251	\$31,272	\$49,177	\$65,389	\$85,197	0.95
27-4014	Sound engineering technicians	140	10.95	\$25.47	\$52,986	9.71	\$13.24	\$17.32	\$25.14	\$30.89	\$41.46	\$27,540	\$36,035	\$52,284	\$64,246	\$86,231	0.58
27-4021	Photographers	750	18.59	\$18.56	\$38,597	5.18	\$10.21	\$11.76	\$15.01	\$25.71	\$30.48	\$21,230	\$24,461	\$31,226	\$53,480	\$63,398	0.84
27-4031	Camera operators, television, video, and motion picture	420	17.86	\$26.55	\$55,221	4.71	\$14.40	\$19.94	\$26.10	\$31.53	\$37.27	\$29,948	\$41,476	\$54,293	\$65,579	\$77,529	1.11
27-4032	Film and video editors	360	26.42	\$26.11	\$54,313	5.37	\$13.20	\$16.46	\$22.07	\$29.15	\$49.72	\$27,463	\$34,237	\$45,908	\$60,626	\$103,409	0.70
27-4099	Media and communication equipment workers, all other	760	13.41	\$29.79	\$61,959	7.10	\$12.06	\$16.47	\$27.10	\$42.39	\$50.87	\$25,088	\$34,248	\$56,367	\$88,179	\$105,812	2.24
29-0000	Healthcare practitioners and technical	146,200	1.46	\$40.35	\$83,928	1.07	\$17.80	\$25.62	\$34.38	\$45.77	\$63.71	\$37,033	\$53,284	\$71,510	\$95,211	\$132,510	0.93
29-1011	Chiropractors	970	9.41	\$41.97	\$87,289	17.02	\$16.24	\$20.52	\$27.12	\$46.63	\$79.38	\$33,780	\$42,679	\$56,408	\$96,998	\$165,110	1.54
29-1021	Dentists, general	2,330	21.82	\$84.10	\$174,933	12.70	\$39.14	\$49.50	\$63.02	#	#	\$81,412	\$102,961	\$131,084	#	#	1.14
29-1023	Orthodontists	#	#	\$110.77	\$230,395	19.30	\$19.08	\$32.19	#	#	#	\$39,680	\$66,952	#	#	#	#
29-1029	Dentists, all other specialists	#	#	\$94.29	\$196,121	8.50	\$56.22	\$70.79	\$85.35	#	#	\$116,932	\$147,244	\$177,527	#	#	#
29-1031	Dietitians and nutritionists	1,040	6.70	\$29.09	\$60,499	1.71	\$19.61	\$23.91	\$28.67	\$34.70	\$39.32	\$40,783	\$49,727	\$59,632	\$72,186	\$81,778	0.89

Data unavailable

Occupational Code	Occupational Title	Employment Estimate	Employment Percentage Relative Standard Error	Average Hourly Wage	Average Annual Wage	Wage Percentage Relative Standard Error	10th Percentile (Hourly)	25th Percentile (Hourly)	50th Percentile (Hourly)	75th Percentile (Hourly)	90th Percentile (Hourly)	10th Percentile (Annual)	25th Percentile (Annual)	50th Percentile (Annual)	75th Percentile (Annual)	90th Percentile (Annual)	Location Quotients
29-1041	Optometrists	830	18.59	\$63.47	\$132,027.00	\$9.05	\$27.23	\$42.42	\$63.07	\$76.39	#	\$56,638.00	\$88,237.00	\$131,181.00	\$158,883.00	#	1.24
29-1051	Pharmacists	5,180	4.47	\$58.16	\$120,978	1.93	\$31.03	\$53.56	\$61.29	\$70.93	\$77.27	\$64,534	\$111,414	\$127,486	\$147,541	\$160,713	0.92
29-1061	Anesthesiologists	530	16.48	\$129.89	\$270,176	9.59	\$57.33	#	#	#	#	\$119,244	#	#	#	#	0.94
29-1062	Family and general practitioners	3,460	10.36	\$106.23	\$220,960	4.10	\$46.62	\$77.57	#	#	#	\$96,971	\$161,341	#	#	#	1.67
29-1063	Internists, general	500	13.32	\$105.80	\$220,068	5.43	\$63.79	\$76.68	\$97.22	#	#	\$132,687	\$159,492	\$202,210	#	#	0.73
29-1064	Obstetricians and gynecologists	750	22.60	\$137.77	\$286,563	6.79	\$94.45	#	#	#	#	\$196,447	#	#	#	#	2.24
29-1065	Pediatricians, general	410	17.34	\$89.31	\$185,766	6.57	\$47.70	\$62	\$81	#	#	\$99,223	\$128,956	\$167,749	#	#	0.80
29-1066	Psychiatrists	370	39.18	\$112.91	\$234,859	5.37	\$43.41	\$82.53	#	#	#	\$90,289	\$171,652	#	#	#	0.80
29-1067	Surgeons	730	20.58	\$117.76	\$244,938	8.27	\$44.67	\$76.81	#	#	#	\$92,921	\$159,764	#	#	#	1.18
29-1069	Physicians and surgeons, all other	2,620	7.20	\$105.44	\$219,308	4.43	\$48.52	\$59.06	#	#	#	\$100,920	\$122,844	#	#	#	0.37
29-1071	Physician assistants	3,190	6.84	\$49.41	\$102,767	2.08	\$30.64	\$41.25	\$49.55	\$59.33	\$68.27	\$63,741	\$85,791	\$103,069	\$123,397	\$142,011	1.53
29-1081	Podiatrists	110	37.53	\$57.30	\$119,190	21.51	\$25.23	\$28	\$54	\$80	\$98	\$52,477	\$58,006	\$112,231	\$165,416	\$204,259	0.64
29-1122	Occupational therapists	3,130	6.66	\$43.16	\$89,766	1.39	\$31.45	\$35.36	\$41.70	\$48	\$61	\$65,413	\$73,557	\$86,745	\$100,406	\$126,377	1.36
29-1123	Physical therapists	5,250	6.51	\$39.69	\$82,557	1.56	\$26.11	\$32.25	\$39.16	\$46	\$52	\$54,310	\$67,005	\$81,461	\$95,971	\$107,992	1.27
29-1124	Radiation therapists	210	6.36	\$44.55	\$92,672	1.65	\$31.31	\$36.37	\$44	\$53	\$61	\$65,120	\$75,643	\$92,374	\$109,382	\$126,064	0.63
29-1125	Recreational therapists	140	7.61	\$23.70	\$49,303	4.05	\$13.78	\$18.33	\$22.69	\$29	\$35	\$28,663	\$38,129	\$47,199	\$61,155	\$73,257	0.40
29-1126	Respiratory therapists	2,080	3.38	\$30.32	\$63,066	0.80	\$23.61	\$26.38	\$30	\$35	\$38	\$49,113	\$54,865	\$62,199	\$72,453	\$79,443	0.88
29-1127	Speech-language pathologists	3,540	6.12	\$43.74	\$90,978	2.42	\$28.52	\$34	\$42	\$51	\$62	\$59,324	\$71,286	\$87,076	\$106,588	\$129,403	1.33
29-1128	Exercise physiologists	160	6.67	\$23.99	\$49,892	1.62	\$17.83	\$20.28	\$23	\$27	\$31	\$37,077	\$42,184	\$47,622	\$55,540	\$65,021	1.30
29-1129	Therapists, all other	180	14.28	\$29.23	\$60,801	1.93	\$19.68	\$24.35	\$28.12	\$33.72	\$42.59	\$40,932	\$50,652	\$58,492	\$70,137	\$88,592	0.85
29-1131	Veterinarians	2,150	6.19	\$44.57	\$92,707	3.65	\$26.50	\$33.53	\$43.57	\$53.75	\$64.13	\$55,124	\$69,736	\$90,627	\$111,802	\$133,387	1.67
29-1141	Registered nurses	51,760	2.33	\$35.69	\$74,242	0.60	\$26.02	\$29.57	\$35.03	\$41.48	\$47.75	\$54,114	\$61,502	\$72,868	\$86,279	\$99,328	0.97
29-1151	Nurse anesthetists	340	25.38	\$83.03	\$172,698	3.01	\$63.28	\$71.99	\$84.47	\$95.22	#	\$131,615	\$149,735	\$175,708	\$198,056	#	0.43
29-1161	Nurse midwives	120	13.45	\$51.49	\$107,101	1.85	\$40.43	\$45.51	\$53.00	\$59.09	\$63.41	\$84,095	\$94,653	\$110,235	\$122,904	\$131,899	1.10
29-1171	Nurse practitioners	2,920	7.52	\$53.47	\$111,214	3.03	\$37.72	\$43.32	\$50.75	\$59.51	\$70.59	\$78,455	\$90,108	\$105,555	\$123,776	\$146,817	0.90
29-1181	Audiologists	#	#	\$39.80	\$82,788	4.17	\$24.09	\$32.47	\$41.66	\$47.18	\$52.50	\$50,111	\$67,534	\$86,654	\$98,131	\$109,206	#
29-1199	Health diagnosing and treating practitioners, all other	860	17.61	\$29.63	\$61,628	6.28	\$15.74	\$19.90	\$27.19	\$33.63	\$47.31	\$32,741	\$41,385	\$56,564	\$69,951	\$98,414	1.29
29-2010	Clinical laboratory technologists and technicians	4,680	5.79	\$27.72	\$57,649	1.47	\$16.13	\$20.46	\$27.33	\$34.69	\$40.04	\$33,544	\$42,560	\$56,848	\$72,157	\$83,283	0.81
29-2021	Dental hygienists	4,470	9.74	\$40.63	\$84,511	1.64	\$32.77	\$36.48	\$41.75	\$46.16	\$48.81	\$68,161	\$75,884	\$86,845	\$96,018	\$102,522	1.15
29-2031	Cardiovascular technologists and technicians	670	3.89	\$33.31	\$69,280	3.52	\$16.25	\$23.12	\$33.17	\$41.87	\$47.91	\$33,803	\$48,092	\$69,000	\$87,087	\$99,660	0.65
29-2032	Diagnostic medical sonographers	1,160	6.52	\$40.11	\$83,429	1.31	\$30.44	\$34.80	\$40.70	\$46.40	\$50.13	\$63,309	\$72,379	\$84,661	\$96,504	\$104,271	0.90
29-2033	Nuclear medicine technologists	250	7.15	\$41.11	\$85,503	1.06	\$32.81	\$36.13	\$41.33	\$46.44	\$49.63	\$68,254	\$75,150	\$85,960	\$96,602	\$103,228	0.74
29-2034	Radiologic technologists and technicians	3,730	3.39	\$31.09	\$64,661	1.14	\$20.74	\$24.45	\$30.83	\$37.04	\$43.41	\$43,130	\$50,865	\$64,125	\$77,035	\$90,285	1.00
29-2035	Magnetic resonance imaging technologists	550	7.51	\$38.03	\$79,104	0.80	\$30.26	\$33.53	\$37.95	\$43.58	\$47.72	\$62,946	\$69,751	\$78,931	\$90,642	\$99,253	0.79
29-2041	Emergency medical technicians and paramedics	3,700	4.96	\$20.35	\$42,321	2.54	\$12.45	\$15.34	\$18.41	\$24.24	\$30.14	\$25,889	\$31,902	\$38,303	\$50,420	\$62,700	0.79
29-2051	Dietetic technicians	300	13.97	\$13.78	\$28,660	2.45	\$10.21	\$10.88	\$12.39	\$15.65	\$19.23	\$21,235	\$22,636	\$25,769	\$32,551	\$40,003	0.50
29-2052	Pharmacy technicians	5,610	3.74	\$17.73	\$36,883	1.29	\$12.83	\$15.00	\$17.35	\$20.15	\$23.62	\$26,693	\$31,201	\$36,094	\$41,915	\$49,121	0.74
29-2053	Psychiatric technicians	1,060	5.65	\$18.26	\$37,979	1.52	\$13.20	\$14.93	\$17.96	\$20.78	\$23.62	\$27,466	\$31,057	\$37,361	\$43,229	\$49,130	0.82
29-2054	Respiratory therapy technicians	120	16.32	\$20.22	\$42,065	5.76	\$13.41	\$15.55	\$19.38	\$23.88	\$29.55	\$27,901	\$32,348	\$40,304	\$49,664	\$61,466	0.73
29-2055	Surgical technologists	1,900	9.73	\$25.78	\$53,622	1.74	\$18.49	\$21.61	\$25.49	\$29.26	\$33.61	\$38,457	\$44,939	\$53,023	\$60,854	\$69,915	0.95
29-2056	Veterinary technologists and technicians	4,000	8.68	\$17.49	\$36,388	2.00	\$12.85	\$15.14	\$17.34	\$19.78	\$23.03	\$26,719	\$31,495	\$36,065	\$41,136	\$47,900	2.07
29-2057	Ophthalmic medical technicians	1,280	12.12	\$18.28	\$38,031	3.61	\$11.62	\$14.12	\$17.77	\$22.07	\$26.65	\$24,172	\$29,374	\$36,962	\$45,904	\$53,349	1.34
29-2061	Licensed practical and licensed vocational nurses	5,550	4.83	\$24.62	\$51,214	0.96	\$18.93	\$21.32	\$24.79	\$28.11	\$30.21	\$39,370	\$44,336	\$51,554	\$58,477	\$62,827	0.44
29-2071	Medical records and health information technicians	3,070	5.85	\$23.72	\$49,342	1.78	\$14.86	\$17.61	\$22.59	\$28.55	\$34.96	\$30,900	\$36,623	\$46,997	\$59,380	\$72,712	0.81
29-2081	Opticians, dispensing	1,640	14.33	\$19.00	\$39,513	3.07	\$12.96	\$15.15	\$18.40	\$22.20	\$25.80	\$26,957	\$31,506	\$38,274	\$46,184	\$53,668	1.26
29-2091	Orthotists and prosthetists	120	33.69	\$28.24	\$58,737	4.84	\$19.62	\$21.77	\$24.95	\$31.50	\$42.25	\$40,815	\$45,276	\$51,905	\$65,516	\$87,883	0.73
29-2092	Hearing aid specialists	#	#	\$27.46	\$57,113	9.68	\$14.68	\$19.08	\$25.93	\$30.06	\$37.72	\$30,534	\$39,693	\$53,936	\$62,516	\$78,453	#
29-2099	Health technologists and technicians, all other	2,390	5.63	\$22.25	\$46,272	1.63	\$14.33	\$16.67	\$20.61	\$26.92	\$31.10	\$29,815	\$34,672	\$42,877	\$55,991	\$64,680	1.05
29-9011	Occupational health and safety specialists	2,120	8.12	\$41.53	\$86,387	3.23	\$25.57	\$31.73	\$38.28	\$48.61	\$59.79	\$53,181	\$65,996	\$79,629	\$101,119	\$124,367	1.33
29-9012	Occupational health and safety technicians	420	16.79	\$29.80	\$61,992	3.52	\$17.60	\$22.45	\$29.96	\$35.42	\$39.10	\$36,616	\$46,692	\$62,318	\$73,665	\$81,331	1.30
29-9091	Athletic trainers	430	11.02	#	\$53,034	4.56	#	#	#	#	#	\$32,964	\$39,504	\$48,449	\$59,409	\$74,247	0.89
29-9092	Genetic counselors	40	10.39	\$41.97	\$87,288	5.47	\$28.75	\$33.66	\$39.29	\$45.71	\$49.86	\$59,798	\$70,018	\$81,724	\$95,067	\$103,711	0.74

Data unavailable

Occupational Code	Occupational Title	Employment Estimate	Employment Percentage Relative Standard Error	Average Hourly Wage	Average Annual Wage	Wage Percentage Relative Standard Error	10th Percentile (Hourly)	25th Percentile (Hourly)	50th Percentile (Hourly)	75th Percentile (Hourly)	90th Percentile (Hourly)	10th Percentile (Annual)	25th Percentile (Annual)	50th Percentile (Annual)	75th Percentile (Annual)	90th Percentile (Annual)	Location Quotients
29-9099	Healthcare practitioners and technical workers, all other	#	#	\$28.39	\$59,052	9.48	\$15.05	\$19.97	\$22.79	\$38.36	\$53.22	\$31,296	\$41,533	\$47,394	\$79,789	\$110,701	#
31-0000	Healthcare support	65,740	2.07	\$17.07	\$35,512	0.81	\$11.40	\$13.30	\$16.10	\$19.32	\$24.34	\$23,702	\$27,654	\$33,484	\$40,186	\$50,621	0.88
31-1011	Home health aides	9,510	6.85	\$12.97	\$26,980	1.33	\$10.49	\$11.11	\$12.14	\$14.23	\$16.66	\$21,827	\$23,102	\$25,256	\$29,607	\$34,645	0.66
31-1013	Psychiatric aides	520	9.01	\$16.08	\$33,454	1.59	\$12.67	\$13.63	\$15.26	\$18.30	\$21.51	\$26,353	\$28,352	\$31,742	\$38,073	\$44,735	0.50
31-1014	Nursing assistants	21,070	3.00	\$15.68	\$32,614	0.95	\$12.22	\$13.51	\$15.38	\$17.56	\$19.08	\$25,414	\$28,096	\$31,996	\$36,534	\$39,682	0.80
31-1015	Orderlies	670	13.08	\$14.60	\$30,376	2.56	\$10.73	\$12.19	\$14.07	\$16.54	\$19.26	\$22,324	\$25,355	\$29,257	\$34,408	\$40,063	0.74
31-2011	Occupational therapy assistants	710	14.28	\$27.51	\$57,228	1.84	\$20.16	\$24.17	\$27.14	\$30.45	\$36.27	\$41,930	\$50,284	\$56,445	\$63,340	\$75,449	0.92
31-2012	Occupational therapy aides	70	36.70	\$15.90	\$33,064	3.24	\$12.78	\$14.27	\$16.08	\$17.77	\$18.78	\$26,589	\$29,672	\$33,455	\$36,954	\$39,052	0.47
31-2021	Physical therapist assistants	1,470	10.67	\$26.62	\$55,371	1.87	\$16.65	\$23.28	\$27.06	\$30.09	\$35.47	\$34,638	\$48,424	\$56,284	\$62,594	\$73,773	0.86
31-2022	Physical therapist aides	460	17.94	\$15.50	\$32,235	3.50	\$10.72	\$11.91	\$14.63	\$17.85	\$21.47	\$22,293	\$24,763	\$30,420	\$37,138	\$44,659	0.54
31-9011	Massage therapists	5,270	13.83	\$22.21	\$46,189	3.52	\$11.03	\$15.95	\$22.00	\$26.90	\$34.12	\$22,945	\$33,186	\$45,752	\$55,959	\$70,966	2.77
31-9091	Dental assistants	7,910	7.93	\$19.42	\$40,392	1.74	\$13.10	\$16.16	\$19.31	\$23.01	\$26.14	\$27,247	\$33,621	\$40,166	\$47,854	\$54,379	1.28
31-9092	Medical assistants	11,150	4.48	\$17.40	\$36,182	1.07	\$12.78	\$14.86	\$17.13	\$19.45	\$23.06	\$26,587	\$30,900	\$35,640	\$40,458	\$47,956	0.91
31-9093	Medical equipment preparers	1,160	10.14	\$20.00	\$41,603	2.53	\$13.97	\$16.26	\$18.82	\$22.61	\$27.55	\$29,061	\$33,819	\$39,156	\$47,031	\$57,295	1.15
31-9094	Medical transcriptionists	600	10.28	\$18.58	\$38,638	4.91	\$11.01	\$12.68	\$18.41	\$22.82	\$26.84	\$22,895	\$28,364	\$38,286	\$47,463	\$55,826	0.61
31-9095	Pharmacy aides	140	25.88	\$19.15	\$39,842	3.45	\$15.66	\$17.01	\$18.88	\$21.30	\$23.94	\$32,567	\$35,391	\$39,264	\$44,309	\$49,788	0.21
31-9096	Veterinary assistants and laboratory animal caretakers	890	21.10	\$14.67	\$30,513	2.85	\$11.03	\$12.42	\$14.29	\$16.64	\$18.46	\$22,944	\$25,840	\$29,713	\$34,601	\$38,402	0.55
31-9097	Phlebotomists	1,920	8.95	\$17.21	\$35,800	1.06	\$13.01	\$14.70	\$16.89	\$19.24	\$22.79	\$27,065	\$30,572	\$35,125	\$40,024	\$47,401	0.84
31-9099	Healthcare support workers, all other	2,250	6.71	\$16.15	\$33,597	1.62	\$10.98	\$12.59	\$15.06	\$18.63	\$22.99	\$22,831	\$26,177	\$31,332	\$38,751	\$47,810	1.39
33-0000	Protective service	59,080	2.53	\$24.04	\$50,011	2.74	\$11.46	\$14.01	\$20.37	\$31.92	\$42.82	\$23,832	\$29,151	\$42,364	\$66,390	\$89,060	0.95
33-1012	First-line supervisors of police and detectives	1,320	0.90	\$49.76	\$103,494	1.16	\$30.21	\$43.85	\$51.71	\$58.18	\$63.23	\$62,829	\$91,218	\$107,559	\$121,020	\$131,516	0.62
33-1021	First-line supervisors of fire fighting and prevention workers	1,300	4.39	\$40.55	\$84,336	2.35	\$24.65	\$32.64	\$41.41	\$49.26	\$57.58	\$51,278	\$67,889	\$86,141	\$102,469	\$119,767	1.09
33-1099	First-line supervisors of protective service workers, all other	1,630	7.05	\$22.52	\$46,840	2.35	\$13.75	\$16.72	\$21.09	\$26.49	\$34.13	\$28,608	\$34,774	\$43,876	\$55,107	\$70,983	1.15
33-2011	Firefighters	5,560	3.99	\$29.40	\$61,159	2.33	\$15.68	\$21.88	\$28.41	\$38.40	\$45.29	\$32,612	\$45,501	\$59,090	\$79,872	\$94,211	0.95
33-2021	Fire inspectors and investigators	130	6.03	\$35.96	\$74,789	1.87	\$23.87	\$28.61	\$35.22	\$42.25	\$50.68	\$49,655	\$59,500	\$73,251	\$87,887	\$105,410	0.55
33-2022	Forest fire inspectors and prevention specialists	80	4.98	\$20.99	\$43,649	4.04	\$15.95	\$17.16	\$19.00	\$25.52	\$30.38	\$33,177	\$35,703	\$39,515	\$53,092	\$63,181	2.20
33-3011	Bailiffs	#	#	\$27.84	\$57,902	4.55	\$16.74	\$22.38	\$30.12	\$34.38	\$36.99	\$34,827	\$46,543	\$62,640	\$71,506	\$76,949	#
33-3012	Correctional officers and jailers	6,990	1.26	\$24.34	\$50,620	1.52	\$19.79	\$20.32	\$22.14	\$27.60	\$32.74	\$41,172	\$42,272	\$46,056	\$57,405	\$68,097	0.93
33-3021	Detectives and criminal investigators	1,780	0.47	\$41.96	\$87,277	1.59	\$26.22	\$31.12	\$40.35	\$47.95	\$66.53	\$54,527	\$64,731	\$83,937	\$99,743	\$138,387	0.95
33-3041	Parking enforcement workers	130	1.41	#	#	#	#	#	#	#	#	#	#	#	#	#	0.89
33-3051	Police and sheriff's patrol officers	9,840	1.18	\$35.07	\$72,952	1.04	\$23.70	\$28.81	\$35.84	\$41.83	\$47.14	\$49,305	\$59,935	\$74,552	\$87,008	\$98,055	0.82
33-3052	Transit and railroad police	10	22.60	\$33.29	\$69,247	8.53	\$25.11	\$27.94	\$31.81	\$39.08	\$47.39	\$52,226	\$58,121	\$66,172	\$81,291	\$98,564	#
33-9011	Animal control workers	180	6.40	\$21.69	\$45,119	1.69	\$12.38	\$18.20	\$21.91	\$24.97	\$28.70	\$25,755	\$37,862	\$45,564	\$51,928	\$59,686	0.83
33-9021	Private detectives and investigators	340	8.97	\$25.90	\$53,865	5.16	\$15.65	\$18.38	\$24.39	\$29.85	\$39.68	\$32,542	\$38,226	\$50,740	\$62,095	\$82,539	0.61
33-9031	Gaming surveillance officers and gaming investigators	160	13.61	\$17.52	\$36,438	2.76	\$12.04	\$13.82	\$16.52	\$19.32	\$23.74	\$25,045	\$28,749	\$34,353	\$40,191	\$49,373	0.85
33-9032	Security guards	16,790	7.81	\$16.77	\$34,886	3.40	\$10.98	\$12.63	\$14.53	\$18.04	\$25.48	\$22,845	\$26,267	\$30,214	\$37,523	\$53,000	0.83
33-9091	Crossing guards	#	#	\$15.10	\$31,415	1.53	\$12.41	\$13.24	\$14.44	\$16.02	\$18.84	\$25,810	\$27,537	\$30,041	\$33,325	\$39,180	#
33-9092	Lifeguards, ski patrol, and other recreational protective service workers	4,430	3.10	\$12.18	\$25,324	1.68	\$10.21	\$10.52	\$11.22	\$12.04	\$15.66	\$21,231	\$21,884	\$23,331	\$25,053	\$32,577	1.70
33-9099	Protective service workers, all other	3,690	1.63	\$16.72	\$34,768	1.69	\$10.91	\$12.55	\$14.78	\$18.95	\$25.74	\$22,692	\$26,107	\$30,751	\$39,426	\$53,531	1.44
35-0000	Food preparation and serving-related	255,250	1.18	\$13.12	\$27,297	0.73	\$10.20	\$10.21	\$11.39	\$14.11	\$18.56	\$21,223	\$21,234	\$23,689	\$29,353	\$38,605	1.05
35-1011	Chefs and head cooks	#	#	\$24.51	\$50,975	2.45	\$14.96	\$17.83	\$23.96	\$29.25	\$35.73	\$31,125	\$37,077	\$49,830	\$60,849	\$74,325	#
35-1012	First-line supervisors of food preparation and serving workers	18,180	3.43	\$19.54	\$40,645	1.50	\$12.06	\$14.08	\$18.19	\$23.88	\$29.84	\$25,080	\$29,296	\$37,841	\$49,670	\$62,072	1.04
35-2011	Cooks, fast food	5,810	17.17	\$11.60	\$24,132	1.63	\$10.20	\$10.24	\$11.21	\$12.27	\$14.03	\$21,225	\$21,307	\$23,316	\$25,514	\$29,185	0.66
35-2012	Cooks, institution and cafeteria	9,360	2.27	\$14.25	\$29,632	0.97	\$10.71	\$11.77	\$13.70	\$15.95	\$18.78	\$22,280	\$24,473	\$28,499	\$33,182	\$39,066	1.29
35-2014	Cooks, restaurant	32,910	4.89	\$14.18	\$29,493	1.20	\$10.78	\$11.87	\$13.68	\$15.97	\$18.52	\$22,418	\$24,680	\$28,462	\$33,215	\$38,525	1.36
35-2015	Cooks, short order	1,880	29.23	\$12.93	\$26,895	4.46	\$10.21	\$10.73	\$11.64	\$13.90	\$17.30	\$21,236	\$22,324	\$24,208	\$28,908	\$35,979	0.67
35-2019	Cooks, all other	70	25.45	\$16.72	\$34,771	4.05	\$10.91	\$12.80	\$16.41	\$19.77	\$22.72	\$22,696	\$26,616	\$34,137	\$41,115	\$47,266	0.22
35-2021	Food preparation workers	12,780	11.07	\$13.22	\$27,503	1.58	\$10.29	\$10.97	\$12.17	\$14.56	\$17.77	\$21,395	\$22,818	\$25,309	\$30,276	\$36,958	0.87
35-3011	Bartenders	11,390	5.48	\$13.23	\$27,518	3.11	\$10.20	\$10.20	\$10.21	\$12.51	\$20.88	\$21,219	\$21,224	\$21,233	\$26,023	\$43,420	1.00

Data unavailable

Occupational Code	Occupational Title	Employment Estimate	Employment Percentage Relative Standard Error	Average Hourly Wage	Average Annual Wage	Wage Percentage Relative Standard Error	10th Percentile (Hourly)	25th Percentile (Hourly)	50th Percentile (Hourly)	75th Percentile (Hourly)	90th Percentile (Hourly)	10th Percentile (Annual)	25th Percentile (Annual)	50th Percentile (Annual)	75th Percentile (Annual)	90th Percentile (Annual)	Location Quotients
35-3021	Combined food preparation and serving workers, including fast food	65,670	4.56	\$11.68	\$24,288	0.61	\$10.21	\$10.37	\$11.16	\$12.04	\$14.18	\$21,226	\$21,577	\$23,223	\$25,051	\$29,491	0.99
35-3022	Counter attendants, cafeteria, food concession, and coffee shop	5,130	20.68	\$11.68	\$24,299	1.90	\$10.20	\$10.22	\$11.22	\$12.30	\$14.15	\$21,224	\$21,265	\$23,328	\$25,578	\$29,440	0.60
35-3031	Waiters and waitresses	50,390	3.07	\$12.26	\$25,507	2.10	\$10.20	\$10.20	\$10.21	\$10.27	\$18.47	\$21,219	\$21,223	\$21,230	\$21,358	\$38,411	1.08
35-3041	Food servers, nonrestaurant	7,340	8.55	\$12.85	\$26,731	1.77	\$10.20	\$10.26	\$11.71	\$14.16	\$17.05	\$21,225	\$21,350	\$24,351	\$29,455	\$35,462	1.52
35-9011	Dining room and cafeteria attendants and bartender helpers	8,790	10.47	\$11.47	\$23,859	1.59	\$10.20	\$10.20	\$10.21	\$11.54	\$14.67	\$21,220	\$21,226	\$21,235	\$24,001	\$30,518	1.07
35-9021	Dishwashers	9,900	7.61	\$11.59	\$24,110	0.80	\$10.21	\$10.54	\$11.30	\$12.17	\$13.82	\$21,231	\$21,933	\$23,499	\$25,307	\$28,740	1.08
35-9031	Hosts and hostesses, restaurant, lounge, and coffee shop	10,720	7.32	\$12.23	\$25,448	1.97	\$10.20	\$10.21	\$11.05	\$12.42	\$15.75	\$21,223	\$21,233	\$22,990	\$25,839	\$32,763	1.42
35-9099	Food preparation and serving related workers, all other	1,850	20.43	\$11.37	\$23,649	1.91	\$10.20	\$10.21	\$10.26	\$11.77	\$14.26	\$21,220	\$21,227	\$21,336	\$24,479	\$29,661	1.83
37-0000	Building and grounds cleaning and maintenance	83,120	1.76	\$15.01	\$31,224	0.96	\$10.42	\$11.50	\$13.72	\$17.14	\$21.96	\$21,666	\$23,910	\$28,546	\$35,648	\$45,668	1.04
37-1011	First-line supervisors of housekeeping and janitorial workers	2,610	6.92	\$21.05	\$43,787	1.96	\$12.84	\$15.60	\$20.67	\$24.86	\$30.68	\$26,709	\$32,439	\$42,984	\$51,699	\$63,824	0.94
37-1012	First-line supervisors of landscaping, lawn service, and groundskeeping	2,350	10.51	\$27.04	\$56,240	2.04	\$17.41	\$21.48	\$25.91	\$32.47	\$37.93	\$36,215	\$44,669	\$53,884	\$67,536	\$78,896	1.28
37-2011	Janitors and cleaners, except maids and housekeeping cleaners	34,350	3.16	\$13.93	\$28,978	1.77	\$10.26	\$11.17	\$12.98	\$15.54	\$19.15	\$21,347	\$23,233	\$26,990	\$32,328	\$39,831	0.88
37-2012	Maids and housekeeping cleaners	18,440	4.46	\$12.81	\$26,635	1.12	\$10.30	\$10.94	\$12.05	\$14.15	\$16.17	\$21,431	\$22,756	\$25,057	\$29,437	\$33,637	1.10
37-2019	Building cleaning workers, all other	#	#	\$13.52	\$28,120	5.98	\$10.33	\$11.10	\$12.25	\$14.66	\$18.39	\$21,484	\$23,093	\$25,476	\$30,502	\$38,243	#
37-2021	Pest control workers	770	9.29	\$16.92	\$35,203	6.33	\$10.21	\$12.99	\$17.17	\$20.85	\$23.44	\$21,230	\$27,026	\$35,723	\$43,364	\$48,756	0.55
37-3011	Landscaping and groundskeeping workers	22,170	3.18	\$16.32	\$33,943	1.17	\$11.28	\$13.11	\$15.51	\$18.56	\$23.14	\$23,461	\$27,260	\$32,260	\$38,612	\$48,124	1.34
37-3012	Pesticide handlers, sprayers, and applicators, vegetation	460	25.96	\$18.56	\$38,596	5.90	\$12.27	\$14.82	\$17.90	\$21.52	\$27.20	\$25,516	\$30,817	\$37,242	\$44,771	\$56,567	1.05
37-3013	Tree trimmers and pruners	540	46.84	\$16.39	\$34,081	18.28	\$10.20	\$10.21	\$15.97	\$19.80	\$27.73	\$21,222	\$21,230	\$33,209	\$41,188	\$57,689	0.70
37-3019	Grounds maintenance workers, all other	430	11.76	\$20.45	\$42,539	5.52	\$13.84	\$16.30	\$19.02	\$24.41	\$30.64	\$28,795	\$33,904	\$39,566	\$50,769	\$63,727	1.66
39-0000	Personal care and service	93,270	2.20	\$15.01	\$31,221	1.20	\$10.21	\$10.84	\$12.29	\$16.59	\$23.79	\$21,232	\$22,545	\$25,560	\$34,513	\$49,485	0.94
39-1010	First-line supervisors of gaming workers	350	13.73	\$22.42	\$46,633	3.81	\$13.34	\$18.22	\$22.42	\$26.95	\$30.69	\$27,743	\$37,905	\$46,642	\$56,055	\$63,828	0.63
39-1021	First-line supervisors of personal service workers	4,380	5.59	\$20.73	\$43,128	1.64	\$12.35	\$14.66	\$18.66	\$25.16	\$31.62	\$25,680	\$30,494	\$38,816	\$52,338	\$65,776	1.06
39-2011	Animal trainers	170	19.42	\$14.75	\$30,685	3.79	\$10.59	\$11.61	\$13.20	\$16.91	\$22.10	\$22,033	\$24,146	\$27,459	\$35,169	\$45,964	0.63
39-2021	Nonfarm animal caretakers	4,930	9.14	\$13.23	\$27,511	2.79	\$10.21	\$10.59	\$11.56	\$13.85	\$18.30	\$21,230	\$22,021	\$24,053	\$28,808	\$38,057	1.36
39-3011	Gaming dealers	1,130	13.27	\$11.54	\$23,997	3.09	\$10.20	\$10.20	\$10.21	\$11.43	\$14.22	\$21,219	\$21,223	\$21,230	\$23,769	\$29,576	0.67
39-3019	Gaming service workers, all other	230	16.08	\$15.59	\$32,436	3.16	\$10.79	\$12.13	\$14.35	\$17.90	\$21.07	\$22,445	\$25,225	\$29,847	\$37,228	\$43,827	1.30
39-3021	Motion picture projectionists	#	#	\$12.25	\$25,487	5.44	\$10.20	\$10.22	\$11.11	\$12.04	\$17.84	\$21,224	\$21,259	\$23,116	\$25,041	\$37,112	#
39-3031	Ushers, lobby attendants, and ticket takers	2,950	11.83	\$11.58	\$24,086	2.42	\$10.20	\$10.21	\$10.94	\$11.96	\$14.10	\$21,223	\$21,233	\$22,748	\$24,872	\$29,321	1.21
39-3091	Amusement and recreation attendants	9,150	7.12	\$12.25	\$25,475	1.51	\$10.20	\$10.21	\$11.26	\$12.93	\$16.07	\$21,224	\$21,237	\$23,426	\$26,885	\$33,435	1.58
39-3092	Costume attendants	30	19.52	\$18.27	\$37,994	6.32	\$12.19	\$14.02	\$18.79	\$22.31	\$24.45	\$25,363	\$29,163	\$39,092	\$46,415	\$50,864	0.29
39-3093	Locker room, coatroom, and dressing room attendants	150	27.77	\$14.29	\$29,719	3.53	\$10.21	\$10.80	\$13.19	\$17.02	\$19.03	\$21,229	\$22,466	\$27,440	\$35,399	\$39,590	0.46
39-3099	Entertainment attendants and related workers, all other	#	#	\$10.86	\$22,598	6.19	\$10.20	\$10.20	\$10.21	\$10.21	\$12.95	\$21,219	\$21,223	\$21,229	\$21,236	\$26,932	#
39-4011	Embalmers	#	#	\$19.32	\$40,176	6.59	\$13.96	\$16.37	\$18.24	\$21.17	\$27.03	\$29,039	\$34,047	\$37,932	\$44,029	\$56,221	#
39-4021	Funeral attendants	#	#	\$14.61	\$30,395	4.88	\$10.21	\$10.91	\$12.48	\$15.95	\$24.09	\$21,233	\$22,696	\$25,958	\$33,172	\$50,102	#
39-4031	Morticians, undertakers, and funeral directors	280	20.73	\$25.57	\$53,194	7.82	\$15.34	\$18.14	\$24.08	\$34.72	\$38.37	\$31,910	\$37,722	\$50,089	\$72,215	\$79,800	0.61
39-5011	Barbers	720	25.39	\$15.71	\$32,667	6.75	\$10.65	\$11.64	\$14.47	\$18.04	\$24.56	\$22,149	\$24,211	\$30,104	\$37,532	\$51,094	1.98
39-5012	Hairdressers, hairstylists, and cosmetologists	8,140	10.38	\$16.75	\$34,830	4.39	\$10.21	\$10.94	\$13.02	\$21.06	\$28.70	\$21,232	\$22,745	\$27,088	\$43,803	\$59,691	1.19
39-5092	Manicurists and pedicurists	1,600	44.82	\$14.51	\$30,183	10.63	\$10.42	\$10.99	\$11.94	\$16.96	\$22.32	\$21,668	\$22,859	\$24,827	\$35,270	\$46,424	0.80
39-5094	Skincare specialists	1,200	25.45	\$25.01	\$52,019	10.56	\$10.65	\$15.11	\$21.73	\$34.94	\$44.94	\$22,144	\$31,435	\$45,197	\$72,684	\$93,473	1.31
39-6011	Baggage porters and bellhops	970	9.06	\$11.52	\$23,966	1.42	\$10.20	\$10.21	\$10.56	\$11.96	\$14.04	\$21,221	\$21,228	\$21,971	\$24,874	\$29,213	1.27
39-6012	Concierges	740	9.84	\$15.72	\$32,692	2.18	\$11.38	\$13.19	\$15.04	\$17.78	\$21.26	\$23,661	\$27,429	\$31,289	\$36,975	\$44,228	1.09
39-7010	Tour and travel guides	1,670	16.72	\$17.14	\$35,646	6.51	\$10.45	\$11.62	\$14.06	\$19.63	\$27.55	\$21,726	\$24,174	\$29,254	\$40,829	\$57,312	1.86
39-9011	Childcare workers	8,620	11.09	\$13.83	\$28,765	1.38	\$10.21	\$11.12	\$12.92	\$15.28	\$18.93	\$21,235	\$23,134	\$26,875	\$31,780	\$39,380	0.84
39-9021	Personal care aides	27,310	4.87	\$12.70	\$26,406	1.72	\$10.22	\$10.77	\$11.68	\$13.60	\$16.43	\$21,266	\$22,400	\$24,291	\$28,279	\$34,166	0.68
39-9031	Fitness trainers and aerobics instructors	9,040	6.79	\$22.27	\$46,325	2.35	\$10.94	\$14.73	\$20.74	\$27.59	\$34.68	\$22,746	\$30,635	\$43,141	\$57,389	\$72,133	1.62
39-9032	Recreation workers	6,090	4.74	\$14.96	\$31,112	2.35	\$10.38	\$11.23	\$13.03	\$16.52	\$22.11	\$21,586	\$23,351	\$27,101	\$34,362	\$45,987	0.95

Data unavailable

Occupational Code	Occupational Title	Employment Estimate	Employment Percentage Relative Standard Error	Average Hourly Wage	Average Annual Wage	Wage Percentage Relative Standard Error	10th Percentile (Hourly)	25th Percentile (Hourly)	50th Percentile (Hourly)	75th Percentile (Hourly)	90th Percentile (Hourly)	10th Percentile (Annual)	25th Percentile (Annual)	50th Percentile (Annual)	75th Percentile (Annual)	90th Percentile (Annual)	Location Quotients
39-9041	Residential advisors	680	10.77	\$15.11	\$31,424	2.82	\$10.35	\$11.60	\$14.05	\$17.73	\$22.04	\$21,526	\$24,131	\$29,226	\$36,884	\$45,841	0.35
41-0000	Sales and related	291,900	1.41	\$23.01	\$47,853	1.07	\$10.44	\$11.51	\$15.60	\$27.01	\$45.98	\$21,708	\$23,933	\$32,447	\$56,180	\$95,648	1.11
41-1011	First-line supervisors of retail sales workers	19,110	2.71	\$24.45	\$50,851	1.62	\$13.66	\$16.47	\$20.99	\$28.22	\$37.43	\$28,403	\$34,256	\$43,668	\$58,690	\$77,851	0.89
41-1012	First-line supervisors of non-retail sales workers	5,850	6.49	\$44.47	\$92,490	3.04	\$20.68	\$28.19	\$38.96	\$53.01	\$73.64	\$43,005	\$58,630	\$81,044	\$110,265	\$153,176	1.31
41-2011	Cashiers	56,710	4.42	\$12.43	\$25,863	0.99	\$10.21	\$10.61	\$11.46	\$13.13	\$16.83	\$21,232	\$22,067	\$23,832	\$27,313	\$35,014	0.86
41-2012	Gaming change persons and booth cashiers	#	#	\$12.35	\$25,685	3.14	\$10.46	\$10.94	\$11.74	\$12.84	\$14.92	\$21,748	\$22,752	\$24,425	\$26,707	\$31,029	#
41-2021	Counter and rental clerks	13,390	4.88	\$18.26	\$37,975	1.76	\$10.80	\$12.27	\$15.72	\$21.47	\$29.14	\$22,459	\$25,514	\$32,698	\$44,649	\$60,622	1.73
41-2022	Parts salespersons	3,850	9.05	\$19.23	\$39,992	1.89	\$11.84	\$13.86	\$17.67	\$22.82	\$29.40	\$24,629	\$28,822	\$36,762	\$47,459	\$61,150	0.83
41-2031	Retail salespersons	86,610	2.76	\$14.83	\$30,856	1.53	\$10.22	\$10.89	\$12.07	\$15.27	\$22.02	\$21,255	\$22,658	\$25,109	\$31,761	\$45,798	1.08
41-3011	Advertising sales agents	1,910	6.96	\$27.16	\$56,500	4.69	\$11.79	\$17.06	\$23.45	\$33.08	\$47.27	\$24,527	\$35,476	\$48,771	\$68,806	\$98,324	0.79
41-3021	Insurance sales agents	9,210	15.08	\$32.96	\$68,556	5.12	\$13.67	\$18.58	\$24.56	\$41.57	\$58.27	\$28,424	\$38,641	\$51,084	\$86,466	\$121,205	1.29
41-3031	Securities, commodities, and financial services sales agents	11,720	7.02	\$36.62	\$76,162	4.76	\$15.18	\$18.66	\$27.21	\$43.65	\$70.20	\$31,568	\$38,808	\$56,588	\$90,798	\$146,022	1.56
41-3041	Travel agents	1,380	6.24	\$21.51	\$44,745	5.28	\$13.06	\$16.28	\$19.61	\$24.45	\$30.70	\$27,161	\$33,871	\$40,783	\$50,863	\$63,851	1.10
41-3099	Sales representatives, services, all other	29,750	3.60	\$34.85	\$72,485.00	\$2.47	\$13.26	\$19.03	\$28.38	\$42.92	\$64.60	\$27,581.00	\$39,586.00	\$59,030.00	\$89,267.00	\$134,372.00	1.59
41-4011	Sales representatives, wholesale and manufacturing, technical and scientific products	5,320	8.56	\$47.69	\$99,202	3.62	\$21.67	\$30.66	\$44.11	\$60.11	\$77.33	\$45,068	\$63,781	\$91,745	\$125,035	\$160,855	0.94
41-4012	Sales representatives, wholesale and manufacturing, except technical and scientific products	26,690	3.60	\$37.18	\$77,332	2.02	\$15.50	\$21.74	\$30.87	\$46.59	\$65.86	\$32,241	\$45,226	\$64,211	\$96,898	\$136,998	1.09
41-9011	Demonstrators and product promoters	860	14.17	\$13.04	\$27,127	4.86	\$10.63	\$11.27	\$12.30	\$13.94	\$15.12	\$22,103	\$23,451	\$25,575	\$28,991	\$31,452	0.59
41-9021	Real estate brokers	2,900	15.31	\$29.17	\$60,682	6.55	\$10.21	\$17.68	\$27.45	\$36.51	\$44.45	\$21,232	\$36,777	\$57,103	\$75,948	\$92,457	3.97
41-9022	Real estate sales agents	3,980	11.13	\$32.38	\$67,351	5.26	\$10.21	\$17.90	\$29.32	\$43.49	\$57.99	\$21,234	\$37,227	\$60,985	\$90,463	\$120,619	1.40
41-9031	Sales engineers	3,190	11.06	\$62.29	\$129,558	2.76	\$36.91	\$46.89	\$63.21	\$75.80	\$89.65	\$76,783	\$97,522	\$131,470	\$157,655	\$186,472	2.68
41-9041	Telemarketers	4,370	8.14	\$14.41	\$29,978	3.78	\$10.21	\$11.09	\$13.01	\$15.56	\$20.61	\$21,234	\$23,060	\$27,051	\$32,358	\$42,870	1.47
41-9091	Door-to-door sales workers, news and street vendors, and related workers	210	33.46	\$17.53	\$36,459	11.99	\$10.48	\$11.92	\$14.23	\$21.66	\$30.39	\$21,795	\$24,785	\$29,593	\$45,057	\$63,204	1.20
41-9099	Sales and related workers, all other	4,150	8.34	\$20.29	\$42,208	2.45	\$11.10	\$13.16	\$17.84	\$24.09	\$31.29	\$23,093	\$27,366	\$37,102	\$50,116	\$65,077	2.39
43-0000	Office and administrative support	361,390	0.86	\$19.68	\$40,926	0.46	\$11.44	\$14.03	\$18.06	\$23.53	\$29.93	\$23,785	\$29,174	\$37,560	\$48,947	\$62,257	0.91
43-1011	First-line supervisors of office and administrative support work	20,630	1.88	\$30.10	\$62,598	0.94	\$16.84	\$21.91	\$28.52	\$36.24	\$45.85	\$35,031	\$45,570	\$59,323	\$75,389	\$95,366	0.77
43-2011	Switchboard operators, including answering service	1,100	24.77	\$14.61	\$30,399	1.94	\$11.16	\$12.56	\$14.34	\$16.71	\$18.67	\$23,203	\$26,126	\$29,819	\$34,763	\$38,829	0.85
43-3011	Bill and account collectors	2,980	5.58	\$19.58	\$40,727	2.56	\$12.35	\$15.42	\$18.53	\$23.10	\$28.41	\$25,687	\$32,067	\$38,542	\$48,052	\$59,102	0.66
43-3021	Billing and posting clerks and machine operators	7,520	6.12	\$19.74	\$41,058	1.76	\$13.46	\$16.24	\$18.98	\$23.13	\$27.84	\$27,997	\$33,783	\$39,487	\$48,116	\$57,912	0.89
43-3031	Bookkeeping, accounting, and auditing clerks	27,560	2.91	\$20.59	\$42,827	0.88	\$12.08	\$15.86	\$20.11	\$24.55	\$29.65	\$25,127	\$32,983	\$41,820	\$51,054	\$61,665	0.99
43-3041	Gaming cage workers	190	14.25	\$14.36	\$29,861	2.23	\$10.54	\$11.87	\$13.87	\$16.43	\$18.92	\$21,923	\$24,690	\$28,845	\$34,183	\$39,350	0.65
43-3051	Payroll and timekeeping clerks	2,060	6.26	\$24.03	\$49,979	1.61	\$15.78	\$18.98	\$23.53	\$28.57	\$33.05	\$32,819	\$39,477	\$48,939	\$59,421	\$68,741	0.79
43-3061	Procurement clerks	970	5.45	\$22.10	\$45,977	1.71	\$15.63	\$18.39	\$21.76	\$25.24	\$29.54	\$32,507	\$38,261	\$45,269	\$52,495	\$61,452	0.79
43-3071	Tellers	6,630	6.04	\$14.81	\$30,812	1.34	\$11.55	\$12.77	\$14.23	\$16.20	\$19.10	\$24,027	\$26,560	\$29,602	\$33,690	\$39,737	0.78
43-3099	Financial clerks, all other	2,100	4.80	\$22.60	\$47,008	1.59	\$15.81	\$18.17	\$21.74	\$26.18	\$31.17	\$32,882	\$37,788	\$45,216	\$54,464	\$64,828	3.74
43-4011	Brokerage clerks	880	13.43	\$26.71	\$55,566	3.50	\$19.77	\$21.68	\$24.67	\$28.64	\$31.94	\$41,114	\$45,103	\$51,304	\$59,563	\$66,439	0.88
43-4021	Correspondence clerks	110	24.71	\$19.53	\$40,616	6.29	\$11.17	\$16.19	\$19.40	\$23.46	\$28.14	\$23,239	\$33,679	\$40,347	\$48,795	\$58,541	1.11
43-4031	Court, municipal, and license clerks	5,320	3.26	\$19.94	\$41,468	0.77	\$13.32	\$16.53	\$19.47	\$23.17	\$26.69	\$27,699	\$34,374	\$40,492	\$48,194	\$55,524	2.06
43-4041	Credit authorizers, checkers, and clerks	500	13.19	\$22.01	\$45,775	4.11	\$13.93	\$16.59	\$19.94	\$26.22	\$32.70	\$28,969	\$34,498	\$41,470	\$54,545	\$68,021	0.93
43-4051	Customer service representatives	48,120	3.29	\$17.98	\$37,392	1.15	\$11.05	\$12.91	\$16.47	\$21.18	\$27.37	\$22,984	\$26,852	\$34,260	\$44,062	\$56,935	0.93
43-4061	Eligibility interviewers, government programs	2,640	1.97	\$22.27	\$46,314	1.48	\$16.51	\$18.54	\$21.64	\$25.54	\$29.54	\$34,347	\$38,560	\$45,020	\$53,133	\$61,453	1.06
43-4071	File clerks	1,910	8.71	\$17.30	\$35,992	1.54	\$11.77	\$14.01	\$16.85	\$19.53	\$23.73	\$24,473	\$29,142	\$35,044	\$40,620	\$49,352	0.96
43-4081	Hotel, motel, and resort desk clerks	6,050	5.08	\$13.46	\$28,003	1.32	\$10.50	\$11.22	\$12.75	\$15.01	\$17.78	\$21,836	\$23,346	\$26,524	\$31,212	\$36,985	1.28
43-4111	Interviewers, except eligibility and loan	4,900	5.47	\$18.22	\$37,892	2.10	\$11.45	\$14.94	\$17.74	\$21.42	\$24.75	\$23,823	\$31,083	\$36,908	\$44,558	\$51,487	1.40
43-4121	Library assistants, clerical	1,080	19.05	\$14.28	\$29,694	1.69	\$10.65	\$11.40	\$13.19	\$16.05	\$19.11	\$22,144	\$23,702	\$27,436	\$33,387	\$39,753	0.67
43-4131	Loan interviewers and clerks	3,540	8.55	\$22.90	\$47,631	1.44	\$15.83	\$18.54	\$22.13	\$26.42	\$31.05	\$32,920	\$38,572	\$46,036	\$54,955	\$64,576	0.88
43-4141	New accounts clerks	330	26.29	\$17.25	\$35,885	5.67	\$12.35	\$13.71	\$16.21	\$18.58	\$26.39	\$25,678	\$28,520	\$33,716	\$38,648	\$54,898	0.43
43-4151	Order clerks	4,110	8.65	\$18.05	\$37,552	2.80	\$11.25	\$13.67	\$17.32	\$21.53	\$25.66	\$23,401	\$28,443	\$36,018	\$44,777	\$53,382	1.43
43-4161	Human resources assistants, except payroll and timekeeping	2,150	3.24	\$20.98	\$43,643	1.43	\$14.91	\$17.18	\$20.83	\$24.25	\$28.27	\$31,021	\$35,738	\$43,324	\$50,443	\$58,792	0.95
43-4171	Receptionists and information clerks	18,240	3.53	\$15.56	\$32,360	0.92	\$10.76	\$12.46	\$15.09	\$18.13	\$21.14	\$22,382	\$25,915	\$31,380	\$37,714	\$43,961	0.97

Data unavailable

Occupational Code	Occupational Title	Employment Estimate	Employment Percentage Relative Standard Error	Average Hourly Wage	Average Annual Wage	Wage Percentage Relative Standard Error	10th Percentile (Hourly)	25th Percentile (Hourly)	50th Percentile (Hourly)	75th Percentile (Hourly)	90th Percentile (Hourly)	10th Percentile (Annual)	25th Percentile (Annual)	50th Percentile (Annual)	75th Percentile (Annual)	90th Percentile (Annual)	Location Quotients
43-4181	Reservation and transportation ticket agents and travel clerks	2,150	8.05	\$21.02	\$43,720	6.03	\$11.62	\$14.03	\$18.33	\$29.91	\$35.04	\$24,173	\$29,180	\$38,127	\$62,221	\$72,887	0.90
43-4199	Information and record clerks, all other	11,950	2.85	\$20.83	\$43,329	0.91	\$13.48	\$16.54	\$20.07	\$24.26	\$28.94	\$28,032	\$34,407	\$41,737	\$50,465	\$60,185	4.25
43-5011	Cargo and freight agents	650	16.20	\$22.76	\$47,346	10.23	\$12.86	\$15.80	\$20.05	\$25.38	\$30.46	\$26,756	\$32,867	\$41,699	\$52,798	\$63,359	0.39
43-5021	Couriers and messengers	1,110	16.32	\$15.61	\$32,474	4.50	\$10.96	\$12.37	\$14.77	\$18.54	\$22.09	\$22,801	\$25,738	\$30,721	\$38,567	\$45,951	0.81
43-5031	Police, fire, and ambulance dispatchers	1,710	4.77	\$23.42	\$48,712	0.91	\$16.63	\$20.29	\$23.49	\$26.96	\$30.21	\$34,596	\$42,206	\$48,853	\$56,087	\$62,845	0.99
43-5032	Dispatchers, except police, fire, and ambulance	3,240	6.17	\$21.15	\$43,984	2.22	\$13.03	\$15.59	\$19.24	\$25.05	\$32.41	\$27,111	\$32,423	\$40,029	\$52,103	\$67,420	0.89
43-5041	Meter readers, utilities	440	19.27	\$28.91	\$60,132	2.49	\$19.12	\$24.07	\$28.78	\$34.48	\$38.68	\$39,762	\$50,067	\$59,868	\$71,718	\$80,444	0.73
43-5051	Postal service clerks	1,230	0.00	\$24.54	\$51,049	0.91	\$17.20	\$20.92	\$28.89	\$28.90	\$29.48	\$35,766	\$43,504	\$60,092	\$60,106	\$61,327	0.86
43-5052	Postal service mail carriers	5,430	0.00	\$24.55	\$51,074	0.86	\$17.78	\$17.79	\$23.75	\$30.05	\$30.65	\$36,985	\$37,000	\$49,410	\$62,495	\$63,757	0.88
43-5053	Postal service mail sorters, processors, and processing machine operators	2,150	0.00	\$24.36	\$50,679	2.40	\$16.97	\$17.20	\$28.25	\$28.89	\$28.90	\$35,298	\$35,776	\$58,768	\$60,097	\$60,109	1.14
43-5061	Production, planning, and expediting clerks	2,730	3.22	\$25.68	\$53,414	1.14	\$15.84	\$19.54	\$24.48	\$30.02	\$37.36	\$32,952	\$40,637	\$50,914	\$62,446	\$77,719	0.43
43-5071	Shipping, receiving, and traffic clerks	8,440	4.66	\$16.82	\$34,994	1.06	\$10.96	\$12.82	\$15.76	\$19.54	\$24.36	\$22,787	\$26,667	\$32,790	\$40,650	\$50,661	0.71
43-5081	Stock clerks and order fillers	36,530	3.02	\$15.01	\$31,229	0.82	\$10.69	\$11.76	\$13.86	\$17.26	\$21.39	\$22,227	\$24,461	\$28,823	\$35,895	\$44,486	0.98
43-5111	Weighers, measurers, checkers, and samplers, recordkeeping	1,050	21.67	\$15.00	\$31,191	4.63	\$10.21	\$11.00	\$13.00	\$17.42	\$22.43	\$21,231	\$22,883	\$27,033	\$36,232	\$46,657	0.88
43-6011	Executive secretaries and executive administrative assistants	10,680	2.55	\$27.32	\$56,826	1.37	\$18.83	\$21.50	\$25.70	\$31.38	\$37.92	\$39,171	\$44,710	\$53,449	\$65,260	\$78,875	1.03
43-6013	Medical secretaries	6,450	7.63	\$18.70	\$38,893	1.50	\$13.28	\$15.49	\$17.97	\$21.65	\$25.29	\$27,621	\$32,228	\$37,370	\$45,040	\$52,599	0.61
43-6014	Secretaries and administrative assistants, except legal, medical,	38,610	2.11	\$18.66	\$38,813	0.52	\$11.45	\$14.38	\$17.96	\$22.47	\$27.11	\$23,806	\$29,916	\$37,362	\$46,744	\$56,382	0.98
43-9011	Computer operators	310	23.08	\$23.30	\$48,465	3.74	\$11.89	\$18.01	\$23.25	\$29.23	\$34.34	\$24,730	\$37,455	\$48,363	\$60,799	\$71,433	0.49
43-9021	Data entry keyers	2,650	8.45	\$16.96	\$35,267	1.81	\$11.22	\$13.76	\$16.71	\$19.39	\$23.49	\$23,338	\$28,619	\$34,747	\$40,328	\$48,857	0.84
43-9022	Word processors and typists	460	27.61	\$19.70	\$40,982	3.21	\$11.70	\$14.81	\$20.53	\$23.72	\$26.13	\$24,333	\$30,805	\$42,706	\$49,342	\$54,348	0.48
43-9031	Desktop publishers	130	21.65	\$25.64	\$53,333	4.41	\$11.78	\$15.57	\$25.56	\$34.20	\$38.26	\$24,511	\$32,377	\$53,173	\$71,142	\$79,591	0.68
43-9041	Insurance claims and policy processing clerks	#	#	\$23.41	\$48,702	3.37	\$15.99	\$18.39	\$22.07	\$27.11	\$35.07	\$33,250	\$38,246	\$45,910	\$56,396	\$72,937	#
43-9051	Mail clerks and mail machine operators, except postal service	1,140	10.76	\$16.15	\$33,595	1.63	\$10.93	\$13.13	\$15.56	\$18.58	\$22.26	\$22,739	\$27,313	\$32,363	\$38,639	\$46,302	0.73
43-9061	Office clerks, general	41,290	2.53	\$19.64	\$40,842	0.72	\$11.32	\$14.19	\$18.42	\$23.68	\$29.85	\$23,554	\$29,516	\$38,305	\$49,257	\$62,087	0.77
43-9071	Office machine operators, except computer	650	17.89	\$17.74	\$36,907	5.50	\$12.38	\$13.96	\$16.85	\$20.61	\$25.35	\$25,757	\$29,032	\$35,042	\$42,861	\$52,721	0.74
43-9081	Proofreaders and copy markers	170	21.64	\$19.08	\$39,682	9.48	\$10.21	\$13.31	\$16.87	\$21.48	\$30.36	\$21,233	\$27,684	\$35,089	\$44,682	\$63,157	0.95
43-9111	Statistical assistants	180	3.77	\$21.76	\$45,254	3.80	\$11.18	\$18.01	\$22.81	\$26.66	\$30.15	\$23,244	\$37,465	\$47,444	\$55,461	\$62,710	0.91
43-9199	Office and administrative support workers, all other	1,400	6.99	\$17.78	\$36,975	2.15	\$10.75	\$13.11	\$16.62	\$21.30	\$26.12	\$22,355	\$27,269	\$34,566	\$44,303	\$54,330	0.39
45-0000	Farming, fishing, and forestry	7,050	7.58	\$15.60	\$32,451.00	\$1.70	\$10.21	\$11.07	\$13.74	\$17.99	\$23.46	\$21,232.00	\$23,030.00	\$28,585.00	\$37,409.00	\$48,789.00	0.81
45-1011	First-line supervisors of farming, fishing, and forestry workers	330	14.41	\$27.56	\$57,329	5.22	\$14.09	\$20.17	\$26.42	\$34.34	\$39.22	\$29,301	\$41,956	\$54,963	\$71,430	\$81,583	0.85
45-2011	Agricultural inspectors	190	3.09	\$22.78	\$47,386	1.69	\$16.90	\$19.88	\$21.37	\$25.96	\$30.00	\$35,144	\$41,355	\$44,441	\$53,990	\$62,410	0.80
45-2041	Graders and sorters, agricultural products	#	#	\$10.93	\$22,741	1.86	\$10.20	\$10.21	\$10.47	\$11.41	\$12.04	\$21,221	\$21,228	\$21,786	\$23,739	\$25,046	#
45-2091	Agricultural equipment operators	80	45.52	\$15.81	\$32,885	9.63	\$10.75	\$11.56	\$16.01	\$18.83	\$22.41	\$22,364	\$24,054	\$33,291	\$39,162	\$46,615	0.17
45-2092	Farmworkers and laborers, crop, nursery, and greenhouse	3,840	10.01	\$15.32	\$31,870	1.95	\$10.36	\$11.65	\$14.35	\$17.70	\$21.60	\$21,553	\$24,238	\$29,852	\$36,813	\$44,931	0.74
45-2093	Farmworkers, farm, ranch, and aquacultural animals	1,170	11.79	\$15.17	\$31,545	3.96	\$10.21	\$10.98	\$13.25	\$17.27	\$23.90	\$21,234	\$22,832	\$27,554	\$35,926	\$49,710	1.70
45-2099	Agricultural workers, all other	140	22.28	\$19.78	\$41,152	10.34	\$11.06	\$13.33	\$16.65	\$21.87	\$32.61	\$23,007	\$27,734	\$34,641	\$45,480	\$67,831	1.18
45-4011	Forest and conservation workers	#	#	\$13.86	\$28,832	4.76	\$10.21	\$10.88	\$12.78	\$15.82	\$19.23	\$21,228	\$22,634	\$26,582	\$32,900	\$40,001	#
45-4021	Fallers	#	#	\$14.26	\$29,652	14.37	\$10.36	\$10.84	\$11.62	\$18.00	\$21.66	\$21,555	\$22,538	\$24,176	\$37,446	\$45,047	#
45-4022	Logging equipment operators	100	29.43	\$18.98	\$39,478	5.49	\$11.96	\$14.46	\$19.00	\$23.27	\$26.74	\$24,870	\$30,068	\$39,521	\$48,410	\$55,628	0.20
45-4029	Logging workers, all other	#	#	\$23.22	\$48,291	13.29	\$14.90	\$17.56	\$22.17	\$28.38	\$35.65	\$30,987	\$36,524	\$46,108	\$59,028	\$74,150	#
47-0000	Construction and extraction	140,690	1.46	\$24.03	\$49,985	0.68	\$14.34	\$17.54	\$22.54	\$28.71	\$36.15	\$29,825	\$36,484	\$46,884	\$59,724	\$75,184	1.30
47-1011	First-line supervisors of construction trades and extraction work	16,160	3.20	\$35.38	\$73,583	1.30	\$21.34	\$26.94	\$33.32	\$41.88	\$50.84	\$44,391	\$56,028	\$69,301	\$87,117	\$105,757	1.49
47-2011	Boilermakers	60	44.29	\$33.90	\$70,513	4.37	\$30.83	\$32.29	\$34.74	\$37.19	\$38.65	\$64,119	\$67,164	\$72,255	\$77,345	\$80,399	0.25
47-2021	Brickmasons and blockmasons	1,370	22.56	\$25.90	\$53,864	3.40	\$19.19	\$23.07	\$26.67	\$29.32	\$31.11	\$39,914	\$47,995	\$55,484	\$60,989	\$64,704	1.19
47-2022	Stonemasons	330	29.73	\$19.80	\$41,176	6.45	\$13.07	\$16.01	\$19.01	\$24.19	\$28.48	\$27,183	\$33,294	\$39,543	\$50,321	\$59,241	1.46
47-2031	Carpenters	14,170	4.96	\$22.90	\$47,637	1.60	\$13.86	\$17.63	\$22.86	\$27.90	\$31.13	\$28,835	\$36,673	\$47,554	\$58,039	\$64,760	1.09
47-2041	Carpet installers	400	37.01	\$21.74	\$45,222	7.38	\$13.42	\$18.57	\$22.04	\$24.68	\$30.02	\$27,907	\$38,633	\$45,845	\$51,334	\$62,433	0.85

Data unavailable

Occupational Code	Occupational Title	Employment Estimate	Employment Percentage Relative Standard Error	Average Hourly Wage	Average Annual Wage	Wage Percentage Relative Standard Error	10th Percentile (Hourly)	25th Percentile (Hourly)	50th Percentile (Hourly)	75th Percentile (Hourly)	90th Percentile (Hourly)	10th Percentile (Annual)	25th Percentile (Annual)	50th Percentile (Annual)	75th Percentile (Annual)	90th Percentile (Annual)	Location Quotients
47-2042	Floor layers, except carpet, wood, and hard tiles	210	34.01	\$18.73	\$38,952	5.35	\$12.51	\$13.95	\$16.96	\$21.72	\$27.03	\$26,026	\$29,022	\$35,270	\$45,183	\$56,224	0.81
47-2043	Floor sanders and finishers	#	#	\$17.09	\$35,540	10.77	\$12.48	\$13.50	\$16.18	\$21.16	\$23.67	\$25,958	\$28,070	\$33,663	\$44,006	\$49,239	#
47-2044	Tile and marble setters	880	16.30	\$20.09	\$41,792	6.85	\$10.99	\$13.88	\$19.21	\$25.34	\$29.59	\$22,860	\$28,872	\$39,954	\$52,704	\$61,548	1.24
47-2051	Cement masons and concrete finishers	5,170	9.84	\$21.53	\$44,786	2.05	\$14.17	\$17.51	\$21.61	\$25.23	\$29.24	\$29,473	\$36,411	\$44,956	\$52,481	\$60,816	1.53
47-2061	Construction laborers	20,910	4.26	\$17.56	\$36,523	1.35	\$11.28	\$13.96	\$17.05	\$20.29	\$24.29	\$23,457	\$29,040	\$35,466	\$42,211	\$50,515	1.15
47-2071	Paving, surfacing, and tamping equipment operators	1,730	11.53	\$21.78	\$45,311	1.62	\$16.01	\$18.94	\$21.78	\$24.56	\$28.74	\$33,304	\$39,393	\$45,304	\$51,089	\$59,777	2.05
47-2073	Operating engineers and other construction equipment operators	11,290	4.94	\$23.92	\$49,749	0.98	\$16.59	\$20.08	\$23.78	\$28.03	\$30.86	\$34,511	\$41,761	\$49,456	\$58,300	\$64,193	1.63
47-2081	Drywall and ceiling tile installers	2,910	14.18	\$22.41	\$46,615	1.94	\$15.50	\$18.89	\$22.36	\$25.80	\$29.71	\$32,239	\$39,287	\$46,500	\$53,656	\$61,807	1.58
47-2082	Tapers	230	23.98	\$23.68	\$49,244	3.34	\$15.55	\$20.08	\$24.42	\$27.64	\$29.77	\$32,340	\$41,757	\$50,794	\$57,492	\$61,919	0.71
47-2111	Electricians	14,850	4.93	\$26.68	\$55,496	1.50	\$16.17	\$20.24	\$26.43	\$32.35	\$37.91	\$33,643	\$42,107	\$54,980	\$67,282	\$78,861	1.25
47-2121	Glaziers	1,420	14.08	\$22.78	\$47,387	3.23	\$14.03	\$17.12	\$22.68	\$28.08	\$32.02	\$29,184	\$35,619	\$47,179	\$58,413	\$66,601	1.53
47-2131	Insulation workers, floor, ceiling, and wall	#	#	\$17.28	\$35,942	2.78	\$12.44	\$14.61	\$17.05	\$19.18	\$23.00	\$25,879	\$30,396	\$35,471	\$39,890	\$47,831	#
47-2132	Insulation workers, mechanical	1,070	38.72	\$20.49	\$42,629	2.82	\$14.46	\$17.22	\$20.46	\$22.99	\$25.12	\$30,068	\$35,808	\$42,551	\$47,818	\$52,253	2.40
47-2141	Painters, construction and maintenance	4,410	9.70	\$20.00	\$41,597	2.12	\$15.20	\$16.81	\$19.33	\$22.96	\$26.61	\$31,616	\$34,970	\$40,208	\$47,750	\$55,342	1.07
47-2142	Paperhangers	180	48.76	\$20.54	\$42,732	4.63	\$13.30	\$15.61	\$18.36	\$27.13	\$29.85	\$27,657	\$32,461	\$38,197	\$56,440	\$62,082	3.64
47-2151	Pipelayers	950	21.96	\$21.83	\$45,415	5.39	\$15.01	\$16.83	\$20.07	\$25.80	\$31.99	\$31,220	\$35,010	\$41,749	\$53,662	\$66,546	1.38
47-2152	Plumbers, pipefitters, and steamfitters	10,600	8.12	\$25.65	\$53,344	2.80	\$15.81	\$19.41	\$24.95	\$30.22	\$36.89	\$32,882	\$40,375	\$51,894	\$62,849	\$76,739	1.34
47-2161	Plasterers and stucco masons	#	#	\$17.38	\$36,145	4.74	\$11.68	\$15.92	\$17.58	\$19.24	\$21.31	\$24,293	\$33,108	\$36,564	\$40,024	\$44,324	#
47-2171	Reinforcing iron and rebar workers	560	30.26	\$22.50	\$46,801	4.23	\$16.54	\$19.00	\$22.08	\$26.15	\$29.45	\$34,402	\$39,513	\$45,928	\$54,383	\$61,255	1.67
47-2181	Roofers	3,490	10.38	\$20.23	\$42,073	2.75	\$13.85	\$16.12	\$19.55	\$24.09	\$28.34	\$28,803	\$33,529	\$40,663	\$50,109	\$58,943	1.50
47-2211	Sheet metal workers	2,870	14.73	\$22.64	\$47,088	4.22	\$13.75	\$16.84	\$21.21	\$27.63	\$33.43	\$28,598	\$35,033	\$44,110	\$57,461	\$69,540	1.21
47-2221	Structural iron and steel workers	1,680	14.53	\$25.30	\$52,618	3.37	\$17.08	\$20.14	\$24.18	\$29.17	\$34.49	\$35,528	\$41,895	\$50,300	\$60,678	\$71,745	1.20
47-2231	Solar photovoltaic installers	#	#	\$23.21	\$48,274	5.90	\$16.18	\$17.75	\$21.34	\$27.47	\$31.19	\$33,650	\$36,914	\$44,397	\$57,148	\$64,877	#
47-3011	Helpers--brickmasons, blockmasons, stonemasons, and tile and marble setters	700	22.87	\$19.19	\$39,925	4.05	\$14.07	\$16.01	\$17.92	\$20.63	\$25.71	\$29,273	\$33,302	\$37,271	\$42,901	\$53,479	1.59
47-3012	Helpers--carpenters	420	25.52	\$16.58	\$34,487	2.62	\$13.26	\$15.04	\$16.71	\$18.36	\$19.50	\$27,575	\$31,289	\$34,765	\$38,197	\$40,568	0.70
47-3013	Helpers--electricians	#	#	\$17.76	\$36,951	5.27	\$11.75	\$14.12	\$17.68	\$21.49	\$24.03	\$24,439	\$29,370	\$36,782	\$44,689	\$49,973	#
47-3014	Helpers--painters, paperhangers, plasterers, and stucco masons	110	17.96	\$16.63	\$34,600	7.09	\$12.35	\$13.55	\$15.99	\$19.05	\$23.05	\$25,693	\$28,194	\$33,252	\$39,617	\$47,935	0.57
47-3015	Helpers--pipelayers, plumbers, pipefitters, and steamfitters	380	31.15	\$16.86	\$35,061	4.24	\$12.74	\$14.29	\$16.33	\$18.60	\$22.53	\$26,490	\$29,716	\$33,971	\$38,695	\$46,863	0.38
47-3016	Helpers--roofers	110	14.68	\$14.30	\$29,745	5.82	\$10.91	\$11.93	\$14.28	\$16.67	\$18.17	\$22,702	\$24,811	\$29,702	\$34,679	\$37,792	0.68
47-3019	Helpers, construction trades, all other	220	32.39	\$17.77	\$36,960	10.04	\$12.46	\$13.64	\$15.84	\$21.93	\$25.66	\$25,912	\$28,370	\$32,943	\$45,620	\$53,363	0.47
47-4011	Construction and building inspectors	2,780	12.87	\$32.02	\$66,593	4.04	\$19.67	\$25.02	\$31.28	\$39.83	\$46.29	\$40,919	\$52,040	\$65,071	\$82,837	\$96,281	1.48
47-4021	Elevator installers and repairers	490	36.31	\$37.57	\$78,137	6.76	\$24.18	\$28.50	\$36.90	\$47.11	\$55.68	\$50,292	\$59,284	\$76,760	\$97,999	\$115,806	1.01
47-4031	Fence erectors	500	28.32	\$16.90	\$35,161	3.49	\$12.60	\$13.92	\$16.21	\$18.79	\$22.54	\$26,208	\$28,947	\$33,719	\$39,075	\$46,880	1.18
47-4041	Hazardous materials removal workers	1,210	12.71	\$19.79	\$41,171	3.21	\$14.18	\$16.93	\$19.68	\$22.52	\$24.51	\$29,493	\$35,211	\$40,927	\$46,836	\$50,980	1.52
47-4051	Highway maintenance workers	2,840	3.20	\$20.52	\$42,689	0.61	\$15.87	\$17.77	\$20.14	\$23.22	\$26.18	\$33,013	\$36,961	\$41,889	\$48,306	\$54,458	1.05
47-4061	Rail-track laying and maintenance equipment operators	#	#	\$26.04	\$54,157	3.28	\$17.47	\$22.17	\$27.10	\$30.18	\$32.76	\$36,338	\$46,110	\$56,364	\$62,784	\$68,151	#
47-4071	Septic tank servicers and sewer pipe cleaners	920	18.36	\$22.75	\$47,322	6.04	\$14.07	\$17.08	\$21.49	\$27.51	\$33.40	\$29,272	\$35,524	\$44,689	\$57,214	\$69,462	1.88
47-4090	Miscellaneous construction and related workers	980	27.03	\$20.21	\$42,047	3.73	\$13.69	\$16.37	\$19.01	\$24.08	\$28.70	\$28,485	\$34,042	\$39,543	\$50,091	\$59,694	1.62
47-5011	Derrick operators, oil and gas	250	16.37	\$24.71	\$51,389	3.79	\$18.55	\$22.43	\$25.53	\$28.15	\$29.73	\$38,590	\$46,657	\$53,095	\$68,562	\$61,843	1.23
47-5012	Rotary drill operators, oil and gas	610	29.07	\$26.86	\$55,871	7.48	\$17.71	\$20.42	\$24.13	\$33.57	\$38.28	\$36,833	\$42,482	\$50,183	\$69,820	\$79,617	1.86
47-5013	Service unit operators, oil, gas, and mining	2,530	11.10	\$27.07	\$56,313	6.59	\$17.06	\$19.73	\$22.90	\$27.96	\$36.52	\$35,483	\$41,040	\$47,639	\$58,155	\$75,968	2.81
47-5021	Earth drillers, except oil and gas	390	28.98	\$24.55	\$51,071	3.28	\$17.97	\$20.76	\$23.91	\$28.46	\$33.40	\$37,380	\$43,172	\$49,733	\$59,205	\$69,470	1.19
47-5031	Explosives workers, ordnance handling experts, and blasters	200	4.58	\$29.21	\$60,752	3.43	\$23.25	\$26.28	\$29.01	\$31.99	\$37.07	\$48,357	\$54,670	\$60,347	\$66,538	\$77,110	1.99
47-5041	Continuous mining machine operators	460	12.99	\$29.28	\$60,907	4.62	\$24.09	\$26.61	\$29.21	\$32.14	\$37.12	\$50,114	\$55,347	\$60,765	\$66,858	\$77,209	1.71
47-5042	Mine cutting and channeling machine operators	110	2.73	\$27.28	\$66,734	3.17	\$20.67	\$23.08	\$27.21	\$30.67	\$35.50	\$42,985	\$48,004	\$56,590	\$63,800	\$73,840	1.18
47-5049	Mining machine operators, all other	30	21.10	\$23.76	\$49,423	5.86	\$19.27	\$20.69	\$22.68	\$24.77	\$32.92	\$40,090	\$43,039	\$47,179	\$51,521	\$68,475	0.59
47-5051	Rock splitters, quarry	150	24.31	\$20.07	\$41,740	3.56	\$15.97	\$17.18	\$19.21	\$22.83	\$26.31	\$33,222	\$35,729	\$39,947	\$47,492	\$54,721	1.66
47-5071	Roustabouts, oil and gas	2,900	10.16	\$21.52	\$44,754	2.41	\$15.61	\$17.29	\$20.57	\$25.29	\$29.44	\$32,470	\$35,971	\$42,788	\$52,597	\$61,229	2.92
47-5081	Helpers--extraction workers	620	12.70	\$17.64	\$36,694	3.01	\$15.35	\$16.11	\$17.29	\$18.48	\$19.34	\$31,937	\$33,501	\$35,973	\$38,445	\$40,220	2.14

Data unavailable

Occupational Code	Occupational Title	Employment Estimate	Employment Percentage Relative Standard Error	Average Hourly Wage	Average Annual Wage	Wage Percentage Relative Standard Error	10th Percentile (Hourly)	25th Percentile (Hourly)	50th Percentile (Hourly)	75th Percentile (Hourly)	90th Percentile (Hourly)	10th Percentile (Annual)	25th Percentile (Annual)	50th Percentile (Annual)	75th Percentile (Annual)	90th Percentile (Annual)	Location Quotients
47-5099	Extraction workers, all other	260	30.37	\$25.13	\$52,260	5.07	\$16.52	\$19.11	\$23.65	\$29.81	\$37.06	\$34,369	\$39,751	\$49,195	\$61,996	\$77,081	2.37
49-0000	Installation, maintenance, and repair	101,450	1.48	\$24.75	\$51,483	0.63	\$13.09	\$17.08	\$23.22	\$30.66	\$38.80	\$27,222	\$35,525	\$48,291	\$63,763	\$80,707	1.00
49-1011	First-line supervisors of mechanics, installers, and repairers	8,590	3.42	\$34.34	\$71,423	1.05	\$20.29	\$25.55	\$33.55	\$42.12	\$49.85	\$42,196	\$53,146	\$69,793	\$87,616	\$103,681	1.01
49-2011	Computer, automated teller, and office machine repairers	1,190	12.08	\$20.54	\$42,721	2.79	\$12.78	\$15.26	\$19.27	\$24.55	\$30.83	\$26,584	\$31,750	\$40,082	\$51,058	\$64,119	0.64
49-2021	Radio, cellular, and tower equipment installers and repairers	570	31.32	\$26.18	\$54,465	10.22	\$14.09	\$16.77	\$27.32	\$35.26	\$38.67	\$29,303	\$34,874	\$56,832	\$73,345	\$80,434	2.27
49-2022	Telecommunications equipment installers and repairers, except line installers	4,820	11.02	\$30.79	\$64,046	2.27	\$19.26	\$25.38	\$32.27	\$36.55	\$39.42	\$40,057	\$52,792	\$67,116	\$76,014	\$81,999	1.16
49-2091	Avionics technicians	440	10.17	\$29.34	\$61,032	5.81	\$11.67	\$20.04	\$30.57	\$38.35	\$44.48	\$24,275	\$41,674	\$63,591	\$79,766	\$92,512	1.29
49-2092	Electric motor, power tool, and related repairers	620	26.08	\$22.46	\$46,718	4.17	\$13.70	\$17.49	\$22.05	\$27.18	\$30.60	\$28,487	\$36,373	\$45,856	\$56,525	\$63,644	2.18
49-2093	Electrical and electronics installers and repairers, transportation equipment	#	#	\$29.49	\$61,348	5.44	\$16.51	\$21.83	\$29.29	\$37.16	\$43.74	\$34,343	\$45,399	\$60,919	\$77,284	\$90,982	#
49-2094	Electrical and electronics repairers, commercial and industrial equipment	2,110	7.02	\$28.82	\$59,947	1.88	\$18.07	\$22.54	\$28.22	\$34.68	\$40.10	\$37,591	\$46,885	\$58,695	\$72,132	\$83,401	1.96
49-2095	Electrical and electronics repairers, powerhouse, substation, and relay	250	8.78	\$42.02	\$87,405	2.20	\$33.92	\$39.27	\$43.21	\$46.93	\$49.19	\$70,563	\$81,691	\$89,881	\$97,612	\$102,322	0.61
49-2096	Electronic equipment installers and repairers, motor vehicles	300	40.09	\$18.22	\$37,903	6.45	\$12.64	\$14.00	\$16.74	\$22.10	\$26.15	\$26,292	\$29,116	\$34,826	\$45,960	\$54,390	1.50
49-2097	Electronic home entertainment equipment installers and repairers	970	24.08	\$20.91	\$43,487	3.94	\$13.67	\$16.55	\$20.44	\$25.13	\$29.04	\$28,440	\$34,434	\$42,515	\$52,268	\$60,407	2.05
49-2098	Security and fire alarm systems installers	1,330	13.12	\$26.59	\$55,310	3.21	\$16.76	\$20.69	\$26.59	\$31.01	\$37.47	\$34,856	\$43,035	\$55,305	\$64,503	\$77,939	1.04
49-3011	Aircraft mechanics and service technicians	1,890	11.01	\$35.16	\$73,131	4.12	\$20.28	\$25.93	\$34.88	\$44.31	\$49.76	\$42,172	\$53,942	\$72,559	\$92,164	\$103,505	0.79
49-3021	Automotive body and related repairers	3,250	9.11	\$23.75	\$49,409	3.25	\$13.13	\$16.73	\$21.34	\$27.47	\$38.65	\$27,318	\$34,795	\$44,393	\$57,133	\$80,398	1.26
49-3022	Automotive glass installers and repairers	140	45.19	\$15.93	\$33,144	2.23	\$12.80	\$13.66	\$15.10	\$17.95	\$21.06	\$26,628	\$28,409	\$31,398	\$37,326	\$43,811	0.40
49-3023	Automotive service technicians and mechanics	11,730	3.46	\$23.10	\$48,043	1.44	\$12.10	\$16.06	\$22.22	\$28.87	\$35.16	\$25,162	\$33,400	\$46,221	\$60,045	\$73,131	1.00
49-3031	Bus and truck mechanics and diesel engine specialists	4,610	5.76	\$25.17	\$52,349	1.58	\$15.85	\$19.73	\$24.65	\$29.91	\$36.64	\$32,969	\$41,047	\$51,263	\$62,221	\$76,212	0.96
49-3041	Farm equipment mechanics and service technicians	510	18.53	\$21.62	\$44,979	4.06	\$12.66	\$16.58	\$20.85	\$26.43	\$30.60	\$26,340	\$34,478	\$43,376	\$54,972	\$63,655	0.81
49-3042	Mobile heavy equipment mechanics, except engines	3,320	8.34	\$26.06	\$54,202	1.59	\$18.44	\$21.44	\$25.58	\$30.30	\$35.77	\$38,359	\$44,593	\$53,212	\$63,026	\$74,403	1.31
49-3043	Rail car repairers	370	16.64	\$29.24	\$60,817	6.46	\$16.87	\$23.01	\$28.00	\$34.94	\$44.50	\$35,087	\$47,863	\$58,234	\$72,670	\$92,563	0.82
49-3051	Motorboat mechanics and service technicians	150	38.20	\$21.22	\$44,135	3.52	\$16.35	\$17.89	\$20.61	\$23.92	\$28.04	\$34,005	\$37,208	\$42,866	\$49,752	\$58,324	0.38
49-3052	Motorcycle mechanics	550	25.19	\$18.71	\$38,922	4.36	\$11.74	\$15.30	\$17.57	\$21.50	\$27.78	\$24,423	\$31,829	\$36,546	\$44,726	\$57,790	2.01
49-3053	Outdoor power equipment and other small engine mechanics	510	14.09	\$19.23	\$40,000	2.59	\$12.51	\$15.11	\$18.49	\$23.28	\$27.74	\$26,029	\$31,428	\$38,451	\$48,428	\$57,704	0.90
49-3091	Bicycle repairers	490	26.20	\$15.24	\$31,691	3.45	\$11.97	\$12.95	\$14.44	\$17.12	\$19.80	\$24,899	\$26,944	\$30,038	\$35,607	\$41,176	2.24
49-3092	Recreational vehicle service technicians	230	19.20	\$21.83	\$45,415	3.66	\$12.69	\$15.78	\$21.08	\$27.33	\$31.47	\$26,400	\$32,831	\$43,844	\$56,855	\$65,453	0.82
49-3093	Tire repairers and changers	2,630	12.96	\$14.73	\$30,645	2.49	\$11.27	\$12.57	\$14.18	\$16.46	\$18.98	\$23,447	\$26,154	\$29,500	\$34,240	\$39,487	1.30
49-9011	Mechanical door repairers	590	32.48	\$21.21	\$44,107	4.51	\$15.37	\$17.46	\$20.57	\$24.07	\$29.30	\$31,970	\$36,323	\$42,789	\$50,065	\$60,937	1.44
49-9012	Control and valve installers and repairers, except mechanical door	1,350	13.25	\$31.77	\$66,072	3.73	\$19.30	\$23.43	\$30.54	\$41.28	\$47.28	\$40,144	\$48,737	\$63,516	\$85,854	\$98,339	1.44
49-9021	Heating, air conditioning, and refrigeration mechanics and installers	6,060	9.25	\$25.70	\$53,456	3.26	\$15.73	\$18.84	\$24.94	\$30.26	\$37.18	\$32,728	\$39,192	\$51,880	\$62,933	\$77,330	1.03
49-9031	Home appliance repairers	880	19.53	\$20.29	\$42,207	8.92	\$10.94	\$12.36	\$16.48	\$26.41	\$35.64	\$22,754	\$25,701	\$34,285	\$54,938	\$74,126	1.57
49-9041	Industrial machinery mechanics	4,850	7.91	\$28.86	\$60,037	1.09	\$18.65	\$23.07	\$28.44	\$34.60	\$40.02	\$38,784	\$47,984	\$59,158	\$71,959	\$83,243	0.74
49-9043	Maintenance workers, machinery	410	12.25	\$22.30	\$46,387	3.08	\$15.52	\$17.36	\$21.08	\$26.86	\$30.21	\$32,285	\$36,114	\$43,842	\$55,874	\$62,841	0.28
49-9044	Millwrights	330	35.14	\$25.73	\$53,515	3.63	\$16.24	\$20.21	\$25.13	\$30.14	\$36.77	\$33,784	\$42,027	\$52,279	\$62,687	\$76,476	0.41
49-9051	Electrical power-line installers and repairers	2,440	9.17	\$37.63	\$78,262	1.82	\$21.92	\$31.87	\$40.66	\$45.79	\$48.67	\$45,590	\$66,297	\$84,570	\$95,236	\$101,224	1.17
49-9052	Telecommunications line installers and repairers	2,320	15.72	\$24.90	\$51,785	3.11	\$16.12	\$18.54	\$23.80	\$30.26	\$36.59	\$33,520	\$38,565	\$49,511	\$62,936	\$76,109	1.08
49-9061	Camera and photographic equipment repairers	#	#	\$18.00	\$37,446	10.07	\$12.68	\$13.37	\$14.54	\$21.45	\$30.22	\$26,368	\$27,818	\$30,235	\$44,624	\$62,866	#
49-9062	Medical equipment repairers	970	18.97	\$29.40	\$61,153	4.85	\$19.31	\$22.39	\$27.74	\$35.94	\$44.21	\$40,155	\$46,569	\$57,702	\$74,762	\$91,966	1.15
49-9063	Musical instrument repairers and tuners	120	35.78	\$16.82	\$34,994	7.73	\$11.41	\$12.87	\$14.72	\$21.13	\$24.61	\$23,738	\$26,776	\$30,608	\$43,953	\$51,190	0.80
49-9064	Watch repairers	#	#	\$23.71	\$49,322	4.18	\$14.48	\$17.24	\$25.19	\$28.44	\$30.89	\$30,120	\$35,852	\$52,402	\$59,150	\$64,260	#
49-9069	Precision instrument and equipment repairers, all other	50	8.57	\$27.59	\$57,378	4.95	\$11.22	\$13.45	\$28.09	\$42.12	\$46.32	\$23,336	\$27,975	\$58,431	\$87,618	\$96,338	0.27
49-9071	Maintenance and repair workers, general	23,430	2.49	\$19.95	\$41,501	0.81	\$11.51	\$14.71	\$18.75	\$24.28	\$29.84	\$23,945	\$30,594	\$38,994	\$50,499	\$62,068	0.93
49-9081	Wind turbine service technicians	150	28.84	\$33.20	\$69,064	6.42	\$22.74	\$26.59	\$32.23	\$40.26	\$46.31	\$47,303	\$55,303	\$67,035	\$83,733	\$96,331	1.44

Data unavailable

Occupational Code	Occupational Title	Employment Estimate	Employment Percentage Relative Standard Error	Average Hourly Wage	Average Annual Wage	Wage Percentage Relative Standard Error	10th Percentile (Hourly)	25th Percentile (Hourly)	50th Percentile (Hourly)	75th Percentile (Hourly)	90th Percentile (Hourly)	10th Percentile (Annual)	25th Percentile (Annual)	50th Percentile (Annual)	75th Percentile (Annual)	90th Percentile (Annual)	Location Quotients
49-9091	Coin, vending, and amusement machine servicers and repairers	370	18.28	\$20.29	\$42,209	3.18	\$12.20	\$14.74	\$19.03	\$23.93	\$29.55	\$25,383	\$30,652	\$39,592	\$49,773	\$61,468	0.61
49-9094	Locksmiths and safe repairers	270	29.65	\$21.57	\$44,875	4.88	\$13.67	\$18.51	\$21.96	\$24.45	\$28.72	\$28,431	\$38,510	\$45,671	\$50,856	\$59,739	0.88
49-9096	Riggers	#	#	\$22.31	\$46,397	3.27	\$17.01	\$19.46	\$22.03	\$24.64	\$29.04	\$35,381	\$40,481	\$45,827	\$51,243	\$60,412	#
49-9097	Signal and track switch repairers	100	28.32	\$26.08	\$54,247	2.64	\$13.97	\$22.57	\$26.76	\$29.48	\$35.55	\$29,050	\$46,942	\$55,656	\$61,327	\$73,943	0.73
49-9098	Helpers—installation, maintenance, and repair workers	1,130	12.41	\$16.29	\$33,888	2.18	\$10.79	\$11.87	\$16.09	\$18.73	\$23.27	\$22,441	\$24,697	\$33,464	\$38,952	\$48,401	0.59
49-9099	Installation, maintenance, and repair workers, all other	3,750	11.26	\$19.22	\$39,972	1.77	\$11.84	\$14.59	\$18.21	\$22.85	\$28.45	\$24,618	\$30,354	\$37,871	\$47,519	\$59,166	1.32
51-0000	Production	102,540	2.91	\$19.71	\$40,988	0.77	\$11.18	\$13.34	\$17.32	\$23.39	\$31.54	\$23,264	\$27,751	\$36,024	\$48,660	\$65,600	0.62
51-1011	First-line supervisors of production and operating workers	6,760	3.00	\$33.38	\$69,426	1.18	\$19.11	\$23.59	\$31.57	\$40.68	\$51.15	\$39,750	\$49,068	\$65,662	\$84,621	\$106,389	0.60
51-2011	Aircraft structure, surfaces, rigging, and systems assemblers	#	#	\$24.34	\$50,625	2.43	\$14.97	\$18.38	\$24.80	\$29.31	\$35.11	\$31,135	\$38,220	\$51,590	\$60,967	\$73,028	#
51-2028	Electrical, electronic, and electromechanical assemblers, except coil winders, tapers, and finishers	5,500	5.82	\$17.23	\$35,846	1.48	\$12.03	\$13.60	\$16.31	\$19.48	\$24.35	\$25,023	\$28,298	\$33,916	\$40,520	\$50,655	1.10
51-2031	Engine and other machine assemblers	#	#	\$17.53	\$36,457	3.01	\$13.41	\$14.59	\$16.68	\$19.00	\$21.65	\$27,901	\$30,349	\$34,687	\$39,510	\$45,038	#
51-2041	Structural metal fabricators and fitters	1,480	15.83	\$19.51	\$40,576	4.97	\$12.06	\$14.75	\$18.94	\$23.08	\$28.00	\$25,078	\$30,690	\$39,393	\$48,003	\$58,233	1.07
51-2091	Fiberglass laminators and fabricators	60	39.26	\$18.59	\$38,675	6.07	\$11.91	\$14.21	\$17.95	\$23.00	\$27.40	\$24,767	\$29,551	\$37,345	\$47,830	\$56,990	0.16
51-2098	Assemblers and fabricators, all other, including team assemblers	6,910	5.36	\$16.42	\$34,147	1.51	\$11.20	\$12.81	\$15.36	\$18.82	\$23.40	\$23,288	\$26,636	\$31,950	\$39,146	\$48,663	0.28
51-3011	Bakers	3,620	7.48	\$14.98	\$31,156	3.39	\$10.61	\$11.61	\$13.92	\$17.80	\$22.06	\$22,078	\$24,142	\$28,950	\$37,022	\$45,881	1.11
51-3021	Butchers and meat cutters	2,280	9.91	\$16.87	\$35,089	1.37	\$11.22	\$13.30	\$16.49	\$20.44	\$23.36	\$23,339	\$27,656	\$34,305	\$42,509	\$48,590	0.94
51-3091	Food and tobacco roasting, baking, and drying machine operators and tenders	330	29.80	\$16.75	\$34,847	7.29	\$11.72	\$12.86	\$14.41	\$17.42	\$26.54	\$24,378	\$26,747	\$29,966	\$36,228	\$55,197	0.87
51-3092	Food batchmakers	2,270	10.94	\$14.63	\$30,431	1.95	\$10.75	\$11.72	\$13.71	\$16.79	\$19.93	\$22,353	\$24,375	\$28,509	\$34,922	\$41,464	0.78
51-3093	Food cooking machine operators and tenders	320	32.71	\$14.96	\$31,108	3.97	\$10.80	\$11.82	\$13.82	\$17.29	\$21.25	\$22,463	\$24,581	\$28,744	\$35,958	\$44,201	0.54
51-3099	Food processing workers, all other	1,450	12.17	\$13.55	\$28,185	1.78	\$10.55	\$11.66	\$13.19	\$15.00	\$17.69	\$21,954	\$24,242	\$27,440	\$31,196	\$36,797	1.87
51-4011	Computer-controlled machine tool operators, metal and plastic	860	6.63	\$21.15	\$43,986	2.64	\$13.58	\$16.59	\$20.41	\$24.52	\$30.05	\$28,246	\$34,512	\$42,446	\$51,012	\$62,506	0.32
51-4012	Computer numerically controlled machine tool programmers, metal a	290	10.71	\$23.58	\$49,043	6.15	\$12.85	\$15.94	\$22.65	\$29.28	\$36.46	\$26,737	\$33,151	\$47,114	\$60,901	\$75,833	0.68
51-4021	Extruding and drawing machine setters, operators, and tenders, metal and plastic	280	16.15	\$18.78	\$39,057	4.00	\$12.93	\$15.03	\$18.20	\$21.95	\$25.11	\$26,885	\$31,256	\$37,861	\$45,651	\$52,234	0.20
51-4022	Forging machine setters, operators, and tenders, metal and plastic	230	2.25	\$19.65	\$40,875	6.11	\$12.31	\$15.18	\$20.58	\$23.36	\$25.71	\$25,599	\$31,579	\$42,808	\$48,589	\$53,475	0.68
51-4023	Rolling machine setters, operators, and tenders, metal and plastic	220	14.14	\$20.52	\$42,683	4.88	\$13.05	\$15.33	\$19.80	\$24.60	\$29.34	\$27,135	\$31,896	\$41,183	\$51,167	\$61,028	0.46
51-4031	Cutting, punching, and press machine setters, operators, and tenders, metal and plastic	1,090	14.00	\$18.18	\$37,816	4.00	\$11.20	\$12.88	\$17.66	\$22.37	\$25.87	\$23,290	\$26,797	\$36,732	\$46,537	\$53,799	0.32
51-4032	Drilling and boring machine tool setters, operators, and tenders, metal and plastic	80	23.72	\$19.97	\$41,542	4.03	\$13.49	\$15.66	\$19.73	\$23.54	\$28.09	\$28,058	\$32,573	\$41,031	\$48,953	\$58,429	0.41
51-4033	Grinding, lapping, polishing, and buffing machine tool setters, operators, and tenders, metal and plastic	530	11.74	\$15.79	\$32,839	3.12	\$10.77	\$12.86	\$15.47	\$18.17	\$21.59	\$22,398	\$26,754	\$32,170	\$37,800	\$44,901	0.41
51-4034	Lathe and turning machine tool setters, operators, and tenders, metal and plastic	130	16.17	\$16.40	\$34,112	6.11	\$10.65	\$11.94	\$14.20	\$20.40	\$26.75	\$22,160	\$24,830	\$29,534	\$42,437	\$55,640	0.24
51-4035	Milling and planing machine setters, operators, and tenders, metal and plastic	60	31.27	\$21.68	\$45,100	11.98	\$13.97	\$15.92	\$18.10	\$21.89	\$28.83	\$29,055	\$33,107	\$37,649	\$45,524	\$59,976	0.17
51-4041	Machinists	3,940	8.33	\$23.18	\$48,212	1.85	\$13.85	\$17.85	\$22.96	\$28.20	\$32.89	\$28,805	\$37,130	\$47,752	\$58,650	\$68,409	0.57
51-4051	Metal-refining furnace operators and tenders	#	#	\$20.33	\$42,296	3.15	\$15.73	\$16.90	\$18.86	\$23.33	\$28.27	\$32,726	\$35,162	\$39,225	\$48,528	\$58,798	#
51-4052	Pourers and casters, metal	60	25.13	\$18.16	\$37,763	13.87	\$10.21	\$12.06	\$17.87	\$23.48	\$27.41	\$21,229	\$25,093	\$37,180	\$48,847	\$57,004	0.45
51-4061	Model makers, metal and plastic	30	16.58	\$29.92	\$62,244	3.15	\$11.82	\$26.89	\$32.39	\$36.17	\$38.44	\$24,591	\$55,934	\$67,371	\$75,229	\$79,958	0.33
51-4062	Patternmakers, metal and plastic	#	#	\$16.84	\$35,027	16.87	\$10.98	\$12.34	\$14.34	\$20.98	\$23.74	\$22,837	\$25,667	\$29,836	\$43,641	\$49,386	#
51-4071	Foundry mold and coremakers	80	38.23	\$17.08	\$35,526	4.24	\$12.88	\$14.02	\$16.15	\$19.62	\$23.40	\$26,797	\$29,158	\$33,588	\$40,814	\$48,665	0.30
51-4081	Multiple machine tool setters, operators, and tenders, metal and plastic	810	11.21	\$19.83	\$41,238	6.26	\$11.92	\$14.40	\$18.04	\$22.89	\$32.32	\$24,792	\$29,956	\$37,530	\$47,618	\$67,229	0.34
51-4111	Tool and die makers	430	19.01	\$23.62	\$49,138	4.56	\$12.86	\$16.50	\$23.52	\$30.32	\$35.70	\$26,741	\$34,318	\$48,917	\$63,074	\$74,250	0.33
51-4121	Welders, cutters, solderers, and brazers	4,890	4.79	\$24.18	\$50,305.00	\$2.15	\$16.09	\$18.29	\$22.37	\$27.81	\$35.08	\$33,464.00	\$38,051.00	\$46,524.00	\$57,842.00	\$72,960.00	0.69
51-4122	Welding, soldering, and brazing machine setters, operators, and tenders	260	20.08	\$18.92	\$39,349	5.56	\$12.49	\$15.01	\$17.82	\$22.64	\$28.04	\$25,980	\$31,213	\$37,071	\$47,100	\$58,318	0.40
51-4191	Heat treating equipment setters, operators, and tenders, metal and plastic	80	22.22	\$19.55	\$40,672	3.14	\$12.94	\$14.77	\$19.10	\$23.03	\$28.47	\$26,924	\$30,721	\$39,733	\$47,893	\$59,219	0.21

Data unavailable

Occupational Code	Occupational Title	Employment Estimate	Employment Percentage Relative Standard Error	Average Hourly Wage	Average Annual Wage	Wage Percentage Relative Standard Error	10th Percentile (Hourly)	25th Percentile (Hourly)	50th Percentile (Hourly)	75th Percentile (Hourly)	90th Percentile (Hourly)	10th Percentile (Annual)	25th Percentile (Annual)	50th Percentile (Annual)	75th Percentile (Annual)	90th Percentile (Annual)	Location Quotients
51-4192	Layout workers, metal and plastic	20	44.49	\$20.56	\$42,763	8.52	\$10.21	\$14.79	\$20.22	\$23.89	\$34.15	\$21,231	\$30,756	\$42,057	\$49,700	\$71,040	#
51-4193	Plating and coating machine setters, operators, and tenders, metal and plastic	210	19.74	\$19.54	\$40,639	5.58	\$13.09	\$15.18	\$18.16	\$22.58	\$29.45	\$27,232	\$31,576	\$37,782	\$46,957	\$61,257	0.29
51-4199	Metal workers and plastic workers, all other	650	28.30	\$17.32	\$36,032	4.33	\$10.23	\$12.86	\$17.32	\$21.59	\$23.95	\$21,287	\$26,755	\$36,024	\$44,913	\$49,821	1.41
51-5111	Prepress technicians and workers	390	24.25	\$20.11	\$41,838	3.07	\$12.57	\$15.73	\$20.17	\$23.89	\$28.58	\$26,142	\$32,710	\$41,946	\$49,683	\$59,450	0.72
51-5112	Printing press operators	2,640	8.06	\$18.93	\$39,369	4.09	\$11.24	\$13.35	\$17.24	\$23.07	\$29.46	\$23,382	\$27,763	\$35,859	\$47,979	\$61,275	0.84
51-5113	Print binding and finishing workers	430	14.85	\$16.75	\$34,830	5.70	\$10.87	\$11.93	\$16.15	\$20.56	\$23.90	\$22,609	\$24,819	\$33,598	\$42,762	\$49,714	0.52
51-6011	Laundry and dry-cleaning workers	3,270	8.84	\$12.18	\$25,327	1.33	\$10.36	\$10.86	\$11.69	\$13.29	\$14.73	\$21,557	\$22,591	\$24,316	\$27,645	\$30,642	0.85
51-6021	Pressers, textile, garment, and related materials	330	26.78	\$11.92	\$24,795	1.86	\$10.21	\$10.49	\$11.44	\$12.57	\$14.60	\$21,228	\$21,826	\$23,790	\$26,147	\$30,362	0.47
51-6031	Sewing machine operators	1,490	11.02	\$13.86	\$28,819	3.24	\$10.21	\$10.81	\$12.91	\$15.71	\$18.94	\$21,228	\$22,491	\$26,854	\$32,681	\$39,398	0.60
51-6041	Shoe and leather workers and repairers	70	27.54	\$14.77	\$30,718	8.01	\$10.87	\$11.85	\$13.95	\$16.70	\$18.98	\$22,611	\$24,656	\$29,012	\$34,734	\$39,478	0.42
51-6051	Sewers, hand	40	18.87	\$15.77	\$32,808	4.57	\$10.21	\$12.96	\$16.49	\$18.31	\$19.71	\$21,236	\$26,948	\$34,299	\$38,076	\$40,999	0.42
51-6052	Tailors, dressmakers, and custom sewers	190	20.23	\$17.07	\$35,504	5.58	\$10.22	\$12.94	\$16.69	\$20.96	\$24.42	\$21,263	\$26,907	\$34,716	\$43,603	\$50,801	0.49
51-6092	Fabric and apparel patternmakers	20	14.89	\$21.92	\$45,589	7.24	\$14.97	\$16.78	\$21.22	\$27.87	\$31.01	\$31,134	\$34,905	\$44,138	\$57,970	\$64,496	#
51-6093	Upholsterers	260	28.39	\$18.70	\$38,904	4.97	\$13.29	\$15.96	\$18.27	\$21.36	\$25.42	\$27,640	\$33,199	\$38,001	\$44,421	\$52,865	0.43
51-6099	Textile, apparel, and furnishings workers, all other	60	30.33	\$14.26	\$29,654	14.70	\$10.20	\$10.21	\$10.73	\$12.63	\$25.54	\$21,221	\$21,228	\$22,310	\$26,261	\$53,115	0.21
51-7011	Cabinetmakers and bench carpenters	2,480	9.91	\$17.71	\$36,840	1.65	\$12.31	\$14.26	\$17.09	\$20.43	\$24.78	\$25,596	\$29,657	\$35,550	\$42,485	\$51,542	1.34
51-7021	Furniture finishers	210	21.19	\$17.64	\$36,697	2.58	\$11.98	\$14.26	\$17.30	\$20.61	\$24.30	\$24,915	\$29,657	\$35,980	\$42,871	\$50,548	0.68
51-7041	Sawing machine setters, operators, and tenders, wood	350	24.60	\$16.79	\$34,925	3.48	\$12.48	\$14.00	\$16.32	\$18.68	\$22.60	\$25,953	\$29,110	\$33,938	\$38,864	\$47,011	0.37
51-7042	Woodworking machine setters, operators, and tenders, except sawing	480	17.70	\$17.81	\$37,055	1.75	\$12.95	\$14.54	\$17.52	\$20.98	\$23.74	\$26,929	\$30,250	\$36,434	\$43,640	\$49,371	0.33
51-7099	Woodworkers, all other	50	18.82	\$21.63	\$44,990	3.57	\$15.10	\$16.96	\$20.11	\$25.98	\$31.11	\$31,405	\$35,275	\$41,830	\$54,036	\$64,712	0.49
51-8012	Power distributors and dispatchers	170	14.78	\$44.85	\$93,279	1.34	\$36.28	\$41.53	\$45.13	\$48.85	\$53.27	\$75,463	\$86,378	\$93,866	\$101,600	\$110,795	0.80
51-8013	Power plant operators	780	6.99	\$37.53	\$78,058	2.23	\$24.86	\$30.84	\$39.44	\$45.31	\$48.97	\$51,705	\$64,145	\$82,035	\$94,251	\$101,850	1.26
51-8021	Stationary engineers and boiler operators	#	#	\$29.19	\$60,706	3.82	\$16.97	\$21.52	\$27.91	\$34.46	\$41.88	\$35,291	\$44,754	\$58,050	\$71,678	\$87,114	#
51-8031	Water and wastewater treatment plant and system operators	1,960	6.51	\$26.87	\$55,887	1.44	\$16.82	\$21.33	\$26.36	\$32.91	\$38.18	\$34,993	\$44,370	\$54,826	\$68,449	\$79,411	0.87
51-8091	Chemical plant and system operators	200	10.23	\$23.71	\$49,317	3.67	\$15.67	\$18.56	\$22.57	\$27.93	\$35.14	\$32,598	\$38,609	\$46,953	\$58,085	\$73,085	0.39
51-8092	Gas plant operators	420	15.67	\$33.78	\$70,260	1.67	\$25.59	\$29.44	\$34.15	\$38.27	\$43.11	\$53,221	\$61,230	\$71,026	\$79,592	\$89,667	1.59
51-8093	Petroleum pump system operators, refinery operators, and gaugers	470	12.74	\$37.21	\$77,391	4.89	\$25.06	\$29.19	\$39.91	\$45.27	\$48.59	\$52,116	\$60,713	\$83,021	\$94,162	\$101,067	0.67
51-8099	Plant and system operators, all other	840	10.66	\$24.48	\$50,912	3.99	\$13.10	\$17.28	\$22.85	\$30.19	\$37.73	\$27,243	\$35,937	\$47,527	\$62,800	\$78,473	3.77
51-9011	Chemical equipment operators and tenders	700	12.92	\$21.56	\$44,840	2.64	\$14.32	\$16.66	\$19.94	\$25.80	\$31.57	\$29,791	\$34,654	\$41,476	\$53,667	\$65,676	0.47
51-9012	Separating, filtering, clarifying, precipitating, and still machine setters, operators, and tenders	2,150	11.87	\$21.40	\$44,504	5.37	\$13.04	\$15.60	\$19.96	\$26.77	\$32.95	\$27,126	\$32,450	\$41,519	\$55,679	\$68,533	2.38
51-9021	Crushing, grinding, and polishing machine setters, operators, and tenders	570	14.32	\$20.08	\$41,764	3.79	\$13.66	\$15.86	\$18.34	\$22.95	\$30.56	\$28,409	\$32,994	\$38,146	\$47,746	\$63,575	0.99
51-9022	Grinding and polishing workers, hand	#	#	\$17.63	\$36,676	4.72	\$12.45	\$14.20	\$17.76	\$21.14	\$23.08	\$25,891	\$29,537	\$36,939	\$43,973	\$48,006	#
51-9023	Mixing and blending machine setters, operators, and tenders	750	14.13	\$18.35	\$38,167	4.54	\$12.34	\$14.08	\$17.02	\$20.27	\$27.11	\$25,658	\$29,279	\$35,407	\$42,154	\$56,399	0.32
51-9031	Cutters and trimmers, hand	230	40.22	\$14.86	\$30,919	2.64	\$10.66	\$11.56	\$13.59	\$17.26	\$21.91	\$22,180	\$24,044	\$28,266	\$35,895	\$45,574	1.18
51-9032	Cutting and slicing machine setters, operators, and tenders	810	18.38	\$17.91	\$37,259	3.92	\$12.00	\$13.81	\$16.95	\$20.74	\$26.57	\$24,969	\$28,716	\$35,251	\$43,140	\$55,261	0.73
51-9041	Extruding, forming, pressing, and compacting machine setters, operators, and tenders	730	18.29	\$17.54	\$36,492	3.01	\$12.01	\$13.83	\$16.85	\$20.10	\$24.57	\$24,981	\$28,759	\$35,049	\$41,806	\$51,115	0.56
51-9051	Furnace, kiln, oven, drier, and kettle operators and tenders	140	8.78	\$19.28	\$40,111	3.70	\$13.92	\$16.16	\$18.43	\$22.32	\$26.60	\$28,948	\$33,616	\$38,333	\$46,422	\$55,328	0.43
51-9061	Inspectors, testers, sorters, samplers, and weighers	5,720	5.14	\$22.54	\$46,878	2.09	\$11.93	\$15.33	\$19.93	\$27.96	\$36.49	\$24,810	\$31,887	\$41,460	\$58,153	\$75,896	0.57
51-9071	Jewelers and precious stone and metal workers	290	35.74	\$20.43	\$42,494	13.72	\$10.21	\$10.98	\$20.43	\$27.67	\$34.46	\$21,228	\$22,829	\$42,486	\$57,559	\$71,669	0.62
51-9081	Dental laboratory technicians	550	15.87	\$22.70	\$47,209	4.48	\$13.42	\$16.97	\$22.69	\$27.68	\$30.66	\$27,911	\$35,291	\$47,201	\$57,581	\$63,771	0.88
51-9082	Medical appliance technicians	#	#	\$25.03	\$52,065	8.51	\$14.23	\$20.09	\$26.30	\$30.00	\$34.23	\$29,592	\$41,784	\$54,704	\$62,398	\$71,204	#
51-9083	Ophthalmic laboratory technicians	500	34.33	\$20.22	\$42,057	6.72	\$12.09	\$14.46	\$17.68	\$21.56	\$41.34	\$25,142	\$30,073	\$36,781	\$44,852	\$85,979	0.99
51-9111	Packaging and filling machine operators and tenders	4,620	14.42	\$16.70	\$34,746	3.09	\$10.68	\$12.28	\$14.94	\$20.34	\$25.48	\$22,212	\$25,542	\$31,068	\$42,297	\$52,999	0.65
51-9121	Coating, painting, and spraying machine setters, operators, and tenders	940	7.99	\$16.69	\$34,715	2.33	\$11.94	\$13.45	\$16.21	\$19.14	\$23.05	\$24,832	\$27,985	\$33,720	\$39,820	\$47,941	0.58
51-9122	Painters, transportation equipment	1,140	13.05	\$26.32	\$54,742	10.36	\$11.29	\$13.80	\$18.45	\$27.53	\$45.87	\$23,488	\$28,704	\$38,373	\$57,259	\$95,407	1.13

Data unavailable

Occupational Code	Occupational Title	Employment Estimate	Employment Percentage Relative Standard Error	Average Hourly Wage	Average Annual Wage	Wage Percentage Relative Standard Error	10th Percentile (Hourly)	25th Percentile (Hourly)	50th Percentile (Hourly)	75th Percentile (Hourly)	90th Percentile (Hourly)	10th Percentile (Annual)	25th Percentile (Annual)	50th Percentile (Annual)	75th Percentile (Annual)	90th Percentile (Annual)	Location Quotients
51-9123	Painting, coating, and decorating workers	#	#	\$17.10	\$35,559	7.86	\$11.17	\$12.80	\$16.63	\$18.82	\$24.69	\$23,232	\$26,619	\$34,598	\$39,139	\$51,355	#
51-9141	Semiconductor processors	1,370	17.47	\$16.15	\$33,585	5.21	\$10.83	\$11.81	\$15.79	\$18.89	\$23.11	\$22,530	\$24,570	\$32,846	\$39,300	\$48,072	2.94
51-9151	Photographic process workers and processing machine operators	170	11.26	\$17.87	\$37,170	7.11	\$11.28	\$13.13	\$16.16	\$20.74	\$27.26	\$23,462	\$27,312	\$33,617	\$43,141	\$56,709	0.57
51-9191	Adhesive bonding machine operators and tenders	#	#	\$16.71	\$34,767	2.90	\$12.77	\$13.89	\$15.88	\$18.11	\$20.16	\$26,556	\$28,892	\$33,028	\$37,668	\$41,930	#
51-9192	Cleaning, washing, and metal pickling equipment operators and tenders	50	24.43	\$16.89	\$35,133	8.79	\$10.20	\$10.87	\$17.72	\$21.71	\$23.74	\$21,225	\$22,613	\$36,848	\$45,147	\$49,377	0.15
51-9193	Cooling and freezing equipment operators and tenders	110	13.90	\$17.46	\$36,321	5.11	\$11.60	\$13.05	\$14.80	\$21.51	\$27.97	\$24,128	\$27,137	\$30,781	\$44,734	\$58,186	0.71
51-9195	Molders, shapers, and casters, except metal and plastic	560	23.84	\$17.83	\$37,093	3.02	\$12.92	\$14.90	\$17.38	\$19.85	\$23.50	\$26,872	\$30,990	\$36,143	\$41,280	\$48,890	0.73
51-9196	Paper goods machine setters, operators, and tenders	160	37.93	\$15.77	\$32,799	6.46	\$11.63	\$13.00	\$14.70	\$17.37	\$19.64	\$24,201	\$27,048	\$30,577	\$36,125	\$40,858	0.09
51-9198	Helpers--production workers	5,000	14.55	\$14.99	\$31,189	4.08	\$10.21	\$11.06	\$14.01	\$17.56	\$20.02	\$21,228	\$23,013	\$29,145	\$36,534	\$41,647	0.79
51-9199	Production workers, all other	1,470	10.57	\$17.03	\$35,415	3.23	\$11.02	\$12.58	\$15.07	\$20.79	\$25.82	\$22,918	\$26,167	\$31,339	\$43,250	\$53,696	0.35
53-0000	Transportation and material moving	150,880	1.98	\$20.34	\$42,305	4.17	\$10.61	\$12.47	\$16.84	\$22.88	\$31.30	\$22,068	\$25,930	\$35,023	\$47,583	\$65,109	0.81
53-1011	Aircraft cargo handling supervisors	260	12.77	\$26.94	\$66,030	4.16	\$16.72	\$18.78	\$23.87	\$33.15	\$43.50	\$34,781	\$39,057	\$49,654	\$68,961	\$90,475	1.63
53-1048	First-line supervisors of transportation and material moving workers, except aircraft cargo handling supervisors	6,080	4.06	\$29.43	\$61,215	1.24	\$16.88	\$20.47	\$28.11	\$35.95	\$45.28	\$35,107	\$42,576	\$58,479	\$74,781	\$94,183	0.82
53-2011	Airline pilots, copilots, and flight engineers	3,250	6.43	#	\$196,672	15.18	#	#	#	#	#	\$68,653	\$127,072	\$183,862			2.17
53-2012	Commercial pilots	870	16.61	#	\$91,925	3.19	#	#	#	#	#	\$57,134	\$68,883	\$81,467	\$106,974	\$148,237	1.27
53-2021	Air traffic controllers	710	0.44	\$61.64	\$128,208	3.25	\$33.06	\$47.26	\$65.68	\$72.58	\$82.13	\$68,758	\$98,305	\$136,611	\$150,963	\$170,822	1.76
53-2022	Airfield operations specialists	#	#	\$28.94	\$60,186	3.51	\$20.05	\$24.58	\$28.81	\$33.52	\$38.41	\$41,698	\$51,128	\$31,339	\$49,713	\$79,889	#
53-2031	Flight attendants	3,970	4.29	#	\$47,153	5.84	#	#	#	#	#	\$26,634	\$32,180	\$48,637	\$60,279	\$71,575	1.85
53-3011	Ambulance drivers and attendants, except emergency medical technicians	170	36.70	#	#	#	#	#	#	#	#	#	#	#	#	#	0.62
53-3021	Bus drivers, transit and intercity	3,600	10.24	\$18.54	\$38,565	1.64	\$14.26	\$16.34	\$18.54	\$21.23	\$23.45	\$29,668	\$33,991	\$38,562	\$44,152	\$48,768	1.14
53-3022	Bus drivers, school or special client	6,260	3.90	\$16.83	\$35,006	1.48	\$12.01	\$14.18	\$16.75	\$19.24	\$22.48	\$24,989	\$29,489	\$34,849	\$40,009	\$46,753	0.69
53-3031	Driver/sales workers	10,440	12.90	\$14.97	\$31,140	4.84	\$10.20	\$10.21	\$11.28	\$18.02	\$25.39	\$21,222	\$21,230	\$23,470	\$37,480	\$52,812	1.39
53-3032	Heavy and tractor-trailer truck drivers	22,880	4.13	\$23.48	\$48,843.00	\$1.51	\$15.33	\$18.49	\$22.44	\$27.31	\$32.90	\$31,877.00	\$38,466.00	\$46,683.00	\$56,804.00	\$68,434.00	0.70
53-3033	Light truck or delivery services drivers	17,610	5.33	\$18.74	\$38,973	3.14	\$10.76	\$12.49	\$16.98	\$22.90	\$30.70	\$22,388	\$25,983	\$35,319	\$47,633	\$63,863	1.06
53-3041	Taxi drivers and chauffeurs	2,560	17.61	\$14.73	\$30,647	3.09	\$10.43	\$11.56	\$14.12	\$17.36	\$19.58	\$21,700	\$24,047	\$29,359	\$36,108	\$40,731	0.68
53-3099	Motor vehicle operators, all other	3,050	9.24	\$14.10	\$29,337	2.37	\$10.21	\$11.04	\$12.61	\$15.02	\$20.77	\$21,234	\$22,965	\$26,237	\$31,245	\$43,197	2.96
53-4012	Locomotive firers	#	#	\$33.88	\$70,464	13.66	\$13.39	\$26.15	\$31.96	\$46.64	\$50.15	\$27,853	\$54,400	\$66,472	\$97,015	\$104,316	#
53-4013	Rail yard engineers, dinkey operators, and hostlers	#	#	\$17.78	\$36,983	5.58	\$12.86	\$13.97	\$15.90	\$20.79	\$24.53	\$26,755	\$29,067	\$33,076	\$43,251	\$51,032	#
53-6011	Bridge and lock tenders	#	#	\$25.17	\$52,357	3.84	\$11.77	\$21.60	\$27.10	\$29.93	\$31.63	\$24,477	\$44,924	\$56,361	\$62,256	\$65,793	#
53-6021	Parking lot attendants	2,040	16.68	\$12.61	\$26,226	1.90	\$10.20	\$10.21	\$11.98	\$14.16	\$16.32	\$21,223	\$21,234	\$24,925	\$29,451	\$33,940	0.77
53-6031	Automotive and watercraft service attendants	2,190	10.63	\$13.23	\$27,514	1.62	\$10.21	\$10.91	\$12.22	\$14.71	\$17.98	\$21,234	\$22,695	\$25,419	\$30,602	\$37,407	1.06
53-6041	Traffic technicians	40	4.97	#	#	#	#	#	#	#	#	#	#	#	#	#	0.30
53-6051	Transportation inspectors	540	13.20	\$37.34	\$77,661	5.62	\$19.96	\$22.49	\$34.10	\$51.94	\$61.09	\$41,510	\$46,783	\$70,936	\$108,025.00	\$127,077.00	0.99
53-6099	Transportation workers, all other	1,900	13.50	\$24.56	\$51,084	7.66	\$13.83	\$16.18	\$23.16	\$33.75	\$36.62	\$28,757	\$33,651	\$48,165	\$70,208	\$76,170	2.80
53-7011	Conveyor operators and tenders	240	20.59	\$16.78	\$34,908	4.18	\$11.94	\$13.52	\$16.02	\$18.88	\$23.91	\$24,837	\$28,121	\$33,312	\$39,267	\$49,725	0.56
53-7021	Crane and tower operators	350	22.07	\$28.20	\$58,652	5.52	\$17.18	\$19.98	\$25.73	\$35.72	\$41.98	\$35,727	\$41,559	\$53,517	\$74,288	\$87,321	0.43
53-7032	Excavating and loading machine and dragline operators	850	14.07	\$25.63	\$53,314.00	\$3.29	\$17.25	\$20.42	\$24.32	\$30.24	\$36.83	\$35,878.00	\$42,481.00	\$50,588.00	\$62,890.00	\$76,609.00	1.02
53-7033	Loading machine operators, underground mining	90	21.67	\$28.58	\$59,442	3.77	\$25.43	\$26.71	\$28.58	\$30.45	\$31.75	\$52,899	\$55,547	\$59,441	\$63,336	\$66,041	1.89
53-7041	Hoist and winch operators	10	0.00	\$22.77	\$47,372	3.03	\$16.98	\$19.09	\$21.42	\$23.85	\$29.07	\$35,324	\$39,707	\$44,563	\$49,608	\$60,457	#
53-7051	Industrial truck and tractor operators	10,400	5.35	\$17.63	\$36,665	1.66	\$11.52	\$13.62	\$16.91	\$20.68	\$25.19	\$23,959	\$28,330	\$35,178	\$43,021	\$52,404	0.95
53-7061	Cleaners of vehicles and equipment	6,470	9.06	\$13.37	\$27,811	1.75	\$10.21	\$11.00	\$12.51	\$14.97	\$17.97	\$21,235	\$22,887	\$26,024	\$31,144	\$37,378	0.94
53-7062	Laborers and freight, stock, and material movers, hand	29,280	5.44	\$15.39	\$32,004	1.09	\$10.64	\$11.88	\$14.54	\$17.97	\$21.26	\$22,137	\$24,702	\$30,244	\$37,386	\$44,222	0.56
53-7063	Machine feeders and offbearers	#	#	\$14.43	\$30,018	2.56	\$11.10	\$12.52	\$14.07	\$15.88	\$18.62	\$23,086	\$26,044	\$29,262	\$33,025	\$38,738	#
53-7064	Packers and packagers, hand	8,200	8.83	\$12.81	\$26,652	1.36	\$10.21	\$10.79	\$11.81	\$14.01	\$17.07	\$21,235	\$22,444	\$24,570	\$29,138	\$35,503	0.68
53-7071	Gas compressor and gas pumping station operators	130	19.31	\$28.11	\$58,477	2.39	\$16.19	\$19.77	\$29.85	\$35.11	\$37.99	\$33,666	\$41,124	\$62,094	\$73,019	\$79,021	2.10
53-7072	Pump operators, except wellhead pumpers	410	17.64	\$22.39	\$46,575	8.48	\$15.85	\$16.94	\$18.75	\$23.79	\$41.19	\$32,968	\$35,239	\$39,005	\$49,486	\$85,672	2.10
53-7073	Wellhead pumpers	900	7.19	\$33.24	\$69,130	2.76	\$25.46	\$29.80	\$33.93	\$37.61	\$41.67	\$52,962	\$61,979	\$70,580	\$78,239	\$86,668	3.73

Data unavailable

Occupational Code	Occupational Title	Employment Estimate	Employment Percentage Relative Standard Error	Average Hourly Wage	Average Annual Wage	Wage Percentage Relative Standard Error	10th Percentile (Hourly)	25th Percentile (Hourly)	50th Percentile (Hourly)	75th Percentile (Hourly)	90th Percentile (Hourly)	10th Percentile (Annual)	25th Percentile (Annual)	50th Percentile (Annual)	75th Percentile (Annual)	90th Percentile (Annual)	Location Quotients
53-7081	Refuse and recyclable material collectors	2,340	9.46	\$19.61	\$40,780	2.65	\$11.64	\$16.02	\$19.63	\$23.65	\$27.48	\$24,202	\$33,324	\$40,836	\$49,182	\$57,150	1.09
53-7121	Tank car, truck, and ship loaders	170	21.19	\$22.32	\$46,419	4.78	\$16.24	\$18.96	\$22.06	\$24.79	\$29.38	\$33,780	\$39,445	\$45,886	\$51,565	\$61,116	1.07
53-7199	Material moving workers, all other	230	30.59	\$17.93	\$37,302	5.86	\$12.74	\$15.49	\$17.92	\$20.66	\$23.54	\$26,489	\$32,209	\$37,277	\$42,973	\$48,968	0.47

Occupational Code	Occupational Title	Employment Estimate	Employment Percentage Relative Standard Error	Average Hourly Wage	Average Annual Wage	Wage Percentage Relative Standard Error	10th Percentile (Hourly)	25th Percentile (Hourly)	50th Percentile (Hourly)	75th Percentile (Hourly)	90th Percentile (Hourly)	10th Percentile (Annual)	25th Percentile (Annual)	50th Percentile (Annual)	75th Percentile (Annual)	90th Percentile (Annual)	Location Quotients
00-0000	Total all occupations	182,160	1.40	\$31.10	\$64,690	1.57	\$11.23	\$14.77	\$23.60	\$39.18	\$61.37	\$23,368	\$30,722	\$49,094	\$81,503	\$127,660	1.00
11-0000	Management	10,040	2.89	\$69.98	\$145,555	1.92	\$30.35	\$44.03	\$62.74	\$87.72	#	\$63,124	\$91,577	\$130,497	\$182,467	#	1.05
11-1011	Chief executives	60	0.00	\$120.04	\$249,689	21.78	\$78.79	\$92.35	#	#	#	\$163,877	\$192,087	#	#	#	0.25
11-1021	General and operations managers	2,950	4.91	\$69.05	\$143,633	3.06	\$26.18	\$36.87	\$57.64	\$91.07	#	\$54,446	\$76,688	\$119,892	\$189,424	#	1.02
11-1031	Legislators	20	9.72	#	#	#	#	#	#	#	#	#	#	#	#	#	#
11-2011	Advertising and promotions managers	50	12.16	\$92.89	\$193,204	19.50	\$26.95	\$67.25	\$90.00	#	#	\$56,047	\$139,876	\$187,208	#	#	1.54
11-2021	Marketing managers	500	7.17	\$92.26	\$191,892	4.86	\$45.58	\$67.11	\$86.81	#	#	\$94,801	\$139,598	\$180,573	#	#	1.65
11-2022	Sales managers	560	9.74	\$80.75	\$167,959	4.13	\$50.21	\$57.63	\$72.81	\$95.04	#	\$104,432	\$119,869	\$151,447	\$197,674	#	1.17
11-2031	Public relations and fundraising managers	90	11.99	\$79.69	\$165,755	8.10	\$42.38	\$56.00	\$73.04	\$93.90	#	\$88,157	\$116,471	\$151,916	\$195,304	#	1.00
11-3011	Administrative services managers	230	3.96	\$55.88	\$116,229	3.75	\$31.30	\$41.13	\$53.54	\$67.45	\$83.67	\$65,111	\$85,541	\$111,371	\$140,288	\$174,026	0.65
11-3021	Computer and information systems managers	970	10.34	\$77.49	\$161,188	2.58	\$46.98	\$59.21	\$75.40	\$91.71	#	\$97,713	\$123,160	\$156,838	\$190,747	#	1.97
11-3031	Financial managers	590	11.79	\$83.83	\$174,361	8.79	\$43.39	\$56.28	\$73.44	#	#	\$90,248	\$117,057	\$152,765	#	#	0.77
11-3051	Industrial production managers	160	12.45	\$71.87	\$149,491	6.18	\$35.94	\$49.17	\$67.57	\$86.51	#	\$74,751	\$102,277	\$140,545	\$179,935	#	0.71
11-3061	Purchasing managers	90	6.31	\$71.68	\$149,088	3.40	\$49.91	\$57.56	\$67.52	\$82.02	\$97.90	\$103,808	\$119,715	\$140,433	\$170,610	\$203,633	1.04
11-3071	Transportation, storage, and distribution managers	100	3.65	\$56.64	\$117,804	3.00	\$40.19	\$46.30	\$53.09	\$62.83	\$75.48	\$83,594	\$96,301	\$110,422	\$130,694	\$156,992	0.65
11-3121	Human resources managers	180	11.37	\$67.04	\$139,438	4.39	\$39.07	\$49.37	\$58.92	\$74.91	#	\$81,267	\$102,682	\$122,561	\$155,818	#	1.01
11-3131	Training and development managers	30	20.65	\$57.75	\$120,110	4.79	\$37.53	\$49.04	\$55.30	\$62.20	\$80	\$78,058	\$101,996	\$115,020	\$129,372	\$166,383	0.76
11-9021	Construction managers	340	9.66	\$43.55	\$90,574	2.89	\$23.99	\$34.38	\$42.01	\$51.40	\$62.43	\$49,891	\$71,503	\$87,375	\$106,914	\$129,852	0.96
11-9031	Education administrators, preschool and childcare center/program	110	34.08	\$23.72	\$49,347	3.84	\$18.30	\$20.30	\$22.23	\$24.20	\$32.89	\$38,068	\$42,232	\$46,235	\$50,337	\$68,421	1.66
11-9032	Education administrators, elementary and secondary school	290	1.94	#	\$109,786	2.62	#	#	#	#	#	\$83,184	\$94,336	\$109,906	\$123,762	\$145,689	0.86
11-9033	Education administrators, postsecondary	380	0.00	\$53.20	\$110,660	7.85	\$28.35	\$33.56	\$43.24	\$60.87	\$92.74	\$58,963	\$69,810	\$89,939	\$126,603	\$192,902	2.11
11-9041	Architectural and engineering managers	540	5.56	\$86.12	\$179,127	3.96	\$57.14	\$67.61	\$79.73	\$97.50	#	\$118,847	\$140,620	\$165,830	\$202,791	#	2.29
11-9051	Food service managers	150	28.37	\$35.68	\$74,225	4.89	\$23.11	\$28.04	\$34.93	\$41.53	\$48	\$48,075	\$58,325	\$72,663	\$86,373	\$99,334	0.55
11-9081	Lodging managers	#	#	\$36.88	\$76,706	10.79	\$26.82	\$30.97	\$35.34	\$40.70	\$47.80	\$55,782	\$64,424	\$73,509	\$84,657	\$99,434	#
11-9111	Medical and health services managers	250	8.81	\$64.58	\$134,336	4.69	\$36.09	\$46.15	\$57.57	\$74.46	#	\$75,076	\$95,987	\$119,750	\$154,873	#	0.54
11-9121	Natural sciences managers	250	8.00	\$79.90	\$166,182	4.85	\$42.31	\$63.75	\$76.79	\$92.11	#	\$87,997	\$132,591	\$159,727	\$191,591	#	3.27
11-9141	Property, real estate, and community association managers	110	21.89	\$44.47	\$92,494	14.52	\$20.76	\$23.37	\$33.42	\$61.38	\$86	\$43,182	\$48,604	\$69,509	\$127,671	\$178,988	0.44
11-9151	Social and community service managers	90	8.37	\$40.75	\$84,767	2.38	\$27.09	\$32.74	\$37.41	\$49.57	\$59.88	\$56,348	\$68,092	\$77,818	\$103,097	\$124,542	0.50
11-9161	Emergency management directors	10	0.00	\$54.26	\$112,853	2.22	\$30.27	\$43.02	\$50.53	\$68.13	\$82.84	\$62,965	\$89,490	\$105,106	\$141,716	\$172,311	#
11-9199	Managers, all other	880	9.51	\$68.64	\$142,777	3.04	\$35.94	\$47.76	\$64.16	\$82.14	#	\$74,753	\$99,333	\$133,459	\$170,845	#	1.51
13-0000	Business and financial operations	14,610	2.56	\$39.74	\$82,659	2.19	\$19.36	\$25.69	\$34.46	\$47.48	\$64	\$40,263	\$53,439	\$71,680	\$98,749	\$133,806	1.50
13-1020	Buyers and purchasing agents	810	8.00	\$32.75	\$68,113	2.14	\$18.93	\$23.95	\$30.94	\$39.59	\$49.11	\$39,380	\$49,816	\$64,360	\$82,351	\$102,153	1.57
13-1041	Compliance officers, except agriculture, construction, health and safety, and transportation	390	8.25	\$40.19	\$83,598	2.72	\$21.70	\$28.62	\$37.46	\$48.45	\$61.90	\$45,142	\$59,526	\$77,908	\$100,777	\$128,742	1.03
13-1051	Cost estimators	180	14.89	\$30.08	\$62,565	4.16	\$16.67	\$24.31	\$29.39	\$37.16	\$44.52	\$34,678	\$50,560	\$61,125	\$77,293	\$92,605	0.69
13-1071	Human resources specialists	970	9.25	\$38.85	\$80,807	4.04	\$21.02	\$26.70	\$34.63	\$46.19	\$63.69	\$43,721	\$55,529	\$72,034	\$96,080	\$132,474	1.29
13-1081	Logisticians	320	6.77	\$39.12	\$81,370	2.98	\$20.86	\$28.47	\$37.76	\$49.27	\$59.86	\$43,397	\$59,219	\$78,532	\$102,478	\$124,512	1.48
13-1111	Management analysts	720	11.38	\$49.34	\$102,617	11.24	\$16.16	\$25.98	\$38.49	\$64.07	\$91.09	\$33,603	\$54,044	\$80,053	\$133,260	\$189,462	0.84
13-1121	Meeting, convention, and event planners	210	10.08	\$25.92	\$53,911	3.33	\$14.36	\$17.66	\$23.98	\$32.23	\$41.76	\$29,868	\$36,725	\$49,875	\$67,048	\$86,867	1.52
13-1131	Fundraisers	230	15.46	\$35.06	\$72,926	4.91	\$20.92	\$27.96	\$34.65	\$42.44	\$51.41	\$43,517	\$58,153	\$72,077	\$88,270	\$106,925	2.42
13-1141	Compensation, benefits, and job analysis specialists	60	10.72	\$37.32	\$77,617	6.52	\$19.85	\$25.94	\$34.22	\$46.32	\$63.98	\$41,280	\$53,945	\$71,181	\$96,351	\$133,087	0.53
13-1151	Training and development specialists	420	13.65	\$40.23	\$83,679	15.53	\$15.55	\$23.81	\$32.26	\$48.01	\$61.56	\$32,353	\$49,523	\$67,091	\$99,866	\$128,040	1.13
13-1161	Market research analysts and marketing specialists	2,190	5.01	\$36.28	\$75,463	2.59	\$18.27	\$22.71	\$30.93	\$45.53	\$63.72	\$37,993	\$47,234	\$64,341	\$94,706	\$132,546	2.72
13-1199	Business operations specialists, all other	3,480	5.37	\$38.68	\$80,446	2.51	\$19.50	\$25.63	\$35.45	\$48.83	\$63.10	\$40,568	\$53,316	\$73,740	\$101,563	\$131,250	2.60
13-2011	Accountants and auditors	3,100	5.00	\$40.03	\$83,268	4.70	\$20.59	\$27.03	\$34.70	\$45.69	\$61.06	\$42,832	\$56,223	\$72,183	\$95,033	\$127,009	1.96
13-2031	Budget analysts	80	5.38	\$49.60	\$103,175	5.47	\$32.15	\$36.67	\$44.78	\$57.22	\$76.50	\$66,881	\$76,264	\$93,132	\$119,018	\$159,128	1.26
13-2041	Credit analysts	100	25.16	\$40.44	\$84,110	10.50	\$20.07	\$27.16	\$37.06	\$47.99	\$64.67	\$41,743	\$56,488	\$77,085	\$99,829	\$134,509	1.07
13-2051	Financial analysts	310	24.21	\$74.19	\$154,324	24.37	\$24.92	\$29.97	\$52.31	#	#	\$51,843	\$62,333	\$108,806	#	#	0.79
13-2052	Personal financial advisors	280	11.23	\$53.14	\$110,536	11.97	\$26.68	\$29.80	\$47.95	\$62.04	\$88.69	\$55,485	\$61,990	\$99,730	\$129,038	\$184,482	1.09
13-2061	Financial examiners	20	23.03	\$35.89	\$74,647	5.76	\$24.68	\$27.86	\$33.58	\$44.17	\$51.22	\$51,337	\$57,950	\$69,839	\$91,870	\$106,533	#
13-2072	Loan officers	190	18.78	\$44.22	\$91,973.00	\$12.75	\$17.51	\$23.07	\$29.50	\$62.35	\$77.85	\$36,420.00	\$47,996.00	\$61,360.00	\$129,692.00	\$161,919.00	0.50

Data unavailable

Occupational Code	Occupational Title	Employment Estimate	Employment Percentage Relative Standard Error	Average Hourly Wage	Average Annual Wage	Wage Percentage Relative Standard Error	10th Percentile (Hourly)	25th Percentile (Hourly)	50th Percentile (Hourly)	75th Percentile (Hourly)	90th Percentile (Hourly)	10th Percentile (Annual)	25th Percentile (Annual)	50th Percentile (Annual)	75th Percentile (Annual)	90th Percentile (Annual)	Location Quotients
13-2081	Tax examiners and collectors, and revenue agents	10	0.00	\$33.54	\$69,759	2.46	\$24.88	\$26.97	\$30.44	\$38.72	\$48.57	\$51,752	\$56,089	\$63,318	\$80,532	\$101,024	#
13-2099	Financial specialists, all other	340	19.35	\$44.17	\$91,874	11.57	\$23.19	\$29.74	\$36.35	\$52.10	\$72.40	\$48,233	\$61,850	\$75,598	\$108,362	\$150,591	2.08
15-0000	Computer and mathematical	14,140	6.25	\$48.67	\$101,224	1.53	\$25.23	\$33.88	\$46.79	\$62.28	\$76.23	\$52,487	\$70,470	\$97,325	\$129,542	\$158,558	2.56
15-1111	Computer and information research scientists	170	21.85	\$66.67	\$138,669	10.20	\$30.33	\$43.69	\$65.73	\$77.51	#	\$63,082	\$90,870	\$136,727	\$161,213	#	4.43
15-1121	Computer systems analysts	650	12.65	\$47.70	\$99,211	2.41	\$31.24	\$37.65	\$45.38	\$56.05	\$68.88	\$64,980	\$78,312	\$94,388	\$116,590	\$143,265	0.88
15-1122	Information security analysts	#	#	\$48.56	\$101,008	2.65	\$31.72	\$40.65	\$46.26	\$57.45	\$70.13	\$65,968	\$84,556	\$96,214	\$119,498	\$145,864	#
15-1131	Computer programmers	290	39.75	\$45.13	\$93,872.00	\$3.66	\$24.98	\$28.28	\$37.32	\$66.82	\$76.01	\$51,964.00	\$58,830.00	\$77,618.00	\$138,975.00	\$158,091.00	0.99
15-1132	Software developers, applications	5,360	7.91	\$53.13	\$110,511	2.30	\$28.52	\$39.62	\$52.47	\$67.35	\$79.25	\$59,328	\$82,412	\$109,132	\$140,084	\$164,835	4.72
15-1133	Software developers, systems software	1,260	7.38	\$61.27	\$127,439	1.54	\$40.48	\$48.28	\$60.86	\$73.83	\$83.45	\$84,195	\$100,432	\$126,579	\$153,566	\$173,572	2.47
15-1134	Web developers	310	19.69	\$33.81	\$70,316	4.44	\$19.32	\$26.63	\$31.53	\$39.34	\$52.97	\$40,184	\$55,382	\$65,581	\$81,833	\$110,170	1.95
15-1141	Database administrators	290	30.27	\$40.50	\$84,238	3.81	\$24.85	\$31.56	\$36.97	\$50.15	\$62.11	\$51,681	\$65,639	\$76,892	\$104,311	\$129,197	2.06
15-1142	Network and computer systems administrators	920	8.00	\$44.14	\$91,805	2.16	\$27.16	\$34.44	\$43.68	\$54.54	\$62.45	\$56,489	\$71,643	\$90,855	\$113,443	\$129,904	2.00
15-1143	Computer network architects	530	19.71	\$54.35	\$113,051	5.26	\$32.52	\$38.92	\$49.76	\$67.70	\$80.78	\$67,634	\$80,950	\$103,502	\$140,825	\$168,018	2.76
15-1151	Computer user support specialists	1,690	9.14	\$29.92	\$62,233	1.87	\$17.37	\$23.66	\$28.90	\$36.55	\$44.93	\$36,124	\$49,218	\$60,109	\$76,023	\$93,463	2.13
15-1152	Computer network support specialists	350	22.72	#	#	#	#	#	#	#	#	#	#	#	#	#	1.54
15-1199	Computer, all other	1,890	10.56	\$48.74	\$101,383	3.93	\$24.84	\$34.33	\$47.90	\$62.10	\$73.79	\$51,675	\$71,416	\$99,625	\$129,174	\$153,484	3.94
15-2031	Operations research analysts	60	20.02	\$56.10	\$116,691	11.78	\$31.78	\$35.17	\$44.33	\$62.49	#	\$66,109	\$73,161	\$92,211	\$129,976	#	0.46
15-2041	Statisticians	80	9.03	\$53.46	\$111,199	3.32	\$33.07	\$41.20	\$48.31	\$66.32	\$79.61	\$68,796	\$85,688	\$100,484	\$137,939	\$165,584	1.53
17-0000	Architecture and engineering	8,150	3.29	\$48.41	\$100,695	2.49	\$24.22	\$32.18	\$45.08	\$62.43	\$78.83	\$50,379	\$66,937	\$93,758	\$129,854	\$163,957	2.53
17-1011	Architects, except landscape and naval	380	15.88	\$32.07	\$66,714	9.50	\$11.77	\$22.74	\$30.00	\$39.65	\$51.20	\$24,489	\$47,294	\$62,390	\$82,477	\$106,493	2.91
17-1012	Landscape architects	#	#	\$32.84	\$68,300	3.49	\$22.41	\$26.05	\$30.93	\$40.27	\$46.56	\$46,613	\$54,181	\$64,326	\$83,768	\$96,839	#
17-1021	Cartographers and photogrammetrists	80	16.25	\$36.84	\$76,618	8.63	\$22.52	\$26.64	\$33.99	\$44.88	\$57.60	\$46,841	\$55,417	\$70,690	\$93,359	\$119,812	5.78
17-1022	Surveyors	80	24.74	\$33.48	\$69,646	7.07	\$21.22	\$23.76	\$29.62	\$38.26	\$56.46	\$44,133	\$49,429	\$61,618	\$79,580	\$117,446	1.41
17-2011	Aerospace engineers	660	16.94	\$58.32	\$121,296	7.27	\$32.48	\$39.27	\$59.74	\$76.57	\$91.09	\$67,568	\$81,674	\$124,266	\$159,256	\$189,470	8.14
17-2031	Biomedical engineers	200	7.25	\$50.51	\$105,065	2.11	\$34.58	\$41.51	\$50.91	\$59.73	\$69.49	\$71,931	\$86,337	\$105,887	\$124,238	\$144,546	8.34
17-2051	Civil engineers	560	13.21	\$46.82	\$97,385	8.05	\$27.37	\$32.98	\$42.52	\$53.08	\$64.61	\$56,922	\$68,593	\$88,449	\$110,410	\$134,392	1.45
17-2061	Computer hardware engineers	1,040	8.01	\$61.06	\$127,014	2.58	\$31.76	\$44.37	\$63.16	\$77.06	\$91.23	\$66,061	\$92,286	\$131,363	\$160,275	\$189,752	13.58
17-2071	Electrical engineers	350	16.43	\$47.54	\$98,878	8.75	\$10.21	\$35.59	\$45.73	\$56.94	\$71.90	\$21,235	\$74,035	\$95,119	\$118,440	\$149,553	1.49
17-2072	Electronics engineers, except computer	870	9.37	\$55.38	\$115,189	2.72	\$31.27	\$40.48	\$56.17	\$70.09	\$78.95	\$65,047	\$84,200	\$116,843	\$145,785	\$164,210	5.14
17-2081	Environmental engineers	110	21.77	\$45.48	\$94,599	3.60	\$28.72	\$33.29	\$40.43	\$53.00	\$74.47	\$59,744	\$69,234	\$84,098	\$110,242	\$154,898	1.59
17-2111	Health and safety engineers, except mining safety engineers and inspectors	30	37.23	\$64.30	\$133,740	8.81	\$41.41	\$47.39	\$58.64	\$87.59	\$97.35	\$86,127	\$98,581	\$121,979	\$182,192	\$202,484	#
17-2112	Industrial engineers	680	8.16	\$49.22	\$102,385	4.04	\$27.90	\$37.07	\$49.49	\$59.77	\$70.98	\$58,035	\$77,104	\$102,941	\$124,321	\$147,646	1.93
17-2131	Materials engineers	110	14.18	\$62.30	\$129,580	4.57	\$37.09	\$46.21	\$63.29	\$78.64	\$92.61	\$77,140	\$96,113	\$131,636	\$163,577	\$192,628	3.15
17-2141	Mechanical engineers	770	11.78	\$46.88	\$97,520	3.49	\$24.45	\$32.41	\$44.04	\$59.18	\$76.70	\$50,862	\$67,411	\$91,596	\$123,093	\$159,537	2.01
17-2199	Engineers, all other	460	19.17	\$55.99	\$116,459	5.07	\$31.51	\$41.54	\$55.40	\$71.42	\$85.46	\$65,549	\$86,399	\$115,233	\$148,544	\$177,763	2.59
17-3011	Architectural and civil drafters	110	22.67	\$27.61	\$57,428	6.17	\$16.13	\$21.06	\$26.92	\$32.73	\$42.89	\$33,548	\$43,806	\$55,985	\$68,075	\$89,220	0.93
17-3012	Electrical and electronics drafters	120	48.11	\$29.31	\$60,955	4.50	\$18.71	\$22.77	\$29.34	\$33.66	\$39.27	\$38,923	\$47,361	\$58,110	\$70,003	\$81,692	3.69
17-3013	Mechanical drafters	50	38.91	\$31.12	\$64,738	2.75	\$24.33	\$26.40	\$29.26	\$35.00	\$43.37	\$50,596	\$54,914	\$60,860	\$72,798	\$90,217	0.75
17-3019	Drafters, all other	40	47.46	\$32.77	\$68,152	5.30	\$21.56	\$25.35	\$29.11	\$38.62	\$53.29	\$44,840	\$52,720	\$60,540	\$80,334	\$110,852	2.02
17-3021	Aerospace engineering and operations technicians	130	20.85	\$37.09	\$77,148	7.21	\$23.75	\$27.70	\$35.20	\$46.72	\$56.90	\$49,390	\$57,619	\$73,211	\$97,182	\$118,352	10.57
17-3022	Civil engineering technicians	70	9.58	\$28.57	\$59,434	6.53	\$15.16	\$19.70	\$29.42	\$35.93	\$41.52	\$31,526	\$40,973	\$61,191	\$74,744	\$86,369	0.76
17-3023	Electrical and electronics engineering technicians	250	9.80	\$31.50	\$65,516	3.33	\$18.63	\$24.63	\$30.14	\$37.63	\$47.04	\$38,751	\$51,227	\$62,690	\$78,261	\$97,838	1.57
17-3024	Electro-mechanical technicians	70	35.18	\$28.54	\$59,358	3.05	\$23.33	\$25.63	\$28.22	\$30.97	\$36.00	\$48,528	\$53,320	\$58,705	\$64,420	\$74,882	4.21
17-3026	Industrial engineering technicians	100	10.26	\$33.44	\$73,715	5.40	\$21.59	\$26.77	\$34.34	\$43.69	\$52.88	\$44,907	\$55,681	\$71,429	\$90,884	\$109,986	1.17
17-3027	Mechanical engineering technicians	110	10.14	\$38.55	\$80,174	3.63	\$21.70	\$32.28	\$38.94	\$46.98	\$54.31	\$45,129	\$67,153	\$81,000	\$97,718	\$112,969	2.06
17-3029	Engineering technicians, except drafters, all other	190	10.24	\$31.05	\$64,576	1.75	\$21.84	\$26.70	\$31.54	\$36.15	\$38.94	\$45,437	\$55,534	\$65,612	\$75,198	\$80,996	1.78
17-3031	Surveying and mapping technicians	80	24.78	\$24.51	\$50,984	4.19	\$16.50	\$18.64	\$22.87	\$29.82	\$35.92	\$34,312	\$38,771	\$47,561	\$62,032	\$74,706	1.17
19-0000	Life, physical, and social science	5,970	3.92	\$42.56	\$88,524	1.84	\$20.38	\$27.30	\$38.36	\$53.99	\$71.14	\$42,395	\$56,777	\$79,792	\$112,290	\$147,971	4.05
19-1013	Soil and plant scientists	#	#	\$28.66	\$59,608	16.18	\$19.58	\$22.59	\$25.93	\$28.65	\$30.32	\$40,723	\$46,982	\$53,939	\$59,595	\$63,058	#
19-1021	Biochemists and biophysicists	310	17.21	\$43.24	\$89,930	10.50	\$20.33	\$25.79	\$35.72	\$48.07	\$73.94	\$42,284	\$53,647	\$74,289	\$99,986	\$153,791	8.69
19-1022	Microbiologists	40	33.78	\$44.43	\$92,423	7.24	\$24.58	\$32.36	\$44.93	\$51.23	\$71.20	\$51,121	\$67,302	\$93,458	\$106,560	\$148,105	1.41
19-1023	Zoologists and wildlife biologists	70	4.45	\$36.42	\$75,750	4.06	\$19.83	\$24.06	\$29.83	\$39.91	\$61.74	\$41,250	\$50,043	\$62,051	\$83,017	\$128,415	2.96

Data unavailable

Occupational Code	Occupational Title	Employment Estimate	Employment Percentage Relative Standard Error	Average Hourly Wage	Average Annual Wage	Wage Percentage Relative Standard Error	10th Percentile (Hourly)	25th Percentile (Hourly)	50th Percentile (Hourly)	75th Percentile (Hourly)	90th Percentile (Hourly)	10th Percentile (Annual)	25th Percentile (Annual)	50th Percentile (Annual)	75th Percentile (Annual)	90th Percentile (Annual)	Location Quotients
19-1029	Biological scientists, all other	200	13.69	\$30.51	\$63,459	5.41	\$17.47	\$21.54	\$28.72	\$38.37	\$47.08	\$36,339	\$44,812	\$59,742	\$79,807	\$97,932	3.75
19-1031	Conservation scientists	120	16.43	\$38.82	\$80,736	3.58	\$26.15	\$30.95	\$36.64	\$46.75	\$56.26	\$54,399	\$64,372	\$76,212	\$97,230	\$117,023	4.16
19-1042	Medical scientists, except epidemiologists	310	11.76	\$46.19	\$96,065	6.46	\$20.62	\$25.17	\$35.50	\$63.30	\$84.68	\$42,886	\$52,346	\$73,840	\$131,670	\$176,140	2.05
19-2012	Physicists	790	0.49	\$50.90	\$105,878	3.13	\$25.34	\$34.14	\$47.90	\$65.74	\$78.95	\$52,712	\$71,004	\$99,632	\$136,731	\$164,211	35.47
19-2031	Chemists	330	27.65	\$43.79	\$91,084	3.87	\$19.72	\$28.05	\$42.28	\$58.23	\$73.04	\$41,014	\$58,346	\$87,943	\$121,110	\$151,932	3.11
19-2032	Materials scientists	#	#	\$51.96	\$108,080	3.61	\$42.11	\$47.19	\$53.33	\$58.82	\$62.16	\$87,598	\$98,155	\$110,924	\$122,339	\$129,292	#
19-2041	Environmental scientists and specialists, including health	990	3.32	\$46.48	\$96,672	2.15	\$27.34	\$33.73	\$44.15	\$57.79	\$70.46	\$56,874	\$70,165	\$91,835	\$120,210	\$146,548	9.81
19-2042	Geoscientists, except hydrologists and geographers	490	36.80	\$42.65	\$88,720	7.92	\$20.26	\$26.85	\$39.59	\$50.58	\$74.92	\$42,136	\$55,846	\$82,342	\$105,208	\$155,843	13.36
19-2043	Hydrologists	50	43.54	\$63.88	\$132,873	7.31	\$36.02	\$43.23	\$54.74	\$73.10	#	\$74,916	\$89,924	\$113,867	\$152,051	#	6.51
19-3011	Economists	50	42.70	\$51.83	\$107,808	8.66	\$29.56	\$39.33	\$53.01	\$60.84	\$71.65	\$61,491	\$81,801	\$110,254	\$126,552	\$149,031	2.11
19-3022	Survey researchers	30	36.30	\$35.98	\$74,846	4.30	\$20.16	\$30.41	\$35.79	\$44.24	\$52.68	\$41,938	\$63,244	\$74,441	\$92,025	\$109,571	#
19-3031	Clinical, counseling, and school psychologists	300	15.68	\$39.91	\$83,003	10.02	\$19.52	\$23.09	\$35.39	\$55.09	\$72.30	\$40,604	\$48,025	\$73,614	\$114,589	\$150,392	2.17
19-3051	Urban and regional planners	80	0.64	\$38.11	\$79,267	1.98	\$26.03	\$30.32	\$36.30	\$44.73	\$53.28	\$54,147	\$63,075	\$75,508	\$93,035	\$110,812	1.77
19-3099	Social scientists and related workers, all other	100	21.42	\$40.98	\$85,247	1.77	\$25.66	\$29.97	\$37.67	\$49.22	\$64.74	\$53,365	\$62,333	\$78,349	\$102,374	\$134,665	2.31
19-4021	Biological technicians	120	14.24	\$26.03	\$54,143	2.86	\$15.61	\$21.22	\$26.30	\$31.09	\$36.36	\$32,468	\$44,138	\$54,700	\$64,660	\$75,635	1.28
19-4041	Geological and petroleum technicians	20	38.33	\$28.67	\$59,631	8.70	\$14.91	\$25.93	\$28.91	\$31.88	\$39.14	\$31,022	\$53,941	\$60,124	\$66,307	\$81,403	#
19-4092	Forensic science technicians	10	0.00	\$29.12	\$60,575	2.67	\$24.18	\$25.63	\$27.98	\$30.51	\$37.67	\$50,291	\$53,311	\$58,199	\$63,455	\$78,364	#
19-4093	Forest and conservation technicians	60	27.55	\$21.00	\$43,689	4.73	\$15.59	\$17.46	\$20.50	\$23.45	\$27.76	\$32,428	\$36,320	\$42,630	\$48,774	\$57,750	1.59
21-0000	Community and social services	2,260	3.90	\$24.93	\$51,846	2.71	\$14.69	\$18.20	\$24.25	\$29.88	\$37.13	\$30,556	\$37,860	\$50,448	\$62,158	\$77,235	0.83
21-1012	Educational, guidance, school, and vocational counselors	250	1.53	\$29.96	\$62,317	4.84	\$17.82	\$22.16	\$28.96	\$36.69	\$45.09	\$37,058	\$46,088	\$60,247	\$76,311	\$93,783	0.70
21-1015	Rehabilitation counselors	10	21.05	\$25.65	\$53,349	4.49	\$15.36	\$18.39	\$24.17	\$28.59	\$32.36	\$31,945	\$38,241	\$50,283	\$59,457	\$67,302	#
21-1018	Substance abuse, behavioral disorder, and mental health counselors	470	11.51	\$25.88	\$53,839	3.64	\$15.73	\$20.51	\$25.69	\$31.04	\$37.18	\$32,727	\$42,669	\$53,435	\$64,557	\$77,335	1.39
21-1019	Counselors, all other	#	#	\$25.82	\$53,709	3.05	\$13.27	\$18.02	\$26.47	\$29.88	\$37.11	\$27,598	\$37,479	\$55,063	\$62,158	\$77,191	#
21-1021	Child, family, and school social workers	420	6.34	\$26.02	\$54,124	3.06	\$16.33	\$20.68	\$25.48	\$29.30	\$37.30	\$33,958	\$43,007	\$53,001	\$60,948	\$77,581	1.03
21-1022	Healthcare social workers	90	33.10	\$25.93	\$53,940	6.03	\$16.21	\$18.47	\$24.39	\$30.75	\$36.46	\$33,722	\$38,413	\$50,736	\$63,963	\$75,841	0.44
21-1029	Social workers, all other	170	7.88	\$22.38	\$46,555	5.48	\$15.66	\$17.10	\$19.75	\$27.32	\$33.58	\$32,566	\$35,567	\$41,089	\$56,830	\$69,851	2.33
21-1091	Health educators	#	#	\$26.93	\$56,010	5.41	\$15.54	\$18.82	\$27.03	\$34.68	\$38.94	\$32,331	\$39,156	\$56,214	\$72,135	\$80,996	#
21-1092	Probation officers and correctional treatment specialists	150	8.90	\$28.63	\$59,560	2.97	\$20.77	\$24.07	\$27.15	\$32.94	\$38.45	\$43,205	\$50,055	\$56,464	\$68,509	\$79,975	1.33
21-1093	Social and human service assistants	80	8.05	\$16.35	\$34,013	3.92	\$10.94	\$12.02	\$15.60	\$19.43	\$23.94	\$22,747	\$25,007	\$32,442	\$40,413	\$49,788	0.17
21-1094	Community health workers	30	34.76	\$20.39	\$42,404	2.32	\$15.65	\$16.84	\$18.85	\$24.53	\$28.08	\$32,547	\$35,023	\$39,200	\$51,029	\$58,404	0.50
21-1099	Community and social service specialists, all other	310	3.70	\$20.99	\$43,666	3.60	\$12.79	\$14.89	\$17.83	\$25.73	\$34.28	\$26,593	\$30,967	\$37,088	\$53,517	\$71,306	2.51
21-2011	Clergy	40	36.02	\$25.54	\$53,113	2.73	\$20.34	\$23.15	\$26.34	\$28.70	\$30.12	\$42,314	\$48,160	\$54,791	\$59,699	\$62,643	0.60
21-2021	Directors, religious activities and education	20	33.04	\$32.83	\$68,283	2.96	\$22.61	\$27.76	\$33.64	\$38.28	\$43.81	\$47,026	\$57,748	\$69,979	\$79,629	\$91,118	#
23-0000	Legal	1,360	7.13	\$59.78	\$124,341	11.40	\$24.29	\$30.85	\$45.97	\$70.87	#	\$50,525	\$64,174	\$95,620	\$147,400	#	0.96
23-1011	Lawyers	820	9.29	\$77.91	\$162,048	11.40	\$40.34	\$46.42	\$60.23	#	#	\$83,913	\$96,546	\$125,274	#	#	1.01
23-1023	Judges, magistrate judges, and magistrates	20	0.00	\$73.47	\$152,812	3.85	\$68.15	\$68.16	\$76.24	\$79.66	\$79.67	\$141,754	\$141,771	\$158,574	\$165,701	\$165,709	#
23-2011	Paralegals and legal assistants	360	27.45	\$30.13	\$62,670	4.39	\$20.38	\$25.42	\$29.17	\$35.41	\$42.55	\$42,385	\$52,878	\$60,666	\$73,651	\$88,505	0.92
23-2093	Title examiners, abstractors, and searchers	30	43.81	\$27.72	\$57,658	3.53	\$20.15	\$22.58	\$27.35	\$33.37	\$37.02	\$41,913	\$46,974	\$56,893	\$69,409	\$77,010	0.48
23-2099	Legal support workers, all other	90	10.53	\$34.44	\$71,630	7.38	\$18.11	\$22.47	\$30.17	\$37.99	\$51.58	\$37,673	\$46,735	\$62,750	\$79,022	\$107,293	1.73
25-0000	Education, training, and library	11,840	1.34	\$30.66	\$63,764	6.55	\$12.99	\$18.09	\$27.31	\$38.08	\$49.84	\$27,013	\$37,635	\$56,805	\$79,210	\$103,674	1.07
25-1011	Business teachers, postsecondary	210	4.32	#	\$122,756	11.47	#	#	#	#	#	\$21,228	\$39,494	\$104,104	\$179,499	#	1.98
25-1032	Engineering teachers, postsecondary	300	0.00	#	\$121,320	3.19	#	#	#	#	#	\$46,000	\$92,743	\$118,795	\$149,333	\$187,767	6.25
25-1053	Environmental science teachers, postsecondary	#	#	#	\$96,278	4.00	#	#	#	#	#	\$50,831	\$66,290	\$94,369	\$118,533	\$153,245	#
25-1062	Area, ethnic, and cultural studies teachers, postsecondary	70	0.00	#	\$69,754	11.23	#	#	#	#	#	\$21,225	\$33,399	\$59,132	\$96,999	\$128,239	5.95
25-1065	Political science teachers, postsecondary	50	1.05	#	\$92,830	3.42	#	#	#	#	#	\$38,613	\$61,557	\$95,719	\$112,160	\$148,188	2.41
25-1066	Psychology teachers, postsecondary	#	#	#	\$95,309	10.34	#	#	#	#	#	\$39,125	\$57,554	\$84,519	\$118,302	\$178,246	#
25-1071	Health specialties teachers, postsecondary	110	0.00	#	\$82,891	5.78	#	#	#	#	#	\$21,234	\$55,550	\$64,640	\$102,779	\$144,475	0.44
25-1081	Education teachers, postsecondary	130	12.05	#	\$71,114	2.42	#	#	#	#	#	\$21,223	\$21,235	\$73,085	\$101,093	\$131,681	1.65
25-1121	Art, drama, and music teachers, postsecondary	320	2.87	#	\$66,563	4.79	#	#	#	#	#	\$21,230	\$40,859	\$68,056	\$90,059	\$106,991	2.66

Data unavailable

Occupational Code	Occupational Title	Employment Estimate	Employment Percentage Relative Standard Error	Average Hourly Wage	Average Annual Wage	Wage Percentage Relative Standard Error	10th Percentile (Hourly)	25th Percentile (Hourly)	50th Percentile (Hourly)	75th Percentile (Hourly)	90th Percentile (Hourly)	10th Percentile (Annual)	25th Percentile (Annual)	50th Percentile (Annual)	75th Percentile (Annual)	90th Percentile (Annual)	Location Quotients
25-1123	English language and literature teachers, postsecondary	270	0.00	#	\$68,784	3.01	#	#	#	#	#	\$27,225	\$46,515	\$64,823	\$89,467	\$112,010	3.09
25-1126	Philosophy and religion teachers, postsecondary	80	0.00	#	\$83,281	3.19	#	#	#	#	#	\$32,292	\$53,319	\$75,724	\$111,713	\$135,753.00	2.81
25-1194	Vocational education teachers, postsecondary	40	27.16	\$21.41	\$44,526	10.95	\$14.79	\$16.05	\$18.19	\$27.15	\$31.31	\$30,770	\$33,392	\$37,834	\$56,469	\$65,127	0.30
25-1199	Postsecondary teachers, all other	80	12.91	#	\$60,055	3.74	#	#	#	#	#	\$24,281	\$32,311	\$50,415	\$66,569	\$101,924	0.36
25-2011	Preschool teachers, except special education	1,040	11.48	\$17.23	\$35,839	5.76	\$11.65	\$13.24	\$15.57	\$19.27	\$24.91	\$24,223	\$27,539	\$32,390	\$40,076	\$51,822	1.95
25-2012	Kindergarten teachers, except special education	260	22.65	#	\$55,482	5.56	#	#	#	#	#	\$34,653	\$40,416	\$54,385	\$69,914	\$78,148	1.55
25-2021	Elementary school teachers, except special education	1,710	0.42	#	\$64,281	5.82	#	#	#	#	#	\$40,917	\$50,887	\$64,830	\$77,607	\$91,162	0.97
25-2022	Middle school teachers, except special and career/technical educa	880	6.74	#	\$65,642.00	\$5.28	#	#	#	#	#	\$43,071.00	\$51,833.00	\$65,611.00	\$78,259.00	\$92,313.00	1.15
25-2023	Career/technical education teachers, middle school	60	2.21	#	\$70,742	3.03	#	#	#	#	#	\$51,409	\$59,315	\$70,817	\$82,895	\$94,310	4.09
25-2031	Secondary school teachers, except special and career/technical ed	1,210	9.78	#	\$64,516	6.40	#	#	#	#	#	\$42,662	\$49,688	\$62,554	\$78,472	\$93,049	0.91
25-2052	Special education teachers, kindergarten and elementary school	230	2.63	#	\$66,402	6.64	#	#	#	#	#	\$42,078	\$50,480	\$61,939	\$80,839	\$99,641	1.01
25-2053	Special education teachers, middle school	150	0.53	#	\$66,658	4.99	#	#	#	#	#	\$43,173	\$50,857	\$62,635	\$81,971	\$96,949	1.38
25-2054	Special education teachers, secondary school	150	0.44	#	\$68,104	4.16	#	#	#	#	#	\$43,447	\$52,204	\$65,668	\$83,071	\$97,247	0.85
25-3021	Self-enrichment education teachers	560	19.95	\$25.28	\$52,587	8.85	\$14.89	\$17.49	\$23.55	\$32.44	\$38.06	\$30,981	\$36,384	\$48,990	\$67,476	\$79,161	1.83
25-3097	Teachers and instructors, all other, except substitute teachers	310	25.87	#	\$43,509	12.42	#	#	#	#	#	\$21,231	\$23,752	\$34,931	\$61,633	\$80,941	0.78
25-4021	Librarians	160	3.52	\$32.61	\$67,827	2.67	\$22.09	\$26.03	\$31.11	\$40.18	\$45.73	\$45,946	\$54,136	\$64,704	\$83,566	\$95,111	1.01
25-4031	Library technicians	160	3.93	\$18.08	\$37,597	1.97	\$13.39	\$15.73	\$17.72	\$20.57	\$23.37	\$27,852	\$32,720	\$36,860	\$42,782	\$48,602	1.45
25-9031	Instructional coordinators	130	7.55	\$31.57	\$65,658	2.65	\$22.39	\$25.94	\$30.17	\$36.90	\$44.22	\$46,572	\$53,946	\$62,758	\$76,742	\$91,980	0.62
25-9041	Teacher assistants	1,230	5.90	#	\$32,056	5.66	#	#	#	#	#	\$24,075	\$26,581	\$30,829	\$37,141	\$43,782	0.73
25-9099	Education, training, and library workers, all other	200	5.92	\$27.24	\$56,668	3.09	\$16.05	\$20.22	\$25.62	\$31.14	\$41.72	\$33,379	\$42,049	\$53,285	\$64,769	\$86,780	1.46
27-0000	Arts, design, entertainment, sports, and media	3,820	5.14	\$27.93	\$58,090	3.06	\$11.43	\$16.74	\$24.36	\$34.40	\$46.91	\$23,766	\$34,817	\$50,674	\$71,560	\$97,582	1.55
27-1011	Art directors	140	13.09	\$43.90	\$91,310	3.06	\$24.83	\$29.63	\$38.83	\$53.02	\$70.82	\$51,639	\$61,639	\$80,769	\$110,279	\$147,310	2.83
27-1014	Multimedia artists and animators	30	4.73	\$33.83	\$70,363	2.46	\$22.05	\$26.35	\$32.49	\$38.21	\$47.90	\$45,859	\$54,802	\$67,583	\$79,467	\$99,640	#
27-1021	Commercial and industrial designers	70	19.67	\$30.94	\$64,360	5.66	\$17.13	\$20.67	\$28.61	\$38.64	\$51.12	\$35,621	\$42,993	\$59,515	\$80,371	\$106,339	1.66
27-1022	Fashion designers	50	24.91	\$31.66	\$65,863	4.69	\$20.74	\$23.00	\$28.02	\$36.84	\$49.62	\$43,146	\$47,848	\$58,290	\$76,624	\$103,217	1.85
27-1023	Floral designers	60	27.51	\$14.72	\$30,611	3.27	\$10.90	\$12.29	\$14.29	\$17.00	\$19.06	\$22,672	\$25,558	\$29,717	\$35,368	\$39,639	1.08
27-1024	Graphic designers	590	14.53	\$29.46	\$61,281	2.69	\$16.86	\$22.15	\$28.54	\$35.25	\$42.17	\$35,078	\$46,063	\$59,369	\$73,317	\$87,718	2.14
27-1025	Interior designers	180	39.30	\$25.86	\$53,795	10.66	\$16.47	\$19.13	\$22.23	\$29.03	\$43.73	\$34,268	\$39,783	\$46,229	\$60,378	\$90,953	2.48
27-1026	Merchandise displayers and window trimmers	10	17.09	\$24.68	\$51,338	6.10	\$14.87	\$20.01	\$23.08	\$28.27	\$37.30	\$30,933	\$41,620	\$48,005	\$58,802	\$77,580	#
27-2012	Producers and directors	180	14.82	\$34.84	\$72,467	7.92	\$16.38	\$20.89	\$30.27	\$45.84	\$57.10	\$34,070	\$43,457	\$62,951	\$95,351	\$118,765	1.18
27-2021	Athletes and sports competitors	#	#	#	\$128,842	17.25	#	#	#	#	#	\$72,253	\$106,081	\$118,024	\$129,967	\$169,910	#
27-2022	Coaches and scouts	720	16.76	#	\$42,044	15.99	#	#	#	#	#	\$21,234	\$22,917	\$28,247	\$44,843	\$64,143	2.43
27-2023	Umpires, referees, and other sports officials	90	1.33	#	\$32,145	4.16	#	#	#	#	#	\$22,072	\$23,420	\$31,521	\$38,273	\$46,197	3.90
27-2042	Musicians and singers	40	23.87	\$28.34	#	27.93	\$12.88	\$13.89	\$21.95	\$35.54	\$68.71	#	#	#	#	#	0.81
27-2099	Entertainers and performers, sports and related workers, all other	50	9.06	\$21.42	#	5.60	\$12.81	\$14.13	\$20.93	\$26.19	\$33.14	#	#	#	#	#	3.04
27-3031	Public relations specialists	390	11.85	\$26.89	\$55,935	3.41	\$11.87	\$18.22	\$24.68	\$33.48	\$43.19	\$24,693	\$37,898	\$51,332	\$69,636	\$89,830	1.31
27-3041	Editors	330	23.24	\$29.46	\$61,280.00	2.42	\$19.78	\$22.65	\$27.37	\$33.73	\$42.92	\$41,145.00	\$47,108.00	\$56,930.00	\$70,162.00	\$89,274.00	2.72
27-3042	Technical writers	180	13.91	\$45.70	\$95,049.00	4.12	\$31.23	\$35.44	\$41.86	\$50.66	\$68.90	\$64,965.00	\$73,721.00	\$87,077.00	\$105,369.00	\$143,320.00	2.78
27-3043	Writers and authors	80	18.52	#	#	#	#	#	#	#	#	#	#	#	#	#	1.40
27-3091	Interpreters and translators	140	34.58	\$28.83	\$59,966	6.76	\$16.93	\$22.21	\$28.05	\$34.93	\$41.42	\$35,217	\$46,189	\$58,343	\$72,664	\$86,162	1.98
27-4011	Audio and video equipment technicians	70	39.93	\$23.16	\$48,175	4.93	\$16.83	\$20.24	\$23.09	\$26.29	\$29.72	\$35,002	\$42,091	\$48,035	\$54,687	\$61,823	0.71
27-4014	Sound engineering technicians	20	33.74	\$28.21	\$58,681	10.45	\$14.10	\$22.06	\$27.88	\$34.48	\$44	\$29,330	\$45,888	\$57,980	\$71,717	\$91,892	#
27-4021	Photographers	60	20.04	\$17.13	\$35,640	11.25	\$10.20	\$10.21	\$13.30	\$24.90	\$30.20	\$21,222	\$21,231	\$27,660	\$51,783	\$62,824	1.02
27-4031	Camera operators, television, video, and motion picture	20	46.24	\$22.95	\$47,744	6.29	\$16.44	\$17.83	\$25.09	\$28.01	\$29.76	\$34,190	\$37,090	\$52,197	\$58,265	\$61,906	#
27-4032	Film and video editors	60	25.35	\$25.14	\$52,281	6.72	\$10.21	\$18.99	\$22.86	\$28.26	\$43.25	\$21,236	\$39,490	\$47,547	\$58,777	\$89,951	1.66
27-4099	Media and communication equipment workers, all other	100	46.75	\$22.20	\$46,186	16.91	\$12.39	\$13.34	\$15.80	\$19.77	\$46.45	\$25,761	\$27,743	\$32,854	\$41,127	\$96,608	4.12
29-0000	Healthcare practitioners and technical	9,850	9.90	\$42.51	\$88,412	3.20	\$18.48	\$26.88	\$36.54	\$47.36	\$64.40	\$38,436	\$55,911	\$76,009	\$98,513	\$133,947	0.91

Data unavailable

Occupational Code	Occupational Title	Employment Estimate	Employment Percentage Relative Standard Error	Average Hourly Wage	Average Annual Wage	Wage Percentage Relative Standard Error	10th Percentile (Hourly)	25th Percentile (Hourly)	50th Percentile (Hourly)	75th Percentile (Hourly)	90th Percentile (Hourly)	10th Percentile (Annual)	25th Percentile (Annual)	50th Percentile (Annual)	75th Percentile (Annual)	90th Percentile (Annual)	Location Quotients
29-1011	Chiropractors	130	41.01	\$29.66	\$61,701	13.21	\$19.09	\$25.10	\$27.53	\$29.97	\$51.49	\$39,699	\$52,204	\$57,257	\$62,335	\$107,106	2.93
29-1021	Dentists, general	#	#	\$102.68	\$213,584	12.38	\$29.82	\$85.30	\$99.57	#	#	\$62,035	\$177,433	\$207,108	#	#	#
29-1031	Dietitians and nutritionists	120	46.11	\$24.78	\$51,533	3.81	\$16.45	\$20.04	\$24.58	\$29.19	\$34.22	\$34,222	\$41,683	\$51,136	\$60,711	\$71,174	1.42
29-1041	Optometrists	40	33.33	\$63.26	\$131,590	15.60	\$26.53	\$37.60	\$50.31	\$80.17	#	\$55,174	\$78,210	\$104,647	\$166,744	#	0.91
29-1051	Pharmacists	360	16.09	\$60.99	\$126,855	1.81	\$51.25	\$55.56	\$62.66	\$72.07	\$77.84	\$106,600	\$115,574	\$130,336	\$149,911	\$161,906	0.94
29-1061	Anesthesiologists	#	#	\$128.53	\$267,337	24.28	\$12.17	#	#	#	#	\$25,321	#	#	#	#	#
29-1062	Family and general practitioners	360	23.79	\$113.63	\$236,344	10.04	\$54.65	\$85.13	#	#	#	\$113,673	\$177,069	#	#	#	2.53
29-1063	Internists, general	50	33.22	\$110.42	\$229,680	10.03	\$82.95	\$88.92	\$98.82	#	#	\$172,542	\$184,956	\$205,535	#	#	0.96
29-1066	Psychiatrists	#	#	\$126.06	\$262,196	14.64	\$41.75	#	#	#	#	\$86,849	#	#	#	#	#
29-1067	Surgeons	#	#	\$51.30	\$106,706	13.31	\$41.20	\$43.03	\$46.08	\$49	\$65	\$85,702	\$89,507	\$95,850	\$102,193	\$135,764	#
29-1069	Physicians and surgeons, all other	160	16.63	\$124.37	\$258,681	9.69	\$46.05	#	#	#	#	\$95,787	#	#	#	#	0.33
29-1071	Physician assistants	360	27.32	\$46.46	\$96,642	9.00	\$22.17	\$33.77	\$51.76	\$59.19	\$63.74	\$46,113.00	\$70,251.00	\$107,650.00	\$123,117.00	\$132,586.00	2.46
29-1122	Occupational therapists	180	12.36	\$43.30	\$90,065	2.29	\$32.69	\$37	\$43	\$48	\$57	\$67,986	\$77,962	\$89,251	\$100,707	\$119,259	1.14
29-1123	Physical therapists	550	13.14	\$40.40	\$84,031	3.32	\$27.81	\$33.56	\$39.88	\$46.48	\$52.65	\$57,848.00	\$69,801.00	\$82,941.00	\$96,674.00	\$109,503.00	1.92
29-1124	Radiation therapists	20	38.16	\$46.31	\$96,315	2.68	\$36.05	\$40.90	\$44.85	\$48.80	\$64.54	\$74,992	\$85,062	\$93,288	\$101,513	\$134,238	#
29-1126	Respiratory therapists	130	21.56	\$31.01	\$64,511	1.69	\$23.04	\$26.86	\$31.22	\$35.78	\$38.54	\$47,926	\$55,871	\$64,929	\$74,431	\$80,159	0.80
29-1127	Speech-language pathologists	270	12.24	\$44.49	\$92,538	1.59	\$31.30	\$35.31	\$42.43	\$52.31	\$63.49	\$65,100	\$73,442	\$88,245	\$108,805	\$132,066	1.48
29-1128	Exercise physiologists	20	7.43	\$21.41	\$44,536	2.76	\$16.79	\$19.50	\$21.63	\$23.74	\$25.81	\$34,929	\$40,566	\$44,985	\$49,375	\$53,684	#
29-1131	Veterinarians	190	23.07	\$41.59	\$86,516	9.13	\$27.27	\$31.29	\$39.45	\$49.58	\$61.38	\$56,730	\$65,090	\$82,059	\$103,126	\$127,665	2.15
29-1141	Registered nurses	3,310	18.00	\$36.68	\$76,296	1.49	\$26.53	\$30.63	\$36.69	\$43.50	\$48.07	\$55,184	\$63,715	\$76,319	\$90,471	\$99,995	0.89
29-1171	Nurse practitioners	#	#	\$55.84	\$116,147	4.08	\$43.37	\$50.17	\$54.96	\$59.45	\$62.37	\$90,214	\$104,353	\$114,321	\$123,658	\$129,728	#
29-1181	Audiologists	#	#	\$43.40	\$90,268	4.37	\$35.49	\$40.14	\$43.70	\$47.21	\$49.52	\$73,810	\$83,489	\$90,906	\$98,204	\$102,992	#
29-1199	Health diagnosing and treating practitioners, all other	40	20.35	\$20.87	\$43,419	6.66	\$15.22	\$16.20	\$17.86	\$22.07	\$33.08	\$31,657	\$33,699	\$37,148	\$45,904	\$68,799	0.92
29-2010	Clinical laboratory technologists and technicians	140	17.62	\$30.38	\$63,184	3.66	\$19.11	\$23.73	\$31.44	\$36.85	\$41.96	\$39,747	\$49,358	\$65,403	\$76,639	\$87,280	0.35
29-2021	Dental hygienists	300	33.53	\$41.50	\$86,330	5.31	\$32.16	\$40.02	\$43.73	\$47.34	\$49.52	\$66,885	\$83,250	\$90,953	\$98,465	\$102,994	1.09
29-2031	Cardiovascular technologists and technicians	50	18.11	\$34.00	\$70,722	4.21	\$17.31	\$24.47	\$36.01	\$43.82	\$47.86	\$35,998	\$50,894	\$74,904	\$91,153	\$99,541	0.69
29-2032	Diagnostic medical sonographers	90	22.59	\$41.90	\$87,146	2.04	\$33.99	\$38.84	\$42.90	\$46.62	\$48.85	\$70,697	\$80,791	\$89,225	\$96,963	\$101,605	0.98
29-2033	Nuclear medicine technologists	20	15.41	\$43.07	\$89,576	2.31	\$35.67	\$40.80	\$44.32	\$47.85	\$50.21	\$74,190	\$84,858	\$92,193	\$99,527	\$104,428	#
29-2034	Radiologic technologists and technicians	260	16.40	\$32.19	\$66,961	2.04	\$21.77	\$25.85	\$32.52	\$38.06	\$43.98	\$45,275	\$53,769	\$67,633	\$79,158	\$91,479	1.00
29-2035	Magnetic resonance imaging technologists	60	15.36	\$39.24	\$81,620	2.16	\$32.94	\$35.09	\$38.66	\$43.54	\$47.71	\$68,513	\$72,990	\$80,409	\$90,562	\$99,234	1.19
29-2041	Emergency medical technicians and paramedics	70	27.66	\$17.32	\$36,033	3.78	\$12.77	\$14.00	\$16.27	\$18.73	\$25.53	\$26,560	\$29,128	\$33,836	\$38,955	\$53,109	0.22
29-2052	Pharmacy technicians	330	20.29	\$17.69	\$36,801	2.43	\$13.13	\$15.28	\$17.33	\$19.85	\$23.43	\$27,309	\$31,786	\$36,041	\$41,284	\$48,731	0.63
29-2055	Surgical technologists	140	21.47	\$27.51	\$57,225	2.91	\$20.83	\$24.64	\$27.50	\$30.23	\$35.51	\$43,323	\$51,244	\$57,199	\$62,888	\$73,856	1.02
29-2056	Veterinary technologists and technicians	270	9.78	\$16.51	\$34,336	4.98	\$12.52	\$15.15	\$16.73	\$18.33	\$19.79	\$26,046	\$31,517	\$34,798	\$38,125	\$41,157	1.98
29-2057	Ophthalmic medical technicians	210	30.95	\$21.81	\$45,368	7.24	\$15.99	\$18.35	\$21.70	\$25.39	\$29.32	\$33,260	\$38,178	\$45,137	\$52,815	\$60,978	3.10
29-2061	Licensed practical and licensed vocational nurses	280	15.79	\$25.69	\$53,429	2.06	\$20.54	\$22.90	\$26.28	\$28.92	\$30.52	\$42,718	\$47,639	\$54,663	\$60,144	\$63,489	0.31
29-2071	Medical records and health information technicians	130	18.36	\$21.36	\$44,436	2.58	\$16.02	\$17.74	\$20.46	\$23.71	\$29.37	\$33,326	\$36,904	\$42,551	\$49,307	\$61,097	0.50
29-2081	Opticians, dispensing	180	22.80	\$18.95	\$39,410	5.41	\$11.37	\$13.82	\$17.74	\$22.09	\$26.84	\$23,655	\$28,743	\$36,905	\$45,951	\$55,829	1.99
29-2099	Health technologists and technicians, all other	200	34.26	\$22.16	\$46,086	3.29	\$15.55	\$17.34	\$21.67	\$27.52	\$30.22	\$32,340	\$36,057	\$45,076	\$57,251	\$62,853	1.26
29-9011	Occupational health and safety specialists	100	5.28	\$40.07	\$83,350	2.80	\$26.03	\$31.95	\$37.78	\$47.29	\$59.45	\$54,146	\$66,457	\$78,590	\$98,360	\$123,647	0.94
29-9012	Occupational health and safety technicians	20	21.45	\$35.09	\$72,980	3.68	\$26.59	\$29.03	\$34.69	\$40.98	\$45.19	\$55,301	\$60,377	\$72,155	\$85,230	\$93,999	#
29-9091	Athletic trainers	10	9.53	#	\$60,936	3.70	#	#	#	#	#	\$44,908	\$51,086	\$61,395	\$71,313	\$78,445	#
31-0000	Healthcare support	3,780	10.45	\$18.01	\$37,458	2.95	\$12.62	\$14.25	\$16.91	\$20.27	\$25.28	\$26,260	\$29,643	\$35,180	\$42,161	\$52,574	0.73
31-1011	Home health aides	460	23.51	\$14.56	\$30,279	4.92	\$10.60	\$11.72	\$13.97	\$17.11	\$18.93	\$22,038	\$24,377	\$29,058	\$35,584	\$39,376	0.46
31-1014	Nursing assistants	1,000	27.42	\$15.80	\$32,868	2.54	\$12.89	\$13.80	\$15.26	\$17.60	\$19.71	\$26,816	\$28,714	\$31,744	\$36,608	\$40,996	0.55
31-1015	Orderlies	30	47.36	\$13.54	\$28,167	4.22	\$10.62	\$11.24	\$13.00	\$15.84	\$18.02	\$22,094	\$23,381	\$27,032	\$32,954	\$37,484	0.53
31-2011	Occupational therapy assistants	40	33.61	\$27.52	\$57,243	3.73	\$22.30	\$26.05	\$28.11	\$30.16	\$31.64	\$46,385	\$54,188	\$68,461	\$82,735	\$85,809	0.72
31-2021	Physical therapist assistants	80	22.08	\$24.81	\$51,598	8.11	\$13.10	\$18.10	\$26.81	\$29.89	\$33.54	\$27,258	\$37,641	\$55,765	\$62,174	\$69,757	0.69
31-2022	Physical therapist aides	50	31.86	\$18.45	\$38,372	8.29	\$11.17	\$14.99	\$17.95	\$22.49	\$26.44	\$23,233	\$31,173	\$37,342	\$46,776	\$55,005	0.83
31-9011	Massage therapists	420	26.84	\$24.34	\$50,626	12.82	\$15.57	\$17.64	\$23.51	\$29.99	\$36.45	\$32,389	\$36,683	\$48,911	\$62,383	\$75,826	3.14
31-9091	Dental assistants	580	16.47	\$18.99	\$39,508	6.60	\$13.40	\$16.18	\$18.97	\$21.89	\$24.18	\$27,862	\$33,663	\$39,451	\$45,535	\$50,295	1.36
31-9092	Medical assistants	650	13.41	\$18.55	\$38,583	3.49	\$13.88	\$15.67	\$17.80	\$20.74	\$24.13	\$28,879	\$32,604	\$37,032	\$43,144	\$50,190	0.77

Data unavailable

Occupational Code	Occupational Title	Employment Estimate	Employment Percentage Relative Standard Error	Average Hourly Wage	Average Annual Wage	Wage Percentage Relative Standard Error	10th Percentile (Hourly)	25th Percentile (Hourly)	50th Percentile (Hourly)	75th Percentile (Hourly)	90th Percentile (Hourly)	10th Percentile (Annual)	25th Percentile (Annual)	50th Percentile (Annual)	75th Percentile (Annual)	90th Percentile (Annual)	Location Quotients
31-9093	Medical equipment preparers	70	31.29	\$19.30	\$40,145	3.01	\$13.85	\$15.88	\$17.97	\$21.55	\$25.80	\$28,807	\$33,021	\$37,387	\$44,824	\$53,666	1.01
31-9094	Medical transcriptionists	40	35.91	\$16.50	\$34,325	2.69	\$11.35	\$12.82	\$14.99	\$20.05	\$24.19	\$23,618	\$26,660	\$31,173	\$41,709	\$50,314	0.66
31-9096	Veterinary assistants and laboratory animal caretakers	#	#	\$13.24	\$27,544	2.68	\$11.78	\$12.44	\$13.39	\$14.32	\$14.97	\$24,495	\$25,875	\$27,861	\$29,784	\$31,132	#
31-9097	Phlebotomists	90	25.99	\$16.69	\$34,725	2.41	\$12.87	\$13.91	\$15.83	\$18.54	\$21.53	\$26,767	\$28,941	\$32,921	\$38,554	\$44,792	0.55
31-9099	Healthcare support workers, all other	150	2.76	\$17.35	\$36,085	4.39	\$12.89	\$14.42	\$17.17	\$20.18	\$22.73	\$26,803	\$29,987	\$35,717	\$41,981	\$47,280	1.38
33-0000	Protective service	2,350	4.48	\$26.67	\$55,473	5.03	\$10.89	\$13.25	\$24.85	\$38.33	\$47.51	\$22,652	\$27,566	\$51,678	\$79,719	\$98,817	0.54
33-1012	First-line supervisors of police and detectives	60	0.00	\$52.98	\$110,206	2.30	\$41.27	\$49.30	\$54.61	\$59.68	\$64.96	\$85,838	\$102,554	\$113,578	\$124,133	\$135,112	0.39
33-1021	First-line supervisors of fire fighting and prevention workers	70	14.78	\$46.64	\$97,005	2.54	\$33.23	\$40.39	\$47.38	\$55.52	\$60.57	\$69,115	\$84,020	\$98,559	\$115,475	\$125,983	0.86
33-1099	First-line supervisors of protective service workers, all other	50	25.00	\$22.24	\$46,254	8.62	\$13.08	\$14.91	\$18.23	\$25.25	\$38.76	\$27,216	\$31,021	\$37,913	\$52,522	\$80,621	0.53
33-2011	Firefighters	360	7.79	\$32.37	\$67,326	3.49	\$17.40	\$24.80	\$32.37	\$42.37	\$47.38	\$36,190	\$51,583	\$67,325	\$88,131	\$98,542	0.90
33-3021	Detectives and criminal investigators	50	0.00	\$40.32	\$83,866	2.83	\$26.05	\$29.31	\$42.87	\$47.39	\$52.16	\$54,175	\$60,974	\$89,167	\$98,581	\$108,487	0.41
33-3051	Police and sheriff's patrol officers	460	0.23	\$39.03	\$81,179	2.17	\$28.55	\$32.77	\$39.40	\$45.52	\$49.43	\$59,386	\$68,168	\$81,961	\$94,692	\$102,810	0.55
33-9011	Animal control workers	20	26.05	\$22.62	\$47,060	4.76	\$17.23	\$19.94	\$22.79	\$25.81	\$28.58	\$35,828	\$41,469	\$47,405	\$53,686	\$59,448	#
33-9021	Private detectives and investigators	#	#	\$25.90	\$53,880	25.67	\$11.43	\$13.61	\$31.94	\$36.22	\$38.78	\$23,771	\$28,319	\$66,434	\$75,329	\$80,666	#
33-9032	Security guards	330	24.51	\$15.69	\$32,627	7.22	\$10.20	\$10.21	\$13.82	\$16.89	\$24.18	\$21,224	\$21,236	\$28,749	\$35,133	\$50,293	0.23
33-9091	Crossing guards	110	34.30	\$18.31	\$38,089	22.79	\$11.77	\$12.79	\$14.44	\$26.93	\$30.20	\$24,474	\$26,604	\$30,037	\$56,017	\$62,812	1.11
33-9092	Lifeguards, ski patrol, and other recreational protective service workers	410	7.75	\$12.07	\$25,108	3.14	\$10.43	\$10.79	\$11.39	\$12.32	\$14.64	\$21,703	\$22,450	\$23,694	\$25,622	\$30,460	2.28
33-9099	Protective service workers, all other	250	0.59	\$19.39	\$40,325	3.17	\$11.64	\$14.57	\$18.25	\$22.63	\$29.39	\$24,219	\$30,304	\$37,961	\$47,079	\$61,123	1.40
35-0000	Food preparation and serving-related	17,850	4.08	\$14.30	\$29,745	2.76	\$10.20	\$10.43	\$12.20	\$15.68	\$21.59	\$21,226	\$21,694	\$25,382	\$32,624	\$44,901	1.06
35-1011	Chefs and head cooks	230	35.95	\$24.46	\$50,879	4.58	\$16.15	\$20.26	\$24.74	\$28.19	\$31.52	\$33,597	\$42,151	\$51,456	\$58,628	\$65,554	1.42
35-1012	First-line supervisors of food preparation and serving workers	1,340	15.29	\$21.60	\$44,923	2.36	\$13.68	\$16.79	\$21.08	\$26.67	\$30.00	\$28,449	\$34,919	\$43,853	\$55,484	\$62,403	1.10
35-2011	Cooks, fast food	#	#	\$11.79	\$24,522	3.24	\$10.30	\$10.74	\$11.49	\$12.53	\$14.15	\$21,420	\$22,348	\$23,894	\$26,066	\$29,441	#
35-2012	Cooks, institution and cafeteria	720	5.30	\$16.02	\$33,330	2.53	\$11.73	\$13.22	\$15.27	\$18.25	\$21.96	\$24,400	\$27,493	\$31,761	\$37,955	\$45,681	1.43
35-2014	Cooks, restaurant	2,560	6.91	\$14.89	\$30,975	1.70	\$11.82	\$13.09	\$14.69	\$16.83	\$18.58	\$24,581	\$27,217	\$30,563	\$35,010	\$38,644	1.52
35-2015	Cooks, short order	#	#	\$14.70	\$30,582	6.26	\$12.29	\$13.06	\$14.38	\$16.49	\$18.59	\$25,561	\$27,166	\$29,918	\$34,298	\$38,677	#
35-2021	Food preparation workers	810	20.95	\$13.73	\$28,568	2.47	\$10.73	\$11.66	\$13.23	\$15.03	\$18.06	\$22,324	\$24,261	\$27,517	\$31,267	\$37,560	0.79
35-3011	Bartenders	820	17.16	\$17.55	\$36,511	11.80	\$10.20	\$10.21	\$10.98	\$17.98	\$38.12	\$21,221	\$21,228	\$22,832	\$37,400	\$79,297	1.03
35-3021	Combined food preparation and serving workers, including fast food	4,560	17.29	\$12.17	\$25,321	1.69	\$10.21	\$10.66	\$11.51	\$12.81	\$15.05	\$21,233	\$22,167	\$23,951	\$26,636	\$31,308	0.98
35-3022	Counter attendants, cafeteria, food concession, and coffee shop	350	42.85	\$12.41	\$25,822	3.99	\$10.47	\$11.03	\$11.95	\$13.43	\$14.69	\$21,784	\$22,936	\$24,855	\$27,936	\$30,554	0.59
35-3031	Waiters and waitresses	3,550	14.13	\$13.93	\$28,973	7.96	\$10.20	\$10.20	\$10.21	\$15.61	\$24.06	\$21,219	\$21,225	\$21,233	\$32,460	\$50,054	1.09
35-3041	Food servers, nonrestaurant	410	19.89	\$11.60	\$24,135	2.43	\$10.20	\$10.34	\$11.32	\$12.39	\$13.92	\$21,226	\$21,502	\$23,555	\$25,779	\$28,946	1.23
35-9011	Dining room and cafeteria attendants and bartender helpers	610	28.75	\$13.03	\$27,103	9.02	\$10.20	\$10.20	\$10.21	\$14.32	\$20.72	\$21,220	\$21,225	\$21,235	\$29,794	\$43,101	1.06
35-9021	Dishwashers	610	27.32	\$11.68	\$24,287	2.30	\$10.21	\$10.55	\$11.39	\$12.43	\$14.04	\$21,230	\$21,943	\$23,695	\$25,849	\$29,194	0.96
35-9031	Hosts and hostesses, restaurant, lounge, and coffee shop	770	22.02	\$13.15	\$27,352	5.67	\$10.20	\$10.21	\$11.76	\$14.31	\$20.09	\$21,224	\$21,236	\$24,462	\$29,756	\$41,785	1.47
35-9099	Food preparation and serving related workers, all other	50	25.93	\$12.95	\$26,939	5.61	\$10.21	\$10.50	\$11.49	\$14.82	\$18.63	\$21,228	\$21,837	\$23,894	\$30,821	\$38,752	0.65
37-0000	Building and grounds cleaning and maintenance	4,530	9.04	\$16.20	\$33,698	2.42	\$10.99	\$12.37	\$14.66	\$18.69	\$23.93	\$22,863	\$25,720	\$30,485	\$38,876	\$49,769	0.81
37-1011	First-line supervisors of housekeeping and janitorial workers	90	23.83	\$23.06	\$47,974	3.99	\$16.09	\$18.79	\$22.35	\$27.06	\$31.37	\$33,460	\$39,093	\$46,496	\$56,295	\$65,251	0.48
37-1012	First-line supervisors of landscaping, lawn service, and grounds	180	21.19	\$28.82	\$59,949	6.94	\$21.28	\$23.36	\$27.62	\$33.67	\$38.98	\$44,260	\$48,587	\$57,448	\$70,028	\$81,085	1.42
37-2011	Janitors and cleaners, except maids and housekeeping cleaners	2,140	17.51	\$14.39	\$29,935	3.11	\$10.79	\$11.83	\$13.64	\$15.89	\$19.64	\$22,440	\$24,596	\$28,376	\$33,049	\$40,845	0.79
37-2012	Maids and housekeeping cleaners	610	16.87	\$12.54	\$26,091	2.42	\$10.42	\$11.01	\$12.02	\$13.71	\$15.38	\$21,681	\$22,910	\$25,011	\$28,507	\$31,988	0.52
37-3011	Landscaping and groundskeeping workers	1,290	12.71	\$17.65	\$36,714	3.56	\$12.85	\$14.21	\$16.85	\$20.08	\$24.61	\$26,736	\$29,551	\$35,052	\$41,764	\$51,197	1.12
39-0000	Personal care and service	5,950	5.27	\$17.39	\$36,169	3.15	\$10.45	\$11.74	\$14.69	\$19.51	\$29.23	\$21,735	\$24,427	\$30,559	\$40,570	\$60,796	0.87
39-1021	First-line supervisors of personal service workers	300	16.30	\$21.41	\$44,531	2.86	\$15.18	\$16.83	\$19.08	\$23.76	\$33.15	\$31,578	\$34,999	\$39,677	\$49,430	\$68,955	1.04
39-2021	Nonfarm animal caretakers	380	28.79	\$13.96	\$29,027	7.70	\$10.20	\$10.42	\$11.85	\$14.70	\$22.10	\$21,226	\$21,674	\$24,650	\$30,571	\$45,969	1.51

Data unavailable

Occupational Code	Occupational Title	Employment Estimate	Employment Percentage Relative Standard Error	Average Hourly Wage	Average Annual Wage	Wage Percentage Relative Standard Error	10th Percentile (Hourly)	25th Percentile (Hourly)	50th Percentile (Hourly)	75th Percentile (Hourly)	90th Percentile (Hourly)	10th Percentile (Annual)	25th Percentile (Annual)	50th Percentile (Annual)	75th Percentile (Annual)	90th Percentile (Annual)	Location Quotients
39-3091	Amusement and recreation attendants	430	20.59	\$13.07	\$27,196	1.83	\$10.21	\$10.66	\$11.56	\$14.27	\$17.82	\$21,233	\$22,183	\$24,052	\$29,679	\$37,072	1.08
39-5012	Hairdressers, hairstylists, and cosmetologists	580	18.63	\$21.84	\$45,423	16.16	\$10.21	\$10.86	\$17.33	\$33.72	\$38.26	\$21,228	\$22,599	\$36,043	\$70,147	\$79,577	1.21
39-5092	Manicurists and pedicurists	#	#	\$20.31	\$42,242	10.74	\$12.78	\$15.16	\$19.21	\$26.31	\$28.92	\$26,590	\$31,525	\$39,966	\$54,735	\$60,162	#
39-5094	Skincare specialists	240	41.32	\$23.94	\$49,803	8.64	\$10.21	\$17.09	\$26.03	\$29.73	\$32.19	\$21,237	\$35,549	\$54,140	\$61,828	\$66,958	3.72
39-7010	Tour and travel guides	70	23.86	\$13.69	\$28,483	6.50	\$10.21	\$10.84	\$12.11	\$15.81	\$19.89	\$21,233	\$22,558	\$25,186	\$32,883	\$41,378	1.16
39-9011	Childcare workers	700	16.22	\$14.57	\$30,312	3.95	\$10.60	\$11.58	\$13.62	\$16.65	\$19.36	\$22,046	\$24,096	\$28,335	\$34,638	\$40,278	0.99
39-9021	Personal care aides	1,600	12.74	\$13.95	\$29,006	2.57	\$10.61	\$11.94	\$13.57	\$15.07	\$17.71	\$22,064	\$24,832	\$28,233	\$31,351	\$36,835	0.57
39-9031	Fitness trainers and aerobics instructors	880	10.06	\$25.65	\$53,345	4.89	\$14.85	\$18.57	\$24.48	\$29.89	\$40.62	\$30,894	\$38,631	\$50,926	\$62,169	\$84,484	2.27
39-9032	Recreation workers	300	11.99	\$13.15	\$27,356	2.08	\$10.37	\$11.05	\$12.22	\$14.48	\$17.56	\$21,576	\$22,978	\$25,411	\$30,120	\$36,527	0.66
39-9041	Residential advisors	#	#	\$19.95	\$41,492	4.68	\$10.21	\$19.22	\$21.63	\$23.51	\$25.05	\$21,230	\$39,968	\$44,996	\$48,910	\$52,104	#
41-0000	Sales and related	17,930	3.95	\$25.77	\$53,599	3.58	\$10.48	\$11.78	\$17.57	\$30.27	\$51.99	\$21,795	\$24,496	\$36,544	\$62,963	\$108,144	0.98
41-1011	First-line supervisors of retail sales workers	1,070	8.84	\$25.24	\$52,498	3.85	\$14.74	\$17.93	\$22.77	\$29.07	\$36.52	\$30,668	\$37,298	\$47,364	\$60,462	\$75,954	0.72
41-1012	First-line supervisors of non-retail sales workers	350	12.30	\$40.34	\$83,908	4.23	\$20.80	\$25.90	\$35.96	\$50.24	\$66.47	\$43,256	\$53,879	\$74,789	\$104,490	\$138,257	1.12
41-2011	Cashiers	3,160	15.49	\$12.21	\$25,395	1.88	\$10.21	\$10.51	\$11.36	\$12.56	\$15.45	\$21,229	\$21,851	\$23,619	\$26,126	\$32,128	0.69
41-2021	Counter and rental clerks	960	12.00	\$17.30	\$35,993	5.48	\$10.21	\$11.83	\$14.75	\$20.60	\$29.09	\$21,236	\$24,601	\$30,677	\$42,856	\$60,498	1.78
41-2022	Parts salespersons	160	19.62	\$19.07	\$39,665	4.44	\$12.13	\$15.76	\$18.15	\$21.90	\$25.41	\$25,231	\$32,772	\$37,745	\$45,546	\$52,845	0.51
41-2031	Retail salespersons	5,050	5.74	\$15.02	\$31,238	2.50	\$10.23	\$11.05	\$12.65	\$16.43	\$22.19	\$21,273	\$22,977	\$26,304	\$34,178	\$46,157	0.90
41-3011	Advertising sales agents	200	22.14	\$28.15	\$58,553	6.45	\$18.80	\$21.36	\$25.33	\$32.71	\$40.28	\$39,100	\$44,437	\$52,695	\$68,040	\$83,782	1.16
41-3021	Insurance sales agents	420	21.42	\$22.08	\$45,924	10.06	\$10.21	\$16.60	\$21.13	\$27.41	\$30.01	\$21,231	\$34,533	\$43,940	\$57,022	\$62,426	0.84
41-3031	Securities, commodities, and financial services sales agents	600	15.87	\$37.92	\$78,870	19.56	\$15.78	\$19.75	\$27.06	\$45.90	\$74.87	\$32,828	\$41,079	\$56,291	\$95,467	\$155,729	1.15
41-3041	Travel agents	110	7.13	\$21.72	\$45,170	19.24	\$10.21	\$11.81	\$17.20	\$24.28	\$30.86	\$21,230	\$24,570	\$35,777	\$50,511	\$64,180	1.28
41-3099	Sales representatives, services, all other	2,190	10.28	\$37.15	\$77,274	6.44	\$15.95	\$20.97	\$30.33	\$44.91	\$67.04	\$33,179	\$43,627	\$63,084	\$93,404	\$139,444	1.68
41-4011	Sales representatives, wholesale and manufacturing, technical and scientific products	440	16.30	\$51.64	\$107,402	4.51	\$27.30	\$36.89	\$48.06	\$64.16	\$81.13	\$56,791	\$76,727	\$99,962	\$133,463	\$168,747	1.12
41-4012	Sales representatives, wholesale and manufacturing, except technical and scientific products	1,990	9.28	\$44.39	\$92,327	6.86	\$16.50	\$23.96	\$34.95	\$51.13	\$83.79	\$34,323	\$49,826	\$72,692	\$106,351	\$174,275	1.17
41-9021	Real estate brokers	170	43.36	\$32.73	\$68,073	20.97	\$13.50	\$20.83	\$27.55	\$52.66	\$60.76	\$28,075	\$43,331	\$57,298	\$109,535	\$126,382	3.29
41-9022	Real estate sales agents	300	31.68	\$34.48	\$71,715	10.96	\$20.71	\$24.51	\$29.42	\$45.39	\$55.25	\$43,067	\$50,986	\$61,194	\$94,420	\$114,917	1.53
41-9031	Sales engineers	510	7.76	\$65.40	\$136,024	4.97	\$36.86	\$48.41	\$61.83	\$77.58	\$96.83	\$76,664	\$100,683	\$128,611	\$161,369	\$201,406	6.12
41-9041	Telemarketers	#	#	\$16.31	\$33,922	5.44	\$12.45	\$13.39	\$14.97	\$18.55	\$22.22	\$25,895	\$27,858	\$31,130	\$38,591	\$46,225	#
41-9099	Sales and related workers, all other	190	16.22	\$22.17	\$46,119	4.44	\$13.88	\$16.60	\$20.31	\$24.58	\$30.18	\$28,874	\$34,527	\$42,247	\$51,122	\$62,784	1.58
43-0000	Office and administrative support	22,610	2.50	\$20.23	\$42,081	1.47	\$11.53	\$14.36	\$18.60	\$24.16	\$30.27	\$23,988	\$29,874	\$38,694	\$50,244	\$62,962	0.82
43-1011	First-line supervisors of office and administrative support workers	1,230	6.59	\$30.33	\$63,081	1.88	\$18.70	\$23.31	\$28.88	\$35.95	\$45.46	\$38,890	\$48,483	\$60,066	\$74,786	\$94,551	0.66
43-3011	Bill and account collectors	120	19.00	\$23.47	\$48,816	7.14	\$16.02	\$17.55	\$20.39	\$24.77	\$41.24	\$33,331	\$36,497	\$42,411	\$51,519	\$85,781	0.37
43-3021	Billing and posting clerks and machine operators	370	13.58	\$19.18	\$39,901	3.30	\$13.20	\$15.22	\$18.53	\$22.38	\$26.47	\$27,460	\$31,656	\$38,548	\$46,546	\$55,068	0.62
43-3031	Bookkeeping, accounting, and auditing clerks	1,790	8.03	\$21.87	\$45,495	3.12	\$12.62	\$15.83	\$20.85	\$26.03	\$31.29	\$26,241	\$32,920	\$43,375	\$54,133	\$65,090	0.93
43-3051	Payroll and timekeeping clerks	90	14.12	\$25.92	\$53,906	2.40	\$18.86	\$21.93	\$26.58	\$30.12	\$33.59	\$39,232	\$45,605	\$55,281	\$62,648	\$69,870	0.49
43-3061	Procurement clerks	60	20.34	\$23.81	\$49,532	2.55	\$16.47	\$20.29	\$23.23	\$27.82	\$31.85	\$34,259	\$42,193	\$48,310	\$57,865	\$66,248	0.69
43-3071	Tellers	470	21.54	\$13.78	\$28,666	4.00	\$10.57	\$11.87	\$13.44	\$14.93	\$17.83	\$21,975	\$24,694	\$27,949	\$31,061	\$37,088	0.80
43-3099	Financial clerks, all other	80	10.46	\$22.59	\$46,979	6.22	\$16.38	\$17.69	\$19.90	\$23.54	\$40.18	\$34,064	\$38,803	\$41,397	\$48,960	\$83,570	1.98
43-4011	Brokerage clerks	30	34.28	\$27.26	\$56,707	5.06	\$15.18	\$21.46	\$24.91	\$32.48	\$38.15	\$31,569	\$44,634	\$51,807	\$67,551	\$79,358	#
43-4031	Court, municipal, and license clerks	320	3.08	\$21.53	\$44,783	1.93	\$15.88	\$18.89	\$21.17	\$24.28	\$28.00	\$33,023	\$39,295	\$44,029	\$50,496	\$58,244	1.78
43-4051	Customer service representatives	2,380	7.72	\$18.47	\$38,418	2.37	\$11.06	\$13.20	\$17.05	\$22.37	\$28.25	\$23,004	\$27,451	\$35,466	\$46,540	\$58,760	0.66
43-4061	Eligibility interviewers, government programs	90	0.38	\$21.87	\$45,488	3.60	\$19.04	\$20.10	\$21.73	\$23.43	\$26.13	\$39,604	\$41,817	\$45,199	\$48,733	\$54,358	0.54
43-4071	File clerks	200	28.76	\$15.33	\$31,890	4.79	\$10.47	\$11.60	\$14.99	\$18.37	\$21.95	\$21,767	\$24,127	\$31,183	\$38,203	\$45,653	1.41
43-4081	Hotel, motel, and resort desk clerks	300	26.12	\$13.47	\$28,024	2.48	\$10.37	\$11.24	\$12.91	\$15.06	\$17.94	\$21,578	\$23,385	\$26,852	\$31,323	\$37,318	0.91
43-4111	Interviewers, except eligibility and loan	380	16.45	\$17.79	\$37,007	3.04	\$11.42	\$15.65	\$17.74	\$20.05	\$23.74	\$23,763	\$32,549	\$38,899	\$41,704	\$49,385	1.57
43-4121	Library assistants, clerical	110	2.16	\$15.54	\$32,331	10.78	\$10.60	\$11.19	\$13.57	\$20.68	\$23.85	\$22,053	\$23,276	\$28,216	\$43,022	\$49,617	1.00
43-4131	Loan interviewers and clerks	100	15.04	\$23.18	\$48,214	5.17	\$15.27	\$18.45	\$23.10	\$28.10	\$31.47	\$31,769	\$38,373	\$48,048	\$58,444	\$65,464	0.36
43-4151	Order clerks	270	9.48	\$19.58	\$40,735	3.23	\$13.23	\$16.38	\$19.20	\$23.07	\$26.64	\$27,511	\$34,070	\$39,937	\$47,995	\$55,406	1.36
43-4161	Human resources assistants, except payroll and timekeeping	120	5.98	\$22.19	\$46,154	2.25	\$15.61	\$18.45	\$21.69	\$25.31	\$30.67	\$32,475	\$38,377	\$45,120	\$52,640	\$63,798	0.78

Data unavailable

Occupational Code	Occupational Title	Employment Estimate	Employment Percentage Relative Standard Error	Average Hourly Wage	Average Annual Wage	Wage Percentage Relative Standard Error	10th Percentile (Hourly)	25th Percentile (Hourly)	50th Percentile (Hourly)	75th Percentile (Hourly)	90th Percentile (Hourly)	10th Percentile (Annual)	25th Percentile (Annual)	50th Percentile (Annual)	75th Percentile (Annual)	90th Percentile (Annual)	Location Quotients
43-4171	Receptionists and information clerks	1,490	12.05	\$15.46	\$32,153	2.15	\$10.81	\$12.17	\$15.48	\$18.02	\$20.36	\$22,491	\$25,309	\$32,192	\$37,483	\$42,357	1.14
43-4199	Information and record clerks, all other	710	5.77	\$20.65	\$42,959	2.15	\$13.31	\$16.33	\$19.20	\$24.45	\$29.38	\$27,685	\$33,976	\$39,941	\$50,859	\$61,105	3.63
43-5021	Couriers and messengers	80	32.77	\$12.08	\$25,121	4.64	\$10.20	\$10.21	\$11.43	\$13.24	\$14.60	\$21,223	\$21,233	\$23,774	\$27,546	\$30,362	0.87
43-5031	Police, fire, and ambulance dispatchers	90	0.00	\$25.65	\$53,352	1.88	\$20.91	\$22.73	\$25.25	\$28.46	\$30.90	\$43,494	\$47,279	\$52,512	\$59,202	\$64,269	0.77
43-5032	Dispatchers, except police, fire, and ambulance	150	9.49	\$20.33	\$42,280	4.14	\$12.67	\$15.63	\$18.84	\$25.10	\$29.69	\$26,355	\$32,503	\$39,189	\$52,212	\$61,765	0.58
43-5041	Meter readers, utilities	10	14.79	\$26.42	\$54,952	3.68	\$19.71	\$21.16	\$23.57	\$32.66	\$37.31	\$41,006	\$44,016	\$49,032	\$67,932	\$77,595	#
43-5051	Postal service clerks	70	0.00	\$25.30	\$52,623	#	\$19.87	\$21.03	\$28.89	\$28.90	\$29.48	\$41,340	\$43,739	\$60,094	\$60,107	\$61,325	0.71
43-5052	Postal service mail carriers	500	0.00	\$24.66	\$51,297	#	\$17.78	\$17.79	\$23.44	\$30.05	\$31.54	\$36,985	\$36,999	\$48,750	\$62,496	\$65,609	1.16
43-5053	Postal service mail sorters, processors, and processing machine operators	40	0.00	\$23.10	\$48,040	#	\$17.19	\$17.20	\$20.44	\$28.90	\$28.90	\$35,760	\$35,767	\$42,505	\$60,103	\$60,111	0.28
43-5061	Production, planning, and expediting clerks	240	5.58	\$28.18	\$58,622	3.24	\$17.31	\$21.40	\$26.88	\$33.25	\$40.80	\$36,002	\$44,506	\$55,904	\$69,167	\$84,859	0.55
43-5071	Shipping, receiving, and traffic clerks	770	7.46	\$18.18	\$37,811	2.68	\$11.84	\$13.74	\$16.93	\$22.15	\$27.64	\$24,619	\$28,582	\$35,225	\$46,071	\$57,490	0.94
43-5081	Stock clerks and order fillers	1,860	9.67	\$15.23	\$31,675	\$1.87	\$10.38	\$11.81	\$14.00	\$17.61	\$21.94	\$21,597	\$24,571	\$29,123	\$36,635	\$45,641	0.72
43-5111	Weighers, measurers, checkers, and samplers, recordkeeping	40	40.50	\$19.46	\$40,477	\$5.63	\$15.20	\$16.25	\$17.88	\$19.66	\$29.43	\$31,618	\$33,801	\$37,183	\$40,902	\$61,221	0.43
43-6011	Executive secretaries and executive administrative assistants	1,070	10.60	#	#	#	#	#	#	#	#	#	#	#	#	#	1.49
43-6012	Legal secretaries	120	45.86	\$29.17	\$60,675	6.23	\$20.53	\$22.40	\$25.98	\$35.63	\$43.56	\$42,700	\$46,588	\$54,031	\$74,108	\$90,601	0.52
43-6013	Medical secretaries	440	25.85	\$20.07	\$41,753	4.98	\$13.54	\$15.59	\$20.40	\$23.80	\$27.64	\$28,173	\$32,424	\$42,427	\$49,499	\$57,482	0.60
43-6014	Secretaries and administrative assistants, except legal, medical,	2,490	6.39	\$19.08	\$39,692	1.69	\$11.13	\$14.86	\$18.63	\$23.11	\$27.48	\$23,152	\$30,903	\$38,759	\$48,069	\$57,153	0.91
43-9021	Data entry keyers	260	8.22	\$18.57	\$38,633	3.11	\$13.78	\$16.49	\$18.36	\$20.73	\$24.17	\$28,665	\$34,297	\$38,188	\$43,118	\$50,283	1.17
43-9051	Mail clerks and mail machine operators, except postal service	100	31.40	\$13.82	\$28,741	8.45	\$10.20	\$10.21	\$13.06	\$15.95	\$19.72	\$21,222	\$21,231	\$27,164	\$33,169	\$41,027	0.91
43-9061	Office clerks, general	2,890	7.87	\$20.00	\$41,609	2.02	\$12.03	\$14.68	\$18.95	\$23.74	\$30.21	\$25,027	\$30,531	\$39,414	\$49,383	\$62,847	0.77
43-9071	Office machine operators, except computer	30	8.20	\$19.49	\$40,547	2.60	\$15.50	\$16.76	\$18.58	\$21.45	\$25.21	\$32,250	\$34,867	\$38,637	\$44,609	\$52,429	#
43-9199	Office and administrative support workers, all other	100	12.54	\$15.94	\$33,155	3.23	\$10.47	\$11.77	\$14.96	\$18.26	\$22.69	\$21,787	\$24,490	\$31,109	\$37,982	\$47,189	0.42
45-0000	Farming, fishing, and forestry	450	18.08	\$15.72	\$32,698	5.42	\$10.20	\$10.36	\$14.09	\$18.70	\$25.53	\$21,225	\$21,552	\$29,302	\$38,897	\$53,096	0.75
45-1011	First-line supervisors of farming, fishing, and forestry workers	10	21.05	\$25.43	\$52,884	5.77	\$14.38	\$19.57	\$27.22	\$30.81	\$34.43	\$29,910	\$40,716	\$56,616	\$64,090	\$71,623	#
45-2092	Farmworkers and laborers, crop, nursery, and greenhouse	350	22.07	\$15.50	\$32,240	7.73	\$10.20	\$10.21	\$13.96	\$18.46	\$24.70	\$21,224	\$21,235	\$29,028	\$38,390	\$51,369	0.98
45-2093	Farmworkers, farm, ranch, and aquacultural animals	80	27.20	\$14.89	\$30,969	5.33	\$10.21	\$11.02	\$13.52	\$17.30	\$22.93	\$21,232	\$22,920	\$28,130	\$35,994	\$47,699	1.73
47-0000	Construction and extraction	4,110	8.66	\$24.17	\$50,283	2.17	\$14.30	\$17.93	\$23.03	\$29.54	\$36.64	\$29,750	\$37,296	\$47,895	\$61,436	\$76,206	0.55
47-1011	First-line supervisors of construction trades and extraction work	570	14.86	\$35.31	\$73,448	2.92	\$25.07	\$28.99	\$34.52	\$41.77	\$48.09	\$52,138	\$60,291	\$71,799	\$86,889	\$100,019	0.75
47-2031	Carpenters	590	21.17	\$24.25	\$50,450	5.73	\$15.64	\$19.09	\$22.92	\$29.42	\$36.45	\$32,542	\$39,704	\$47,679	\$61,200	\$75,815	0.66
47-2051	Cement masons and concrete finishers	#	#	\$22.30	\$46,394	3.07	\$15.18	\$19.13	\$22.82	\$26.28	\$29.39	\$31,568	\$39,798	\$47,475	\$54,656	\$61,126	#
47-2061	Construction laborers	670	20.40	\$17.00	\$35,357	4.63	\$10.21	\$10.90	\$17.01	\$21.08	\$24.97	\$21,227	\$22,680	\$35,386	\$43,837	\$51,940	0.53
47-2071	Paving, surfacing, and tamping equipment operators	#	#	\$20.43	\$42,502	5.87	\$15.49	\$17.63	\$21.12	\$23.49	\$25.09	\$32,224	\$36,675	\$43,937	\$48,853	\$52,192	#
47-2073	Operating engineers and other construction equipment operators	200	28.17	\$23.22	\$48,298	2.60	\$16.72	\$19.04	\$22.88	\$27.37	\$30.38	\$34,777	\$39,608	\$47,597	\$56,922	\$63,191	0.42
47-2111	Electricians	440	33.26	\$26.70	\$55,532	6.41	\$16.89	\$21.87	\$27.48	\$30.84	\$36.13	\$35,141	\$45,494	\$57,152	\$64,157	\$75,154	0.53
47-2121	Glaziers	#	#	\$16.66	\$34,662	10.73	\$12.38	\$13.67	\$15.75	\$18.81	\$23.39	\$25,755	\$28,430	\$32,758	\$39,128	\$48,660	#
47-2141	Painters, construction and maintenance	200	14.76	\$18.87	\$39,258	4.24	\$15.71	\$16.76	\$18.52	\$21.23	\$23.35	\$32,677	\$34,862	\$38,527	\$44,168	\$48,569	0.71
47-2151	Pipelayers	10	36.63	\$20.32	\$42,276	7.81	\$15.98	\$16.87	\$18.37	\$22.28	\$30.17	\$33,230	\$35,097	\$38,209	\$46,349	\$62,749	#
47-2152	Plumbers, pipefitters, and steamfitters	390	35.37	\$26.15	\$54,400	3.10	\$17.43	\$20.93	\$25.15	\$30.97	\$37.34	\$36,255	\$43,537	\$52,316	\$64,411	\$77,661	0.70
47-2181	Roofers	120	13.59	\$20.05	\$41,694	2.27	\$13.90	\$16.54	\$19.94	\$23.47	\$27.04	\$28,918	\$34,402	\$41,465	\$48,817	\$56,234	0.72
47-2211	Sheet metal workers	#	#	\$19.96	\$41,513	2.85	\$14.13	\$16.56	\$19.12	\$22.87	\$27.14	\$29,382	\$34,437	\$39,772	\$47,576	\$56,445	#
47-3012	Helpers--carpenters	#	#	\$16.61	\$34,556	3.89	\$13.78	\$15.70	\$17.02	\$18.34	\$19.13	\$28,672	\$32,664	\$35,403	\$38,141	\$39,784	#
47-4011	Construction and building inspectors	80	7.72	\$30.30	\$63,025	2.09	\$21.08	\$25.97	\$29.75	\$35.09	\$39.79	\$43,840	\$54,018	\$61,886	\$72,986	\$82,765	0.58
47-4041	Hazardous materials removal workers	10	36.03	\$23.79	\$49,475	3.57	\$19.96	\$21.25	\$23.40	\$26.67	\$29.21	\$41,525	\$44,206	\$48,675	\$55,477	\$60,752	#
47-4051	Highway maintenance workers	110	0.00	\$23.62	\$49,135	1.96	\$18.28	\$19.93	\$22.58	\$26.41	\$33.25	\$38,015	\$41,461	\$46,972	\$54,932	\$69,151	0.61
49-0000	Installation, maintenance, and repair	4,910	6.18	\$23.93	\$49,784	1.65	\$13.38	\$17.17	\$23.37	\$29.35	\$36.12	\$27,832	\$35,718	\$48,601	\$61,043	\$75,132	0.69
49-1011	First-line supervisors of mechanics, installers, and repairers	430	18.40	\$32.96	\$68,550	2.50	\$21.70	\$26.42	\$30.47	\$38.73	\$47.25	\$45,140	\$54,957	\$63,373	\$80,564	\$98,270	0.72

Data unavailable

Occupational Code	Occupational Title	Employment Estimate	Employment Percentage Relative Standard Error	Average Hourly Wage	Average Annual Wage	Wage Percentage Relative Standard Error	10th Percentile (Hourly)	25th Percentile (Hourly)	50th Percentile (Hourly)	75th Percentile (Hourly)	90th Percentile (Hourly)	10th Percentile (Annual)	25th Percentile (Annual)	50th Percentile (Annual)	75th Percentile (Annual)	90th Percentile (Annual)	Location Quotients
49-2011	Computer, automated teller, and office machine repairers	80	14.13	\$25.30	\$52,622	8.83	\$12.01	\$16.17	\$27.12	\$33.43	\$37.46	\$24,973	\$33,638	\$56,412	\$69,536	\$77,921	0.63
49-2022	Telecommunications equipment installers and repairers, except line installers	#	#	\$25.51	\$53,064	10.44	\$17.95	\$20.69	\$24.02	\$29.89	\$36.71	\$37,333	\$43,034	\$49,967	\$62,170	\$76,350	#
49-2094	Electrical and electronics repairers, commercial and industrial equipment	170	23.57	\$28.53	\$59,339	2.15	\$21.32	\$24.78	\$28.39	\$32.38	\$36.97	\$44,349	\$51,545	\$59,044	\$67,343	\$76,891	2.21
49-2096	Electronic equipment installers and repairers, motor vehicles	#	#	\$20.28	\$42,175	2.84	\$12.84	\$15.28	\$18.89	\$24.09	\$30.61	\$26,698	\$31,776	\$39,286	\$50,114	\$63,664	#
49-2098	Security and fire alarm systems installers	#	#	\$21.64	\$45,014	7.11	\$16.19	\$18.10	\$21.26	\$24.18	\$28.84	\$33,678	\$37,642	\$44,215	\$50,295	\$59,979	#
49-3011	Aircraft mechanics and service technicians	30	39.00	\$30.34	\$63,116	6.76	\$13.54	\$15.34	\$27.37	\$34.75	\$69.29	\$28,166	\$31,914	\$56,928	\$72,289	\$144,119	#
49-3021	Automotive body and related repairers	140	9.84	\$18.69	\$38,872	6.49	\$10.21	\$15.11	\$19.98	\$22.58	\$24.25	\$21,234	\$31,439	\$41,554	\$46,965	\$50,432	0.76
49-3023	Automotive service technicians and mechanics	800	11.36	\$21.29	\$44,290	3.55	\$12.73	\$15.72	\$19.61	\$27.01	\$30.81	\$26,473	\$32,700	\$40,784	\$56,181	\$64,075	0.98
49-3031	Bus and truck mechanics and diesel engine specialists	100	17.94	\$26.01	\$54,108	2.33	\$20.25	\$22.72	\$25.92	\$28.95	\$32.17	\$42,111	\$47,255	\$53,913	\$60,214	\$66,916	0.31
49-3042	Mobile heavy equipment mechanics, except engines	50	22.58	\$23.91	\$49,737	6.35	\$12.22	\$15.50	\$25.83	\$30.60	\$35.92	\$25,422	\$32,241	\$53,733	\$63,649	\$74,709	0.29
49-3091	Bicycle repairers	20	49.37	\$15.04	\$31,284	2.25	\$12.29	\$13.11	\$14.46	\$16.75	\$18.89	\$25,562	\$27,269	\$30,069	\$34,845	\$39,289	#
49-3093	Tire repairers and changers	190	25.62	\$14.16	\$29,461	2.83	\$12.11	\$12.82	\$13.76	\$14.70	\$15.63	\$25,198	\$26,665	\$28,618	\$30,572	\$32,519	1.37
49-9021	Heating, air conditioning, and refrigeration mechanics and installers	410	13.99	\$26.00	\$54,086	3.06	\$17.64	\$21.59	\$26.17	\$29.56	\$35.03	\$36,692	\$44,899	\$54,424	\$61,487	\$72,855	1.02
49-9031	Home appliance repairers	#	#	\$32.69	\$67,994	7.27	\$24.09	\$31.83	\$34.24	\$36.64	\$38.08	\$50,100	\$66,216	\$71,209	\$76,202	\$79,198	#
49-9041	Industrial machinery mechanics	240	11.92	\$26.46	\$55,031	3.96	\$16.91	\$20.88	\$26.32	\$32.37	\$37.43	\$35,178	\$43,438	\$54,747	\$67,340	\$77,853	0.54
49-9043	Maintenance workers, machinery	30	35.34	\$22.89	\$47,619	4.86	\$16.77	\$18.95	\$22.97	\$26.91	\$29.42	\$34,891	\$39,413	\$47,777	\$55,972	\$61,192	#
49-9062	Medical equipment repairers	60	36.42	\$27.43	\$57,059	5.76	\$18.26	\$21.84	\$25.98	\$32.70	\$38.90	\$37,988	\$45,435	\$54,037	\$68,015	\$80,902	1.11
49-9071	Maintenance and repair workers, general	1,180	9.28	\$22.26	\$46,307	2.95	\$12.44	\$16.39	\$21.62	\$27.16	\$33.19	\$25,866	\$34,091	\$44,959	\$56,496	\$69,028	0.68
49-9094	Locksmiths and safe repairers	#	#	\$20.00	\$41,594	4.96	\$13.39	\$14.77	\$21.08	\$24.39	\$27.10	\$27,859	\$30,713	\$43,855	\$50,725	\$56,377	#
49-9098	Helpers--installation, maintenance, and repair workers	20	26.41	\$20.28	\$42,182	4.01	\$14.60	\$16.72	\$19.25	\$24.34	\$28.09	\$30,376	\$34,774	\$40,039	\$50,624	\$58,421	#
49-9099	Installation, maintenance, and repair workers, all other	220	28.57	\$19.30	\$40,135	9.05	\$11.02	\$12.79	\$16.80	\$25.97	\$31.41	\$22,925	\$26,611	\$34,947	\$54,017	\$65,336	1.10
51-0000	Production	9,230	2.95	\$19.47	\$40,505	1.59	\$11.71	\$13.54	\$17.09	\$23.23	\$30.56	\$24,364	\$28,162	\$35,550	\$48,321	\$63,575	0.80
51-1011	First-line supervisors of production and operating workers	680	5.84	\$32.37	\$67,324	2.30	\$19.47	\$22.71	\$29.64	\$38.93	\$49.46	\$40,498	\$47,246	\$61,645	\$80,970	\$102,876	0.86
51-2028	Electrical, electronic, and electromechanical assemblers, except coil winders, tapers, and finishers	1,620	7.80	\$17.66	\$36,741	2.55	\$12.01	\$13.49	\$16.42	\$20.38	\$25.66	\$24,982	\$28,068	\$34,158	\$42,383	\$53,382	4.67
51-2098	Assemblers and fabricators, all other, including team assemblers	1,110	8.12	\$17.56	\$36,522	4.28	\$11.40	\$13.04	\$15.80	\$20.71	\$27.36	\$23,710	\$27,133	\$32,857	\$43,085	\$56,907	0.65
51-3011	Bakers	390	15.87	\$14.80	\$30,793	2.94	\$11.00	\$12.23	\$14.06	\$17.05	\$20.19	\$22,870	\$25,441	\$29,239	\$35,473	\$42,004	1.70
51-3021	Butchers and meat cutters	160	22.56	\$15.60	\$32,454	5.83	\$10.23	\$11.43	\$14.09	\$19.84	\$23.48	\$21,279	\$23,768	\$29,304	\$41,274	\$48,839	0.93
51-3022	Meat, poultry, and fish cutters and trimmers	#	#	\$14.46	\$30,070	2.72	\$10.30	\$11.21	\$12.99	\$16.03	\$18.96	\$21,417	\$23,326	\$27,028	\$33,345	\$39,431	#
51-3092	Food batchmakers	440	13.32	\$14.92	\$31,036	2.72	\$11.65	\$12.76	\$14.30	\$16.72	\$19.04	\$24,224	\$26,548	\$29,734	\$34,776	\$39,614	2.21
51-4011	Computer-controlled machine tool operators, metal and plastic	100	5.29	\$20.72	\$43,096	3.42	\$14.75	\$16.41	\$18.99	\$23.05	\$30.33	\$30,683	\$34,135	\$39,510	\$47,934	\$63,088	0.53
51-4012	Computer numerically controlled machine tool programmers, metal a	30	3.94	\$23.43	\$48,730	3.31	\$18.45	\$20.33	\$23.07	\$26.92	\$29.46	\$38,366	\$42,288	\$47,988	\$55,985	\$61,283	#
51-4031	Cutting, punching, and press machine setters, operators, and tenders, metal and plastic	#	#	\$16.85	\$35,039	3.61	\$12.91	\$14.08	\$16.46	\$19.39	\$22.36	\$26,863	\$29,284	\$34,228	\$40,325	\$46,509	#
51-4032	Drilling and boring machine tool setters, operators, and tenders, metal and plastic	50	37.44	\$21.43	\$44,573	3.74	\$14.13	\$17.41	\$21.60	\$25.16	\$29.36	\$29,381	\$36,218	\$44,918	\$52,326	\$61,062	3.58
51-4033	Grinding, lapping, polishing, and buffing machine tool setters, operators, and tenders, metal and plastic	30	45.35	\$16.88	\$35,109	4.12	\$13.09	\$14.16	\$16.10	\$18.97	\$22.67	\$27,232	\$29,463	\$33,491	\$39,454	\$47,162	#
51-4041	Machinists	280	8.50	\$24.74	\$51,463	3.12	\$14.62	\$19.37	\$24.16	\$29.67	\$36.20	\$30,402	\$40,295	\$50,245	\$61,710	\$75,304	0.59
51-4072	Molding, coremaking, and casting machine setters, operators, and tenders, metal and plastic	120	30.58	\$18.01	\$37,456	7.31	\$12.36	\$13.33	\$15.60	\$22.41	\$25.44	\$25,700	\$27,731	\$32,454	\$46,603	\$52,924	0.60
51-4121	Welders, cutters, solderers, and brazers	190	8.70	\$23.97	\$49,859	4.18	\$16.02	\$19.27	\$25.34	\$28.59	\$30.58	\$33,325	\$40,081	\$52,699	\$59,461	\$63,612	0.40
51-4199	Metal workers and plastic workers, all other	#	#	\$14.03	\$29,187	3.17	\$10.65	\$11.83	\$13.66	\$15.42	\$18.53	\$22,146	\$24,599	\$28,410	\$32,077	\$38,537	#
51-5111	Prepress technicians and workers	30	23.84	\$21.73	\$45,189	5.34	\$13.34	\$16.82	\$21.70	\$26.60	\$30.40	\$27,738	\$34,985	\$45,138	\$55,324	\$63,232	#
51-5112	Printing press operators	240	20.01	\$17.75	\$36,910	3.73	\$11.70	\$13.48	\$16.33	\$21.77	\$26.83	\$24,326	\$28,049	\$33,974	\$45,292	\$55,816	1.09
51-5113	Print binding and finishing workers	#	#	\$19.01	\$39,543	5.58	\$12.20	\$14.98	\$19.93	\$22.93	\$24.98	\$25,383	\$31,150	\$41,454	\$47,687	\$51,952	#
51-6011	Laundry and dry-cleaning workers	100	32.75	\$12.52	\$26,046	2.22	\$10.65	\$11.30	\$12.50	\$13.84	\$14.65	\$22,145	\$23,507	\$26,001	\$28,794	\$30,470	0.38
51-6031	Sewing machine operators	180	28.03	\$14.30	\$29,743	7.48	\$10.67	\$11.37	\$13.15	\$15.24	\$20.30	\$22,204	\$23,654	\$27,342	\$31,705	\$42,234	1.02

Data unavailable

Occupational Code	Occupational Title	Employment Estimate	Employment Percentage Relative Standard Error	Average Hourly Wage	Average Annual Wage	Wage Percentage Relative Standard Error	10th Percentile (Hourly)	25th Percentile (Hourly)	50th Percentile (Hourly)	75th Percentile (Hourly)	90th Percentile (Hourly)	10th Percentile (Annual)	25th Percentile (Annual)	50th Percentile (Annual)	75th Percentile (Annual)	90th Percentile (Annual)	Location Quotients
51-6052	Tailors, dressmakers, and custom sewers	#	#	\$11.26	\$23,423	9.67	\$10.20	\$10.20	\$10.21	\$12.46	\$14.11	\$21,219	\$21,224	\$21,233	\$25,911	\$29,349	#
51-6062	Textile cutting machine setters, operators, and tenders	10	34.23	\$14.35	\$29,853	5.26	\$11.28	\$12.85	\$14.42	\$16.04	\$17.84	\$23,469	\$26,718	\$29,984	\$33,373	\$37,111	#
51-7011	Cabinetmakers and bench carpenters	110	28.44	\$20.80	\$43,273	5.25	\$15.57	\$17.19	\$19.82	\$24.15	\$28.41	\$32,388	\$35,759	\$41,215	\$50,225	\$59,084	0.85
51-7021	Furniture finishers	#	#	\$21.46	\$44,636	6.59	\$16.85	\$18.30	\$20.83	\$24.34	\$28.13	\$35,055	\$38,072	\$43,319	\$50,631	\$58,519	#
51-7042	Woodworking machine setters, operators, and tenders, except sawing	50	35.37	\$17.54	\$36,474	10.24	\$12.22	\$14.69	\$17.56	\$19.66	\$23.62	\$25,415	\$30,554	\$36,530	\$40,902	\$49,122	0.54
51-8013	Power plant operators	#	#	\$37.33	\$77,647	11.90	\$22.52	\$27.68	\$41.47	\$45.64	\$48.13	\$46,835	\$57,566	\$86,267	\$94,921	\$100,114	#
51-8021	Stationary engineers and boiler operators	40	18.92	\$30.59	\$63,619	4.68	\$23.20	\$27.08	\$30.33	\$34.44	\$38.81	\$48,251	\$56,332	\$63,078	\$71,635	\$80,716	0.90
51-8031	Water and wastewater treatment plant and system operators	110	16.09	\$29.81	\$62,000	1.59	\$20.45	\$24.45	\$29.03	\$35.27	\$39.60	\$42,541	\$50,856	\$60,380	\$73,359	\$82,372	0.73
51-9011	Chemical equipment operators and tenders	80	21.58	#	#	#	#	#	#	#	#	#	#	#	#	#	0.79
51-9012	Separating, filtering, clarifying, precipitating, and still machine setters, operators, and tenders	170	8.47	\$18.99	\$39,496	2.72	\$13.55	\$15.53	\$17.85	\$20.93	\$28.19	\$28,185	\$32,300	\$37,119	\$43,530	\$58,635	2.70
51-9023	Mixing and blending machine setters, operators, and tenders	80	21.22	\$18.91	\$39,330	4.03	\$13.82	\$15.69	\$18.70	\$21.76	\$24.18	\$28,742	\$32,641	\$38,891	\$45,252	\$50,291	0.49
51-9032	Cutting and slicing machine setters, operators, and tenders	30	0.00	\$15.28	\$31,773	2.99	\$12.39	\$13.07	\$14.20	\$16.65	\$20.16	\$25,770	\$27,185	\$29,533	\$34,640	\$41,942	0.40
51-9061	Inspectors, testers, sorters, samplers, and weighers	680	5.30	\$24.03	\$49,985	2.81	\$13.71	\$16.95	\$21.73	\$29.33	\$37.94	\$28,522	\$35,250	\$45,197	\$61,009	\$78,914	0.97
51-9071	Jewelers and precious stone and metal workers	60	32.11	\$16.06	\$33,411	14.30	\$10.20	\$10.21	\$13.21	\$19.89	\$28.37	\$21,221	\$21,230	\$27,468	\$41,376	\$59,009	1.86
51-9083	Ophthalmic laboratory technicians	#	#	\$25.85	\$53,776	6.82	\$16.70	\$19.32	\$22.70	\$29.55	\$44.54	\$34,731	\$40,184	\$47,222	\$61,464	\$92,653	#
51-9111	Packaging and filling machine operators and tenders	450	20.81	\$15.39	\$32,003	2.41	\$10.21	\$12.30	\$14.35	\$17.40	\$22.21	\$21,230	\$25,594	\$29,847	\$36,195	\$46,193	0.90
51-9121	Coating, painting, and spraying machine setters, operators, and tenders	80	3.01	\$19.60	\$40,765	2.79	\$14.43	\$16.05	\$18.41	\$22.39	\$27.91	\$30,008	\$33,374	\$38,288	\$46,573	\$58,054	0.76
51-9122	Painters, transportation equipment	40	21.46	\$19.61	\$40,791	8.40	\$13.07	\$15.61	\$18.37	\$21.85	\$24.29	\$27,182	\$32,476	\$38,205	\$45,451	\$50,517	0.64
51-9198	Helpers—production workers	110	17.82	\$14.09	\$29,299	5.24	\$10.60	\$11.26	\$12.58	\$15.76	\$21.17	\$22,054	\$23,430	\$26,161	\$32,783	\$44,042	0.25
51-9199	Production workers, all other	#	#	\$15.27	\$31,753	8.48	\$11.45	\$12.83	\$14.11	\$15.39	\$19.67	\$23,822	\$26,683	\$29,346	\$32,010	\$40,918	#
53-0000	Transportation and material moving	6,430	7.57	\$18.89	\$39,285	7.94	\$10.50	\$11.89	\$15.39	\$19.76	\$28.11	\$21,832	\$24,730	\$32,010	\$41,100	\$58,461	0.50
53-1048	First-line supervisors of transportation and material moving workers, except aircraft cargo handling supervisors	200	8.05	\$26.60	\$55,321	2.84	\$15.61	\$18.93	\$24.09	\$33.50	\$42.47	\$32,476	\$39,381	\$50,111	\$69,680	\$88,344	0.39
53-3021	Bus drivers, transit and intercity	250	19.21	\$19.49	\$40,546	4.33	\$15.92	\$17.33	\$19.71	\$22.10	\$23.53	\$33,108	\$36,055	\$40,995	\$45,966	\$48,948	1.16
53-3022	Bus drivers, school or special client	470	6.11	\$19.58	\$40,717	4.05	\$15.14	\$17.49	\$20.10	\$22.19	\$23.44	\$31,485	\$36,378	\$41,809	\$46,147	\$48,749	0.74
53-3031	Driver/sales workers	820	32.53	\$14.50	\$30,170	5.64	\$10.20	\$10.21	\$13.53	\$17.34	\$19.47	\$21,224	\$21,243	\$28,146	\$36,065	\$40,503	1.57
53-3032	Heavy and tractor-trailer truck drivers	280	16.06	\$18.69	\$38,879	5.12	\$11.19	\$15.57	\$18.42	\$22.20	\$25.66	\$23,272	\$32,395	\$38,308	\$46,183	\$53,381	0.12
53-3033	Light truck or delivery services drivers	780	15.89	\$17.09	\$35,549	5.41	\$10.21	\$11.25	\$15.21	\$19.77	\$28.88	\$21,228	\$23,396	\$31,634	\$41,120	\$60,076	0.68
53-3041	Taxi drivers and chauffeurs	100	26.26	\$13.08	\$27,208	2.52	\$10.21	\$11.81	\$13.24	\$14.41	\$15.32	\$21,228	\$24,573	\$27,546	\$29,982	\$31,859	0.37
53-3099	Motor vehicle operators, all other	120	26.70	\$11.94	\$24,834	2.45	\$10.21	\$10.67	\$11.50	\$12.78	\$14.64	\$21,235	\$22,202	\$23,919	\$26,584	\$30,443	1.61
53-6031	Automotive and watercraft service attendants	240	20.97	\$12.75	\$26,518	3.08	\$10.21	\$10.67	\$11.93	\$13.96	\$16.60	\$21,229	\$22,184	\$24,809	\$29,044	\$34,524	1.65
53-7032	Excavating and loading machine and dragline operators	60	44.10	\$26.46	\$55,035	13.39	\$16.78	\$26.34	\$28.58	\$30.82	\$32.16	\$34,897	\$54,795	\$59,452	\$64,108	\$66,902	0.97
53-7051	Industrial truck and tractor operators	360	21.13	\$16.97	\$35,300	3.54	\$11.90	\$13.21	\$14.91	\$19.49	\$26.92	\$24,753	\$27,485	\$31,014	\$40,541	\$55,988	0.48
53-7061	Cleaners of vehicles and equipment	210	9.50	\$13.10	\$27,239	2.18	\$10.64	\$11.50	\$12.79	\$14.45	\$16.30	\$22,125	\$23,928	\$26,600	\$30,061	\$33,914	0.44
53-7062	Laborers and freight, stock, and material movers, hand	1,040	23.07	\$15.61	\$32,478	1.98	\$11.19	\$12.56	\$15.87	\$18.18	\$19.70	\$23,272	\$26,121	\$33,019	\$37,806	\$40,976	0.29
53-7064	Packers and packagers, hand	980	22.18	\$12.62	\$26,257	2.67	\$10.46	\$10.98	\$11.84	\$13.88	\$15.67	\$21,759	\$22,835	\$24,625	\$28,866	\$32,601	1.18
53-7081	Refuse and recyclable material collectors	110	9.91	\$24.40	\$50,748	6.07	\$15.54	\$20.32	\$26.40	\$29.36	\$31.13	\$32,313	\$42,266	\$54,908	\$61,062	\$64,754	0.74

Data unavailable

Occupational Code	Occupational Title	Employment Estimate	Employment Percentage Relative Standard Error	Average Hourly Wage	Average Annual Wage	Wage Percentage Relative Standard Error	10th Percentile (Hourly)	25th Percentile (Hourly)	50th Percentile (Hourly)	75th Percentile (Hourly)	90th Percentile (Hourly)	10th Percentile (Annual)	25th Percentile (Annual)	50th Percentile (Annual)	75th Percentile (Annual)	90th Percentile (Annual)	Location Quotients
00-0000	Total all occupations	280,940	0.90	\$24.73	\$51,433	1.95	\$10.55	\$12.42	\$18.61	\$30.02	\$47.38	\$21,943	\$25,830	\$38,716	\$62,449	\$98,546	1.00
11-0000	Management	11,550	3.22	\$55.99	\$116,451	1.42	\$26.47	\$35.56	\$49.05	\$68.86	\$93.57	\$55,051	\$73,967	\$102,018	\$143,222	\$194,620	0.78
11-1011	Chief executives	30	9.73	\$105.24	\$218,899	9.06	\$57.52	\$70.80	\$94.09	#	#	\$119,649	\$147,259	\$195,713	#	#	0.08
11-1021	General and operations managers	3,800	5.00	\$57.98	\$120,606	2.42	\$22.79	\$31.09	\$48.16	\$72.78	#	\$47,407	\$64,667	\$100,177	\$151,379	#	0.86
11-2011	Advertising and promotions managers	20	31.80	\$45.06	\$93,733	10.91	\$24.24	\$39.71	\$45.51	\$53.77	\$62.35	\$50,416	\$82,587	\$94,664	\$111,849	\$129,696	#
11-2021	Marketing managers	260	12.68	\$77.50	\$161,194	5.86	\$32.89	\$45.59	\$70.71	\$98.57	#	\$68,415	\$94,831	\$147,079	\$205,035	#	0.55
11-2022	Sales managers	310	13.34	\$68.83	\$143,159	4.24	\$32.42	\$41.62	\$63.54	\$87.84	#	\$67,434	\$86,579	\$132,169	\$182,710	#	0.42
11-2031	Public relations and fundraising managers	110	12.51	\$57.13	\$118,828	5.42	\$35.27	\$40.55	\$51.24	\$67.05	\$80	\$73,359	\$84,345	\$106,576	\$139,474	\$166,418	0.76
11-3011	Administrative services managers	200	8.55	\$49.81	\$103,610	2.71	\$27.86	\$34.71	\$48.31	\$64.24	\$76.21	\$57,951	\$72,194	\$100,477	\$133,609	\$158,510	0.36
11-3021	Computer and information systems managers	650	7.59	\$74.88	\$155,752	2.65	\$44.07	\$57.18	\$72.00	\$87.69	#	\$91,672	\$118,933	\$149,751	\$182,396	#	0.86
11-3031	Financial managers	640	15.44	\$67.39	\$140,169	2.71	\$41.95	\$52.36	\$63.58	\$77.31	\$98	\$87,257	\$108,900	\$132,252	\$160,803	\$203,254	0.55
11-3051	Industrial production managers	100	11.28	\$63.56	\$132,205	5.31	\$33.88	\$49.19	\$69.88	\$75.83	\$96.66	\$70,471	\$102,321	\$124,554	\$157,731	\$201,062	0.28
11-3061	Purchasing managers	60	11.85	\$63.16	\$131,373	3.02	\$49.39	\$54.58	\$61.43	\$70.71	\$79.36	\$102,724	\$113,520	\$127,767	\$147,074	\$165,059	0.46
11-3071	Transportation, storage, and distribution managers	120	10.28	\$50.60	\$105,241	3.36	\$34.72	\$40.43	\$47.63	\$58.23	\$71.92	\$72,221	\$84,105	\$99,080	\$121,108	\$149,591	0.49
11-3111	Compensation and benefits managers	10	28.61	\$76.50	\$159,115	8.19	\$52.38	\$62.84	\$75.77	\$88.48	\$98.91	\$108,941	\$130,704	\$157,598	\$184,042	\$205,726	#
11-3121	Human resources managers	140	6.98	\$57.36	\$119,319	3.00	\$35.61	\$43.21	\$53.49	\$68.25	\$88	\$74,072	\$89,872	\$111,267	\$141,951	\$183,624	0.50
11-3131	Training and development managers	40	14.93	\$53.76	\$111,828	4.11	\$34.94	\$43.32	\$53.92	\$60.62	\$67.73	\$72,670	\$90,108	\$112,155	\$126,084	\$140,870	0.53
11-9021	Construction managers	910	14.95	\$41.54	\$86,411	2.44	\$28.12	\$32.72	\$37.77	\$47.48	\$61.36	\$58,484	\$68,068	\$78,560	\$98,756	\$127,639	1.69
11-9031	Education administrators, preschool and childcare center/program	70	35.87	\$25.58	\$53,204	10.03	\$16.87	\$19.26	\$23.10	\$33.87	\$37.87	\$35,096	\$40,057	\$48,040	\$70,445	\$78,771	0.69
11-9032	Education administrators, elementary and secondary school	690	0.91	#	\$90,653	1.20	#	#	#	#	#	\$66,389	\$76,160	\$89,920	\$102,628	\$122,162	1.36
11-9033	Education administrators, postsecondary	290	4.72	\$47.69	\$99,195	4.32	\$26.56	\$31.86	\$38.84	\$54.84	\$84.08	\$55,252	\$66,267	\$80,777	\$114,078	\$174,888	1.04
11-9039	Education administrators, all other	330	2.70	\$49.03	\$101,992	2.46	\$31.48	\$38.23	\$46.43	\$57.80	\$69.85	\$65,472	\$79,508	\$96,568	\$120,223	\$145,287	4.15
11-9041	Architectural and engineering managers	330	11.73	\$76.44	\$159,003	3.17	\$54.45	\$62.95	\$73.04	\$85.62	#	\$113,253	\$130,934	\$151,918	\$178,094	#	0.89
11-9051	Food service managers	180	28.93	\$30.35	\$63,127	9.84	\$16.50	\$20.33	\$31.12	\$38.04	\$46	\$34,316	\$42,293	\$64,723	\$79,120	\$95,340	0.42
11-9071	Gaming managers	20	0.00	\$43.84	\$91,193	11.84	\$20.54	\$22.78	\$32.46	\$40.01	#	\$42,729	\$47,390	\$67,515	\$83,226	#	#
11-9081	Lodging managers	20	32.92	\$45.54	\$94,717	26.91	\$16.12	\$18.10	\$32.29	\$56.10	#	\$33,528	\$37,640	\$67,171	\$116,696	#	#
11-9111	Medical and health services managers	760	4.36	\$52.13	\$108,425	4.32	\$30.44	\$39.20	\$49.08	\$59.60	\$77.36	\$63,321	\$81,546	\$102,866	\$123,971	\$160,919	1.05
11-9121	Natural sciences managers	20	7.50	\$56.44	\$117,386	7.30	\$42.39	\$45.89	\$49.45	\$61.11	\$74.43	\$88,178	\$95,453	\$102,856	\$127,103	\$154,823	#
11-9131	Postmasters and mail superintendents	10	0.00	\$41.93	\$87,219	2.64	\$31.82	\$33.25	\$40.78	\$44.73	\$59.71	\$66,192	\$69,165	\$84,812	\$93,033	\$124,191	#
11-9141	Property, real estate, and community association managers	190	29.15	\$31.10	\$64,696	3.23	\$18.74	\$24.60	\$28.63	\$36.54	\$47.88	\$38,983	\$51,172	\$59,541	\$75,997	\$99,582	0.49
11-9151	Social and community service managers	210	23.05	\$39.26	\$81,655	7.49	\$24.42	\$27.27	\$35.50	\$51.75	\$60.34	\$50,799	\$56,730	\$73,847	\$107,631	\$125,518	0.74
11-9161	Emergency management directors	10	2.05	\$44.19	\$91,907	2.53	\$33.70	\$37.26	\$42.93	\$48.34	\$57.38	\$70,103	\$77,506	\$89,299	\$100,551	\$119,351	#
11-9199	Managers, all other	980	7.00	\$58.01	\$120,665	3.51	\$32.56	\$42.10	\$53.44	\$68.92	\$90.17	\$67,719	\$87,573	\$111,151	\$143,361	\$187,557	1.09
13-0000	Business and financial operations	19,280	4.09	\$35.95	\$74,781	2.15	\$17.42	\$24.18	\$33.17	\$45.38	\$57.36	\$36,237	\$50,285	\$68,985	\$94,396	\$119,299	1.29
13-1020	Buyers and purchasing agents	1,000	5.47	\$34.10	\$70,936	4.73	\$16.07	\$23.29	\$32.03	\$43.43	\$55.18	\$33,427	\$48,449	\$66,632	\$90,325	\$114,777	1.27
13-1031	Claims adjusters, examiners, and investigators	#	#	\$32.65	\$67,905.00	\$3.61	\$21.69	\$25.74	\$31.46	\$38.29	\$46.19	\$45,106.00	\$53,536.00	\$65,444.00	\$79,636.00	\$96,082.00	#
13-1041	Compliance officers, except agriculture, construction, health and safety, and transportation	440	9.93	\$35.67	\$74,195	3.19	\$20.82	\$25.55	\$33.54	\$41.85	\$52.03	\$43,302	\$53,150	\$69,764	\$87,048	\$108,223	0.75
13-1051	Cost estimators	680	16.39	\$33.98	\$70,684	3.78	\$22.56	\$27.33	\$31.45	\$40.43	\$48.12	\$46,934	\$56,846	\$65,408	\$84,100	\$100,080	1.66
13-1071	Human resources specialists	1,130	5.67	\$31.34	\$65,194	2.20	\$16.23	\$21.23	\$29.74	\$39.06	\$48.75	\$33,750	\$44,158	\$61,866	\$81,247	\$101,393	0.98
13-1075	Labor relations specialists	30	48.29	\$23.80	\$49,503	17.13	\$10.20	\$10.21	\$23.69	\$32.92	\$43.60	\$21,220	\$21,227	\$49,273	\$68,468	\$90,695	0.21
13-1081	Logisticians	610	21.57	\$34.96	\$72,723	8.34	\$10.20	\$21.98	\$36.87	\$47.27	\$56.47	\$21,226	\$45,709	\$76,684	\$98,323	\$117,466	1.87
13-1111	Management analysts	1,190	11.66	\$41.02	\$85,328	3.34	\$24.17	\$31.11	\$41.60	\$49.43	\$56.38	\$50,271	\$64,709	\$86,526	\$102,811	\$117,265	0.89
13-1121	Meeting, convention, and event planners	340	14.64	\$21.34	\$44,391	2.94	\$12.87	\$14.82	\$18.84	\$25.10	\$35.54	\$26,766	\$30,831	\$39,193	\$52,205	\$73,914	1.57
13-1131	Fundraisers	200	8.48	\$26.88	\$55,910	3.35	\$13.70	\$19.00	\$24.96	\$34.05	\$42.91	\$28,500	\$39,529	\$51,927	\$70,820	\$89,253	1.37
13-1141	Compensation, benefits, and job analysis specialists	90	7.23	\$27.67	\$57,554	2.66	\$16.60	\$20.26	\$26.51	\$34.39	\$41.86	\$34,524	\$42,139	\$55,136	\$71,523	\$87,077	0.56
13-1151	Training and development specialists	720	8.64	\$30.60	\$63,649	4.20	\$13.81	\$19.48	\$28.13	\$39.68	\$49.76	\$28,725	\$40,525	\$58,515	\$82,535	\$103,496	1.27
13-1161	Market research analysts and marketing specialists	1,410	6.66	\$32.33	\$67,257	3.15	\$14.65	\$20.46	\$27.89	\$38.15	\$60.15	\$30,477	\$42,562	\$58,012	\$79,345	\$125,102	1.14
13-1199	Business operations specialists, all other	4,270	3.47	\$38.86	\$80,831	1.80	\$19.97	\$27.05	\$37.45	\$48.37	\$57.91	\$41,540	\$56,270	\$77,886	\$100,619	\$120,445	2.08
13-2011	Accountants and auditors	3,190	13.57	\$38.42	\$79,920	3.04	\$20.14	\$25.16	\$34.43	\$49.55	\$62.06	\$41,901	\$52,326	\$71,621	\$103,063	\$129,080	1.30
13-2031	Budget analysts	250	3.65	\$38.12	\$79,288	1.72	\$26.55	\$31.14	\$37.19	\$45.21	\$50.87	\$55,218	\$64,768	\$77,352	\$94,040	\$105,819	2.47

Data unavailable

Occupational Code	Occupational Title	Employment Estimate	Employment Percentage Relative Standard Error	Average Hourly Wage	Average Annual Wage	Wage Percentage Relative Standard Error	10th Percentile (Hourly)	25th Percentile (Hourly)	50th Percentile (Hourly)	75th Percentile (Hourly)	90th Percentile (Hourly)	10th Percentile (Annual)	25th Percentile (Annual)	50th Percentile (Annual)	75th Percentile (Annual)	90th Percentile (Annual)	Location Quotients
17-3029	Engineering technicians, except drafters, all other	130	6.21	\$31.50	\$65,515	3.26	\$22.51	\$26.83	\$32.30	\$36.69	\$38.75	\$46,826	\$55,805	\$67,190	\$76,308	\$80,607	0.82
17-3031	Surveying and mapping technicians	140	15.10	\$24.21	\$50,367	6.10	\$13.63	\$17.95	\$25.66	\$29.75	\$33.86	\$28,342	\$37,343	\$53,363	\$61,878	\$70,426	1.41
19-0000	Life, physical, and social science	1,800	7.68	\$33.49	\$69,651	3.09	\$17.13	\$22.44	\$31.72	\$40.66	\$51.76	\$35,630	\$46,684	\$65,985	\$84,565	\$107,671	0.79
19-1021	Biochemists and biophysicists	10	32.41	\$31.26	\$65,030	10.66	\$21.56	\$24.68	\$29.44	\$35.26	\$39.81	\$44,835	\$51,333	\$61,241	\$73,344	\$82,799	#
19-1029	Biological scientists, all other	20	17.92	\$36.36	\$75,625	3.58	\$27.04	\$30.41	\$36.83	\$40.32	\$46.35	\$56,245	\$63,258	\$76,608	\$83,857	\$96,399	#
19-1031	Conservation scientists	20	19.28	\$33.42	\$69,509	3.93	\$23.25	\$25.16	\$29.79	\$43.28	\$49.09	\$48,364	\$52,328	\$61,972	\$90,032	\$102,103	#
19-1032	Foresters	10	0.00	\$32.19	\$66,957	2.82	\$29.74	\$30.73	\$31.95	\$33.76	\$36.85	\$61,859	\$63,928	\$66,464	\$70,212	\$76,657	#
19-2012	Physicists	20	0.00	\$55.35	\$115,128	2.64	\$28.45	\$38.67	\$60.96	\$71.51	\$76.61	\$59,180	\$80,424	\$126,804	\$148,741	\$159,347	#
19-2021	Atmospheric and space scientists	10	9.50	\$37.84	\$78,699	5.32	\$18.25	\$23.02	\$38.57	\$50.87	\$57.42	\$37,968	\$47,880	\$80,221	\$105,815	\$119,440	#
19-2031	Chemists	60	42.15	\$30.55	\$63,546	2.69	\$19.13	\$21.87	\$27.37	\$35.81	\$48.50	\$39,788	\$45,492	\$56,932	\$74,490	\$100,889	0.36
19-2041	Environmental scientists and specialists, including health	110	22.74	\$35.63	\$74,111	4.59	\$22.61	\$27.87	\$35.69	\$44.14	\$48.91	\$47,026	\$57,980	\$74,237	\$91,817	\$101,736	0.67
19-2042	Geoscientists, except hydrologists and geographers	#	#	\$37.58	\$78,159	7.15	\$20.80	\$31.82	\$35.07	\$38.31	\$47.59	\$43,260	\$66,186	\$72,952	\$97,687	\$98,994	#
19-2099	Physical scientists, all other	30	33.73	\$65.35	\$135,933	18.48	\$35.64	\$49.73	\$55.11	\$67.92	#	\$74,139	\$103,445	\$114,626	\$141,282	#	#
19-3031	Clinical, counseling, and school psychologists	290	8.89	\$38.81	\$80,728	2.98	\$21.83	\$32.17	\$38.19	\$45.69	\$53.37	\$45,411	\$66,920	\$79,441	\$95,030	\$111,017	1.36
19-3039	Psychologists, all other	70	0.00	#	#	#	#	#	#	#	#	#	#	#	#	#	2.71
19-3051	Urban and regional planners	80	10.70	\$35.81	\$74,493	2.37	\$24.36	\$28.22	\$34.55	\$42.78	\$48.98	\$50,668	\$58,688	\$71,865	\$88,974	\$101,874	1.06
19-3091	Anthropologists and archeologists	20	31.04	\$26.76	\$55,658	7.18	\$16.76	\$18.93	\$23.50	\$36.32	\$38.81	\$34,867	\$39,376	\$48,885	\$75,551	\$80,729	#
19-3093	Historians	10	9.32	\$39.11	\$81,356	5.48	\$17.41	\$27.80	\$38.66	\$48.05	\$56.78	\$36,217	\$57,829	\$80,422	\$99,938	\$118,096	#
19-4021	Biological technicians	50	29.11	\$25.67	\$53,386	8.22	\$16.23	\$18.64	\$26.55	\$29.98	\$33.13	\$33,758	\$38,772	\$55,229	\$62,353	\$68,906	0.31
19-4031	Chemical technicians	90	23.91	\$19.63	\$40,835	6.07	\$12.01	\$15.85	\$18.12	\$22.82	\$29.49	\$24,972	\$32,964	\$37,691	\$47,475	\$61,334	0.69
19-4041	Geological and petroleum technicians	#	#	\$20.22	\$42,050	8.50	\$12.79	\$16.53	\$20.21	\$24.03	\$28.17	\$26,610	\$34,380	\$42,031	\$49,990	\$58,584	#
19-4091	Environmental science and protection technicians, including health	30	11.22	\$25.63	\$53,307	3.69	\$16.81	\$21.37	\$26.36	\$30.09	\$33.82	\$34,968	\$44,453	\$54,828	\$62,588	\$70,352	0.49
19-4092	Forensic science technicians	30	3.25	\$28.15	\$58,556	3.67	\$20.81	\$23.45	\$27.22	\$32.46	\$37.63	\$43,278	\$48,770	\$56,608	\$67,511	\$78,262	1.08
19-4093	Forest and conservation technicians	70	0.00	\$18.97	\$39,455	1.73	\$14.50	\$14.51	\$16.23	\$23.45	\$28.68	\$30,163	\$30,172	\$33,751	\$48,772	\$59,657	1.27
19-4099	Life, physical, and social science technicians, all other	250	24.62	\$23.76	\$49,412	4.21	\$15.75	\$19.47	\$22.47	\$25.75	\$32.38	\$32,769	\$40,503	\$46,738	\$53,553	\$67,344	1.95
21-0000	Community and social services	5,740	3.75	\$23.53	\$48,952	3.27	\$12.84	\$16.48	\$21.39	\$28.21	\$36.69	\$26,698	\$34,273	\$44,487	\$58,676	\$76,312	1.36
21-1012	Educational, guidance, school, and vocational counselors	670	3.12	\$25.50	\$53,045	1.88	\$19.44	\$21.24	\$24.17	\$28.90	\$34.97	\$40,435	\$44,184	\$50,274	\$60,111	\$72,734	1.21
21-1013	Marriage and family therapists	#	#	\$28.51	\$59,307	13.55	\$10.21	\$14.91	\$27.00	\$37.24	\$51.70	\$21,228	\$31,012	\$56,157	\$77,454	\$107,539	#
21-1015	Rehabilitation counselors	340	27.93	#	#	#	#	#	#	#	#	#	#	#	#	#	1.62
21-1018	Substance abuse, behavioral disorder, and mental health counselors	860	13.13	\$22.35	\$46,487	4.25	\$13.67	\$16.71	\$21.35	\$27.67	\$33.46	\$28,435	\$34,751	\$44,398	\$57,544	\$69,604	1.66
21-1019	Counselors, all other	70	25.37	\$21.77	\$45,289	6.22	\$14.01	\$16.56	\$20.47	\$26.25	\$31.62	\$29,133	\$34,440	\$42,583	\$54,590	\$65,779	1.28
21-1021	Child, family, and school social workers	860	9.86	\$25.04	\$52,082	3.76	\$14.95	\$18.13	\$22.33	\$30.02	\$40.94	\$31,089	\$37,715	\$46,448	\$62,434	\$85,161	1.39
21-1022	Healthcare social workers	320	11.15	\$21.53	\$44,787	9.40	\$11.52	\$15.69	\$19.31	\$26.81	\$33.19	\$23,963	\$32,639	\$40,170	\$55,768	\$69,041	0.97
21-1023	Mental health and substance abuse social workers	200	16.96	\$22.37	\$46,540	9.32	\$13.40	\$16.60	\$20.07	\$28.58	\$35.32	\$27,878	\$34,532	\$41,752	\$59,440	\$73,474	0.90
21-1029	Social workers, all other	170	10.42	\$31.88	\$66,304	2.66	\$19.32	\$24.68	\$34.70	\$39.21	\$41.60	\$40,189	\$51,344	\$72,184	\$81,565	\$86,521	1.56
21-1091	Health educators	150	47.45	\$23.52	\$48,916	8.25	\$15.03	\$17.40	\$24.73	\$28.65	\$32.69	\$31,269	\$36,192	\$51,443	\$59,587	\$68,005	1.33
21-1092	Probation officers and correctional treatment specialists	200	11.44	\$29.50	\$61,351	2.31	\$22.89	\$23.46	\$27.62	\$33.69	\$40.96	\$47,617	\$48,791	\$57,445	\$70,073	\$85,207	1.19
21-1093	Social and human service assistants	770	11.91	\$17.40	\$36,185	3.03	\$11.58	\$14.97	\$17.10	\$19.62	\$23	\$24,094	\$31,136	\$35,570	\$40,807	\$48,111	1.01
21-1094	Community health workers	40	16.11	\$18.59	\$38,663	7.40	\$15.20	\$16.27	\$17.72	\$19.20	\$25.40	\$31,612	\$33,851	\$36,860	\$39,935	\$52,833	0.37
21-1099	Community and social service specialists, all other	440	18.62	\$20.00	\$41,604	5.90	\$10.50	\$13.17	\$18.19	\$24.66	\$32.56	\$21,850	\$27,397	\$37,843	\$51,289	\$67,715	2.32
21-2011	Clergy	70	10.68	\$26.28	\$54,669	2.61	\$19.28	\$21.70	\$25.43	\$29.56	\$35.17	\$40,112	\$45,138	\$52,889	\$61,476	\$73,146	0.71
21-2021	Directors, religious activities and education	90	17.03	\$31.05	\$64,592	6.85	\$15.26	\$18.56	\$27.87	\$37.12	\$47.58	\$31,734	\$38,601	\$57,976	\$77,211	\$98,967	2.02
21-2099	Religious workers, all other	280	18.71	\$21.69	\$45,118	4.43	\$10.32	\$11.92	\$18.04	\$27.38	\$40.51	\$21,474	\$24,790	\$37,529	\$56,943	\$84,271	17.13
23-0000	Legal	1,640	13.37	\$37.66	\$78,339	6.44	\$15.64	\$20.37	\$29.74	\$45.51	\$76.23	\$32,541	\$42,359	\$61,862	\$94,664	\$158,566	0.75
23-1011	Lawyers	700	19.70	\$50.84	\$105,741	10.02	\$18.28	\$31.28	\$41.73	\$61.84	\$93.17	\$38,018	\$65,062	\$86,791	\$128,634	\$193,788	0.56
23-1023	Judges, magistrate judges, and magistrates	50	4.59	#	#	#	#	#	#	#	#	#	#	#	#	#	0.91
23-2011	Paralegals and legal assistants	550	16.21	\$22.87	\$47,575	5.09	\$14.73	\$18.02	\$22.39	\$27.34	\$30.52	\$30,641	\$37,477	\$46,561	\$56,870	\$63,487	0.91
23-2093	Title examiners, abstractors, and searchers	50	49.48	\$27.30	\$56,776	5.33	\$19.86	\$21.98	\$25.61	\$30.58	\$40.49	\$41,301	\$45,709	\$53,275	\$63,616	\$84,219	0.46
23-2099	Legal support workers, all other	250	33.45	\$28.13	\$58,509	15.84	\$13.37	\$15.27	\$23.00	\$43.10	\$48.21	\$27,819	\$31,760	\$47,845	\$89,646	\$100,285	3.03

Data unavailable

Occupational Code	Occupational Title	Employment Estimate	Employment Percentage Relative Standard Error	Average Hourly Wage	Average Annual Wage	Wage Percentage Relative Standard Error	10th Percentile (Hourly)	25th Percentile (Hourly)	50th Percentile (Hourly)	75th Percentile (Hourly)	90th Percentile (Hourly)	10th Percentile (Annual)	25th Percentile (Annual)	50th Percentile (Annual)	75th Percentile (Annual)	90th Percentile (Annual)	Location Quotients
25-0000	Education, training, and library	18,320	1.61	\$22.95	\$47,731	1.76	\$12.41	\$16.16	\$21.38	\$27.20	\$34.23	\$25,814	\$33,623	\$44,475	\$56,580	\$71,203	1.08
25-1011	Business teachers, postsecondary	140	14.10	#	\$77,776	3.44	#	#	#	#	#	\$38,567	\$45,331	\$61,952	\$106,452	\$141,060	0.84
25-1021	Computer science teachers, postsecondary	60	2.93	#	\$66,721	2.92	#	#	#	#	#	\$37,198	\$43,529	\$56,775	\$74,732	\$111,610	1.00
25-1022	Mathematical science teachers, postsecondary	130	0.00	#	\$63,437	2.07	#	#	#	#	#	\$41,690	\$46,525	\$55,771	\$69,474	\$100,822	1.35
25-1042	Biological science teachers, postsecondary	90	0.00	#	\$75,097	4.03	#	#	#	#	#	\$44,314	\$52,722	\$63,700	\$81,316	\$104,890	0.87
25-1051	Atmospheric, earth, marine, and space sciences teachers, postsecondary	20	0.00	#	\$82,876	2.26	#	#	#	#	#	\$54,306	\$58,322	\$65,014	\$101,591	\$146,245	#
25-1052	Chemistry teachers, postsecondary	50	0.00	#	\$76,034	1.63	#	#	#	#	#	\$44,593	\$50,599	\$69,763	\$92,890	\$125,776	1.26
25-1053	Environmental science teachers, postsecondary	20	0.00	#	\$66,727	2.30	#	#	#	#	#	\$35,890	\$53,716	\$66,520	\$79,417	\$100,780	#
25-1054	Physics teachers, postsecondary	30	0.00	#	\$89,530	1.72	#	#	#	#	#	\$48,774	\$57,051	\$78,228	\$110,821	\$158,701	1.25
25-1061	Anthropology and archeology teachers, postsecondary	20	0.00	#	\$74,941	1.93	#	#	#	#	#	\$42,907	\$55,605	\$67,155	\$82,148	\$126,106	#
25-1063	Economics teachers, postsecondary	40	0.00	#	\$85,775	2.12	#	#	#	#	#	\$45,615	\$61,746	\$90,302	\$104,819	\$126,299	1.51
25-1065	Political science teachers, postsecondary	50	0.00	#	\$93,294	3.98	#	#	#	#	#	\$40,378	\$52,561	\$70,046	\$125,781	\$180,941	1.51
25-1066	Psychology teachers, postsecondary	60	0.00	#	\$72,982	1.78	#	#	#	#	#	\$35,695	\$40,726	\$68,315	\$104,491	\$123,351	0.81
25-1067	Sociology teachers, postsecondary	40	0.00	#	\$60,324	1.81	#	#	#	#	#	\$35,089	\$41,804	\$54,753	\$76,299	\$95,478	1.46
25-1071	Health specialties teachers, postsecondary	120	0.01	#	\$56,272	1.96	#	#	#	#	#	\$32,794	\$45,917	\$57,583	\$64,800	\$77,338	0.31
25-1081	Education teachers, postsecondary	100	0.00	#	\$49,294	1.95	#	#	#	#	#	\$27,792	\$34,667	\$41,999	\$66,667	\$79,409	0.85
25-1111	Criminal justice and law enforcement teachers, postsecondary	100	18.64	#	\$63,864	10.10	#	#	#	#	#	\$49,403	\$55,236	\$60,488	\$65,793	\$91,743	3.49
25-1121	Art, drama, and music teachers, postsecondary	250	18.07	#	\$54,186	8.05	#	#	#	#	#	\$24,019	\$36,726	\$47,008	\$63,779	\$89,225	1.34
25-1123	English language and literature teachers, postsecondary	160	0.00	#	\$65,633	2.38	#	#	#	#	#	\$34,962	\$40,122	\$50,385	\$65,966	\$126,851	1.23
25-1124	Foreign language and literature teachers, postsecondary	110	9.31	#	\$61,101	2.91	#	#	#	#	#	\$42,250	\$46,398	\$54,628	\$66,173	\$100,889	2.13
25-1125	History teachers, postsecondary	60	0.00	#	\$76,485	2.71	#	#	#	#	#	\$35,412	\$40,165	\$57,852	\$95,352	\$154,661	1.54
25-1126	Philosophy and religion teachers, postsecondary	110	13.24	#	\$66,610	2.97	#	#	#	#	#	\$33,361	\$39,764	\$57,644	\$85,529	\$123,720	2.37
25-1191	Graduate teaching assistants	60	3.16	#	\$40,133	3.11	#	#	#	#	#	\$21,230	\$27,619	\$34,834	\$55,230	\$64,538	0.25
25-1194	Vocational education teachers, postsecondary	330	13.12	\$29.77	\$61,912	7.95	\$16.24	\$21.07	\$27.61	\$37.52	\$47.65	\$33,775	\$43,826	\$57,426	\$78,050	\$99,111	1.56
25-1199	Postsecondary teachers, all other	80	0.00	#	\$50,045	1.59	#	#	#	#	#	\$24,300	\$35,065	\$45,012	\$62,014	\$80,093	0.23
25-2011	Preschool teachers, except special education	1,000	20.51	\$14.48	\$30,120	5.10	\$10.80	\$11.73	\$13.29	\$14.91	\$20.60	\$22,457	\$24,406	\$27,639	\$31,021	\$42,842	1.21
25-2012	Kindergarten teachers, except special education	450	1.90	#	\$45,490	1.48	#	#	#	#	#	\$33,644	\$38,390	\$44,482	\$50,508	\$60,873	1.75
25-2021	Elementary school teachers, except special education	3,550	1.07	#	\$47,584	1.26	#	#	#	#	#	\$34,186	\$39,414	\$46,479	\$55,638	\$63,088	1.29
25-2022	Middle school teachers, except special and career/technical educa	1,720	0.63	#	\$47,893	1.28	#	#	#	#	#	\$34,444	\$39,936	\$46,771	\$55,712	\$63,188	1.45
25-2023	Career/technical education teachers, middle school	20	0.95	#	\$52,404	2.49	#	#	#	#	#	\$33,263	\$43,154	\$51,616	\$62,250	\$73,363	#
25-2031	Secondary school teachers, except special and career/technical ed	2,520	1.90	#	\$49,302	1.46	#	#	#	#	#	\$35,480	\$41,265	\$47,936	\$57,363	\$65,258	1.24
25-2032	Career/technical education teachers, secondary school	70	0.78	#	\$59,081	1.48	#	#	#	#	#	\$40,786	\$45,918	\$56,171	\$69,769	\$84,748	0.49
25-2051	Special education teachers, preschool	110	2.28	#	\$48,293	1.87	#	#	#	#	#	\$36,167	\$41,611	\$47,272	\$54,934	\$62,249	2.40
25-2052	Special education teachers, kindergarten and elementary school	520	3.72	#	\$47,503	1.26	#	#	#	#	#	\$35,136	\$40,581	\$46,489	\$54,211	\$61,982	1.43
25-2053	Special education teachers, middle school	250	7.02	#	\$49,522	1.82	#	#	#	#	#	\$36,168	\$41,713	\$47,787	\$57,155	\$65,692	1.47
25-2054	Special education teachers, secondary school	340	8.75	#	\$48,797	1.42	#	#	#	#	#	\$36,633	\$41,921	\$47,511	\$55,587	\$62,849	1.23
25-2059	Special education teachers, all other	60	0.00	#	\$57,639	2.76	#	#	#	#	#	\$44,604	\$51,133	\$56,485	\$62,136	\$74,246	0.80
25-3011	Adult basic and secondary education and literacy teachers and ins	#	#	\$25.09	\$52,182	5.45	\$17.54	\$22.31	\$25.96	\$28.50	\$30.01	\$36,492	\$46,410	\$54,007	\$59,270	\$62,429	#
25-3021	Self-enrichment education teachers	360	22.14	\$21.17	\$44,033	7.67	\$10.20	\$12.45	\$17.85	\$26.80	\$35.72	\$21,225	\$25,901	\$37,120	\$55,735	\$74,297	0.77
25-3097	Teachers and instructors, all other, except substitute teachers	520	29.93	#	\$73,826	11.89	#	#	#	#	#	\$35,283	\$42,614	\$49,435	\$72,195	\$156,409	0.84
25-4012	Curators	20	23.03	\$26.06	\$54,211	6.35	\$15.82	\$18.39	\$26.94	\$32.60	\$38.28	\$32,907	\$38,241	\$56,044	\$67,803	\$79,630	#
25-4013	Museum technicians and conservators	#	#	\$22.43	\$46,664	3.98	\$13.66	\$16.21	\$20.31	\$28.51	\$33.71	\$28,413	\$33,724	\$42,243	\$59,300	\$70,111	#
25-4021	Librarians	270	3.18	\$30.39	\$63,217	2.53	\$20.54	\$23.84	\$29.54	\$36.22	\$41.74	\$42,729	\$49,584	\$61,441	\$75,346	\$86,827	1.10
25-4031	Library technicians	330	3.68	\$16.93	\$35,208	3.03	\$11.89	\$13.64	\$16.79	\$20.06	\$22.84	\$24,730	\$28,364	\$34,919	\$41,720	\$47,514	1.92
25-9031	Instructional coordinators	370	7.87	\$33.85	\$70,406	4.22	\$19.92	\$24.64	\$31.61	\$40.13	\$51.26	\$41,443	\$51,258	\$65,758	\$83,476	\$106,614	1.16
25-9041	Teacher assistants	2,740	1.65	#	\$27,810	1.38	#	#	#	#	#	\$21,982	\$23,874	\$26,980	\$30,132	\$35,719	1.06

Data unavailable

Occupational Code	Occupational Title	Employment Estimate	Employment Percentage Relative Standard Error	Average Hourly Wage	Average Annual Wage	Wage Percentage Relative Standard Error	10th Percentile (Hourly)	25th Percentile (Hourly)	50th Percentile (Hourly)	75th Percentile (Hourly)	90th Percentile (Hourly)	10th Percentile (Annual)	25th Percentile (Annual)	50th Percentile (Annual)	75th Percentile (Annual)	90th Percentile (Annual)	Location Quotients
25-9099	Education, training, and library workers, all other	320	18.05	\$28.80	\$59,895	3.95	\$17.56	\$21.09	\$29.35	\$35.68	\$38.82	\$36,528	\$43,878	\$61,046	\$74,215	\$80,747	1.56
27-0000	Arts, design, entertainment, sports, and media	4,440	4.93	\$25.50	\$53,041	3.43	\$11.29	\$15.36	\$22.54	\$32.60	\$43.21	\$23,493	\$31,956	\$46,892	\$67,809	\$89,877	1.17
27-1011	Art directors	40	32.54	\$49.93	\$103,847	21.58	\$19.47	\$30.50	\$41.73	\$48.75	#	\$40,498	\$63,435	\$86,800	\$101,403	#	0.55
27-1013	Fine artists, including painters, sculptors, and illustrators	#	#	\$16.05	\$33,379	14.35	\$10.20	\$10.21	\$16.48	\$18.16	\$24.66	\$21,223	\$21,234	\$34,271	\$37,774	\$51,299	#
27-1014	Multimedia artists and animators	10	15.83	\$37.70	\$78,410.00	\$10.02	\$26.22	\$28.90	\$37.75	\$45.17	\$53.00	\$54,528.00	\$60,112.00	\$78,515.00	\$93,949.00	\$110,249.00	#
27-1019	Artists and related workers, all other	#	#	\$21.24	\$44,169	7.98	\$12.30	\$13.12	\$14.49	\$26.34	\$44.15	\$25,579	\$27,288	\$30,136	\$54,790	\$91,842	#
27-1023	Floral designers	110	27.82	\$14.70	\$30,569	5.88	\$10.29	\$11.15	\$13.75	\$17.14	\$19.23	\$21,410	\$23,192	\$28,592	\$35,656	\$40,002	1.34
27-1024	Graphic designers	350	10.56	\$25.57	\$53,194	5.05	\$14.72	\$17.11	\$21.76	\$30.61	\$45.71	\$30,623	\$35,584	\$45,252	\$63,662	\$95,071	0.83
27-1025	Interior designers	210	33.84	\$21.97	\$45,706	13.13	\$12.28	\$15.59	\$19.39	\$28.79	\$35.88	\$25,539	\$32,420	\$40,323	\$59,883	\$74,628	1.87
27-1026	Merchandise displayers and window trimmers	#	#	\$14.84	\$30,869	5.83	\$11.02	\$12.33	\$13.78	\$15.21	\$18.97	\$22,912	\$25,641	\$28,663	\$31,639	\$39,464	#
27-2012	Producers and directors	170	12.88	\$24.02	\$49,970	5.66	\$13.91	\$17.20	\$21.78	\$28.69	\$40.17	\$28,931	\$35,784	\$45,303	\$59,667	\$83,546	0.75
27-2021	Athletes and sports competitors	#	#	#	\$50,106	28.45	#	#	#	#	#	\$21,222	\$21,232	\$26,997	\$44,472	\$139,146	#
27-2022	Coaches and scouts	760	11.46	#	\$45,346	7.10	#	#	#	#	#	\$21,903	\$23,454	\$31,218	\$52,806	\$82,727	1.64
27-2023	Umpires, referees, and other sports officials	30	8.61	#	\$43,957	17.51	#	#	#	#	#	\$22,084	\$23,355	\$28,872	\$69,141	\$78,060	#
27-2042	Musicians and singers	#	#	\$21.46	#	18.01	\$10.20	\$10.21	\$24.94	\$30.43	\$36.10	#	#	#	#	#	#
27-2099	Entertainers and performers, sports and related workers, all other	60	39.42	\$31.87	#	2.75	\$21.22	\$25.49	\$30.15	\$35.91	\$43.26	#	#	#	#	#	2.37
27-3011	Radio and television announcers	50	38.11	\$17.59	\$36,589	10.50	\$10.45	\$12.32	\$15.32	\$22.60	\$25.18	\$21,744	\$25,630	\$31,868	\$47,010	\$52,371	0.99
27-3021	Broadcast news analysts	30	33.66	\$31.02	\$64,522	4.66	\$17.73	\$20.59	\$24.38	\$38.26	\$55.63	\$36,873	\$42,836	\$50,708	\$79,580	\$115,714	#
27-3022	Reporters and correspondents	70	6.68	\$20.26	\$42,146	3.16	\$13.83	\$16.09	\$18.51	\$23.53	\$29.75	\$28,765	\$33,475	\$38,493	\$48,945	\$61,876	1.02
27-3031	Public relations specialists	480	5.46	\$29.09	\$60,510	2.29	\$16.82	\$21.14	\$26.79	\$35.70	\$45.62	\$34,994	\$43,965	\$55,723	\$74,247	\$94,894	1.03
27-3041	Editors	320	13.29	\$26.21	\$54,516	3.28	\$12.28	\$18.70	\$26.00	\$33.15	\$38.78	\$25,537	\$38,901	\$54,082	\$68,954	\$80,665	1.74
27-3042	Technical writers	260	13.02	\$33.59	\$69,865	3.20	\$21.06	\$26.29	\$32.53	\$40.04	\$47.32	\$43,797	\$54,685	\$67,668	\$83,287	\$98,430	2.62
27-3043	Writers and authors	110	18.31	\$22.88	\$47,590	4.73	\$12.01	\$18.17	\$21.84	\$26	\$35	\$24,986	\$37,788	\$45,432	\$54,846	\$71,980	1.31
27-3091	Interpreters and translators	300	43.50	\$27.72	\$57,654	3.99	\$20.17	\$22.08	\$25.39	\$34	\$39	\$41,962	\$45,933	\$52,820	\$69,774	\$82,050	2.71
27-3099	Media and communication workers, all other	50	32.29	\$25.74	\$53,543	5.40	\$16.11	\$19.27	\$22.97	\$31.80	\$41.79	\$33,503	\$40,087	\$47,772	\$66,152	\$86,920	1.23
27-4011	Audio and video equipment technicians	130	16.22	\$21.82	\$45,388	5.64	\$15.04	\$16.88	\$20.48	\$26.09	\$31.38	\$31,279	\$35,111	\$42,595	\$54,258	\$65,271	0.87
27-4012	Broadcast technicians	60	27.10	\$19.86	\$41,305	5.78	\$10.72	\$12.22	\$17.11	\$23.46	\$36.62	\$22,306	\$25,425	\$35,591	\$48,807	\$76,174	1.03
27-4014	Sound engineering technicians	20	22.46	\$28.76	\$59,829	6.62	\$17.61	\$21.77	\$28.16	\$34	\$42	\$36,637	\$45,283	\$58,574	\$71,244	\$88,202	#
27-4021	Photographers	90	10.74	\$14.04	\$29,209	6.13	\$10.21	\$10.69	\$11.56	\$14.66	\$23	\$21,234	\$22,228	\$24,036	\$30,487	\$47,691	0.92
27-4031	Camera operators, television, video, and motion picture	50	12.81	\$28.19	\$58,634	8.77	\$12.63	\$14.59	\$20	\$30	\$82	\$26,280	\$30,354	\$41,549	\$62,513	\$170,111	1.18
27-4032	Film and video editors	20	24.81	\$17.98	\$37,401	7.54	\$12.20	\$13.81	\$16.50	\$18.92	\$29	\$25,371	\$28,725	\$34,316	\$39,360	\$60,361	#
27-4099	Media and communication equipment workers, all other	250	7.91	\$41.03	\$85,345	3.71	\$27.05	\$34.71	\$42	\$49	\$55	\$56,258	\$72,195	\$86,699	\$101,700	\$114,610	6.73
29-0000	Healthcare practitioners and technical	17,460	2.50	\$38.76	\$80,627	3.33	\$16.31	\$23	\$33	\$44	\$62	\$33,915	\$48,807	\$68,947	\$91,884	\$129,918	1.04
29-1011	Chiropractors	170	25.31	#	#	#	#	#	#	#	#	#	#	#	#	#	2.54
29-1021	Dentists, general	90	27.25	\$65.59	\$136,437	25.29	\$32.35	\$36.43	\$49.00	\$68.23	#	\$67,286	\$75,769	\$101,922	\$141,924	#	0.40
29-1029	Dentists, all other specialists	#	#	\$99.76	\$207,502	10.99	\$66.88	\$74.16	\$89.67	#	#	\$139,101	\$154,244	\$186,506	#	#	#
29-1031	Dietitians and nutritionists	90	11.26	\$29.80	\$61,990	2.52	\$19.13	\$25.41	\$29.42	\$35.49	\$39.33	\$39,789	\$52,849	\$61,198	\$73,818	\$81,813	0.71
29-1041	Optometrists	90	36.78	\$59.27	\$123,279	24.95	\$31.21	\$40.43	\$46.09	\$64.55	#	\$64,920	\$84,090	\$95,866	\$134,274	#	1.23
29-1051	Pharmacists	500	7.24	\$59.07	\$122,856	1.72	\$48.07	\$52.72	\$58.91	\$68.69	\$76.63	\$99,989	\$109,663	\$122,539	\$142,866	\$159,389	0.83
29-1062	Family and general practitioners	410	47.40	\$93.71	\$194,908	13.48	\$43.30	\$59.67	\$91.35	#	#	\$90,068	\$124,122	\$190,006	#	#	1.83
29-1063	Internists, general	30	22.19	\$66.65	\$138,631	8.54	\$30.08	\$50.61	\$72.91	\$82.16	\$94.49	\$62,561	\$105,277	\$151,643	\$170,891	\$196,529	#
29-1064	Obstetricians and gynecologists	#	#	\$140.64	\$292,531	13.19	#	#	#	#	#	#	#	#	#	#	#
29-1065	Pediatricians, general	#	#	\$70.16	\$145,929	4.93	\$43.79	\$58.83	\$71.80	\$85.71	\$95.38	\$91,077	\$122,363	\$149,347	\$178,283	\$198,385	#
29-1066	Psychiatrists	40	28.87	\$129.74	\$269,863	15.63	\$86.00	#	#	#	#	\$178,880	#	#	#	#	0.71
29-1067	Surgeons	#	#	\$144.80	\$301,87.00	\$14.70	#	#	#	#	#	#	#	#	#	#	#
29-1069	Physicians and surgeons, all other	320	9.50	\$100.33	\$208,694	8.38	\$47.18	\$61.56	\$96.15	#	#	\$98,125	\$128,049	\$199,990	#	#	0.42
29-1071	Physician assistants	280	19.13	\$43.75	\$91,005	2.95	\$29.09	\$40.07	\$44.44	\$49.08	\$57.13	\$60,513	\$83,347	\$92,442	\$102,093	\$118,839	1.28
29-1081	Podiatrists	#	#	\$67.54	\$140,488	5.81	\$50.87	\$61.72	\$69.58	\$75.86	\$79.56	\$105,809	\$128,379	\$144,729	\$157,780	\$165,479	#
29-1122	Occupational therapists	400	12.10	\$46.41	\$96,535	4.55	\$29.66	\$34.43	\$42.13	\$61.97	\$74.89	\$61,701	\$71,616	\$87,626	\$128,900	\$155,770	1.63
29-1123	Physical therapists	600	12.28	\$43.14	\$89,737	1.98	\$29.11	\$34.68	\$41.43	\$48.24	\$68.49	\$60,547	\$72,144	\$86,173	\$100,349	\$142,459	1.35

Data unavailable

Occupational Code	Occupational Title	Employment Estimate	Employment Percentage Relative Standard Error	Average Hourly Wage	Average Annual Wage	Wage Percentage Relative Standard Error	10th Percentile (Hourly)	25th Percentile (Hourly)	50th Percentile (Hourly)	75th Percentile (Hourly)	90th Percentile (Hourly)	10th Percentile (Annual)	25th Percentile (Annual)	50th Percentile (Annual)	75th Percentile (Annual)	90th Percentile (Annual)	Location Quotients
29-1125	Recreational therapists	10	28.72	\$25.67	\$53,394	10.53	\$17.40	\$20.15	\$23.30	\$33.18	\$37.11	\$36,189	\$41,915	\$48,460	\$69,008	\$77,184	#
29-1126	Respiratory therapists	290	10.65	\$30.70	\$63,856	3.95	\$25.00	\$26.82	\$29.91	\$34.96	\$38.97	\$51,991	\$55,787	\$62,221	\$72,719	\$81,053	1.17
29-1127	Speech-language pathologists	570	9.81	\$39.53	\$82,217	3.95	\$22.15	\$27.56	\$36.79	\$47.22	\$66.31	\$46,071	\$57,322	\$76,513	\$98,215	\$137,926	2.01
29-1129	Therapists, all other	20	26.49	\$33.17	\$68,994	4.42	\$25.09	\$26.75	\$29.52	\$42.60	\$46.81	\$52,190	\$55,641	\$61,393	\$88,611	\$97,360	#
29-1131	Veterinarians	220	25.29	\$45.60	\$94,851	7.57	\$31.89	\$35.37	\$42.96	\$55.18	\$63.63	\$66,337	\$73,576	\$89,351	\$114,777	\$132,358	1.61
29-1141	Registered nurses	5,890	4.25	\$35.34	\$73,508	2.12	\$25.29	\$29.20	\$35.03	\$41.49	\$47.65	\$52,597	\$60,737	\$72,852	\$86,294	\$99,103	1.03
29-1171	Nurse practitioners	370	19.99	#	#	#	#	#	#	#	#	#	#	#	#	#	1.05
29-1181	Audiologists	#	#	\$41.40	\$86,111	3.57	\$27.12	\$39.46	\$43.57	\$47.56	\$50.57	\$56,400	\$82,079	\$90,619	\$98,928	\$105,194	#
29-1199	Health diagnosing and treating practitioners, all other	#	#	\$23.10	\$48,051	16.69	\$12.92	\$13.90	\$17.98	\$31.95	\$37.70	\$26,865	\$28,909	\$37,388	\$66,460	\$78,421	#
29-2010	Clinical laboratory technologists and technicians	470	4.21	\$29.45	\$61,247	2.52	\$18.11	\$23.46	\$30.09	\$35.55	\$38.89	\$37,672	\$48,794	\$62,577	\$73,951	\$80,886	0.75
29-2011	Dental hygienists	490	36.31	\$36.74	\$76,411	2.67	\$31.93	\$33.59	\$36.39	\$39.36	\$44.85	\$66,411	\$69,877	\$75,685	\$81,874	\$93,285	1.17
29-2031	Cardiovascular technologists and technicians	100	13.06	\$30.24	\$62,893	4.13	\$15.06	\$20.01	\$30.31	\$39.25	\$46.35	\$31,321	\$41,620	\$63,041	\$81,645	\$96,405	0.91
29-2032	Diagnostic medical sonographers	150	14.29	\$36.56	\$76,051	7.10	\$18.88	\$32.85	\$38.00	\$44.14	\$48.14	\$39,261	\$68,338	\$79,040	\$91,820	\$100,130	1.11
29-2033	Nuclear medicine technologists	40	0.00	\$37.74	\$78,509	2.64	\$31.68	\$33.39	\$37.11	\$42.23	\$47.36	\$65,886	\$69,443	\$77,197	\$87,844	\$98,508	1.11
29-2034	Radiologic technologists and technicians	530	8.26	\$29.22	\$60,775	2.22	\$20.15	\$23.71	\$29.54	\$34.87	\$38.26	\$41,915	\$49,326	\$61,438	\$72,539	\$79,590	1.32
29-2035	Magnetic resonance imaging technologists	70	4.31	\$33.81	\$70,317	2.48	\$26.70	\$29.55	\$33.73	\$37.63	\$41.13	\$55,538	\$61,455	\$70,168	\$78,261	\$85,541	0.98
29-2041	Emergency medical technicians and paramedics	360	14.70	\$17.82	\$37,057	5.39	\$12.25	\$13.52	\$16.01	\$21.61	\$27.77	\$25,477	\$28,119	\$33,292	\$44,943	\$57,772	0.72
29-2052	Pharmacy technicians	790	6.88	\$17.59	\$36,578	4.06	\$12.56	\$14.33	\$17.02	\$19.63	\$24.00	\$26,135	\$29,813	\$35,394	\$40,840	\$49,916	0.97
29-2055	Surgical technologists	170	14.34	\$26.62	\$55,369	3.15	\$19.02	\$22.18	\$26.06	\$29.03	\$30.85	\$39,554	\$46,125	\$54,211	\$60,389	\$64,171	0.80
29-2056	Veterinary technologists and technicians	620	30.93	\$18.51	\$38,511	4.27	\$13.56	\$15.52	\$18.27	\$21.68	\$23.92	\$28,205	\$32,289	\$37,995	\$45,086	\$49,752	2.99
29-2057	Ophthalmic medical technicians	#	#	\$16.76	\$34,866	6.88	\$12.00	\$14.17	\$16.65	\$19.44	\$22.41	\$24,959	\$29,478	\$34,632	\$40,441	\$46,611	#
29-2061	Licensed practical and licensed vocational nurses	930	7.55	\$23.74	\$49,373	4.12	\$18.00	\$20.49	\$22.77	\$26.04	\$29.53	\$37,443	\$42,629	\$47,369	\$54,154	\$61,431	0.68
29-2071	Medical records and health information technicians	380	6.31	\$20.60	\$42,840	2.62	\$13.97	\$16.13	\$18.86	\$23.57	\$28.88	\$29,048	\$33,547	\$39,235	\$49,030	\$60,080	0.93
29-2081	Opticians, dispensing	330	27.49	\$16.38	\$34,061	2.95	\$12.71	\$13.76	\$15.70	\$18.35	\$21.37	\$26,436	\$28,621	\$32,665	\$38,172	\$44,446	2.35
29-2099	Health technologists and technicians, all other	310	5.54	\$21.72	\$45,172	2.54	\$13.88	\$16.36	\$20.75	\$27.29	\$30.36	\$28,880	\$34,024	\$43,158	\$56,754	\$63,146	1.27
29-9011	Occupational health and safety specialists	130	11.53	\$38.26	\$79,576	2.51	\$26.22	\$31.84	\$36.43	\$42.74	\$50.48	\$54,543	\$66,228	\$75,781	\$88,898	\$104,997	0.73
29-9012	Occupational health and safety technicians	20	34.40	\$32.29	\$67,153	3.73	\$23.31	\$27.17	\$32.61	\$37.29	\$42.96	\$48,484	\$56,520	\$67,835	\$77,573	\$89,356	#
29-9091	Athletic trainers	30	14.91	#	\$57,199	4.00	#	#	#	#	#	\$34,834	\$42,247	\$54,914	\$72,030	\$83,567	#
31-0000	Healthcare support	9,490	3.60	\$16.14	\$33,561	1.43	\$11.26	\$12.96	\$15.25	\$18.32	\$22.54	\$23,425	\$26,949	\$31,715	\$38,104	\$46,881	1.19
31-1011	Home health aides	1,360	8.92	\$12.89	\$26,812	2.60	\$10.53	\$11.03	\$11.85	\$14.02	\$16.16	\$21,912	\$22,936	\$24,643	\$29,156	\$33,611	0.88
31-1014	Nursing assistants	3,270	3.65	\$14.76	\$30,695	1.95	\$12.03	\$13.10	\$14.50	\$16.50	\$18.42	\$25,032	\$27,238	\$30,166	\$34,330	\$38,322	1.16
31-2011	Occupational therapy assistants	140	17.50	\$28.25	\$58,764	4.54	\$20.77	\$23.24	\$27.33	\$30.68	\$40.61	\$43,203	\$48,331	\$56,838	\$63,811	\$84,460	1.67
31-2021	Physical therapist assistants	240	16.47	\$24.41	\$50,769	4.20	\$13.35	\$16.03	\$26.06	\$29.41	\$32.32	\$27,777	\$33,340	\$54,196	\$61,175	\$67,220	1.31
31-2022	Physical therapist aides	#	#	\$15.67	\$32,599	12.51	\$10.66	\$11.34	\$13.26	\$17.81	\$27.25	\$22,174	\$23,580	\$27,588	\$37,052	\$56,672	#
31-9011	Massage therapists	400	26.94	\$17.56	\$36,526	5.15	\$10.39	\$11.42	\$17.37	\$21.78	\$25.66	\$21,619	\$23,750	\$36,131	\$45,312	\$53,376	1.94
31-9091	Dental assistants	1,180	13.30	\$18.13	\$37,716	4.16	\$12.56	\$15.13	\$18.09	\$21.27	\$23.97	\$26,124	\$31,460	\$37,617	\$44,248	\$49,848	1.78
31-9092	Medical assistants	1,580	10.16	\$16.80	\$34,937	2.44	\$13.02	\$14.77	\$16.60	\$18.36	\$20.31	\$27,073	\$30,726	\$34,524	\$38,184	\$42,252	1.21
31-9093	Medical equipment preparers	100	17.43	\$18.49	\$38,461	1.81	\$14.28	\$16.36	\$18.17	\$20.06	\$23.89	\$29,702	\$34,032	\$37,788	\$41,725	\$49,692	0.89
31-9094	Medical transcriptionists	140	22.03	\$21.17	\$44,044	10.98	\$10.97	\$15.18	\$21.35	\$26.21	\$31.82	\$22,807	\$31,577	\$44,407	\$54,518	\$66,177	1.33
31-9096	Veterinary assistants and laboratory animal caretakers	140	39.95	\$14.06	\$29,238	3.98	\$10.84	\$11.78	\$13.83	\$16.39	\$18.23	\$22,546	\$24,505	\$28,765	\$34,101	\$37,914	0.79
31-9097	Phlebotomists	410	13.53	\$17.06	\$35,476	2.78	\$12.90	\$14.76	\$16.82	\$19.09	\$22.65	\$26,824	\$30,706	\$34,987	\$39,715	\$47,108	1.69
31-9099	Healthcare support workers, all other	300	7.71	\$18.46	\$38,389	4.09	\$11.14	\$13.51	\$18.68	\$22.31	\$25.45	\$23,175	\$28,103	\$38,860	\$46,399	\$52,946	1.72
33-0000	Protective service	6,270	6.35	\$22.38	\$46,552	6.52	\$11.08	\$13.07	\$19.27	\$30.00	\$37.24	\$23,044	\$27,190	\$40,083	\$62,395	\$77,458	0.94
33-1011	First-line supervisors of correctional officers	30	3.41	\$38.75	\$80,596	7.24	\$25.90	\$34.05	\$40.96	\$44.69	\$47.28	\$53,872	\$70,815	\$85,199	\$92,962	\$98,337	0.35
33-1012	First-line supervisors of police and detectives	100	1.62	\$47.05	\$97,864	3.54	\$25.76	\$32.90	\$51.62	\$57.98	\$63.16	\$53,571	\$68,426	\$107,362	\$120,600	\$131,369	0.45
33-1021	First-line supervisors of fire fighting and prevention workers	180	12.99	\$32.29	\$67,169.00	\$2.95	\$15.77	\$26.01	\$32.67	\$39.19	\$46.27	\$32,808.00	\$54,093.00	\$67,955.00	\$81,509.00	\$96,244.00	1.42
33-1099	First-line supervisors of protective service workers, all other	200	23.33	\$20.40	\$42,427	7.09	\$12.79	\$14.12	\$16.97	\$23.51	\$30.84	\$26,593	\$29,371	\$35,290	\$48,909	\$64,153	1.33
33-2011	Firefighters	790	4.56	\$22.67	\$47,145	3.33	\$13.61	\$17.69	\$24.73	\$27.49	\$29.57	\$28,311	\$36,789	\$51,435	\$57,179	\$61,512	1.27
33-3012	Correctional officers and jailers	340	3.73	\$27.01	\$56,178	3.72	\$19.59	\$20.36	\$24.29	\$33.87	\$37.53	\$40,738	\$42,355	\$50,518	\$70,459	\$78,071	0.42
33-3021	Detectives and criminal investigators	180	2.98	\$37.44	\$77,883	6.86	\$25.38	\$28.24	\$31.40	\$44.57	\$61.82	\$52,793	\$58,730	\$65,302	\$92,700	\$128,595	0.91

Data unavailable

Occupational Code	Occupational Title	Employment Estimate	Employment Percentage Relative Standard Error	Average Hourly Wage	Average Annual Wage	Wage Percentage Relative Standard Error	10th Percentile (Hourly)	25th Percentile (Hourly)	50th Percentile (Hourly)	75th Percentile (Hourly)	90th Percentile (Hourly)	10th Percentile (Annual)	25th Percentile (Annual)	50th Percentile (Annual)	75th Percentile (Annual)	90th Percentile (Annual)	Location Quotients
33-3051	Police and sheriff's patrol officers	1,310	1.79	\$32.62	\$67,850	3.35	\$24.57	\$28.76	\$33.30	\$36.92	\$39.30	\$51,100	\$59,820	\$69,263	\$76,804	\$81,748	1.02
33-9021	Private detectives and investigators	20	22.47	\$31.89	\$66,336	8.46	\$20.74	\$22.78	\$26.65	\$44.13	\$50.66	\$43,139	\$47,385	\$55,440	\$91,784	\$105,365	#
33-9031	Gaming surveillance officers and gaming investigators	40	0.00	\$15.27	\$31,764	4.77	\$10.96	\$12.22	\$14.06	\$17.56	\$22.15	\$22,798	\$25,426	\$29,247	\$36,521	\$46,062	1.94
33-9032	Security guards	2,070	16.62	\$15.44	\$32,109	3.91	\$10.55	\$11.74	\$13.70	\$16.93	\$20.72	\$21,954	\$24,418	\$28,500	\$35,224	\$43,094	0.96
33-9091	Crossing guards	#	#	\$15.04	\$31,274	3.93	\$12.33	\$13.19	\$14.61	\$16.87	\$18.36	\$25,650	\$27,427	\$30,391	\$35,094	\$38,196	#
33-9092	Lifeguards, ski patrol, and other recreational protective service workers	230	17.20	\$10.99	\$22,852	2.03	\$10.21	\$10.44	\$10.94	\$11.45	\$11.77	\$21,231	\$21,709	\$22,764	\$23,820	\$24,481	0.81
33-9093	Transportation security screeners	80	0.00	\$19.06	\$39,650	#	\$15.84	\$18.19	\$18.47	\$20.57	\$22.46	\$32,956	\$37,839	\$38,418	\$42,796	\$46,725	0.93
33-9099	Protective service workers, all other	530	1.37	\$14.04	\$29,202	2.52	\$10.47	\$11.05	\$12.00	\$14.60	\$19.25	\$21,782	\$22,981	\$24,958	\$30,366	\$40,036	1.93
35-0000	Food preparation and serving-related	28,650	2.32	\$12.68	\$26,384	1.86	\$10.20	\$10.21	\$11.05	\$13.19	\$18.01	\$21,222	\$21,232	\$22,981	\$27,442	\$37,453	1.10
35-1011	Chefs and head cooks	#	#	\$25.99	\$54,055	6.60	\$13.30	\$19.31	\$26.63	\$31.30	\$39.11	\$27,671	\$40,164	\$55,387	\$65,114	\$81,349	#
35-1012	First-line supervisors of food preparation and serving workers	2,290	11.73	\$17.55	\$36,505	3.91	\$11.98	\$13.15	\$15.44	\$21.32	\$26.67	\$24,918	\$27,343	\$32,110	\$44,337	\$55,466	1.22
35-2011	Cooks, fast food	860	34.61	\$11.40	\$23,713	4.91	\$10.20	\$10.21	\$10.87	\$12.30	\$13.93	\$21,221	\$21,229	\$22,605	\$25,594	\$28,969	0.91
35-2012	Cooks, institution and cafeteria	1,190	7.87	\$13.35	\$27,775	1.93	\$10.62	\$11.35	\$12.83	\$14.74	\$17.23	\$22,094	\$23,611	\$26,678	\$30,657	\$35,838	1.53
35-2014	Cooks, restaurant	3,140	7.59	\$13.39	\$27,842	2.10	\$10.61	\$11.23	\$12.68	\$15.17	\$17.85	\$22,069	\$23,367	\$26,370	\$31,554	\$37,120	1.21
35-2015	Cooks, short order	#	#	\$13.10	\$27,243	6.79	\$10.49	\$11.05	\$11.97	\$14.95	\$17.90	\$21,822	\$22,974	\$24,897	\$31,092	\$37,240	#
35-2021	Food preparation workers	950	17.43	\$12.69	\$26,404	4.29	\$10.21	\$10.65	\$11.59	\$13.67	\$17.49	\$21,231	\$22,144	\$24,112	\$28,441	\$36,376	0.60
35-3011	Bartenders	1,080	15.85	\$12.25	\$25,482	5.93	\$10.20	\$10.20	\$10.21	\$11.10	\$17.34	\$21,219	\$21,224	\$21,232	\$23,096	\$36,065	0.88
35-3021	Combined food preparation and serving workers, including fast food	7,490	9.88	\$11.36	\$23,632	1.37	\$10.20	\$10.21	\$10.87	\$11.63	\$13.53	\$21,223	\$21,234	\$22,603	\$24,180	\$28,148	1.05
35-3022	Counter attendants, cafeteria, food concession, and coffee shop	360	27.98	\$11.31	\$23,522	3.16	\$10.20	\$10.30	\$10.96	\$11.63	\$13.34	\$21,226	\$21,416	\$22,802	\$24,188	\$27,755	0.39
35-3031	Waiters and waitresses	5,640	7.20	\$12.28	\$25,551	4.01	\$10.20	\$10.20	\$10.21	\$10.78	\$20.78	\$21,219	\$21,223	\$21,231	\$22,429	\$43,227	1.12
35-3041	Food servers, nonrestaurant	770	14.65	\$10.86	\$22,582	2.45	\$10.20	\$10.20	\$10.21	\$11.07	\$12.37	\$21,219	\$21,224	\$21,232	\$23,031	\$25,721	1.49
35-9011	Dining room and cafeteria attendants and bartender helpers	1,380	18.04	\$10.85	\$22,571	1.62	\$10.20	\$10.21	\$10.34	\$11.22	\$11.76	\$21,220	\$21,227	\$21,498	\$23,346	\$24,460	1.55
35-9021	Dishwashers	710	17.07	\$11.27	\$23,452	1.54	\$10.20	\$10.21	\$10.96	\$11.82	\$13.13	\$21,224	\$21,235	\$22,806	\$24,590	\$27,302	0.72
35-9031	Hosts and hostesses, restaurant, lounge, and coffee shop	1,380	16.37	\$11.23	\$23,356	2.36	\$10.20	\$10.21	\$10.61	\$11.52	\$12.21	\$21,221	\$21,229	\$22,076	\$23,969	\$25,402	1.70
35-9099	Food preparation and serving related workers, all other	160	14.98	\$11.41	\$23,727	2.57	\$10.20	\$10.21	\$10.67	\$11.68	\$13.89	\$21,222	\$21,232	\$22,190	\$24,289	\$28,897	1.50
37-0000	Building and grounds cleaning and maintenance	8,500	4.63	\$13.78	\$28,657	2.00	\$10.21	\$10.93	\$12.51	\$15.44	\$18.88	\$21,234	\$22,731	\$26,023	\$32,110	\$39,265	0.99
37-1011	First-line supervisors of housekeeping and janitorial workers	360	39.56	\$18.91	\$39,325	4.26	\$12.06	\$13.43	\$17.96	\$23.19	\$27.82	\$25,087	\$27,928	\$37,360	\$48,244	\$57,870	1.22
37-1012	First-line supervisors of landscaping, lawn service, and grounds	#	#	\$22.96	\$47,757	6.95	\$15.04	\$17.87	\$22.32	\$27.63	\$32.71	\$31,282	\$37,175	\$46,416	\$57,481	\$68,047	#
37-2011	Janitors and cleaners, except maids and housekeeping cleaners	3,750	7.68	\$13.48	\$28,035	2.53	\$10.21	\$10.76	\$12.70	\$15.44	\$18.21	\$21,229	\$22,387	\$26,416	\$32,117	\$37,873	0.90
37-2012	Maids and housekeeping cleaners	2,010	19.82	\$11.46	\$23,834	1.67	\$10.21	\$10.42	\$11.12	\$11.84	\$13.26	\$21,228	\$21,673	\$23,133	\$24,622	\$27,578	1.12
37-2021	Pest control workers	110	21.55	\$15.19	\$31,589	13.33	\$10.20	\$10.21	\$14.08	\$18.98	\$22.55	\$21,224	\$21,236	\$29,284	\$39,473	\$46,900	0.72
37-3011	Landscaping and groundskeeping workers	2,060	14.08	\$14.71	\$30,596	3.92	\$11.03	\$12.15	\$13.91	\$16.64	\$19.27	\$22,937	\$25,275	\$28,932	\$34,616	\$40,078	1.16
39-0000	Personal care and service	9,160	7.12	\$14.33	\$39,801	2.10	\$10.21	\$10.56	\$11.67	\$14.89	\$23.23	\$21,228	\$21,967	\$24,266	\$30,968	\$48,314	0.87
39-1010	First-line supervisors of gaming workers	100	7.89	\$19.40	\$40,353.00	\$7.86	\$11.30	\$15.13	\$20.03	\$23.14	\$25.87	\$23,496.00	\$31,465.00	\$41,665.00	\$48,135.00	\$53,814.00	1.69
39-1021	First-line supervisors of personal service workers	430	12.95	\$19.51	\$40,587	3.70	\$11.15	\$13.21	\$17.85	\$24.82	\$30.15	\$23,192	\$27,479	\$37,119	\$51,635	\$62,719	0.98
39-2021	Nonfarm animal caretakers	550	21.27	\$12.83	\$26,688	4.10	\$10.21	\$10.69	\$11.54	\$14.13	\$17.33	\$21,235	\$22,234	\$24,012	\$29,395	\$36,054	1.43
39-3011	Gaming dealers	190	0.00	\$13.14	\$27,332	1.88	\$10.20	\$10.20	\$10.21	\$13.58	\$21.46	\$21,219	\$21,224	\$21,232	\$28,250	\$44,642	1.04
39-3019	Gaming service workers, all other	70	0.00	\$14.77	\$30,723	1.44	\$10.29	\$11.50	\$13.37	\$16.78	\$22.41	\$21,406	\$23,919	\$27,815	\$34,903	\$46,613	3.49
39-3031	Ushers, lobby attendants, and ticket takers	510	38.56	\$12.47	\$25,940	6.21	\$10.32	\$10.75	\$11.46	\$12.17	\$15.00	\$21,466	\$22,352	\$23,828	\$25,305	\$31,200	1.95
39-3091	Amusement and recreation attendants	780	12.61	\$11.15	\$23,201	1.81	\$10.20	\$10.21	\$10.84	\$11.48	\$12.03	\$21,224	\$21,237	\$22,551	\$23,874	\$25,020	1.26
39-3093	Locker room, coatroom, and dressing room attendants	20	25.41	\$11.05	\$22,991	2.53	\$10.20	\$10.21	\$10.73	\$11.44	\$12.30	\$21,223	\$21,232	\$22,322	\$23,797	\$25,589	#
39-4031	Morticians, undertakers, and funeral directors	#	#	\$20.74	\$43,149	16.10	\$11.00	\$12.19	\$22.15	\$25.85	\$29.37	\$22,881	\$25,347	\$46,074	\$53,761	\$61,095	#
39-5012	Hairdressers, hairstylists, and cosmetologists	950	21.03	\$17.95	\$37,339	8.36	\$10.44	\$11.10	\$12.55	\$19.34	\$35.44	\$21,716	\$23,089	\$26,096	\$40,225	\$73,709	1.30
39-5092	Manicurists and pedicurists	#	#	\$13.59	\$28,275	8.29	\$10.67	\$11.40	\$12.58	\$14.04	\$15.23	\$22,191	\$23,716	\$26,165	\$29,211	\$31,677	#
39-5094	Skincare specialists	130	32.78	\$22.71	\$47,238	6.65	\$10.83	\$15.08	\$22.67	\$27.40	\$35.70	\$22,518	\$31,362	\$47,162	\$56,994	\$74,260	1.31
39-6011	Baggage porters and bellhops	150	14.71	\$10.68	\$22,223	2.70	\$10.20	\$10.20	\$10.21	\$10.75	\$11.84	\$21,219	\$21,224	\$21,231	\$22,368	\$24,630	1.78

Data unavailable

Occupational Code	Occupational Title	Employment Estimate	Employment Percentage Relative Standard Error	Average Hourly Wage	Average Annual Wage	Wage Percentage Relative Standard Error	10th Percentile (Hourly)	25th Percentile (Hourly)	50th Percentile (Hourly)	75th Percentile (Hourly)	90th Percentile (Hourly)	10th Percentile (Annual)	25th Percentile (Annual)	50th Percentile (Annual)	75th Percentile (Annual)	90th Percentile (Annual)	Location Quotients
39-6012	Concierges	80	19.76	\$12.26	\$25,500	2.92	\$10.20	\$10.21	\$11.51	\$13.64	\$15.35	\$21,223	\$21,233	\$23,943	\$28,381	\$31,919	1.09
39-7010	Tour and travel guides	280	22.45	\$12.66	\$26,336	3.55	\$10.30	\$10.66	\$11.26	\$11.94	\$18.84	\$21,432	\$22,181	\$23,428	\$24,835	\$39,186	2.93
39-9011	Childcare workers	#	#	\$12.93	\$26,890	6.67	\$10.20	\$10.23	\$11.49	\$14.54	\$18.15	\$21,224	\$21,285	\$23,892	\$30,252	\$37,747	#
39-9021	Personal care aides	2,380	21.09	\$11.89	\$24,735	1.73	\$10.20	\$10.21	\$11.30	\$12.50	\$14.58	\$21,224	\$21,237	\$23,506	\$26,004	\$30,321	0.56
39-9031	Fitness trainers and aerobics instructors	790	11.64	\$21.30	\$44,313	4.61	\$10.23	\$11.60	\$21.52	\$27.96	\$31.73	\$21,274	\$24,118	\$44,760	\$58,157	\$65,997	1.32
39-9032	Recreation workers	610	16.36	\$13.19	\$27,441	2.30	\$10.21	\$10.80	\$11.84	\$14.53	\$18.04	\$21,236	\$22,459	\$24,627	\$30,225	\$37,515	0.89
39-9041	Residential advisors	#	#	\$13.14	\$27,332	2.34	\$10.20	\$10.21	\$12.67	\$14.73	\$17.51	\$21,222	\$21,231	\$26,353	\$30,638	\$36,417	#
39-9099	Personal care and service workers, all other	#	#	\$15.21	\$31,643	5.17	\$10.21	\$10.91	\$14.43	\$18.81	\$22.77	\$21,229	\$22,694	\$30,022	\$39,122	\$47,364	#
41-0000	Sales and related	31,490	5.75	\$20.78	\$43,225	4.34	\$10.34	\$11.24	\$14.31	\$22.61	\$39.06	\$21,509	\$23,380	\$29,768	\$47,027	\$81,249	1.12
41-1011	First-line supervisors of retail sales workers	2,210	6.45	\$20.62	\$42,898	2.25	\$12.86	\$15.34	\$18.11	\$23.33	\$29.83	\$26,739	\$31,915	\$37,670	\$48,536	\$62,038	0.96
41-1012	First-line supervisors of non-retail sales workers	550	23.60	\$42.43	\$88,261	5.89	\$21.87	\$27.82	\$35.47	\$47.40	\$63.01	\$45,486	\$57,864	\$73,778	\$98,584	\$131,063	1.15
41-2011	Cashiers	6,290	7.26	\$12.65	\$26,322	1.98	\$10.21	\$10.51	\$11.46	\$13.77	\$17.63	\$21,228	\$21,859	\$23,839	\$28,651	\$36,679	0.89
41-2012	Gaming change persons and booth cashiers	80	0.00	\$14.06	\$29,234	1.61	\$10.21	\$10.91	\$12.29	\$16.07	\$21.27	\$21,234	\$22,691	\$25,555	\$33,429	\$44,233	1.79
41-2021	Counter and rental clerks	1,570	10.91	\$17.77	\$36,966	3.29	\$10.71	\$11.91	\$14.82	\$21.88	\$29.45	\$22,267	\$24,763	\$30,835	\$45,504	\$61,247	1.90
41-2022	Parts salespersons	460	16.81	\$17.13	\$35,635	5.26	\$10.89	\$12.21	\$15.76	\$19.64	\$26.81	\$22,642	\$25,403	\$32,778	\$40,846	\$55,775	0.93
41-2031	Retail salespersons	10,560	9.20	\$13.80	\$28,701	2.82	\$10.22	\$10.78	\$11.70	\$14.27	\$19.25	\$21,265	\$22,414	\$24,328	\$29,692	\$40,035	1.22
41-3011	Advertising sales agents	170	26.61	\$31.33	\$65,165	10.90	\$11.04	\$19.69	\$26.49	\$41.28	\$59.11	\$22,955	\$40,958	\$55,104	\$85,854	\$122,955	0.65
41-3021	Insurance sales agents	#	#	\$42.89	\$89,215	9.99	\$19.19	\$21.35	\$28.17	\$56.37	\$82.43	\$39,924	\$44,405	\$58,586	\$117,247	\$129,856	#
41-3031	Securities, commodities, and financial services sales agents	740	21.23	\$39.28	\$81,700	11.14	\$15.58	\$18.42	\$25.29	\$48.57	\$82.18	\$32,405	\$38,305	\$52,607	\$101,017	\$170,937	0.92
41-3041	Travel agents	90	22.16	\$21.28	\$44,252	9.96	\$10.21	\$15.82	\$20.99	\$25.90	\$29.49	\$21,233	\$32,897	\$43,661	\$53,880	\$61,336	0.69
41-3099	Sales representatives, services, all other	2,880	9.62	\$29.96	\$62,317	5.07	\$11.55	\$15.94	\$23.61	\$36.67	\$58.20	\$24,033	\$33,161	\$49,118	\$76,276	\$121,050	1.44
41-4011	Sales representatives, wholesale and manufacturing, technical and scientific products	350	20.02	\$52.24	\$108,649	5.44	\$27.09	\$37.28	\$54.63	\$64.83	\$75.58	\$56,354	\$77,536	\$113,623	\$134,850	\$157,212	0.58
41-4012	Sales representatives, wholesale and manufacturing, except technical and scientific products	1,910	10.41	\$28.37	\$59,012	5.03	\$12.78	\$17.05	\$24.55	\$31.97	\$47.38	\$26,587	\$35,473	\$51,073	\$66,504	\$98,553	0.73
41-9011	Demonstrators and product promoters	#	#	\$13.92	\$28,955	6.66	\$10.93	\$12.29	\$13.73	\$15.18	\$18.03	\$22,732	\$25,554	\$28,559	\$31,579	\$37,506	#
41-9021	Real estate brokers	330	33.63	\$37.91	\$78,862	26.73	\$10.20	\$10.21	\$27.09	\$33.27	\$79.72	\$21,224	\$21,235	\$56,342	\$69,202	\$165,812	4.19
41-9022	Real estate sales agents	430	28.52	\$27.02	\$56,205	18.59	\$10.21	\$16.03	\$18.91	\$40.71	\$53.06	\$21,232	\$33,350	\$39,338	\$84,687	\$110,372	1.43
41-9031	Sales engineers	130	21.87	\$47.92	\$99,673	5.25	\$26.37	\$34.11	\$46.34	\$57.08	\$71.68	\$54,848	\$70,953	\$96,390	\$118,732	\$149,102	1.00
41-9041	Telemarketers	290	35.47	#	#	#	#	#	#	#	#	#	#	#	#	#	0.90
41-9099	Sales and related workers, all other	390	27.52	\$16.06	\$33,413	6.97	\$10.59	\$11.16	\$13.04	\$19.13	\$26.74	\$22,024	\$23,206	\$27,122	\$39,800	\$55,618	2.11
43-0000	Office and administrative support	42,580	3.04	\$17.80	\$37,026	1.33	\$10.92	\$12.61	\$16.54	\$21.30	\$27.37	\$22,705	\$26,235	\$34,411	\$44,303	\$56,939	1.00
43-1011	First-line supervisors of office and administrative support workers	2,260	7.03	\$25.98	\$54,031	1.93	\$14.08	\$18.68	\$25.23	\$31.70	\$38.42	\$29,277	\$38,857	\$52,476	\$65,938	\$79,910	0.79
43-2011	Switchboard operators, including answering service	60	18.03	\$13.66	\$28,405	5.71	\$10.69	\$11.40	\$13.07	\$14.84	\$18.11	\$22,230	\$23,720	\$27,194	\$30,859	\$37,675	0.41
43-3011	Bill and account collectors	150	13.63	\$18.79	\$39,085	6.15	\$12.72	\$13.83	\$16.58	\$22.70	\$29.27	\$26,460	\$28,765	\$34,489	\$47,217	\$60,876	0.31
43-3021	Billing and posting clerks and machine operators	940	12.54	\$17.18	\$35,735	4.25	\$10.21	\$13.27	\$16.43	\$19.84	\$25.00	\$21,234	\$27,607	\$34,171	\$41,262	\$52,005	1.03
43-3031	Bookkeeping, accounting, and auditing clerks	2,650	7.33	\$18.02	\$37,485	2.18	\$10.26	\$13.16	\$17.57	\$21.79	\$25.07	\$21,350	\$27,373	\$36,538	\$45,328	\$52,150	0.89
43-3041	Gaming cage workers	70	0.00	\$13.14	\$27,332	1.72	\$10.73	\$11.50	\$12.65	\$14.46	\$16.53	\$22,309	\$23,917	\$26,318	\$30,072	\$34,387	2.28
43-3051	Payroll and timekeeping clerks	200	11.27	\$20.89	\$43,458	3.28	\$13.74	\$16.22	\$19.90	\$25.08	\$29.42	\$28,587	\$33,743	\$41,397	\$52,176	\$61,204	0.70
43-3061	Procurement clerks	150	7.85	\$22.01	\$45,774	2.58	\$16.55	\$19.06	\$22.52	\$24.12	\$27.94	\$34,420	\$39,642	\$44,753	\$50,162	\$58,125	1.14
43-3071	Tellers	700	12.80	\$14.46	\$30,087	2.67	\$11.17	\$12.41	\$13.96	\$15.60	\$18.31	\$23,242	\$25,805	\$29,042	\$32,453	\$38,079	0.77
43-3099	Financial clerks, all other	210	14.76	\$22.12	\$46,007	2.74	\$15.34	\$18.67	\$21.91	\$24.82	\$29.45	\$31,912	\$38,830	\$45,571	\$51,628	\$61,266	3.43
43-4011	Brokerage clerks	#	#	\$25.48	\$53,005	3.07	\$18.85	\$21.54	\$25.40	\$29.21	\$32.78	\$39,206	\$44,797	\$52,828	\$60,750	\$68,177	#
43-4031	Court, municipal, and license clerks	520	0.66	\$19.91	\$41,414	2.30	\$15.39	\$17.30	\$19.51	\$22.55	\$25.80	\$32,002	\$35,994	\$40,586	\$46,907	\$53,667	1.90
43-4041	Credit authorizers, checkers, and clerks	50	29.36	\$19.72	\$41,009	7.07	\$13.99	\$16.38	\$18.25	\$21.03	\$30.02	\$29,093	\$34,072	\$37,958	\$43,736	\$62,444	0.87
43-4051	Customer service representatives	8,290	9.03	\$15.82	\$32,898	3.80	\$10.72	\$11.52	\$14.33	\$18.10	\$23.77	\$22,291	\$23,958	\$29,813	\$37,646	\$49,442	1.49
43-4061	Eligibility interviewers, government programs	200	1.50	\$18.44	\$38,353	4.57	\$15.26	\$16.14	\$17.51	\$20.09	\$24.12	\$31,743	\$33,573	\$36,413	\$41,792	\$50,162	0.74
43-4071	File clerks	260	19.10	\$14.99	\$31,188	3.10	\$11.44	\$12.80	\$14.69	\$17.11	\$18.90	\$23,796	\$26,623	\$30,551	\$35,579	\$39,319	1.22
43-4081	Hotel, motel, and resort desk clerks	590	31.60	\$12.13	\$25,225	2.20	\$10.24	\$10.71	\$11.49	\$12.72	\$15.13	\$21,307	\$22,280	\$23,902	\$26,455	\$31,466	1.16
43-4111	Interviewers, except eligibility and loan	620	4.57	\$15.61	\$32,468	7.94	\$10.20	\$10.21	\$14.25	\$19.86	\$23.81	\$21,222	\$21,231	\$29,645	\$41,309	\$49,526	1.65
43-4121	Library assistants, clerical	200	3.35	\$13.34	\$27,755	3.33	\$10.96	\$12.05	\$13.26	\$14.47	\$15.98	\$22,787	\$25,066	\$27,582	\$30,103	\$33,244	1.13
43-4131	Loan interviewers and clerks	300	13.79	\$21.02	\$43,731	2.57	\$15.64	\$17.83	\$20.89	\$23.56	\$27.92	\$32,524	\$37,077	\$43,447	\$49,011	\$58,077	0.68

Data unavailable

Occupational Code	Occupational Title	Employment Estimate	Employment Percentage Relative Standard Error	Average Hourly Wage	Average Annual Wage	Wage Percentage Relative Standard Error	10th Percentile (Hourly)	25th Percentile (Hourly)	50th Percentile (Hourly)	75th Percentile (Hourly)	90th Percentile (Hourly)	10th Percentile (Annual)	25th Percentile (Annual)	50th Percentile (Annual)	75th Percentile (Annual)	90th Percentile (Annual)	Location Quotients
43-4151	Order clerks	620	19.07	\$13.86	\$28,823	6.02	\$10.53	\$11.05	\$11.92	\$14.78	\$21.31	\$21,906	\$22,993	\$24,803	\$30,741	\$44,333	2.02
43-4161	Human resources assistants, except payroll and timekeeping	250	8.81	\$20.53	\$42,711	1.83	\$15.36	\$17.28	\$20.10	\$23.32	\$26.41	\$31,953	\$35,935	\$41,803	\$48,509	\$54,928	1.03
43-4171	Receptionists and information clerks	2,290	7.50	\$14.61	\$30,384	1.52	\$10.82	\$11.99	\$14.12	\$16.64	\$18.94	\$22,509	\$24,948	\$29,374	\$34,612	\$39,398	1.13
43-4181	Reservation and transportation ticket agents and travel clerks	60	16.61	\$13.57	\$28,232.00	\$6.46	\$10.60	\$11.18	\$12.69	\$15.10	\$18.64	\$22,044.00	\$23,254.00	\$26,389.00	\$31,404.00	\$38,773.00	0.22
43-4199	Information and record clerks, all other	1,400	6.14	\$19.58	\$40,724	1.93	\$13.17	\$15.81	\$19.21	\$22.92	\$26.12	\$27,401	\$32,889	\$39,964	\$47,679	\$54,336	4.65
43-5011	Cargo and freight agents	20	19.52	#	#	#	#	#	#	#	#	#	#	#	#	#	#
43-5021	Couriers and messengers	#	#	\$11.68	\$24,303	3.53	\$10.37	\$10.80	\$11.52	\$12.25	\$13.74	\$21,560	\$22,464	\$23,971	\$25,486	\$28,580	#
43-5031	Police, fire, and ambulance dispatchers	240	15.08	\$21.38	\$44,466	2.56	\$15.87	\$17.98	\$21.31	\$24.76	\$28.27	\$33,003	\$37,403	\$44,315	\$51,496	\$58,800	1.31
43-5032	Dispatchers, except police, fire, and ambulance	300	8.33	\$18.42	\$38,322	2.81	\$12.49	\$15.09	\$18.20	\$22.10	\$24.43	\$25,988	\$31,391	\$37,864	\$45,975	\$50,824	0.78
43-5051	Postal service clerks	100	0.00	\$25.19	\$52,394	\$3.17	\$20.44	\$21.02	\$28.89	\$28.90	\$29.48	\$42,511	\$43,728	\$60,094	\$60,106	\$61,327	0.68
43-5052	Postal service mail carriers	770	0.00	\$24.53	\$51,030	#	\$17.78	\$17.79	\$23.99	\$30.05	\$31.10	\$36,985	\$36,997	\$49,898	\$62,496	\$64,682	1.16
43-5053	Postal service mail sorters, processors, and processing machine operators	220	0.00	\$24.31	\$50,557	3.65	\$17.19	\$17.20	\$28.26	\$28.89	\$28.90	\$35,757	\$35,772	\$58,773	\$60,101	\$60,111	1.07
43-5061	Production, planning, and expediting clerks	330	9.26	\$24.20	\$50,333	3.92	\$13.88	\$17.53	\$22.57	\$29.48	\$36.15	\$28,867	\$36,456	\$46,948	\$61,327	\$75,188	0.49
43-5071	Shipping, receiving, and traffic clerks	810	19.93	\$16.08	\$33,438	2.28	\$10.58	\$11.96	\$15.39	\$18.69	\$22.94	\$22,013	\$24,876	\$32,018	\$38,878	\$47,709	0.63
43-5081	Stock clerks and order fillers	3,740	7.54	\$14.63	\$30,436	1.70	\$10.62	\$11.38	\$13.48	\$17.27	\$20.70	\$22,092	\$23,661	\$28,036	\$35,916	\$43,053	0.94
43-5111	Weighers, measurers, checkers, and samplers, recordkeeping	130	18.59	\$12.27	\$25,514	8.76	\$10.20	\$10.20	\$10.21	\$12.16	\$18.18	\$21,220	\$21,225	\$21,234	\$25,284	\$37,820	1.01
43-6011	Executive secretaries and executive administrative assistants	930	7.00	\$25.22	\$52,456	1.59	\$17.33	\$21.14	\$24.78	\$29.31	\$34.41	\$36,037	\$43,971	\$51,538	\$60,971	\$71,572	0.84
43-6012	Legal secretaries	#	#	\$19.70	\$40,966	12.25	\$12.48	\$14.13	\$17.25	\$24.18	\$29.47	\$25,956	\$29,386	\$35,872	\$50,292	\$61,308	#
43-6013	Medical secretaries	990	12.69	\$17.56	\$36,517	3.27	\$12.95	\$14.44	\$16.81	\$19.37	\$24.24	\$26,935	\$30,040	\$34,955	\$40,284	\$50,428	0.88
43-6014	Secretaries and administrative assistants, except legal, medical,	4,710	5.58	\$17.08	\$35,524	1.40	\$11.23	\$13.21	\$16.46	\$19.78	\$24.31	\$23,368	\$27,468	\$34,229	\$41,151	\$50,555	1.12
43-9011	Computer operators	#	#	\$25.03	\$52,055	3.46	\$20.45	\$22.43	\$25.06	\$27.97	\$29.49	\$42,533	\$46,644	\$52,135	\$58,178	\$61,335	#
43-9021	Data entry keyers	290	20.14	\$15.19	\$31,592	3.81	\$10.81	\$12.45	\$14.69	\$17.93	\$20.39	\$22,493	\$25,899	\$30,551	\$37,302	\$42,407	0.84
43-9041	Insurance claims and policy processing clerks	#	#	\$23.24	\$48,335	7.27	\$15.65	\$18.32	\$21.85	\$27.32	\$35.22	\$32,559	\$38,111	\$45,442	\$56,830	\$73,267	#
43-9051	Mail clerks and mail machine operators, except postal service	100	29.74	\$16.34	\$33,982	2.37	\$10.21	\$13.03	\$16.41	\$19.48	\$22.40	\$21,236	\$27,094	\$34,126	\$40,511	\$46,598	0.61
43-9061	Office clerks, general	4,350	5.52	\$18.82	\$39,143	1.78	\$11.27	\$13.97	\$18.08	\$22.62	\$28.02	\$23,450	\$29,066	\$37,614	\$47,041	\$58,291	0.75
43-9071	Office machine operators, except computer	50	32.48	\$14.39	\$29,928	3.80	\$11.19	\$12.62	\$13.89	\$15.21	\$19.35	\$23,278	\$26,254	\$28,898	\$31,628	\$40,249	0.50
43-9081	Proofreaders and copy markers	50	20.73	\$19.82	\$41,221	2.48	\$15.68	\$16.91	\$18.96	\$22.71	\$26.12	\$32,615	\$35,172	\$39,441	\$47,245	\$54,331	2.49
43-9199	Office and administrative support workers, all other	160	7.36	\$19.52	\$40,611	4.13	\$10.53	\$16.21	\$19.89	\$23.50	\$26.46	\$21,900	\$33,724	\$41,380	\$48,888	\$55,040	0.42
45-0000	Farming, fishing, and forestry	430	20.32	\$14.62	\$30,401	3.65	\$10.21	\$11.55	\$13.79	\$16.20	\$19.17	\$21,229	\$24,022	\$28,685	\$33,693	\$39,863	0.46
45-1011	First-line supervisors of farming, fishing, and forestry workers	10	12.25	\$28.24	\$58,746	4.35	\$17.17	\$20.05	\$31.61	\$35.69	\$38.11	\$35,713	\$41,699	\$65,742	\$74,230	\$79,272	#
45-2092	Farmworkers and laborers, crop, nursery, and greenhouse	310	18.27	\$15.12	\$31,446	2.91	\$11.67	\$12.92	\$14.40	\$16.83	\$19.08	\$24,282	\$26,868	\$29,962	\$35,014	\$39,682	0.56
45-2093	Farmworkers, farm, ranch, and aquacultural animals	#	#	\$10.48	\$21,805	3.23	\$10.20	\$10.20	\$10.21	\$10.21	\$10.95	\$21,218	\$21,222	\$21,228	\$21,234	\$22,768	#
47-0000	Construction and extraction	12,780	3.55	\$21.99	\$45,734	1.56	\$13.33	\$16.44	\$20.58	\$26.22	\$31.65	\$27,726	\$34,197	\$42,806	\$54,537	\$65,836	1.10
47-1011	First-line supervisors of construction trades and extraction work	1,420	7.75	\$31.13	\$64,748	3.04	\$20.30	\$24.20	\$29.12	\$36.91	\$46.39	\$42,227	\$50,342	\$60,567	\$76,783	\$96,491	1.22
47-2021	Brickmasons and blockmasons	#	#	\$27.66	\$57,524	3.67	\$25.28	\$26.25	\$27.85	\$29.46	\$30.44	\$52,586	\$54,601	\$57,938	\$61,276	\$63,323	#
47-2031	Carpenters	1,700	10.53	\$21.67	\$45,079	5.42	\$13.26	\$16.49	\$20.13	\$26.12	\$30.00	\$27,582	\$34,290	\$41,867	\$54,325	\$62,402	1.22
47-2042	Floor layers, except carpet, wood, and hard tiles	#	#	\$18.83	\$39,169	12.76	\$12.14	\$13.28	\$15.85	\$22.21	\$31.01	\$25,255	\$27,617	\$32,958	\$46,189	\$64,507	#
47-2044	Tile and marble setters	#	#	\$17.93	\$37,289	11.37	\$10.20	\$12.91	\$18.21	\$22.69	\$25.08	\$21,225	\$26,856	\$37,885	\$47,198	\$52,157	#
47-2051	Cement masons and concrete finishers	750	25.84	\$20.25	\$42,123	3.16	\$15.51	\$17.55	\$20.32	\$23.07	\$25.17	\$32,266	\$36,508	\$42,256	\$47,995	\$52,352	2.07
47-2061	Construction laborers	1,760	9.84	\$16.50	\$34,310	2.42	\$11.28	\$13.28	\$16.10	\$18.93	\$22.78	\$23,468	\$27,618	\$33,498	\$39,381	\$47,380	0.91
47-2071	Paving, surfacing, and tamping equipment operators	#	#	\$21.86	\$45,462	11.72	\$11.95	\$16.18	\$23.11	\$27.75	\$30.00	\$24,856	\$33,660	\$48,077	\$57,715	\$62,400	#
47-2073	Operating engineers and other construction equipment operators	1,060	13.48	\$21.91	\$45,578	1.94	\$16.33	\$19.18	\$21.90	\$24.49	\$28.51	\$33,976	\$39,893	\$45,561	\$50,932	\$59,304	1.43
47-2081	Drywall and ceiling tile installers	410	26.46	\$20.62	\$42,885	3.49	\$15.45	\$17.48	\$20.29	\$23.17	\$25.18	\$32,135	\$36,350	\$42,193	\$48,199	\$52,380	2.08
47-2111	Electricians	1,440	15.13	\$24.81	\$51,602	3.48	\$14.68	\$17.88	\$24.50	\$29.96	\$36.59	\$30,533	\$37,189	\$50,969	\$62,321	\$76,101	1.13
47-2121	Glaziers	160	37.27	\$21.83	\$45,404	7.75	\$13.39	\$15.67	\$19.36	\$26.67	\$31.15	\$27,843	\$32,591	\$40,265	\$55,465	\$64,791	1.63

Data unavailable

Occupational Code	Occupational Title	Employment Estimate	Employment Percentage Relative Standard Error	Average Hourly Wage	Average Annual Wage	Wage Percentage Relative Standard Error	10th Percentile (Hourly)	25th Percentile (Hourly)	50th Percentile (Hourly)	75th Percentile (Hourly)	90th Percentile (Hourly)	10th Percentile (Annual)	25th Percentile (Annual)	50th Percentile (Annual)	75th Percentile (Annual)	90th Percentile (Annual)	Location Quotients
47-2141	Painters, construction and maintenance	550	21.54	\$18.17	\$37,790	3.44	\$13.97	\$16.18	\$18.08	\$20.43	\$23.25	\$29,064	\$33,647	\$37,600	\$42,487	\$48,361	1.24
47-2151	Pipelayers	#	#	\$23.42	\$48,713	9.59	\$15.35	\$17.41	\$21.36	\$29.44	\$35.92	\$31,926	\$36,218	\$44,429	\$61,241	\$74,704	#
47-2152	Plumbers, pipefitters, and steamfitters	1,140	13.14	\$21.75	\$45,242	3.67	\$12.86	\$16.60	\$21.12	\$26.61	\$30.34	\$26,747	\$34,530	\$43,938	\$55,352	\$63,102	1.34
47-2171	Reinforcing iron and rebar workers	110	45.23	\$22.21	\$46,187	15.02	\$15.23	\$16.92	\$20.65	\$26.61	\$30.57	\$31,673	\$35,188	\$42,958	\$55,355	\$63,578	3.09
47-2181	Roofers	320	16.64	\$16.42	\$34,144	5.68	\$11.97	\$13.51	\$15.35	\$18.74	\$23.01	\$24,898	\$28,105	\$31,932	\$38,972	\$47,863	1.29
47-2211	Sheet metal workers	250	27.41	\$18.68	\$38,862	4.29	\$10.87	\$11.85	\$16.70	\$23.40	\$31.76	\$22,609	\$24,658	\$34,732	\$48,673	\$66,054	0.99
47-3012	Helpers--carpenters	#	#	\$15.65	\$32,548	7.91	\$12.67	\$13.75	\$16.00	\$17.81	\$18.92	\$26,349	\$28,603	\$33,274	\$37,041	\$39,351	#
47-3015	Helpers--pipelayers, plumbers, pipefitters, and steamfitters	#	#	\$14.53	\$30,221	5.76	\$12.55	\$13.10	\$14.03	\$14.96	\$16.59	\$26,101	\$27,256	\$29,182	\$31,109	\$34,507	#
47-4011	Construction and building inspectors	230	10.13	\$31.51	\$65,544	2.73	\$24.39	\$27.15	\$31.58	\$36.33	\$39.22	\$50,725	\$56,472	\$65,677	\$75,567	\$81,574	1.11
47-4041	Hazardous materials removal workers	20	44.80	\$18.28	\$38,015	9.78	\$13.19	\$14.87	\$18.13	\$21.65	\$24.17	\$27,433	\$30,927	\$37,720	\$45,034	\$50,269	#
47-4051	Highway maintenance workers	300	7.57	\$20.01	\$41,613	1.66	\$15.94	\$17.34	\$19.73	\$22.84	\$24.71	\$33,155	\$36,068	\$41,031	\$47,497	\$51,388	1.04
47-4071	Septic tank servicers and sewer pipe cleaners	50	32.87	\$19.42	\$40,397	6.90	\$15.47	\$16.53	\$18.29	\$21.09	\$24.25	\$32,170	\$34,375	\$38,051	\$43,869	\$50,440	1.00
47-4090	Miscellaneous construction and related workers	20	47.35	\$25.88	\$53,835	24.66	\$12.91	\$14.55	\$19.95	\$29.20	\$56.02	\$26,851	\$30,262	\$41,497	\$60,744	\$116,516	#
47-5021	Earth drillers, except oil and gas	60	20.73	#	#	#	#	#	#	#	#	#	#	#	#	#	1.66
49-0000	Installation, maintenance, and repair	9,670	4.33	\$23.09	\$48,037	2.00	\$12.18	\$15.99	\$21.70	\$28.88	\$36.64	\$25,344	\$33,249	\$45,135	\$60,075	\$76,211	0.89
49-1011	First-line supervisors of mechanics, installers, and repairers	810	7.33	\$33.03	\$68,708	2.93	\$20.52	\$25.94	\$32.55	\$39.02	\$47.24	\$42,681	\$53,956	\$67,698	\$81,160	\$98,262	0.88
49-2011	Computer, automated teller, and office machine repairers	120	39.87	\$21.35	\$44,402	7.82	\$15.36	\$17.11	\$20.40	\$24.14	\$31.10	\$31,957	\$35,598	\$42,427	\$50,201	\$64,682	0.58
49-2022	Telecommunications equipment installers and repairers, except line installers	350	28.84	\$27.50	\$57,203	8.89	\$14.16	\$20.59	\$28.54	\$35.12	\$38.26	\$29,450	\$42,832	\$59,364	\$73,050	\$79,587	0.78
49-2092	Electric motor, power tool, and related repairers	90	44.82	\$22.78	\$47,382	3.13	\$14.71	\$19.06	\$21.91	\$25.71	\$33.54	\$30,595	\$39,643	\$45,573	\$53,482	\$69,767	2.91
49-2094	Electrical and electronics repairers, commercial and industrial equipment	260	34.07	\$26.28	\$54,668	5.86	\$15.73	\$17.42	\$26.01	\$34.01	\$39.71	\$32,727	\$36,227	\$54,092	\$70,735	\$82,591	2.23
49-2096	Electronic equipment installers and repairers, motor vehicles	#	#	\$17.03	\$35,427	3.28	\$11.08	\$15.48	\$17.50	\$19.63	\$22.84	\$23,047	\$32,188	\$36,406	\$40,821	\$47,511	#
49-2098	Security and fire alarm systems installers	#	#	\$27.96	\$58,151	13.09	\$16.17	\$24.04	\$28.67	\$34.19	\$37.77	\$33,637	\$49,999	\$59,625	\$71,114	\$78,553	#
49-3011	Aircraft mechanics and service technicians	280	12.15	\$29.60	\$61,578	4.13	\$20.09	\$23.70	\$29.36	\$34.07	\$39.13	\$41,791	\$49,292	\$61,059	\$70,857	\$81,383	1.09
49-3021	Automotive body and related repairers	350	14.78	\$22.72	\$47,257	7.29	\$10.73	\$17.11	\$21.57	\$26.21	\$36.16	\$22,320	\$35,581	\$44,857	\$54,527	\$75,220	1.28
49-3023	Automotive service technicians and mechanics	1,330	8.84	\$23.63	\$49,156	4.28	\$11.41	\$17.17	\$24.13	\$28.94	\$34.85	\$23,729	\$35,718	\$50,186	\$60,204	\$72,491	1.06
49-3031	Bus and truck mechanics and diesel engine specialists	340	15.66	\$22.29	\$46,355	3.18	\$15.52	\$18.78	\$21.91	\$25.78	\$29.73	\$32,273	\$39,062	\$45,579	\$53,620	\$61,832	0.66
49-3042	Mobile heavy equipment mechanics, except engines	240	18.04	\$26.58	\$55,280	3.42	\$18.77	\$21.45	\$25.51	\$32.48	\$36.93	\$39,033	\$44,618	\$53,054	\$67,552	\$76,813	0.89
49-3052	Motorcycle mechanics	80	43.13	\$16.00	\$33,271	5.49	\$11.02	\$12.94	\$15.68	\$18.06	\$21.32	\$22,929	\$26,915	\$32,607	\$37,560	\$44,339	2.88
49-3053	Outdoor power equipment and other small engine mechanics	70	32.40	\$20.42	\$42,470	8.61	\$13.03	\$16.45	\$19.17	\$24.45	\$29.04	\$27,096	\$34,219	\$39,878	\$50,847	\$60,405	1.08
49-3092	Recreational vehicle service technicians	30	30.78	\$18.04	\$37,515	3.55	\$13.63	\$15.67	\$17.62	\$19.81	\$23.93	\$28,352	\$32,596	\$36,650	\$41,200	\$49,769	1.06
49-3093	Tire repairers and changers	350	19.48	\$14.31	\$29,762	3.79	\$11.78	\$12.59	\$14.02	\$16.05	\$17.97	\$24,500	\$26,189	\$29,158	\$33,378	\$37,384	1.61
49-9012	Control and valve installers and repairers, except mechanical door	100	25.11	\$33.37	\$69,418	4.35	\$21.93	\$27.18	\$34.65	\$39.24	\$43.62	\$45,606	\$56,535	\$72,076	\$81,621	\$90,734	0.99
49-9021	Heating, air conditioning, and refrigeration mechanics and installers	630	30.15	\$22.84	\$47,511	1.82	\$15.52	\$18.43	\$22.73	\$27.26	\$30.33	\$32,274	\$38,335	\$47,272	\$56,701	\$63,092	1.00
49-9031	Home appliance repairers	#	#	\$14.90	\$30,982	2.66	\$10.49	\$11.14	\$12.24	\$14.71	\$27.60	\$21,812	\$23,177	\$25,469	\$30,587	\$57,403	#
49-9041	Industrial machinery mechanics	400	7.14	\$28.05	\$58,348	3.45	\$17.36	\$21.66	\$27.31	\$34.35	\$39.78	\$36,105	\$45,052	\$56,802	\$71,439	\$82,746	0.57
49-9043	Maintenance workers, machinery	#	#	\$17.33	\$36,040	4.08	\$14.73	\$15.86	\$17.21	\$18.56	\$20.77	\$30,634	\$32,986	\$35,794	\$38,603	\$43,196	#
49-9051	Electrical power-line installers and repairers	190	35.31	\$34.52	\$71,809	9.50	\$17.71	\$25.33	\$36.80	\$44.30	\$48.60	\$36,847	\$52,697	\$76,554	\$92,154	\$101,091	0.85
49-9052	Telecommunications line installers and repairers	200	38.03	\$23.80	\$49,504	4.80	\$16.62	\$18.73	\$22.89	\$28.35	\$34.21	\$34,573	\$38,964	\$47,607	\$58,962	\$71,147	0.89
49-9062	Medical equipment repairers	160	37.46	\$25.77	\$53,605	4.93	\$19.59	\$21.29	\$23.91	\$30.75	\$36.34	\$40,746	\$44,285	\$49,726	\$63,969	\$75,593	1.77
49-9071	Maintenance and repair workers, general	2,150	6.70	\$18.30	\$38,058	1.70	\$11.05	\$13.18	\$17.12	\$22.13	\$27.57	\$22,993	\$27,408	\$35,607	\$46,023	\$57,338	0.80
49-9091	Coin, vending, and amusement machine servicers and repairers	50	4.22	\$21.17	\$44,038	7.03	\$12.85	\$14.47	\$18.89	\$24.21	\$35.03	\$26,727	\$30,106	\$39,296	\$50,355	\$72,860	0.85
49-9094	Locksmiths and safe repairers	#	#	\$19.21	\$39,957	8.81	\$11.47	\$16.23	\$20.18	\$22.82	\$24.39	\$23,861	\$33,763	\$41,976	\$47,470	\$50,723	#
49-9098	Helpers--installation, maintenance, and repair workers	80	38.50	\$15.09	\$31,383	7.27	\$10.21	\$11.19	\$14.07	\$17.33	\$22.33	\$21,233	\$23,285	\$29,260	\$36,054	\$46,439	0.39
49-9099	Installation, maintenance, and repair workers, all other	300	21.97	\$17.62	\$36,642	4.59	\$10.63	\$12.82	\$16.72	\$20.60	\$25.51	\$22,119	\$26,662	\$34,772	\$42,843	\$53,058	0.98
51-0000	Production	7,810	5.28	\$18.86	\$39,238	2.58	\$10.84	\$12.26	\$16.09	\$22.21	\$30.50	\$22,557	\$25,509	\$33,468	\$46,194	\$63,437	0.44

Data unavailable

Occupational Code	Occupational Title	Employment Estimate	Employment Percentage Relative Standard Error	Average Hourly Wage	Average Annual Wage	Wage Percentage Relative Standard Error	10th Percentile (Hourly)	25th Percentile (Hourly)	50th Percentile (Hourly)	75th Percentile (Hourly)	90th Percentile (Hourly)	10th Percentile (Annual)	25th Percentile (Annual)	50th Percentile (Annual)	75th Percentile (Annual)	90th Percentile (Annual)	Location Quotients
51-1011	First-line supervisors of production and operating workers	530	8.10	\$35.32	\$73,465	3.51	\$18.91	\$23.55	\$32.47	\$40.84	\$57.82	\$39,342	\$48,985	\$67,547	\$84,944	\$120,268	0.44
51-2028	Electrical, electronic, and electromechanical assemblers, except coil winders, tapers, and finishers	560	38.79	\$15.30	\$31,827	3.08	\$11.10	\$12.46	\$14.74	\$17.67	\$19.48	\$23,083	\$25,925	\$30,652	\$36,749	\$40,519	1.05
51-2041	Structural metal fabricators and fitters	30	21.46	\$21.93	\$45,613	2.98	\$14.97	\$17.81	\$21.33	\$24.68	\$31.16	\$31,146	\$37,054	\$44,372	\$51,337	\$64,823	0.24
51-2098	Assemblers and fabricators, all other, including team assemblers	330	12.40	\$16.79	\$34,919	3.71	\$11.50	\$13.11	\$15.44	\$18.97	\$24.09	\$23,923	\$27,261	\$32,122	\$39,456	\$50,106	0.13
51-3011	Bakers	480	20.76	\$12.89	\$26,812	2.55	\$10.21	\$10.72	\$11.56	\$13.99	\$18.34	\$21,238	\$22,287	\$24,036	\$29,100	\$38,147	1.37
51-3021	Butchers and meat cutters	230	27.11	\$17.03	\$35,424	3.11	\$12.18	\$14.30	\$16.75	\$19.53	\$23.03	\$25,337	\$29,737	\$34,841	\$40,627	\$47,911	0.88
51-3092	Food batchmakers	60	33.87	\$15.49	\$32,214	7.47	\$10.86	\$11.92	\$15.22	\$18.61	\$21.48	\$22,590	\$24,786	\$31,662	\$38,706	\$44,687	0.18
51-3099	Food processing workers, all other	80	10.43	\$13.36	\$27,779	4.09	\$10.21	\$10.73	\$12.54	\$15.94	\$18.13	\$21,230	\$22,324	\$26,089	\$33,152	\$37,705	0.93
51-4031	Cutting, punching, and press machine setters, operators, and tenders, metal and plastic	#	#	\$16.35	\$34,003	4.86	\$11.35	\$12.88	\$15.74	\$19.71	\$23.01	\$23,598	\$26,792	\$32,749	\$41,007	\$47,871	#
51-4033	Grinding, lapping, polishing, and buffing machine tool setters, operators, and tenders, metal and plastic	40	36.23	\$15.18	\$31,571	6.42	\$10.20	\$12.37	\$14.53	\$17.62	\$21.73	\$21,226	\$25,729	\$30,214	\$36,648	\$45,193	0.32
51-4041	Machinists	290	12.10	\$20.55	\$42,737	6.00	\$11.18	\$15.80	\$20.19	\$25.10	\$29.80	\$23,251	\$32,869	\$42,004	\$52,201	\$61,992	0.39
51-4072	Molding, coremaking, and casting machine setters, operators, and tenders, metal and plastic	140	28.05	\$17.88	\$37,201	3.16	\$11.27	\$12.66	\$14.85	\$22.85	\$28.56	\$23,443	\$26,337	\$30,897	\$47,524	\$59,400	0.45
51-4081	Multiple machine tool setters, operators, and tenders, metal and plastic	200	12.85	\$16.32	\$33,955	3.93	\$11.93	\$13.28	\$15.21	\$18.28	\$21.91	\$24,814	\$27,628	\$31,627	\$38,031	\$45,579	0.76
51-4111	Tool and die makers	60	49.69	\$23.79	\$49,483	6.14	\$14.14	\$17.85	\$25.12	\$29.22	\$32.84	\$29,418	\$37,138	\$52,254	\$60,785	\$68,314	0.44
51-4121	Welders, cutters, solderers, and brazers	260	10.82	\$20.49	\$42,629	3.65	\$13.42	\$16.40	\$19.01	\$24.05	\$30.02	\$27,915	\$34,104	\$39,532	\$50,027	\$62,445	0.34
51-4193	Plating and coating machine setters, operators, and tenders, metal and plastic	80	15.88	\$18.33	\$38,123	3.71	\$12.77	\$14.15	\$17.23	\$20.02	\$27.14	\$26,560	\$29,439	\$35,840	\$41,633	\$56,453	1.09
51-5111	Prepress technicians and workers	20	27.51	\$19.53	\$40,622	6.49	\$12.85	\$17.34	\$20.96	\$22.90	\$24.07	\$26,733	\$36,066	\$43,595	\$47,636	\$50,060	#
51-5112	Printing press operators	210	18.68	\$17.40	\$36,187	3.61	\$11.67	\$13.40	\$16.28	\$20.43	\$25.55	\$24,278	\$27,881	\$33,869	\$42,498	\$53,153	0.62
51-6011	Laundry and dry-cleaning workers	440	29.00	\$11.37	\$23,650	1.71	\$10.21	\$10.55	\$11.17	\$11.79	\$12.87	\$21,235	\$21,949	\$23,228	\$24,533	\$26,777	1.07
51-6031	Sewing machine operators	120	16.49	\$13.75	\$28,608	4.99	\$10.23	\$11.30	\$13.45	\$15.84	\$18.28	\$21,280	\$23,496	\$27,969	\$32,938	\$38,019	0.46
51-6093	Upholsterers	#	#	\$18.48	\$38,431	4.30	\$15.96	\$16.71	\$17.96	\$19.26	\$23.26	\$33,187	\$34,751	\$37,357	\$40,052	\$48,379	#
51-7011	Cabinetmakers and bench carpenters	220	24.49	\$18.15	\$37,747	5.45	\$12.33	\$14.27	\$17.22	\$22.11	\$26.21	\$25,651	\$29,691	\$35,828	\$45,997	\$54,512	1.11
51-7042	Woodworking machine setters, operators, and tenders, except sawing	30	33.96	\$19.17	\$39,866	9.47	\$12.97	\$14.66	\$20.33	\$22.86	\$24.83	\$26,979	\$30,483	\$42,281	\$47,550	\$51,649	0.20
51-8021	Stationary engineers and boiler operators	70	21.91	\$24.73	\$51,438	5.68	\$13.95	\$19.59	\$26.07	\$29.28	\$32.25	\$29,020	\$40,751	\$54,231	\$60,900	\$67,078	1.20
51-8031	Water and wastewater treatment plant and system operators	190	15.52	\$27.30	\$56,785	4.53	\$17.23	\$22.07	\$27.58	\$33.35	\$38.13	\$35,832	\$45,913	\$57,357	\$69,361	\$79,317	0.79
51-8099	Plant and system operators, all other	120	15.01	\$26.62	\$55,367	2.94	\$17.06	\$20.98	\$26.14	\$30.85	\$38.54	\$35,478	\$43,637	\$54,378	\$64,163	\$80,164	5.09
51-9012	Separating, filtering, clarifying, precipitating, and still machine setters, operators, and tenders	60	48.06	\$19.37	\$40,288	8.73	\$12.43	\$13.62	\$16.18	\$21.74	\$35.03	\$25,865	\$28,336	\$33,651	\$45,220	\$72,858	0.58
51-9021	Crushing, grinding, and polishing machine setters, operators, and tenders	#	#	\$23.77	\$49,441	18.93	\$15.31	\$16.99	\$20.64	\$33.59	\$38.31	\$31,849	\$35,334	\$42,938	\$69,861	\$79,695	#
51-9022	Grinding and polishing workers, hand	20	44.48	\$15.78	\$32,819	14.03	\$12.00	\$12.72	\$13.87	\$16.24	\$27.15	\$24,969	\$26,454	\$28,840	\$33,771	\$56,470	#
51-9032	Cutting and slicing machine setters, operators, and tenders	50	38.21	\$17.82	\$37,069	3.59	\$13.20	\$15.14	\$17.36	\$19.55	\$24.42	\$27,456	\$31,491	\$36,099	\$40,655	\$50,788	0.45
51-9061	Inspectors, testers, sorters, samplers, and weighers	410	8.48	\$21.06	\$43,813	3.59	\$12.58	\$14.77	\$18.91	\$25.47	\$33.90	\$26,174	\$30,730	\$39,331	\$52,984	\$70,502	0.37
51-9081	Dental laboratory technicians	80	15.09	\$24.60	\$51,166	7.13	\$15.67	\$19.29	\$25.89	\$29.90	\$31.96	\$32,593	\$40,125	\$53,859	\$62,196	\$66,469	1.27
51-9083	Ophthalmic laboratory technicians	50	34.12	\$15.86	\$32,984	5.09	\$12.34	\$13.14	\$14.49	\$19.29	\$22.24	\$25,659	\$27,341	\$30,144	\$40,114	\$46,262	0.93
51-9111	Packaging and filling machine operators and tenders	#	#	\$14.42	\$29,993	2.99	\$10.92	\$11.98	\$13.56	\$15.70	\$18.77	\$22,713	\$24,926	\$28,196	\$32,666	\$39,041	#
51-9121	Coating, painting, and spraying machine setters, operators, and tenders	40	13.69	\$17.59	\$36,585	2.09	\$13.91	\$15.51	\$17.40	\$19.44	\$22.70	\$28,928	\$32,267	\$36,184	\$40,443	\$47,224	0.22
51-9122	Painters, transportation equipment	150	16.04	\$32.90	\$68,435	19.79	\$10.77	\$16.34	\$21.14	\$35.54	\$63.23	\$22,400	\$33,994	\$43,963	\$73,920	\$131,513	1.35
51-9141	Semiconductor processors	580	12.02	\$13.26	\$27,575	4.50	\$10.48	\$10.89	\$11.58	\$14.67	\$18.53	\$21,806	\$22,659	\$24,081	\$30,522	\$38,534	11.70
51-9198	Helpers--production workers	70	23.59	\$12.82	\$26,672	2.80	\$10.21	\$10.93	\$12.56	\$14.16	\$15.27	\$21,230	\$22,732	\$26,117	\$29,446	\$31,764	0.10
51-9199	Production workers, all other	90	29.15	\$15.61	\$32,465	3.24	\$12.03	\$13.28	\$15.01	\$17.82	\$20.53	\$25,012	\$27,622	\$31,230	\$37,072	\$42,699	0.20
53-0000	Transportation and material moving	13,120	5.74	\$16.67	\$34,665	3.08	\$10.21	\$11.07	\$14.20	\$19.31	\$25.99	\$21,231	\$23,030	\$29,527	\$40,166	\$54,063	0.66
53-1048	First-line supervisors of transportation and material moving workers, except aircraft cargo handling supervisors	480	9.46	\$26.07	\$54,231	2.35	\$16.29	\$19.16	\$25.28	\$30.96	\$38.20	\$33,878	\$39,851	\$52,579	\$64,401	\$79,456	0.60
53-2011	Airline pilots, copilots, and flight engineers	150	14.86	#	#	#	#	#	#	#	#	#	#	#	#	#	0.92

Data unavailable

Occupational Code	Occupational Title	Employment Estimate	Employment Percentage Relative Standard Error	Average Hourly Wage	Average Annual Wage	Wage Percentage Relative Standard Error	10th Percentile (Hourly)	25th Percentile (Hourly)	50th Percentile (Hourly)	75th Percentile (Hourly)	90th Percentile (Hourly)	10th Percentile (Annual)	25th Percentile (Annual)	50th Percentile (Annual)	75th Percentile (Annual)	90th Percentile (Annual)	Location Quotients
53-2012	Commercial pilots	30	29.14	#	\$80,086	9.25	#	#	#	#	#	\$55,880	\$62,818	\$71,976	\$82,281	\$130,593	0.47
53-2022	Airfield operations specialists	#	#	\$26.95	\$56,046	3.93	\$22.11	\$24.89	\$27.15	\$29.77	\$31.95	\$45,986	\$51,780	\$56,479	\$61,917	\$66,457	#
53-3021	Bus drivers, transit and intercity	270	42.33	\$16.05	\$33,384	2.89	\$13.05	\$14.33	\$16.27	\$18.00	\$19.04	\$27,152	\$29,816	\$33,843	\$37,442	\$39,600	0.80
53-3022	Bus drivers, school or special client	880	5.74	\$15.00	\$31,206	1.57	\$12.29	\$13.22	\$14.65	\$16.70	\$18.66	\$25,572	\$27,501	\$30,464	\$34,744	\$38,805	0.90
53-3031	Driver/sales workers	2,380	23.08	\$12.19	\$25,363	5.14	\$10.20	\$10.21	\$10.25	\$11.48	\$19.58	\$21,220	\$21,227	\$21,327	\$23,875	\$40,726	2.96
53-3032	Heavy and tractor-trailer truck drivers	1,940	11.27	\$21.93	\$45,611	4.68	\$14.23	\$17.36	\$21.15	\$25.89	\$30.72	\$29,599	\$36,109	\$43,986	\$53,847	\$63,901	0.56
53-3033	Light truck or delivery services drivers	1,580	10.68	\$16.56	\$34,449	8.08	\$10.31	\$11.22	\$13.86	\$18.56	\$28.35	\$21,437	\$23,335	\$28,829	\$38,607	\$58,967	0.89
53-3041	Taxi drivers and chauffeurs	320	9.74	\$12.20	\$25,379	2.43	\$10.37	\$10.82	\$11.57	\$13.04	\$15.04	\$21,572	\$22,504	\$24,057	\$27,127	\$31,274	0.78
53-3099	Motor vehicle operators, all other	360	8.55	\$13.79	\$28,692	7.05	\$10.21	\$10.72	\$11.88	\$15.19	\$21.04	\$21,231	\$22,290	\$24,703	\$31,593	\$43,757	3.26
53-6021	Parking lot attendants	140	27.26	\$13.08	\$27,204	6.77	\$10.20	\$10.21	\$12.50	\$14.66	\$17.88	\$21,222	\$21,232	\$25,998	\$30,488	\$37,193	0.49
53-6031	Automotive and watercraft service attendants	380	10.17	\$13.34	\$27,743	2.84	\$10.21	\$10.85	\$12.29	\$14.63	\$17.99	\$21,231	\$22,565	\$25,572	\$30,432	\$37,417	1.72
53-6051	Transportation inspectors	20	4.75	\$29.97	\$62,337	7.76	\$21.04	\$22.02	\$29.14	\$34.56	\$40.47	\$43,758	\$45,799	\$60,618	\$71,883	\$84,185	#
53-7021	Crane and tower operators	20	36.28	\$33.57	\$69,830	5.23	\$23.95	\$26.98	\$33.32	\$40.27	\$45.24	\$49,817	\$56,129	\$69,308	\$83,753	\$94,102	#
53-7032	Excavating and loading machine and dragline operators	30	11.91	#	#	#	#	#	#	#	#	#	#	#	#	#	0.34
53-7051	Industrial truck and tractor operators	530	15.65	\$16.76	\$34,867	2.02	\$11.52	\$13.41	\$16.31	\$19.39	\$23.09	\$23,955	\$27,903	\$33,924	\$40,322	\$48,019	0.46
53-7061	Cleaners of vehicles and equipment	470	21.55	\$12.04	\$25,053	3.45	\$10.20	\$10.21	\$11.19	\$12.65	\$15.70	\$21,223	\$21,233	\$23,284	\$26,320	\$32,651	0.63
53-7062	Laborers and freight, stock, and material movers, hand	1,960	18.70	\$14.84	\$30,857	2.63	\$10.57	\$11.64	\$14.00	\$17.30	\$20.43	\$21,979	\$24,215	\$29,129	\$35,979	\$42,502	0.35
53-7064	Packers and packagers, hand	550	9.11	\$12.38	\$25,756	3.64	\$10.20	\$10.24	\$11.44	\$13.73	\$15.65	\$21,225	\$21,299	\$23,791	\$28,553	\$32,558	0.42
53-7081	Refuse and recyclable material collectors	350	23.34	\$17.47	\$36,331	6.69	\$11.31	\$14.68	\$17.41	\$20.82	\$23.98	\$23,533	\$30,533	\$36,213	\$43,302	\$49,889	1.51

Occupational Code	Occupational Title	Employment Estimate	Employment Percentage Relative Standard Error	Average Hourly Wage	Average Annual Wage	Wage Percentage Relative Standard Error	10th Percentile (Hourly)	25th Percentile (Hourly)	50th Percentile (Hourly)	75th Percentile (Hourly)	90th Percentile (Hourly)	10th Percentile (Annual)	25th Percentile (Annual)	50th Percentile (Annual)	75th Percentile (Annual)	90th Percentile (Annual)	Location Quotients
00-0000	Total all occupations	1,478,110	0.41	\$28.57	\$59,435	0.85	\$10.97	\$14.08	\$21.84	\$35.24	\$54.02	\$22,816	\$29,293	\$45,425	\$73,304	\$112,356	1.00
11-0000	Management	70,680	1.64	\$67.98	\$141,402	1.00	\$28.77	\$42.09	\$61.08	\$83.84	#	\$59,847	\$87,556	\$127,053	\$174,389	#	0.91
11-1011	Chief executives	250	9.46	\$113.32	\$235,711	6.83	\$52.64	\$79.63	#	#	#	\$109,501	\$165,627	#	#	#	0.13
11-1021	General and operations managers	22,940	2.86	\$69.04	\$143,601	1.65	\$23.62	\$35.72	\$57.59	\$91.62	#	\$49,130	\$74,304	\$119,791	\$190,575	#	0.98
11-1031	Legislators	200	13.91	#	\$61,874	7.78	#	#	#	#	#	\$21,225	\$21,774	\$45,088	\$89,422	\$114,085.00	0.40
11-2011	Advertising and promotions managers	290	33.87	\$55.94	\$116,361	4.51	\$28.80	\$48.84	\$58.40	\$65.20	\$75.59	\$59,896	\$101,585	\$121,469	\$135,616	\$157,233	1.14
11-2021	Marketing managers	2,720	8.45	\$82.07	\$170,707	3.01	\$49.50	\$59.46	\$82.07	\$95.38	#	\$102,955	\$123,675	\$163,520	\$198,397	#	1.11
11-2022	Sales managers	3,760	6.75	\$77.70	\$161,625	2.73	\$40.17	\$55.20	\$70.70	\$92.69	#	\$83,549	\$114,812	\$147,058	\$192,803	#	0.97
11-2031	Public relations and fundraising managers	840	6.24	\$66.47	\$138,266	2.56	\$37.78	\$47.06	\$63.07	\$78.95	\$97.87	\$78,584	\$97,889	\$131,191	\$164,212	\$203,564	1.14
11-3011	Administrative services managers	1,500	4.69	\$61.26	\$127,425	2.58	\$31.75	\$43.89	\$57.50	\$74.34	\$93.71	\$66,042	\$91,298	\$119,608	\$154,619	\$194,908	0.52
11-3021	Computer and information systems managers	5,350	4.87	\$80.96	\$168,401	3.54	\$49.74	\$62.91	\$75.02	\$93.65	#	\$103,468	\$130,858	\$156,044	\$194,790	#	1.34
11-3031	Financial managers	5,310	4.67	\$83.16	\$172,970	2.18	\$44.83	\$58.03	\$74.20	\$97.99	#	\$93,245	\$120,708	\$154,331	\$203,811	#	0.85
11-3051	Industrial production managers	610	7.49	\$58.83	\$122,373	3.77	\$29.40	\$38.88	\$50.94	\$70.99	\$96.11	\$61,155	\$80,877	\$105,962	\$147,652	\$199,912	0.33
11-3061	Purchasing managers	550	6.39	\$70.54	\$146,716	2.54	\$43.59	\$55.29	\$65.66	\$78.94	\$99.18	\$90,662	\$115,006	\$136,568	\$164,202	\$206,299	0.77
11-3071	Transportation, storage, and distribution managers	760	6.68	\$61.67	\$128,266	5.49	\$35.82	\$43.45	\$54.84	\$72.34	\$96.01	\$74,506	\$90,386	\$114,057	\$150,470	\$199,700	0.59
11-3111	Compensation and benefits managers	120	8.43	\$76.83	\$159,803	3.15	\$46.63	\$60.55	\$74.84	\$90.71	#	\$96,987	\$125,949	\$155,659	\$188,670	#	0.77
11-3121	Human resources managers	1,220	4.21	\$73.10	\$152,040	2.69	\$42.63	\$53.37	\$66.49	\$84.21	#	\$88,679	\$111,018	\$138,299	\$175,150	#	0.83
11-3131	Training and development managers	350	16.46	\$58.38	\$121,437	5.49	\$30.87	\$42.51	\$53.84	\$70.52	\$86.89	\$64,203	\$88,412	\$111,996	\$146,683	\$180,740	0.96
11-9021	Construction managers	5,150	7.55	\$48.49	\$100,850	3.12	\$25.61	\$34.23	\$45.16	\$59.06	\$75.32	\$53,262	\$71,195	\$93,940	\$122,846	\$156,670	1.81
11-9031	Education administrators, preschool and childcare center/program	510	14.39	\$26.01	\$54,102	5.22	\$16.40	\$18.64	\$23.11	\$31.49	\$38.41	\$34,118	\$38,770	\$48,073	\$65,503	\$79,892	0.99
11-9032	Education administrators, elementary and secondary school	2,480	2.02	#	\$94,586	1.74	#	#	#	#	#	\$66,468	\$80,263	\$93,375	\$106,741	\$125,456	0.92
11-9033	Education administrators, postsecondary	820	7.18	\$57.26	\$119,099	5.54	\$30.11	\$35.93	\$47.83	\$65.85	\$98.25	\$62,633	\$74,730	\$99,489	\$136,958	\$204,351	0.56
11-9039	Education administrators, all other	120	19.83	\$54.03	\$112,374	8.03	\$26.42	\$38.45	\$50.16	\$64.59	\$88.57	\$54,964	\$79,970	\$104,332	\$134,340	\$184,219	0.28
11-9041	Architectural and engineering managers	2,140	9.44	\$83.37	\$173,419	2.30	\$57.92	\$66.50	\$77.84	\$94.10	#	\$120,481	\$138,326	\$161,906	\$195,730	#	1.11
11-9051	Food service managers	1,120	24.10	#	#	#	#	#	#	#	#	#	#	#	#	#	0.50
11-9061	Funeral service managers	30	35.98	\$43.22	\$89,908	18.15	\$26.53	\$29.82	\$38.25	\$54.52	\$62.00	\$55,192	\$62,025	\$79,559	\$113,399	\$128,950	#
11-9071	Gaming managers	60	23.20	\$35.80	\$74,465	6.06	\$22.14	\$25.72	\$29.31	\$37.86	\$66.41	\$46,059	\$53,508	\$60,971	\$78,751	\$138,135	1.31
11-9081	Lodging managers	290	22.98	\$37.38	\$77,742	6.67	\$24.18	\$26.93	\$32.47	\$40.14	\$59.18	\$50,297	\$56,023	\$67,537	\$83,486	\$123,090	0.78
11-9111	Medical and health services managers	2,900	7.90	\$60.46	\$125,767	3.11	\$31.55	\$41.05	\$55.83	\$70.54	\$94.22	\$65,629	\$85,377	\$116,127	\$146,715	\$195,979	0.76
11-9121	Natural sciences managers	650	2.94	\$68.26	\$141,987	4.88	\$37.33	\$49.98	\$59.38	\$78.94	#	\$77,652	\$103,953	\$123,501	\$164,200	#	1.06
11-9131	Postmasters and mail superintendents	40	0.00	\$37.92	\$78,867	1.57	\$31.19	\$32.46	\$36.04	\$41.82	\$51.14	\$64,865	\$67,506	\$74,953	\$86,975	\$106,382	0.28
11-9141	Property, real estate, and community association managers	1,190	17.86	\$49.75	\$103,482	7.37	\$22.72	\$29.13	\$42.37	\$64.32	\$90.34	\$47,266	\$60,594	\$88,135	\$133,796	\$187,916	0.58
11-9151	Social and community service managers	740	10.53	\$43.47	\$90,417	4.56	\$22.69	\$29.61	\$40.52	\$53.58	\$69.94	\$47,189	\$61,587	\$84,284	\$111,442	\$145,482	0.49
11-9161	Emergency management directors	60	0.91	\$48.02	\$99,874	1.36	\$32.35	\$37.62	\$46.44	\$56.30	\$73.98	\$67,294	\$78,241	\$96,590	\$117,103	\$153,881	0.58
11-9199	Managers, all other	5,600	2.74	\$71.19	\$148,085	1.68	\$41.89	\$53.39	\$64.73	\$80.35	#	\$87,125	\$111,044	\$134,629	\$167,130	#	1.19
13-0000	Business and financial operations	127,090	1.31	\$39.06	\$81,250	0.99	\$20.67	\$26.79	\$35.21	\$47.08	\$60.97	\$42,992	\$55,719	\$73,234	\$97,922	\$126,827	1.61
13-1011	Agents and business managers of artists, performers, and athletes	90	7.60	#	#	#	#	#	#	#	#	#	#	#	#	#	0.62
13-1020	Buyers and purchasing agents	5,240	4.31	\$33.05	\$68,739	1.74	\$17.78	\$23.54	\$31.17	\$41.23	\$50.70	\$36,979	\$48,954	\$64,835	\$85,751	\$105,446	1.26
13-1031	Claims adjusters, examiners, and investigators	3,140	7.45	\$36.53	\$75,976	2.03	\$23.17	\$28.56	\$35.25	\$43.47	\$51.76	\$48,187	\$59,403	\$73,325	\$90,409	\$107,651	1.07
13-1032	Insurance appraisers, auto damage	150	44.91	\$31.73	\$66,000	5.06	\$21.55	\$26.21	\$30.53	\$38.89	\$45.22	\$44,817	\$54,520	\$63,508	\$80,894	\$94,048	0.96
13-1041	Compliance officers, except agriculture, construction, health and safety, and transportation	4,390	3.75	\$36.32	\$75,545	1.63	\$21.04	\$26.64	\$34.25	\$44.75	\$55.86	\$43,771	\$55,406	\$71,243	\$93,087	\$116,187	1.43
13-1051	Cost estimators	3,400	7.55	\$37.15	\$77,272	4.11	\$21.10	\$26.11	\$33.47	\$44.17	\$59.15	\$43,883	\$54,317	\$69,618	\$91,875	\$123,027	1.57
13-1071	Human resources specialists	8,490	2.80	\$33.87	\$70,447	1.40	\$17.99	\$23.82	\$31.47	\$42.17	\$53.74	\$37,420	\$49,547	\$65,452	\$87,720	\$111,784	1.40
13-1075	Labor relations specialists	480	20.43	\$37.17	\$77,323	12.30	\$10.21	\$25.73	\$37.58	\$51.92	\$58.90	\$21,233	\$53,524	\$78,173	\$107,997	\$122,505	0.60
13-1081	Logisticians	1,940	6.30	\$37.43	\$77,849	1.85	\$22.11	\$27.00	\$34.86	\$46.03	\$57.94	\$45,994	\$56,157	\$72,514	\$95,743	\$120,506	1.12
13-1111	Management analysts	7,880	8.42	\$45.06	\$93,720.00	\$2.49	\$26.00	\$32.33	\$41.72	\$54.40	\$70.73	\$54,075.00	\$67,252.00	\$86,772.00	\$113,158.00	\$147,128.00	1.13
13-1121	Meeting, convention, and event planners	1,910	9.47	\$25.30	\$52,626	2.21	\$15.93	\$19.46	\$24.08	\$29.75	\$37.83	\$33,125	\$40,486	\$50,088	\$61,878	\$78,688	1.70
13-1131	Fundraisers	1,370	18.82	\$27.48	\$57,159	3.77	\$13.41	\$19.55	\$25.68	\$33.47	\$42.33	\$27,884	\$40,672	\$53,408	\$69,608	\$88,039	1.77
13-1141	Compensation, benefits, and job analysis specialists	1,100	10.70	\$35.70	\$74,257	3.09	\$20.03	\$26.21	\$33.78	\$42.71	\$54.28	\$41,669	\$54,508	\$70,262	\$88,835	\$112,897	1.29

Data unavailable

Occupational Code	Occupational Title	Employment Estimate	Employment Percentage Relative Standard Error	Average Hourly Wage	Average Annual Wage	Wage Percentage Relative Standard Error	10th Percentile (Hourly)	25th Percentile (Hourly)	50th Percentile (Hourly)	75th Percentile (Hourly)	90th Percentile (Hourly)	10th Percentile (Annual)	25th Percentile (Annual)	50th Percentile (Annual)	75th Percentile (Annual)	90th Percentile (Annual)	Location Quotients
13-1151	Training and development specialists	4,120	4.81	\$36.02	\$74,922	1.99	\$19.48	\$25.74	\$34.31	\$45.63	\$56.67	\$40,528	\$53,548	\$71,359	\$94,914	\$117,868	1.39
13-1161	Market research analysts and marketing specialists	12,450	4.55	\$36.60	\$76,126	1.61	\$19.46	\$25.52	\$33.15	\$44.98	\$60.59	\$40,481	\$53,088	\$68,956	\$93,565	\$126,022	1.91
13-1199	Business operations specialists, all other	29,500	2.34	\$40.72	\$84,690	2.00	\$21.56	\$27.69	\$36.84	\$48.59	\$62.78	\$44,853	\$57,593	\$76,619	\$101,078	\$130,573	2.72
13-2011	Accountants and auditors	23,880	2.48	\$41.25	\$85,796	2.05	\$22.88	\$28.33	\$36.34	\$48.66	\$62.30	\$47,594	\$58,934	\$75,590	\$101,220	\$129,589	1.86
13-2021	Appraisers and assessors of real estate	640	19.20	\$35.98	\$74,845	6.50	\$20.91	\$24.27	\$33.21	\$42.41	\$57.33	\$43,492	\$50,490	\$69,070	\$88,223	\$119,252	1.09
13-2031	Budget analysts	550	3.13	\$39.88	\$82,942	1.04	\$28.22	\$33.07	\$38.36	\$45.83	\$53.73	\$58,691	\$68,788	\$79,798	\$95,319	\$111,757	1.03
13-2041	Credit analysts	980	14.52	\$36.54	\$76,005	3.96	\$22.86	\$26.69	\$33.16	\$42.96	\$55.38	\$47,553	\$55,520	\$68,968	\$89,367	\$115,193	1.29
13-2051	Financial analysts	2,920	12.62	\$51.94	\$108,033	7.69	\$23.48	\$31.29	\$43.96	\$61.72	\$92.25	\$48,836	\$65,084	\$91,435	\$128,386	\$191,890	0.93
13-2052	Personal financial advisors	2,820	14.98	\$52.08	\$108,330	10.16	\$24.71	\$29.90	\$42.28	\$52.52	#	\$51,391	\$62,198	\$87,933	\$109,249	#	1.38
13-2053	Insurance underwriters	960	18.17	\$39.34	\$81,821	4.33	\$24.14	\$28.70	\$36.57	\$48.77	\$61.19	\$50,204	\$59,688	\$76,076	\$101,440	\$127,278	0.98
13-2061	Financial examiners	1,140	14.52	\$39.80	\$82,775	3.40	\$24.04	\$29.24	\$36.35	\$46.97	\$62	\$50,002	\$60,826	\$75,602	\$97,689	\$128,056	1.90
13-2072	Loan officers	3,470	10.54	\$34.24	\$71,213	4.48	\$14.28	\$20.74	\$30.09	\$42.49	\$55.72	\$29,701	\$43,146	\$62,587	\$88,376	\$115,894	1.12
13-2081	Tax examiners and collectors, and revenue agents	500	0.04	\$31.38	\$65,275	1.33	\$19.40	\$21.33	\$27.50	\$39.47	\$51.71	\$40,343	\$44,365	\$57,198	\$82,106	\$107,552	0.90
13-2099	Financial specialists, all other	2,770	9.54	\$40.11	\$83,429	4.98	\$20.87	\$28.23	\$36.03	\$48.21	\$66.31	\$43,402	\$58,715	\$74,938	\$100,279	\$137,919	2.10
15-0000	Computer and mathematical	77,050	2.44	\$47.34	\$98,459	1.19	\$25.37	\$34.12	\$45.90	\$58.67	\$72.03	\$52,777	\$70,960	\$95,470	\$122,031	\$149,822	1.72
15-1111	Computer and information research scientists	190	19.63	\$56.62	\$117,779	2.37	\$36.27	\$50.19	\$57.51	\$66.10	\$76.60	\$75,452	\$104,388	\$119,623	\$137,491	\$159,322	0.62
15-1121	Computer systems analysts	6,250	5.58	\$45.93	\$95,528.00	1.28	\$28.64	\$35.45	\$45.03	\$55.95	\$64.70	\$59,568.00	\$73,731.00	\$93,670.00	\$116,373.00	\$134,579.00	1.04
15-1122	Information security analysts	2,260	11.84	\$46.95	\$97,649	3.02	\$26.10	\$33.92	\$45.49	\$58.89	\$73.74	\$54,280	\$70,563	\$94,612	\$122,501	\$153,385	2.05
15-1131	Computer programmers	2,110	15.33	\$46.15	\$95,990	2.67	\$27.46	\$34.94	\$45.59	\$56.58	\$62.68	\$57,111	\$72,684	\$94,830	\$117,695	\$130,376	0.89
15-1132	Software developers, applications	19,520	5.60	\$50.98	\$106,037	1.46	\$30.92	\$40.09	\$50.33	\$61.59	\$74.78	\$64,320	\$83,389	\$104,676	\$128,099	\$155,540	2.12
15-1133	Software developers, systems software	7,230	7.50	\$61.27	\$127,435	4.78	\$38.80	\$46.02	\$56.45	\$69.45	\$86.35	\$80,708	\$95,723	\$117,418	\$144,447	\$179,601	1.75
15-1134	Web developers	1,410	11.47	\$42.27	\$87,921	8.16	\$19.80	\$29.77	\$37.59	\$47.37	\$59.78	\$41,183	\$61,931	\$78,186	\$98,529	\$124,342	1.08
15-1141	Database administrators	1,820	9.59	\$45.95	\$95,567	2.06	\$26.09	\$33.89	\$46.99	\$57.53	\$65.23	\$54,277	\$70,486	\$97,732	\$119,658	\$135,681	1.62
15-1142	Network and computer systems administrators	7,470	5.94	\$41.96	\$87,277	1.05	\$26.30	\$33.01	\$40.39	\$50.30	\$60.75	\$54,701	\$68,654	\$84,004	\$104,624	\$126,367	2.00
15-1143	Computer network architects	4,530	7.43	\$57.08	\$118,734	1.25	\$35.84	\$45.02	\$56.78	\$69.61	\$78.74	\$74,553	\$93,642	\$118,108	\$144,788	\$163,780	2.90
15-1151	Computer user support specialists	9,090	5.53	\$30.24	\$62,895	2.03	\$17.89	\$21.95	\$28.16	\$36.75	\$47.21	\$37,213	\$45,646	\$58,579	\$76,445	\$98,193	1.41
15-1152	Computer network support specialists	2,640	12.57	\$34.81	\$72,396	3.09	\$20.59	\$25.44	\$33.21	\$43.15	\$51.15	\$42,835	\$52,926	\$69,076	\$89,753	\$106,388	1.42
15-1199	Computer, all other	11,000	7.73	\$50.98	\$106,044	2.37	\$29.42	\$38.34	\$49.88	\$61.22	\$74.77	\$61,186	\$79,752	\$103,741	\$127,333	\$155,522	2.82
15-2011	Actuaries	170	32.46	#	#	#	#	#	#	#	#	#	#	#	#	#	0.80
15-2021	Mathematicians	#	#	\$47.15	\$98,082	15.11	\$27.55	\$32.25	\$39.56	\$63.96	\$80.24	\$57,302	\$67,086	\$82,282	\$133,035	\$166,902	#
15-2031	Operations research analysts	540	13.80	\$39.56	\$82,278	2.50	\$22.27	\$29.10	\$37.71	\$47.83	\$59.93	\$46,331	\$60,534	\$78,442	\$99,481	\$124,663	0.51
15-2041	Statisticians	770	11.10	\$40.38	\$83,989	1.49	\$26.90	\$32.01	\$40.34	\$47.39	\$55.39	\$55,950	\$66,573	\$83,916	\$98,575	\$115,218	1.88
15-2090	Miscellaneous mathematical science	20	22.27	\$34.71	\$72,196.00	\$7.92	\$19.50	\$22.26	\$33.72	\$45.19	\$55.52	\$40,550.00	\$46,300.00	\$70,129.00	\$93,996.00	\$115,482.00	#
17-0000	Architecture and engineering	36,630	3.51	\$44.11	\$91,757	1.52	\$23.32	\$30.55	\$39.96	\$54.34	\$70.45	\$48,496	\$63,535	\$83,107	\$113,032	\$146,535	1.40
17-1011	Architects, except landscape and naval	2,680	10.45	\$34.85	\$72,497	2.23	\$22.63	\$26.64	\$31.20	\$40.65	\$52.63	\$47,078	\$55,408	\$64,892	\$84,557	\$109,463	2.52
17-1012	Landscape architects	350	30.18	\$37.38	\$77,757	6.76	\$24.08	\$29.79	\$36.18	\$45.79	\$54.75	\$50,091	\$61,970	\$75,264	\$95,251	\$113,878	1.84
17-1021	Cartographers and photogrammetrists	620	7.41	\$35.42	\$73,681	1.92	\$23.97	\$27.86	\$34.11	\$41.00	\$49.88	\$49,854	\$57,958	\$70,949	\$85,279	\$103,748	5.51
17-1022	Surveyors	930	19.35	\$32.94	\$68,520	3.58	\$20.26	\$24.26	\$31.34	\$39.44	\$49.02	\$42,150	\$50,455	\$65,196	\$82,028	\$101,961	2.00
17-2011	Aerospace engineers	1,040	23.22	\$61.69	\$128,319	16.54	\$34.96	\$43.18	\$54.86	\$73.94	\$97.80	\$72,711	\$89,812	\$114,118	\$153,796	\$203,415	1.60
17-2031	Biomedical engineers	240	9.97	\$43.91	\$91,330	2.96	\$27.47	\$34.09	\$42.70	\$51.01	\$62.14	\$57,147	\$70,907	\$88,826	\$106,102	\$129,260	1.24
17-2041	Chemical engineers	320	13.87	\$45.52	\$94,677	5.94	\$19.03	\$27.42	\$44.35	\$61.47	\$75.79	\$39,584	\$57,028	\$92,256	\$127,856	\$157,642	0.96
17-2051	Civil engineers	7,230	6.90	\$45.32	\$94,267	1.87	\$26.58	\$32.98	\$42.53	\$55.69	\$68	\$55,297	\$68,591	\$88,458	\$115,829	\$142,306	2.31
17-2061	Computer hardware engineers	1,650	20.64	\$51.28	\$106,664	2.31	\$32.49	\$39.36	\$51.74	\$61.87	\$74.80	\$67,581	\$81,876	\$107,616	\$128,699	\$155,589	2.66
17-2071	Electrical engineers	1,930	11.21	\$46.68	\$97,094	1.80	\$27.38	\$35.12	\$45.28	\$58.15	\$70.85	\$56,945	\$73,059	\$94,189	\$120,948	\$147,358	1.01
17-2072	Electronics engineers, except computer	3,710	14.61	\$50.41	\$104,858	2.37	\$32.09	\$37.79	\$47.25	\$61.74	\$76.47	\$66,754	\$78,604	\$98,273	\$128,428	\$159,068	2.71
17-2081	Environmental engineers	800	13.67	\$49.37	\$102,682	2.08	\$29.19	\$35.07	\$46.90	\$59.31	\$75.36	\$60,722	\$72,948	\$97,560	\$123,355	\$156,748	1.49
17-2111	Health and safety engineers, except mining safety engineers and inspectors	180	10.32	\$50.24	\$104,505	2.34	\$33.46	\$40.38	\$48.02	\$61.08	\$73.03	\$69,601	\$83,982	\$99,874	\$127,051	\$151,906	0.68
17-2112	Industrial engineers	1,650	6.76	\$47.10	\$97,968	1.97	\$29.68	\$35.84	\$45.27	\$56.57	\$67.96	\$61,734	\$74,550	\$94,163	\$117,661	\$141,355	0.58
17-2131	Materials engineers	220	10.06	\$46.64	\$97,005	2.91	\$30.38	\$35.38	\$43.75	\$56.12	\$73.43	\$63,188	\$73,580	\$90,998	\$116,722	\$152,735	0.78
17-2141	Mechanical engineers	2,750	7.26	\$53.82	\$111,949	5.88	\$30.42	\$36.50	\$46.30	\$61.66	\$89.40	\$63,283	\$75,922	\$96,296	\$128,263	\$185,948	0.89
17-2151	Mining and geological engineers, including mining safety engineers	230	31.55	\$50.32	\$104,663	2.32	\$28.24	\$40.42	\$47.46	\$62.94	\$76.21	\$58,730	\$84,068	\$98,707	\$130,914	\$158,524	3.94

Data unavailable

Occupational Code	Occupational Title	Employment Estimate	Employment Percentage Relative Standard Error	Average Hourly Wage	Average Annual Wage	Wage Percentage Relative Standard Error	10th Percentile (Hourly)	25th Percentile (Hourly)	50th Percentile (Hourly)	75th Percentile (Hourly)	90th Percentile (Hourly)	10th Percentile (Annual)	25th Percentile (Annual)	50th Percentile (Annual)	75th Percentile (Annual)	90th Percentile (Annual)	Location Quotients
17-2171	Petroleum engineers	910	8.99	\$79.56	\$165,492	3.80	\$42.52	\$54.52	\$70.12	\$95.30	#	\$88,450	\$113,400	\$145,858	\$198,226	#	2.74
17-2199	Engineers, all other	1,320	12.04	\$53.99	\$112,300	1.97	\$34.39	\$42.02	\$53.24	\$65.15	\$76	\$71,528	\$87,402	\$110,748	\$135,511	\$158,594	0.91
17-3011	Architectural and civil drafters	1,530	10.91	\$30.25	\$62,911	2.65	\$18.17	\$22.59	\$29.22	\$36.57	\$44	\$37,803	\$46,983	\$60,768	\$76,064	\$91,738	1.54
17-3012	Electrical and electronics drafters	550	29.28	\$28.31	\$58,884	4.72	\$19.18	\$21.29	\$25.24	\$34.37	\$42.90	\$39,884	\$44,280	\$52,498	\$71,494	\$89,223	2.18
17-3013	Mechanical drafters	270	8.42	\$29.96	\$62,312	2.19	\$20.66	\$24.78	\$29.17	\$35.10	\$39.61	\$42,966	\$51,541	\$60,669	\$73,000	\$82,394	0.48
17-3019	Drafters, all other	220	29.63	\$24.41	\$50,765	4.94	\$16.23	\$18.03	\$23.27	\$28.61	\$35.98	\$33,750	\$37,502	\$48,399	\$59,499	\$74,828	1.46
17-3021	Aerospace engineering and operations technicians	180	10.60	#	#	#	#	#	#	#	#	#	#	#	#	#	1.71
17-3022	Civil engineering technicians	780	20.08	\$27.77	\$57,764	4.04	\$16.36	\$19.50	\$26.97	\$33.73	\$38.77	\$34,034	\$40,562	\$56,096	\$70,165	\$80,639	1.07
17-3023	Electrical and electronics engineering technicians	1,080	22.42	\$36.27	\$75,443	1.79	\$25.11	\$31.72	\$35.42	\$41.17	\$47.53	\$52,230	\$65,988	\$73,678	\$85,644	\$98,863	0.84
17-3025	Environmental engineering technicians	170	15.37	\$28.95	\$60,224	4.18	\$20.03	\$22.70	\$28.00	\$31.71	\$39.05	\$41,665	\$47,226	\$58,236	\$65,955	\$81,222	0.98
17-3026	Industrial engineering technicians	250	21.12	\$29.80	\$61,975	2.77	\$20.02	\$23.47	\$29.01	\$35.68	\$39.76	\$41,647	\$48,824	\$60,332	\$74,225	\$82,693	0.37
17-3027	Mechanical engineering technicians	220	36.62	\$32.65	\$67,920	2.64	\$22.74	\$26.43	\$31.45	\$39.09	\$45.45	\$47,302	\$54,978	\$65,408	\$81,307	\$94,536	0.52
17-3029	Engineering technicians, except drafters, all other	860	10.21	\$32.01	\$66,585	3.46	\$17.12	\$22.23	\$31.28	\$39.38	\$49.31	\$35,606	\$46,239	\$65,056	\$81,911	\$102,570	1.01
17-3031	Surveying and mapping technicians	1,650	26.70	\$26.20	\$54,504	2.93	\$16.95	\$20.47	\$25.17	\$31.01	\$37.56	\$35,262	\$42,576	\$52,344	\$64,508	\$78,121	3.08
19-0000	Life, physical, and social science	14,440	3.68	\$37.50	\$77,993	4.67	\$16.60	\$22.70	\$32.97	\$46.86	\$61.10	\$34,534	\$47,209	\$68,572	\$97,461	\$127,084	1.21
19-1013	Soil and plant scientists	70	9.74	\$25.49	\$53,029	7.38	\$14.80	\$17.07	\$21.67	\$33.06	\$44.75	\$30,778	\$35,506	\$45,083	\$68,765	\$93,090	0.47
19-1021	Biochemists and biophysicists	170	12.05	\$41.22	\$85,744	9.16	\$21.13	\$26.80	\$37.98	\$51.47	\$70.56	\$43,949	\$55,745	\$79,002	\$107,064	\$146,775	0.60
19-1022	Microbiologists	220	26.54	\$37.92	\$78,873	6.86	\$14.55	\$21.90	\$36.22	\$45.86	\$58.18	\$30,265	\$45,547	\$75,341	\$95,381	\$121,018	1.06
19-1023	Zoologists and wildlife biologists	130	26.95	\$33.11	\$68,878	2.92	\$21.29	\$26.60	\$31.74	\$40.11	\$48.75	\$44,294	\$55,333	\$66,020	\$83,424	\$101,410	0.69
19-1029	Biological scientists, all other	260	17.28	\$38.41	\$79,888	3.36	\$26.32	\$32.00	\$38.24	\$44.75	\$49.88	\$54,755	\$66,560	\$79,545	\$93,089	\$103,743	0.61
19-1031	Conservation scientists	240	30.26	\$36.00	\$74,870	5.24	\$21.30	\$25.32	\$32.62	\$43.39	\$59.29	\$44,299	\$52,663	\$67,856	\$90,245	\$123,316	1.07
19-1032	Foresters	70	45.76	\$29.09	\$60,504	2.88	\$18.60	\$21.57	\$27.33	\$36.48	\$43.57	\$38,695	\$44,875	\$56,856	\$75,879	\$90,628	0.78
19-1041	Epidemiologists	320	18.99	\$28.88	\$60,061	7.59	\$17.37	\$25.71	\$29.15	\$32.87	\$37.35	\$36,126	\$53,472	\$60,641	\$68,364	\$77,689	4.43
19-1042	Medical scientists, except epidemiologists	760	5.26	\$35.07	\$72,948	9.27	\$20.15	\$22.71	\$28.62	\$41.83	\$57.68	\$41,920	\$47,230	\$59,536	\$87,015	\$119,973	0.61
19-2021	Atmospheric and space scientists	#	#	\$37.69	\$78,396	3.89	\$27.75	\$31.76	\$35.21	\$39.08	\$47.14	\$57,728	\$66,069	\$73,240	\$81,292	\$98,060	#
19-2031	Chemists	910	15.10	\$34.35	\$71,452	5.49	\$17.00	\$21.90	\$32.19	\$43.57	\$56.27	\$35,362	\$45,549	\$66,945	\$90,618	\$117,038	1.05
19-2032	Materials scientists	90	23.02	\$53.17	\$110,592	8.57	\$34.33	\$39.52	\$53.26	\$67.22	\$75.67	\$71,408	\$82,191	\$110,788	\$139,819	\$157,388	1.09
19-2041	Environmental scientists and specialists, including health	1,370	13.59	\$46.63	\$96,989	6.15	\$25.12	\$33.12	\$41.95	\$57.79	\$76.09	\$52,242	\$68,896	\$87,253	\$120,203	\$158,268	1.67
19-2042	Geoscientists, except hydrologists and geographers	1,180	15.47	\$62.45	\$129,886.00	\$9.58	\$23.01	\$36.75	\$52.49	\$78.94	#	\$47,859.00	\$76,430.00	\$109,186.00	\$164,198.00	#	3.96
19-2043	Hydrologists	260	46.81	\$46.93	\$97,609	3.50	\$32.97	\$40.74	\$47.72	\$54.86	\$60.03	\$68,585	\$84,742	\$99,262	\$114,110	\$124,861	3.99
19-2099	Physical scientists, all other	380	0.00	#	#	#	#	#	#	#	#	#	#	#	#	#	2.12
19-3011	Economists	130	11.71	\$48.28	\$100,429	5.47	\$28.58	\$39.03	\$45.41	\$54.75	\$66.49	\$59,455	\$81,183	\$94,447	\$113,876	\$138,297	0.68
19-3022	Survey researchers	30	30.91	\$30.94	\$64,356	5.36	\$16.37	\$24.23	\$30.06	\$37.76	\$47.74	\$34,053	\$50,391	\$62,519	\$78,536	\$99,301	#
19-3031	Clinical, counseling, and school psychologists	1,570	9.08	\$42.47	\$88,345	3.63	\$21.50	\$32.99	\$42.59	\$54.26	\$62.57	\$44,710	\$68,624	\$88,593	\$112,853	\$130,148	1.40
19-3039	Psychologists, all other	80	3.10	\$45.87	\$95,404	3.16	\$21.86	\$45.62	\$50.19	\$54.75	\$59.30	\$45,471	\$94,891	\$104,389	\$113,878	\$123,349	0.59
19-3051	Urban and regional planners	410	9.35	\$38.49	\$80,067	1.23	\$26.94	\$31.83	\$37.79	\$45.49	\$51.71	\$56,036	\$66,209	\$78,603	\$94,610	\$107,548	1.07
19-3091	Anthropologists and archeologists	70	20.21	\$33.64	\$69,966	6.24	\$20.34	\$23.77	\$31.98	\$41.61	\$49.88	\$42,308	\$49,451	\$66,508	\$86,554	\$103,744	1.17
19-3092	Geographers	50	0.00	\$41.80	\$86,935	2.60	\$32.00	\$34.15	\$40.93	\$48.66	\$53.23	\$66,567	\$71,027	\$85,133	\$101,217	\$110,715	3.74
19-3093	Historians	20	23.24	\$40.74	\$84,748	2.96	\$32.04	\$38.37	\$40.93	\$46.38	\$50.16	\$66,649	\$79,806	\$85,126	\$96,473	\$104,336	#
19-3099	Social scientists and related workers, all other	370	18.71	\$38.88	\$80,876	4.92	\$25.23	\$28.08	\$35.64	\$48.60	\$56.26	\$52,488	\$58,401	\$74,133	\$101,087	\$117,030	1.03
19-4011	Agricultural and food science technicians	30	28.60	\$20.88	\$43,420	4.77	\$16.23	\$17.80	\$20.59	\$23.57	\$27.19	\$33,758	\$37,025	\$42,819	\$49,025	\$56,559	#
19-4021	Biological technicians	2,220	7.24	\$21.09	\$43,877	2.12	\$11.34	\$15.91	\$19.85	\$26.56	\$32.77	\$23,591	\$33,099	\$41,282	\$55,237	\$68,164	2.80
19-4031	Chemical technicians	560	11.36	\$25.02	\$52,033	3.84	\$15.03	\$19.13	\$23.83	\$30.17	\$37.41	\$31,271	\$39,801	\$49,557	\$62,758	\$77,820	0.84
19-4061	Social science research assistants	170	27.30	\$23.76	\$49,417	2.20	\$14.21	\$18.21	\$23.36	\$28.44	\$33.62	\$29,549	\$37,878	\$48,593	\$59,162	\$69,931	0.47
19-4091	Environmental science and protection technicians, including health	430	30.52	\$23.39	\$48,645	3.94	\$16.41	\$18.54	\$21.95	\$25.30	\$33.61	\$34,135	\$38,555	\$45,659	\$52,629	\$69,914	1.30
19-4092	Forensic science technicians	230	0.37	\$31.80	\$66,136	1.25	\$21.04	\$26.14	\$31.22	\$37.66	\$44.56	\$43,756	\$54,372	\$64,938	\$78,324	\$92,693	1.42
19-4093	Forest and conservation technicians	120	19.05	\$21.32	\$44,337	4.51	\$13.91	\$15.61	\$17.47	\$26.69	\$30.86	\$28,932	\$32,462	\$36,337	\$55,508	\$64,191	0.38
19-4099	Life, physical, and social science technicians, all other	660	10.70	\$25.33	\$52,683	5.27	\$12.78	\$17.46	\$24.12	\$30.74	\$41.01	\$26,586	\$36,320	\$50,168	\$63,936	\$85,305	1.00
21-0000	Community and social services	19,410	3.49	\$24.56	\$51,079	1.82	\$14.35	\$17.72	\$23.13	\$29.69	\$37.36	\$29,844	\$36,858	\$48,117	\$61,751	\$77,707	0.87
21-1012	Educational, guidance, school, and vocational counselors	2,340	3.43	\$25.57	\$53,183	4.19	\$15.18	\$19.87	\$23.62	\$29.64	\$36.89	\$31,565	\$41,325	\$49,133	\$61,651	\$76,722	0.80

Data unavailable

Occupational Code	Occupational Title	Employment Estimate	Employment Percentage Relative Standard Error	Average Hourly Wage	Average Annual Wage	Wage Percentage Relative Standard Error	10th Percentile (Hourly)	25th Percentile (Hourly)	50th Percentile (Hourly)	75th Percentile (Hourly)	90th Percentile (Hourly)	10th Percentile (Annual)	25th Percentile (Annual)	50th Percentile (Annual)	75th Percentile (Annual)	90th Percentile (Annual)	Location Quotients
21-1013	Marriage and family therapists	400	38.67	\$33.52	\$69,725	8.63	\$22.62	\$27.77	\$33.46	\$38.32	\$45.43	\$47,048	\$57,753	\$69,592	\$79,699	\$94,486	0.81
21-1015	Rehabilitation counselors	960	24.10	\$24.73	\$51,445	8.43	\$13.48	\$16.11	\$23.76	\$33.52	\$37.51	\$28,029	\$33,499	\$49,431	\$69,721	\$78,021	0.88
21-1018	Substance abuse, behavioral disorder, and mental health counselors	3,780	7.99	\$22.86	\$47,544	2.46	\$13.43	\$16.72	\$21.36	\$28.03	\$35.60	\$27,927	\$34,772	\$44,434	\$58,300	\$74,054	1.38
21-1019	Counselors, all other	110	17.12	\$30.32	\$63,061	3.24	\$18.62	\$23.62	\$28.52	\$34.96	\$43.02	\$38,736	\$49,138	\$59,329	\$72,716	\$89,478	0.39
21-1021	Child, family, and school social workers	3,370	8.64	\$25.89	\$53,851	2.68	\$15.75	\$18.34	\$23.74	\$30.28	\$40.99	\$32,756	\$38,149	\$49,372	\$62,986	\$85,262	1.03
21-1022	Healthcare social workers	1,960	7.48	\$25.70	\$53,459	3.07	\$16.08	\$19.47	\$24.80	\$30.08	\$36.84	\$33,441	\$40,500	\$51,593	\$62,568	\$76,622	1.14
21-1023	Mental health and substance abuse social workers	1,150	12.11	\$22.83	\$47,493.00	\$3.02	\$15.31	\$17.74	\$22.34	\$27.56	\$31.21	\$31,836.00	\$36,905.00	\$46,478.00	\$57,332.00	\$64,920.00	0.97
21-1029	Social workers, all other	570	9.04	\$28.56	\$59,412	2.13	\$16.54	\$22.04	\$28.19	\$36.19	\$41.61	\$34,394	\$45,837	\$58,641	\$75,282	\$86,550	0.97
21-1091	Health educators	430	15.14	\$28.55	\$59,383	5.16	\$17.71	\$21.70	\$27.40	\$33.31	\$42.88	\$36,843	\$45,140	\$56,982	\$69,282	\$89,185	0.72
21-1092	Probation officers and correctional treatment specialists	980	5.71	\$29.44	\$61,234	1.63	\$21.58	\$24.17	\$27.99	\$34.58	\$40.97	\$44,892	\$50,277	\$58,216	\$71,921	\$85,210	1.10
21-1093	Social and human service assistants	1,170	31.55	\$17.96	\$37,365	2.08	\$13.77	\$15.72	\$17.40	\$19.17	\$23.90	\$28,647	\$32,689	\$36,186	\$39,869	\$49,718	0.29
21-1094	Community health workers	380	16.57	\$21.72	\$45,185	3.18	\$15.56	\$17.19	\$20.27	\$25.73	\$29.88	\$32,361	\$35,763	\$42,154	\$53,529	\$62,143	0.67
21-1099	Community and social service specialists, all other	1,390	15.33	\$20.32	\$42,258	4.75	\$10.43	\$12.74	\$18.96	\$25.21	\$32.87	\$21,697	\$26,496	\$39,429	\$52,445	\$68,379	1.39
21-2011	Clergy	240	13.87	\$27.39	\$56,969	2.57	\$19.06	\$22.09	\$26.38	\$30.18	\$39.27	\$39,655	\$45,956	\$54,871	\$62,781	\$81,676	0.46
21-2021	Directors, religious activities and education	90	34.28	\$34.89	\$72,574	11.48	\$15.93	\$20.08	\$41.31	\$46.03	\$48.83	\$33,127	\$41,771	\$85,928	\$95,746	\$101,575	0.39
21-2099	Religious workers, all other	#	#	\$15.51	\$32,271	3.96	\$10.20	\$10.21	\$11.04	\$17.12	\$28.47	\$21,221	\$21,227	\$22,960	\$35,619	\$59,215	#
23-0000	Legal	15,920	3.61	\$58.44	\$121,565	5.71	\$22.88	\$30.86	\$45.10	\$75.63	#	\$47,600	\$64,194	\$93,803	\$157,316	#	1.38
23-1011	Lawyers	9,650	4.54	\$75.00	\$156,004	6.48	\$33.86	\$43.33	\$65.96	\$93.26	#	\$70,427	\$90,127	\$137,198	\$193,971	#	1.47
23-1021	Administrative law judges, adjudicators, and hearing officers	170	0.00	\$53.52	\$111,322	1.46	\$32.08	\$38.06	\$51.76	\$63.85	\$83.89	\$66,727	\$79,174	\$107,664	\$132,803	\$174,493	1.18
23-1022	Arbitrators, mediators, and conciliators	50	35.72	\$30.70	\$63,846	7.17	\$20.50	\$22.52	\$27.27	\$39.81	\$47.15	\$42,643	\$46,847	\$56,714	\$82,811	\$98,066	0.82
23-1023	Judges, magistrate judges, and magistrates	270	0.99	\$73.09	\$152,019	1.81	\$52.68	\$68.16	\$79.66	\$79.67	\$84.96	\$109,582	\$141,767	\$165,693	\$165,711	\$176,708	0.93
23-2011	Paralegals and legal assistants	3,590	11.96	\$29.21	\$60,747	2.54	\$18.03	\$22.49	\$28.60	\$35.53	\$41	\$37,509	\$46,770	\$59,498	\$73,893	\$85,833	1.13
23-2091	Court reporters	270	30.66	\$36.04	\$74,960	14.58	\$21.76	\$25.57	\$33.82	\$43.56	\$50	\$45,258	\$53,191	\$70,346	\$90,597	\$104,661	1.80
23-2093	Title examiners, abstractors, and searchers	780	13.86	\$31.46	\$65,430	4.56	\$19.59	\$23.36	\$28.82	\$36.50	\$46.94	\$40,744	\$48,590	\$59,939	\$75,921	\$97,637	1.46
23-2099	Legal support workers, all other	#	#	\$33.84	\$70,395	4.64	\$17.68	\$22.22	\$29.24	\$42.02	\$55.57	\$36,784	\$46,223	\$60,815	\$87,412	\$115,581	#
25-0000	Education, training, and library	71,550	1.44	\$28.14	\$58,527	6.95	\$13.02	\$17.00	\$23.52	\$33.02	\$43.95	\$27,080	\$35,363	\$48,922	\$68,682	\$91,411	0.80
25-1011	Business teachers, postsecondary	750	3.72	#	\$75,151	10.63	#	#	#	#	#	\$30,333	\$40,158	\$66,621	\$96,946	\$149,305	0.87
25-1021	Computer science teachers, postsecondary	250	18.44	#	\$80,554	8.15	#	#	#	#	#	\$35,999	\$44,128	\$69,560	\$102,081	\$132,668	0.75
25-1022	Mathematical science teachers, postsecondary	450	1.18	#	\$60,245	3.16	#	#	#	#	#	\$36,133	\$43,538	\$54,754	\$68,074	\$91,738	0.86
25-1031	Architecture teachers, postsecondary	70	0.00	#	\$77,972	2.73	#	#	#	#	#	\$56,634	\$67,675	\$75,957	\$86,381	\$101,262	1.02
25-1042	Biological science teachers, postsecondary	300	0.78	#	\$59,444	3.78	#	#	#	#	#	\$28,666	\$40,820	\$58,205	\$73,619	\$92,165	0.57
25-1051	Atmospheric, earth, marine, and space sciences teachers, postsecondary	130	0.00	#	\$70,035	1.28	#	#	#	#	#	\$32,883	\$38,563	\$58,331	\$93,266	\$132,424	1.12
25-1053	Environmental science teachers, postsecondary	20	0.00	#	\$47,947	3.33	#	#	#	#	#	\$35,004	\$39,640	\$46,153	\$56,140	\$63,774	#
25-1062	Area, ethnic, and cultural studies teachers, postsecondary	80	5.63	#	\$53,802	8.04	#	#	#	#	#	\$21,274	\$31,028	\$47,997	\$71,075	\$93,893	0.76
25-1066	Psychology teachers, postsecondary	400	1.66	#	\$48,656	11.60	#	#	#	#	#	\$21,231	\$27,075	\$37,759	\$63,454	\$90,626	1.04
25-1067	Sociology teachers, postsecondary	100	1.02	#	\$57,957	3.73	#	#	#	#	#	\$34,777	\$39,339	\$53,158	\$69,544	\$95,324	0.70
25-1071	Health specialties teachers, postsecondary	4,910	5.59	#	\$156,450	12.29	#	#	#	#	#	\$54,905	\$85,944	\$128,004	\$207,426	#	2.41
25-1072	Nursing instructors and teachers, postsecondary	820	4.77	#	\$59,654	12.67	#	#	#	#	#	\$21,230	\$25,859	\$50,876	\$85,327	\$104,675	1.44
25-1081	Education teachers, postsecondary	590	1.99	#	\$57,501	15.30	#	#	#	#	#	\$23,937	\$32,546	\$57,463	\$76,541	\$91,771	0.96
25-1111	Criminal justice and law enforcement teachers, postsecondary	250	10.93	#	\$62,614	12.10	#	#	#	#	#	\$21,233	\$33,280	\$40,356	\$106,217	\$121,277	1.62
25-1113	Social work teachers, postsecondary	200	10.57	#	\$67,482	12.45	#	#	#	#	#	\$27,342	\$36,296	\$62,648	\$91,314	\$109,590	1.53
25-1121	Art, drama, and music teachers, postsecondary	680	2.22	#	\$56,043	5.77	#	#	#	#	#	\$30,402	\$37,424	\$51,638	\$66,937	\$85,814	0.71
25-1122	Communications teachers, postsecondary	270	1.70	#	\$50,753	4.94	#	#	#	#	#	\$31,580	\$34,715	\$39,413	\$62,009	\$83,099	0.91
25-1123	English language and literature teachers, postsecondary	520	3.59	#	\$54,292	3.33	#	#	#	#	#	\$34,073	\$37,775	\$46,873	\$62,294	\$81,441	0.74
25-1124	Foreign language and literature teachers, postsecondary	180	6.51	#	\$59,078	2.56	#	#	#	#	#	\$37,408	\$44,838	\$57,562	\$70,624	\$83,112	0.70
25-1125	History teachers, postsecondary	130	1.64	#	\$61,393.00	\$3.91	#	#	#	#	#	\$34,759.00	\$39,625.00	\$55,630.00	\$69,428.00	\$97,742.00	0.64
25-1126	Philosophy and religion teachers, postsecondary	210	4.81	#	\$55,085	5.54	#	#	#	#	#	\$28,728	\$34,283	\$47,826	\$64,920	\$90,532	0.91

Data unavailable

Occupational Code	Occupational Title	Employment Estimate	Employment Percentage Relative Standard Error	Average Hourly Wage	Average Annual Wage	Wage Percentage Relative Standard Error	10th Percentile (Hourly)	25th Percentile (Hourly)	50th Percentile (Hourly)	75th Percentile (Hourly)	90th Percentile (Hourly)	10th Percentile (Annual)	25th Percentile (Annual)	50th Percentile (Annual)	75th Percentile (Annual)	90th Percentile (Annual)	Location Quotients
25-1193	Recreation and fitness studies teachers, postsecondary	60	0.00	#	\$47,534	1.93	#	#	#	#	#	\$32,779	\$35,118	\$39,017	\$55,187	\$82,044	0.36
25-1194	Vocational education teachers, postsecondary	890	13.51	\$27.43	\$57,061	5.53	\$16.79	\$20.65	\$25.69	\$33.53	\$40.86	\$34,922	\$42,946	\$53,431	\$69,742	\$84,999	0.79
25-1199	Postsecondary teachers, all other	120	5.81	#	#	#	#	#	#	#	#	#	#	#	#	#	0.07
25-2011	Preschool teachers, except special education	4,560	17.62	\$16.13	\$33,547	3.87	\$11.81	\$13.05	\$14.73	\$17.83	\$22.81	\$24,572	\$27,135	\$30,648	\$37,091	\$47,452	1.05
25-2012	Kindergarten teachers, except special education	1,640	1.40	#	\$54,369	2.16	#	#	#	#	#	\$38,367	\$43,710	\$51,237	\$63,947	\$77,003	1.22
25-2021	Elementary school teachers, except special education	11,850	1.67	#	\$57,146.00	\$2.60	#	#	#	#	#	\$40,097.00	\$45,054.00	\$54,370.00	\$68,585.00	\$79,821.00	0.82
25-2022	Middle school teachers, except special and career/technical educa	6,380	1.28	#	\$56,242	2.46	#	#	#	#	#	\$39,802	\$44,509	\$52,659	\$67,834	\$79,119	1.02
25-2023	Career/technical education teachers, middle school	80	6.23	#	\$57,463	2.93	#	#	#	#	#	\$38,119	\$45,217	\$56,030	\$68,892	\$79,718	0.66
25-2031	Secondary school teachers, except special and career/technical ed	8,260	2.61	#	\$58,981	2.06	#	#	#	#	#	\$40,578	\$45,862	\$56,686	\$71,654	\$81,506	0.77
25-2032	Career/technical education teachers, secondary school	320	4.37	#	\$59,134	2.76	#	#	#	#	#	\$31,203	\$46,743	\$59,296	\$72,825	\$83,050	0.40
25-2051	Special education teachers, preschool	420	0.50	#	\$60,604	2.37	#	#	#	#	#	\$41,264	\$47,866	\$58,352	\$72,785	\$85,749	1.76
25-2052	Special education teachers, kindergarten and elementary school	1,760	1.07	#	\$57,723	1.39	#	#	#	#	#	\$41,598	\$46,328	\$55,461	\$68,182	\$79,037	0.93
25-2053	Special education teachers, middle school	900	1.11	#	\$57,679	2.48	#	#	#	#	#	\$41,298	\$45,669	\$54,171	\$69,099	\$79,964	1.00
25-2054	Special education teachers, secondary school	1,190	1.72	#	\$59,028	1.97	#	#	#	#	#	\$42,011	\$47,145	\$56,584	\$69,984	\$80,217	0.82
25-2059	Special education teachers, all other	80	12.63	#	\$57,295	3.72	#	#	#	#	#	\$35,179	\$44,026	\$58,906	\$69,669	\$78,179	0.20
25-3011	Adult basic and secondary education and literacy teachers and ins	400	19.17	\$22.96	\$47,752	5.47	\$10.21	\$15.68	\$22.09	\$27.94	\$31.54	\$21,227	\$32,616	\$45,957	\$58,114	\$65,610	0.67
25-3021	Self-enrichment education teachers	1,640	23.41	\$19.21	\$39,957	6.88	\$10.21	\$13.13	\$16.60	\$21.58	\$32.48	\$21,232	\$27,300	\$34,524	\$44,888	\$67,552	0.66
25-3097	Teachers and instructors, all other, except substitute teachers	2,200	13.86	#	\$38,875	4.99	#	#	#	#	#	\$23,754	\$26,896	\$30,715	\$43,362	\$68,791	0.68
25-4011	Archivists	50	31.45	\$25.48	\$52,997	10.23	\$15.81	\$17.22	\$19.46	\$33.09	\$47.31	\$32,879	\$35,825	\$40,468	\$68,826	\$98,409	0.77
25-4012	Curators	130	6.27	\$32.35	\$67,293	1.70	\$19.97	\$24.60	\$29.29	\$37.78	\$47.45	\$41,541	\$51,160	\$60,920	\$78,590	\$98,697	1.01
25-4013	Museum technicians and conservators	180	21.81	\$20.57	\$42,785	5.56	\$13.42	\$15.43	\$18.56	\$23.58	\$30.13	\$27,924	\$32,087	\$38,604	\$49,046	\$62,669	1.34
25-4021	Librarians	1,060	2.67	\$30.77	\$64,010	2.66	\$19.68	\$24.53	\$28.95	\$36.02	\$45.95	\$40,934	\$51,022	\$60,208	\$74,926	\$95,582	0.82
25-4031	Library technicians	1,040	1.54	\$17.52	\$36,434	1.59	\$10.90	\$13.07	\$17.23	\$21.07	\$24.10	\$22,682	\$27,184	\$35,839	\$43,827	\$50,132	1.15
25-9031	Instructional coordinators	2,010	4.06	\$33.07	\$68,776	2.17	\$21.12	\$26.26	\$32.80	\$39.03	\$46.35	\$43,922	\$54,626	\$68,221	\$81,180	\$96,399	1.20
25-9041	Teacher assistants	10,320	2.59	#	\$30,601	1.47	#	#	#	#	#	\$22,830	\$25,775	\$29,246	\$34,497	\$40,049	0.76
25-9099	Education, training, and library workers, all other	1,190	6.22	\$25.21	\$52,446	3.76	\$12.98	\$18.86	\$23.44	\$30.81	\$39.67	\$26,991	\$39,230	\$48,761	\$64,084	\$82,521	1.10
27-0000	Arts, design, entertainment, sports, and media	23,300	3.47	\$28.26	\$58,791	2.66	\$11.29	\$15.91	\$23.84	\$34.51	\$47.73	\$23,486	\$33,096	\$49,588	\$71,781	\$99,284	1.17
27-1011	Art directors	310	21.11	\$39.94	\$83,073	3.62	\$25.05	\$29.14	\$38.84	\$46.95	\$58.70	\$52,108	\$60,621	\$80,787	\$97,657	\$122,096	0.76
27-1014	Multimedia artists and animators	120	22.63	\$32.12	\$66,818	6.19	\$17.55	\$26.04	\$32.48	\$38.03	\$46.21	\$36,503	\$54,173	\$67,560	\$79,108	\$96,108	0.41
27-1019	Artists and related workers, all other	110	32.71	\$29.68	\$61,733	3.08	\$17.14	\$20.35	\$23.38	\$42.80	\$48.34	\$35,647	\$42,325	\$48,640	\$89,024	\$100,550	1.66
27-1022	Fashion designers	60	39.56	\$29.11	\$60,541	7.73	\$20.23	\$24.93	\$30.13	\$34.53	\$37.19	\$42,074	\$51,855	\$62,670	\$71,823	\$77,360	0.31
27-1023	Floral designers	460	7.79	\$16.38	\$34,068	5.79	\$11.52	\$13.31	\$16.05	\$18.75	\$22.55	\$23,958	\$27,689	\$33,387	\$39,008	\$46,902	1.03
27-1024	Graphic designers	3,060	11.24	\$27.74	\$57,698	5.89	\$15.70	\$19.23	\$24.25	\$32.49	\$38.46	\$32,659	\$40,000	\$50,434	\$67,585	\$79,998	1.37
27-1025	Interior designers	1,190	23.97	\$26.04	\$54,156	7.47	\$15.42	\$18.12	\$22.82	\$33.36	\$41.83	\$32,066	\$37,688	\$47,470	\$69,390	\$86,998	2.04
27-1026	Merchandise displayers and window trimmers	920	26.04	\$15.71	\$32,684	2.81	\$10.85	\$12.09	\$14.18	\$17.71	\$23.37	\$22,559	\$25,145	\$29,494	\$36,846	\$48,610	0.70
27-1027	Set and exhibit designers	50	7.83	\$21.14	\$43,963	1.96	\$14.24	\$16.12	\$18.94	\$23.60	\$30.22	\$29,612	\$33,526	\$39,400	\$49,080	\$62,848	0.50
27-1029	Designers, all other	180	24.17	\$35.02	\$72,839	6.61	\$13.15	\$19.60	\$33.88	\$48.19	\$60.64	\$27,355	\$40,758	\$70,464	\$100,227	\$126,130	2.04
27-2011	Actors	510	44.58	\$32.48	#	17.75	\$10.21	\$13.13	\$18.55	\$53.18	\$60.32	#	#	#	#	#	1.05
27-2012	Producers and directors	1,070	14.56	\$36.11	\$75,113	3.59	\$20.16	\$24.21	\$31.44	\$42.16	\$58.73	\$41,925	\$50,363	\$65,400	\$87,685	\$122,149	0.89
27-2021	Athletes and sports competitors	260	37.18	#	\$238,048	13.48	#	#	#	#	#	\$69,390	\$141,445	#	#	#	2.33
27-2022	Coaches and scouts	3,800	10.01	#	\$38,556	5.58	#	#	#	#	#	\$21,229	\$22,474	\$27,957	\$42,849	\$62,299	1.57
27-2023	Umpires, referees, and other sports officials	490	5.92	#	\$32,355	3.64	#	#	#	#	#	\$21,270	\$22,697	\$25,678	\$42,461	\$49,524	2.50
27-2031	Dancers	250	33.28	\$16.11	#	10.38	\$10.24	\$11.05	\$15.70	\$18.81	\$24.55	#	#	#	#	#	2.52
27-2041	Music directors and composers	60	20.87	\$25.72	\$53,501	11.56	\$10.20	\$10.94	\$21.83	\$29.53	\$51.34	\$21,226	\$22,750	\$45,398	\$61,433	\$106,786	0.50
27-2042	Musicians and singers	360	15.74	\$26.02	#	3.12	\$17.55	\$21.18	\$24.76	\$31.86	\$36.76	#	#	#	#	#	0.85
27-2099	Entertainers and performers, sports and related workers, all other	180	20.23	\$21.57	#	3.27	\$10.92	\$12.10	\$19.50	\$28.54	\$36.47	#	#	#	#	#	1.27
27-3011	Radio and television announcers	#	#	\$24.05	\$50,023	26.05	\$10.38	\$11.83	\$15.12	\$23.36	\$45.11	\$21,585	\$24,610	\$31,457	\$48,581	\$93,821	#

Data unavailable

Occupational Code	Occupational Title	Employment Estimate	Employment Percentage Relative Standard Error	Average Hourly Wage	Average Annual Wage	Wage Percentage Relative Standard Error	10th Percentile (Hourly)	25th Percentile (Hourly)	50th Percentile (Hourly)	75th Percentile (Hourly)	90th Percentile (Hourly)	10th Percentile (Annual)	25th Percentile (Annual)	50th Percentile (Annual)	75th Percentile (Annual)	90th Percentile (Annual)	Location Quotients
27-3012	Public address system and other announcers	20	40.55	\$17.24	\$35,857	18.04	\$10.58	\$11.12	\$12.04	\$19.06	\$27.57	\$21,998	\$23,140	\$25,042	\$39,651	\$57,335	#
27-3021	Broadcast news analysts	60	28.25	\$62.13	\$129,234	11.60	\$17.72	\$31.09	\$50.67	\$80.66	#	\$36,858	\$64,671	\$105,397	\$167,765	#	1.05
27-3022	Reporters and correspondents	330	22.21	\$30.35	\$63,128	10.23	\$13.59	\$16.71	\$26.83	\$35.84	\$45.10	\$28,277	\$34,758	\$55,811	\$74,556	\$93,810	0.87
27-3031	Public relations specialists	3,330	6.66	\$34.27	\$71,282	3.67	\$16.16	\$22.61	\$30.51	\$44.14	\$57.98	\$33,608	\$47,034	\$63,465	\$91,810	\$120,599	1.37
27-3041	Editors	950	13.60	\$28.90	\$60,102	4.05	\$12.99	\$19.18	\$29.70	\$36.99	\$43.84	\$27,022	\$39,897	\$61,780	\$76,937	\$91,187	0.97
27-3042	Technical writers	700	10.13	\$39.08	\$81,292.00	1.93	\$25.91	\$31.81	\$37.44	\$45.17	\$50.85	\$53,892.00	\$66,157.00	\$77,878.00	\$93,962.00	\$105,771.00	1.35
27-3043	Writers and authors	400	14.96	\$31.33	\$65,169	10.63	\$12.06	\$18.22	\$28.25	\$39.61	\$60.83	\$25,082	\$37,908	\$58,767	\$82,397	\$126,528	0.86
27-3091	Interpreters and translators	810	9.71	#	#	#	#	#	#	#	#	#	#	#	#	#	1.39
27-3099	Media and communication workers, all other	180	20.53	\$28.79	\$59,877	3.72	\$17.85	\$21.37	\$25.86	\$35.56	\$43.71	\$37,121	\$44,452	\$53,793	\$73,975	\$90,912	0.89
27-4011	Audio and video equipment technicians	620	28.92	\$25.04	\$52,088	5.77	\$16.31	\$18.25	\$23.26	\$29.80	\$36.97	\$33,932	\$37,961	\$48,386	\$61,991	\$76,897	0.79
27-4012	Broadcast technicians	380	17.17	\$26.23	\$54,557.00	5.41	\$11.26	\$16.14	\$26.36	\$33.68	\$42.91	\$23,413.00	\$33,566.00	\$54,826.00	\$70,045.00	\$89,254.00	1.19
27-4014	Sound engineering technicians	70	15.19	\$22.60	\$47,009	21.13	\$12.12	\$14.36	\$19.28	\$27.21	\$43.49	\$25,207	\$29,868	\$40,094	\$56,587	\$90,461	0.54
27-4021	Photographers	430	31.35	\$20.78	\$43,220.00	7.72	\$10.96	\$13.52	\$17.95	\$27.91	\$31.63	\$22,794.00	\$28,129.00	\$37,340.00	\$58,044.00	\$65,800.00	0.85
27-4031	Camera operators, television, video, and motion picture	250	27.24	\$27.72	\$57,657.00	6.31	\$15.45	\$22.57	\$27.88	\$33.81	\$37.64	\$32,141.00	\$46,940.00	\$57,992.00	\$70,320.00	\$78,289.00	1.18
27-4032	Film and video editors	250	37.15	\$27.26	\$56,698	6.77	\$13.42	\$16.51	\$22.65	\$29.85	\$56.26	\$27,913	\$34,334	\$47,119	\$62,090	\$117,027	0.87
27-4099	Media and communication equipment workers, all other	360	24.40	\$25.08	\$52,171	7.19	\$11.55	\$16.39	\$19.43	\$30.12	\$46.03	\$24,014	\$34,097	\$40,421	\$62,649	\$95,745	1.87
29-0000	Healthcare practitioners and technical	79,170	1.81	\$41.35	\$86,005	1.89	\$18.90	\$26.59	\$35.52	\$46.80	\$64.84	\$39,313	\$55,303	\$73,876	\$97,334	\$134,859	0.90
29-1011	Chiropractors	450	12.23	\$37.98	\$78,989	23.87	\$17.12	\$20.11	\$24.20	\$43.48	\$74.67	\$35,607	\$41,821	\$50,341	\$90,431	\$155,320	1.26
29-1021	Dentists, general	1,600	30.91	\$86.18	\$179,248	17.74	\$43.46	\$51.16	\$63.15	#	#	\$90,405	\$106,410	\$131,354	#	#	1.39
29-1029	Dentists, all other specialists	20	0.00	\$49.87	\$103,725	2.97	\$27.27	\$27.28	\$51.98	\$59.54	\$66.63	\$56,729	\$56,741	\$108,108	\$123,848	\$138,601	#
29-1031	Dietitians and nutritionists	520	7.74	\$31.18	\$64,858	1.83	\$21.87	\$25.50	\$30.19	\$36.31	\$42.96	\$45,498	\$53,037	\$62,804	\$75,515	\$89,354	0.79
29-1041	Optometrists	480	30.23	\$72.72	\$151,266.00	\$13.30	\$42.78	\$56.05	\$71.03	\$79.22	#	\$88,990.00	\$116,591.00	\$147,742.00	\$164,782.00	#	1.27
29-1051	Pharmacists	3,120	6.73	\$56.79	\$118,120	3.29	\$18.72	\$52.74	\$61.35	\$71.13	\$77.33	\$38,936	\$109,692	\$127,615	\$147,954	\$160,850	0.99
29-1061	Anesthesiologists	#	#	\$125.01	\$260,019	14.43	\$36.40	#	#	#	#	\$75,709	#	#	#	#	#
29-1062	Family and general practitioners	1,510	17.90	\$113.27	\$235,593	7.32	\$67.53	\$86.95	#	#	#	\$140,471	\$180,858	#	#	#	1.29
29-1063	Internists, general	270	19.92	\$103.78	\$215,865	8.92	\$64.30	\$74.82	\$94.19	#	#	\$133,753	\$155,636	\$195,916	#	#	0.69
29-1064	Obstetricians and gynecologists	550	29.36	\$137.16	\$285,287	8.92	\$92.96	#	#	#	#	\$193,347	#	#	#	#	2.90
29-1065	Pediatricians, general	220	22.66	\$95.53	\$198,697	9.83	\$50.91	\$64.24	\$87.57	#	#	\$105,885	\$133,613	\$182,143	#	#	0.77
29-1066	Psychiatrists	200	6.92	\$99.94	\$207,879	7.78	\$39.57	\$60.16	\$95.79	#	#	\$82,307	\$125,139	\$199,235	#	#	0.76
29-1067	Surgeons	290	26.79	\$118.19	\$245,843	7.99	\$55.29	\$85.56	#	#	#	\$115,002	\$177,970	#	#	#	0.81
29-1069	Physicians and surgeons, all other	1,340	9.68	\$105.90	\$220,265	7.94	\$51.71	\$58.18	#	#	#	\$107,551	\$121,006	#	#	#	0.34
29-1071	Physician assistants	1,770	9.81	\$50.30	\$104,623	2.86	\$32.86	\$42.05	\$50.17	\$59.71	\$69.17	\$68,344	\$87,469	\$104,354	\$124,188	\$143,872	1.51
29-1122	Occupational therapists	1,770	11.04	\$43.25	\$89,963	2.25	\$31.68	\$35.70	\$41.92	\$48	\$60	\$65,900	\$74,249	\$87,195	\$100,618	\$125,112	1.37
29-1123	Physical therapists	2,790	11.36	\$38.93	\$80,982	2.95	\$25.50	\$31	\$39	\$46	\$51	\$53,046	\$64,237	\$80,123	\$95,020	\$105,679	1.20
29-1124	Radiation therapists	110	5.92	\$45.69	\$95,042	1.93	\$32.65	\$38.27	\$45.56	\$53.39	\$60.77	\$67,911	\$79,605	\$94,771	\$111,062	\$126,402	0.58
29-1125	Recreational therapists	70	6.64	\$24.34	\$50,637	2.91	\$14.18	\$19.12	\$23.60	\$30.33	\$35.82	\$29,491	\$39,765	\$49,091	\$63,085	\$74,497	0.37
29-1126	Respiratory therapists	1,080	2.96	\$30.40	\$63,242	1.00	\$24.39	\$26.53	\$29.85	\$34.72	\$38.05	\$50,737	\$55,189	\$62,080	\$72,209	\$79,153	0.82
29-1127	Speech-language pathologists	1,950	10.41	\$46.09	\$95,867	3.57	\$31.62	\$36.12	\$44.05	\$54.49	\$63.11	\$65,771.00	\$75,128.00	\$91,618.00	\$113,348.00	\$131,269.00	1.30
29-1128	Exercise physiologists	70	15.35	\$23.26	\$48,382	2.70	\$17.05	\$19.36	\$22	\$26	\$31	\$35,462	\$40,278	\$46,415	\$54,334	\$64,467	0.98
29-1129	Therapists, all other	70	8.30	\$31.46	\$65,440	2.39	\$21.17	\$25.23	\$29.29	\$38	\$46	\$44,038	\$52,481	\$60,919	\$79,339	\$95,030	0.56
29-1131	Veterinarians	1,060	9.06	\$47.62	\$99,040	5.80	\$29.99	\$39.89	\$48	\$57	\$68	\$62,380	\$82,976	\$98,850	\$117,983	\$141,408	1.46
29-1141	Registered nurses	29,040	2.73	\$36.22	\$75,341	0.95	\$26.19	\$29.92	\$35.53	\$42	\$48	\$54,481	\$62,225	\$73,897	\$88,254	\$100,383	0.96
29-1151	Nurse anesthetists	210	39.68	\$85.81	\$178,485	2.96	\$68.07	\$78.16	\$87	\$95	#	\$141,592	\$162,572	\$181,843	\$198,281	#	0.47
29-1161	Nurse midwives	60	9.92	\$50.52	\$105,086	3.06	\$36.51	\$44	\$52	\$59	\$65	\$75,933	\$91,339	\$108,063	\$123,320	\$135,554	0.97
29-1171	Nurse practitioners	1,590	10.94	\$52.47	\$109,140	2.50	\$37.80	\$43.11	\$50	\$60	\$73	\$78,623	\$89,664	\$104,185	\$125,252	\$151,336	0.86
29-1181	Audiologists	190	28.59	\$36.90	\$76,753	7.47	\$21.22	\$25.49	\$36.60	\$46.23	\$55.77	\$44,130	\$53,011	\$76,136	\$96,151	\$116,003	1.39
29-1199	Health diagnosing and treating practitioners, all other	600	22.11	\$29.53	\$61,413	7.31	\$17.85	\$22.23	\$27.33	\$31.56	\$45.06	\$37,119	\$46,231	\$56,848	\$65,654	\$93,731	1.61
29-2010	Clinical laboratory technologists and technicians	2,960	8.40	\$27.04	\$56,234	2.25	\$15.69	\$19.61	\$26.47	\$33.92	\$39.85	\$32,634	\$40,791	\$55,054	\$70,552	\$82,880	0.90
29-2021	Dental hygienists	2,600	14.17	\$42.82	\$89,058	1.72	\$35.67	\$40.39	\$43.77	\$47.11	\$49.13	\$74,186	\$84,013	\$91,040	\$97,987	\$102,197	1.19
29-2031	Cardiovascular technologists and technicians	330	2.14	\$36.46	\$75,845	3.63	\$18.86	\$26.42	\$35.12	\$43.33	\$48.85	\$39,230	\$54,958	\$73,047	\$90,133	\$101,612	0.57
29-2032	Diagnostic medical sonographers	670	9.92	\$40.77	\$84,800	2.62	\$27.75	\$35.04	\$41.33	\$47.02	\$51.86	\$57,727	\$72,885	\$85,963	\$97,799	\$107,878	0.93

Data unavailable

Occupational Code	Occupational Title	Employment Estimate	Employment Percentage Relative Standard Error	Average Hourly Wage	Average Annual Wage	Wage Percentage Relative Standard Error	10th Percentile (Hourly)	25th Percentile (Hourly)	50th Percentile (Hourly)	75th Percentile (Hourly)	90th Percentile (Hourly)	10th Percentile (Annual)	25th Percentile (Annual)	50th Percentile (Annual)	75th Percentile (Annual)	90th Percentile (Annual)	Location Quotients
29-2033	Nuclear medicine technologists	130	12.73	\$42.19	\$87,757	1.62	\$33.59	\$37.48	\$42.45	\$47.09	\$50.27	\$69,878	\$77,956	\$88,290	\$97,948	\$104,558	0.70
29-2034	Radiologic technologists and technicians	1,780	4.45	\$32.25	\$67,073	1.69	\$21.15	\$24.89	\$32.16	\$38.23	\$45.49	\$43,992	\$51,778	\$66,894	\$79,514	\$94,628	0.85
29-2035	Magnetic resonance imaging technologists	280	13.98	\$39.14	\$81,408	1.12	\$31.60	\$34.59	\$39.47	\$44.85	\$48.20	\$65,735	\$71,941	\$82,097	\$93,298	\$100,251	0.72
29-2041	Emergency medical technicians and paramedics	1,680	6.87	\$22.16	\$46,086	5.01	\$13.85	\$16.38	\$19.61	\$25.32	\$35.63	\$28,806	\$34,069	\$40,797	\$52,667	\$74,117	0.64
29-2051	Dietetic technicians	100	8.20	\$16.05	\$33,380	2.54	\$11.73	\$13.14	\$15.28	\$18.33	\$22.38	\$24,405	\$27,324	\$31,776	\$38,123	\$46,553	0.28
29-2052	Pharmacy technicians	3,000	5.59	\$18.15	\$37,762	2.08	\$13.04	\$15.46	\$17.76	\$21.06	\$23.93	\$27,125	\$32,166	\$36,950	\$43,814	\$49,770	0.70
29-2053	Psychiatric technicians	460	5.80	\$19.00	\$39,525	1.84	\$14.79	\$15.30	\$18.24	\$21.71	\$24.02	\$30,758	\$31,818	\$37,933	\$45,164	\$49,953	0.63
29-2054	Respiratory therapy technicians	90	12.97	\$19.13	\$39,800	5.96	\$13.07	\$14.74	\$17.88	\$22.96	\$28.40	\$27,179	\$30,657	\$37,197	\$47,763	\$59,062	0.94
29-2055	Surgical technologists	1,130	15.73	\$25.47	\$52,979	4.32	\$18.18	\$21.49	\$25.35	\$29.24	\$33.65	\$37,813	\$44,709	\$52,729	\$60,815	\$69,991	1.00
29-2056	Veterinary technologists and technicians	1,900	14.00	\$17.86	\$37,140	3.08	\$13.79	\$15.71	\$17.65	\$20.19	\$23.02	\$28,687	\$32,671	\$36,717	\$41,987	\$47,885	1.75
29-2057	Ophthalmic medical technicians	460	18.42	\$18.44	\$38,352	7.62	\$10.84	\$11.79	\$18.02	\$23.32	\$28.15	\$22,554	\$24,529	\$37,477	\$48,498	\$58,555	0.85
29-2061	Licensed practical and licensed vocational nurses	2,570	9.49	\$26.09	\$54,266	1.02	\$20.69	\$23.57	\$26.55	\$29.00	\$30.58	\$43,034	\$49,030	\$55,215	\$60,328	\$63,604	0.36
29-2071	Medical records and health information technicians	1,700	9.84	\$25.95	\$53,976	2.53	\$15.81	\$19.43	\$25.50	\$30.58	\$37.30	\$32,886	\$40,411	\$53,033	\$63,600	\$77,583	0.80
29-2081	Opticians, dispensing	720	28.84	\$21.14	\$43,974	4.00	\$15.30	\$17.98	\$20.98	\$23.64	\$27.83	\$31,830	\$37,407	\$43,632	\$49,172	\$57,897	0.97
29-2091	Orthotists and prosthetists	70	31.11	\$28.04	\$58,315	3.76	\$20.38	\$22.45	\$25.78	\$29.72	\$39.64	\$42,394	\$46,702	\$53,625	\$61,810	\$82,454	0.76
29-2092	Hearing aid specialists	#	#	\$25.19	\$52,400	7.67	\$15.65	\$22.48	\$26.47	\$29.04	\$30.62	\$32,557	\$46,763	\$55,050	\$60,407	\$63,690	#
29-2099	Health technologists and technicians, all other	1,100	8.01	\$23.29	\$48,450	1.76	\$15.43	\$17.41	\$21.78	\$27.73	\$33.29	\$32,104	\$36,222	\$45,302	\$57,671	\$69,243	0.86
29-9011	Occupational health and safety specialists	1,340	12.62	\$43.86	\$91,226	5.32	\$27.13	\$32.84	\$39.85	\$50.77	\$61.67	\$56,423	\$68,302	\$82,885	\$105,597	\$128,277	1.49
29-9012	Occupational health and safety technicians	240	29.51	\$28.94	\$60,195	6.44	\$17.28	\$21.88	\$30.19	\$34.87	\$37.82	\$35,938	\$45,511	\$62,799	\$72,526	\$78,655	1.28
29-9091	Athletic trainers	220	17.29	#	\$56,962	8.22	#	#	#	#	#	\$34,062	\$41,084	\$48,305	\$59,962	\$78,312	0.81
29-9092	Genetic counselors	30	13.02	\$38.65	\$80,393	3.12	\$26.68	\$33.29	\$39.99	\$45.43	\$48.73	\$55,484	\$69,239	\$83,174	\$94,493	\$101,352	#
29-9099	Healthcare practitioners and technical workers, all other	#	#	\$31.20	\$64,899	22.90	\$19.89	\$21.24	\$23.49	\$43.48	\$54.74	\$41,362	\$44,186	\$48,856	\$90,443	\$113,868	#
31-0000	Healthcare support	34,180	3.39	\$17.76	\$36,935.00	1.35	\$11.89	\$14.03	\$16.92	\$20.41	\$25.14	\$24,740.00	\$29,181.00	\$35,187.00	\$42,458.00	\$52,284.00	0.81
31-1011	Home health aides	4,650	12.07	\$13.08	\$27,198	2.30	\$10.60	\$11.24	\$12.30	\$14.35	\$16.85	\$22,038	\$23,377	\$25,593	\$29,839	\$35,039	0.57
31-1013	Psychiatric aides	140	28.83	\$15.64	\$32,522	4.53	\$12.63	\$13.38	\$14.64	\$17.55	\$20.86	\$26,261	\$27,832	\$30,452	\$36,508	\$43,387	0.24
31-1014	Nursing assistants	10,590	4.30	\$16.49	\$34,291	1.49	\$13.02	\$14.46	\$16.21	\$18.05	\$19.59	\$27,086	\$30,086	\$33,712	\$37,542	\$40,743	0.71
31-1015	Orderlies	270	31.58	\$16.07	\$33,418	2.80	\$12.38	\$13.50	\$15.52	\$18.47	\$21.51	\$25,747	\$28,090	\$32,278	\$38,426	\$44,748	0.52
31-2011	Occupational therapy assistants	360	26.58	\$27.84	\$57,907	2.64	\$19.97	\$24.97	\$27.82	\$31.29	\$36.36	\$41,528	\$51,933	\$57,867	\$65,075	\$75,624	0.83
31-2012	Occupational therapy aides	#	#	\$16.17	\$33,637	3.99	\$13.18	\$15.27	\$16.62	\$17.97	\$18.78	\$27,421	\$31,760	\$34,576	\$37,384	\$39,068	#
31-2021	Physical therapist assistants	790	18.11	\$27.83	\$57,897	2.73	\$20.89	\$25.17	\$27.75	\$30.26	\$35.56	\$43,451	\$52,345	\$57,722	\$62,939	\$73,956	0.82
31-2022	Physical therapist aides	210	33.56	\$14.71	\$30,591	5.78	\$10.61	\$12.11	\$14.31	\$17.37	\$19.16	\$22,077	\$25,186	\$29,762	\$36,120	\$39,858	0.44
31-9011	Massage therapists	3,360	20.55	\$21.92	\$45,583	4.98	\$11.32	\$17.41	\$22.13	\$25.68	\$30.47	\$23,539	\$36,212	\$46,033	\$53,416	\$63,376	3.13
31-9091	Dental assistants	4,230	13.62	\$20.24	\$42,090	2.55	\$13.64	\$16.69	\$20.29	\$24.01	\$27.85	\$28,374	\$34,708	\$42,211	\$49,938	\$57,924	1.21
31-9092	Medical assistants	5,960	7.09	\$17.92	\$37,266	1.60	\$13.29	\$15.61	\$17.78	\$20.46	\$23.42	\$27,652	\$32,462	\$36,984	\$42,553	\$48,710	0.87
31-9093	Medical equipment preparers	730	15.45	\$21.02	\$43,732	3.74	\$14.95	\$16.86	\$19.69	\$23.54	\$29.69	\$31,100	\$35,061	\$40,960	\$48,957	\$61,750	1.28
31-9094	Medical transcriptionists	270	18.44	\$17.66	\$36,743	7.68	\$10.96	\$12.10	\$17.47	\$22.01	\$25.29	\$22,807	\$25,161	\$36,331	\$45,788	\$52,610	0.48
31-9095	Pharmacy aides	110	32.42	\$19.53	\$40,614	4.03	\$16.31	\$17.40	\$19.22	\$21.63	\$24.14	\$33,927	\$36,195	\$39,987	\$44,994	\$50,203	0.29
31-9096	Veterinary assistants and laboratory animal caretakers	410	39.98	\$15.19	\$31,605	4.38	\$11.79	\$13.08	\$15.12	\$17.25	\$18.56	\$24,532	\$27,205	\$31,460	\$35,879	\$38,600	0.45
31-9097	Phlebotomists	950	16.64	\$17.65	\$36,702	1.43	\$13.38	\$15.22	\$17.29	\$19.59	\$23.21	\$27,838	\$31,650	\$35,963	\$40,755	\$48,268	0.74
31-9099	Healthcare support workers, all other	1,120	11.63	\$16.21	\$33,725	2.44	\$11.60	\$12.89	\$15.04	\$18.13	\$22.70	\$24,125	\$26,809	\$31,290	\$37,709	\$47,216	1.23
33-0000	Protective service	32,370	4.33	\$24.50	\$50,961	5.07	\$11.57	\$13.72	\$19.30	\$34.77	\$45.22	\$24,076	\$28,543	\$40,149	\$72,320	\$94,064	0.92
33-1011	First-line supervisors of correctional officers	140	0.13	\$38.87	\$80,841	2.18	\$26.43	\$30.48	\$38.61	\$46.03	\$54.91	\$54,973	\$63,399	\$80,310	\$95,745	\$114,210	0.32
33-1012	First-line supervisors of police and detectives	720	0.87	\$54.00	\$112,328	1.61	\$43.53	\$49.68	\$53.74	\$59.22	\$66.52	\$90,537	\$103,341	\$111,776	\$123,178	\$138,364	0.60
33-1021	First-line supervisors of fire fighting and prevention workers	630	5.28	\$45.91	\$95,485	2.73	\$34.29	\$41.08	\$46.91	\$53.99	\$59.96	\$71,317	\$85,449	\$97,570	\$112,296	\$124,725	0.93
33-1099	First-line supervisors of protective service workers, all other	1,040	9.67	\$22.67	\$47,159	3.11	\$15.19	\$17.51	\$21.35	\$26.06	\$33.45	\$31,585	\$36,428	\$44,416	\$54,213	\$69,569	1.30
33-2011	Firefighters	2,460	6.69	\$34.32	\$71,392	2.94	\$19.46	\$27.21	\$35.71	\$43.18	\$47.24	\$40,478	\$56,593	\$74,269	\$89,809	\$98,262	0.75
33-3011	Bailiffs	100	2.82	\$29.88	\$62,156	5.47	\$20.72	\$26.23	\$31.90	\$35.23	\$37.23	\$43,102	\$54,562	\$66,356	\$73,281	\$77,436	0.52
33-3012	Correctional officers and jailers	1,950	0.83	\$27.32	\$56,824	2.70	\$20.31	\$20.90	\$25.33	\$31.63	\$38.14	\$42,236	\$43,471	\$52,692	\$65,791	\$79,339	0.46
33-3021	Detectives and criminal investigators	1,160	0.20	\$45.29	\$94,204	1.89	\$29.22	\$35.65	\$43.07	\$49.20	\$69.63	\$60,773	\$74,148	\$89,580	\$102,346	\$144,838	1.10
33-3041	Parking enforcement workers	50	1.05	\$21.65	\$45,037	3.21	\$18.33	\$19.85	\$21.74	\$23.61	\$26.93	\$38,123	\$41,296	\$45,213	\$49,119	\$56,009	0.65

Data unavailable

Occupational Code	Occupational Title	Employment Estimate	Employment Percentage Relative Standard Error	Average Hourly Wage	Average Annual Wage	Wage Percentage Relative Standard Error	10th Percentile (Hourly)	25th Percentile (Hourly)	50th Percentile (Hourly)	75th Percentile (Hourly)	90th Percentile (Hourly)	10th Percentile (Annual)	25th Percentile (Annual)	50th Percentile (Annual)	75th Percentile (Annual)	90th Percentile (Annual)	Location Quotients
33-3051	Police and sheriff's patrol officers	4,820	1.46	\$37.91	\$78,851	1.37	\$26.94	\$32.15	\$39.23	\$44.52	\$47.93	\$56,034	\$66,877	\$81,595	\$92,609	\$99,693	0.71
33-9011	Animal control workers	70	4.86	\$23.55	\$48,986	1.58	\$19.16	\$20.94	\$23.44	\$26.76	\$29.50	\$39,845	\$43,548	\$48,753	\$55,661	\$61,364	0.57
33-9021	Private detectives and investigators	150	15.52	\$29.57	\$61,501	5.23	\$20.95	\$24.21	\$27.68	\$31.52	\$44.73	\$43,571	\$50,351	\$57,582	\$65,552	\$93,040	0.47
33-9031	Gaming surveillance officers and gaming investigators	90	20.22	\$18.37	\$38,204	2.59	\$13.77	\$15.41	\$17.51	\$19.87	\$24.35	\$28,651	\$32,045	\$36,413	\$41,327	\$50,645	0.86
33-9032	Security guards	11,780	10.59	\$17.27	\$35,912	4.70	\$11.67	\$12.98	\$14.67	\$18.20	\$28.12	\$24,264	\$26,997	\$30,522	\$37,857	\$58,480	1.03
33-9091	Crossing guards	#	#	\$15.04	\$31,277	2.14	\$12.63	\$13.34	\$14.49	\$15.96	\$18.64	\$26,261	\$27,747	\$30,139	\$33,207	\$38,775	#
33-9092	Lifeguards, ski patrol, and other recreational protective service workers	2,460	3.56	\$11.30	\$23,501	1.26	\$10.21	\$10.38	\$11.00	\$11.62	\$12.31	\$21,228	\$21,598	\$22,888	\$24,177	\$25,613	1.67
33-9099	Protective service workers, all other	1,870	2.73	\$16.68	\$34,703	2.83	\$11.62	\$13.02	\$14.73	\$18.78	\$25.30	\$24,179	\$27,072	\$30,643	\$39,067	\$52,616	1.29
35-0000	Food preparation and serving-related	135,570	2.00	\$13.12	\$27,293	1.17	\$10.20	\$10.21	\$11.46	\$14.08	\$18.36	\$21,223	\$21,234	\$23,836	\$29,295	\$38,197	0.99
35-1011	Chefs and head cooks	1,560	14.47	\$23.87	\$49,645	3.49	\$15.21	\$17.27	\$22.71	\$28.66	\$34.45	\$31,634	\$35,929	\$47,236	\$59,607	\$71,656	1.19
35-1012	First-line supervisors of food preparation and serving workers	9,320	5.08	\$19.79	\$41,158	2.41	\$12.23	\$14.40	\$18.35	\$23.90	\$30.25	\$25,446	\$29,948	\$38,178	\$49,704	\$62,920	0.95
35-2011	Cooks, fast food	3,310	26.61	\$11.62	\$24,178	2.31	\$10.20	\$10.35	\$11.31	\$12.34	\$14.11	\$21,226	\$21,519	\$23,520	\$25,677	\$29,351	0.66
35-2012	Cooks, institution and cafeteria	4,060	3.60	\$14.68	\$30,526	1.62	\$11.09	\$12.49	\$14.18	\$16.47	\$19.07	\$23,061	\$25,974	\$29,491	\$34,250	\$39,664	0.99
35-2014	Cooks, restaurant	18,230	8.21	\$14.36	\$29,865	1.99	\$10.99	\$12.11	\$13.84	\$16.03	\$18.63	\$22,867	\$25,184	\$28,778	\$33,349	\$38,758	1.33
35-2015	Cooks, short order	440	36.36	\$14.62	\$30,411	9.34	\$10.29	\$11.03	\$12.45	\$14.62	\$17.97	\$21,403	\$22,942	\$25,901	\$30,406	\$37,368	0.27
35-2019	Cooks, all other	20	21.78	\$19.90	\$41,402	8.77	\$10.40	\$13.98	\$20.38	\$22.78	\$24.48	\$21,632	\$29,072	\$42,393	\$47,378	\$50,912	#
35-2021	Food preparation workers	7,150	17.98	\$13.27	\$27,598	2.22	\$10.28	\$11.12	\$12.51	\$14.59	\$17.42	\$21,386	\$23,120	\$26,023	\$30,348	\$36,238	0.86
35-3011	Bartenders	5,910	8.62	\$13.15	\$27,343	5.09	\$10.20	\$10.20	\$10.21	\$11.89	\$23.10	\$21,219	\$21,224	\$21,231	\$24,727	\$48,042	0.92
35-3021	Combined food preparation and serving workers, including fast food	33,840	7.69	\$11.69	\$24,313	0.91	\$10.21	\$10.52	\$11.26	\$12.07	\$14.01	\$21,230	\$21,882	\$23,411	\$25,116	\$29,134	0.90
35-3022	Counter attendants, cafeteria, food concession, and coffee shop	2,950	32.63	\$11.68	\$24,290	2.99	\$10.20	\$10.28	\$11.30	\$12.38	\$14.08	\$21,225	\$21,390	\$23,496	\$25,757	\$29,277	0.61
35-3031	Waiters and waitresses	27,010	4.80	\$11.98	\$24,927	3.30	\$10.20	\$10.20	\$10.21	\$10.21	\$15.58	\$21,219	\$21,222	\$21,229	\$21,235	\$32,411	1.02
35-3041	Food servers, nonrestaurant	4,080	13.67	\$13.31	\$27,681	2.47	\$10.21	\$10.84	\$12.64	\$14.83	\$17.70	\$21,230	\$22,545	\$26,294	\$30,851	\$36,814	1.50
35-9011	Dining room and cafeteria attendants and bartender helpers	4,940	16.92	\$11.58	\$24,076	2.39	\$10.20	\$10.20	\$10.21	\$11.75	\$15.24	\$21,220	\$21,226	\$21,235	\$24,434	\$31,707	1.06
35-9021	Dishwashers	5,620	11.96	\$11.64	\$24,220	1.13	\$10.24	\$10.67	\$11.38	\$12.26	\$13.84	\$21,294	\$22,188	\$23,678	\$25,492	\$28,792	1.09
35-9031	Hosts and hostesses, restaurant, lounge, and coffee shop	6,060	11.52	\$12.44	\$25,877	3.04	\$10.20	\$10.21	\$11.21	\$12.86	\$15.65	\$21,224	\$21,235	\$23,315	\$26,739	\$32,557	1.42
35-9099	Food preparation and serving related workers, all other	1,090	29.53	\$11.33	\$23,571	2.44	\$10.20	\$10.21	\$10.34	\$11.87	\$14.15	\$21,220	\$21,227	\$21,515	\$24,688	\$29,441	1.91
37-0000	Building and grounds cleaning and maintenance	42,510	2.84	\$14.95	\$31,096	1.62	\$10.39	\$11.48	\$13.62	\$16.95	\$22.07	\$21,602	\$23,881	\$28,323	\$35,254	\$45,898	0.94
37-1011	First-line supervisors of housekeeping and janitorial workers	1,180	5.97	\$20.34	\$42,305	3.65	\$12.68	\$15.10	\$19.60	\$24.37	\$29.76	\$26,367	\$31,402	\$40,771	\$50,683	\$61,907	0.75
37-1012	First-line supervisors of landscaping, lawn service, and grounds	1,270	15.71	\$27.81	\$57,837	3.61	\$19.73	\$22.27	\$26.30	\$33.36	\$38.19	\$41,043	\$46,332	\$54,699	\$69,382	\$79,437	1.22
37-2011	Janitors and cleaners, except maids and housekeeping cleaners	19,600	4.50	\$13.90	\$28,904	2.76	\$10.24	\$11.08	\$12.67	\$15.46	\$19.93	\$21,300	\$23,057	\$26,348	\$32,161	\$41,452	0.89
37-2012	Maids and housekeeping cleaners	7,460	7.91	\$12.50	\$26,009	1.30	\$10.37	\$11.04	\$12.19	\$13.84	\$14.95	\$21,575	\$22,954	\$25,346	\$28,778	\$31,100	0.79
37-2019	Building cleaning workers, all other	#	#	\$13.30	\$27,657	5.72	\$10.21	\$11.19	\$12.45	\$14.59	\$17.97	\$21,236	\$23,268	\$25,897	\$30,337	\$37,383	#
37-2021	Pest control workers	450	10.80	\$16.90	\$35,160	11.08	\$10.21	\$13.10	\$17.37	\$20.82	\$23.19	\$21,228	\$27,242	\$36,136	\$43,310	\$48,229	0.57
37-3011	Landscaping and groundskeeping workers	11,600	4.33	\$16.21	\$33,713	1.86	\$11.07	\$13.09	\$15.46	\$18.35	\$22.80	\$23,027	\$27,228	\$32,154	\$38,159	\$47,429	1.24
37-3012	Pesticide handlers, sprayers, and applicators, vegetation	90	29.43	\$19.88	\$41,344	3.50	\$14.05	\$16.63	\$19.57	\$22.85	\$25.76	\$29,225	\$34,585	\$40,707	\$47,528	\$53,580	0.36
37-3013	Tree trimmers and pruners	#	#	\$19.40	\$40,360	5.34	\$15.14	\$16.83	\$19.63	\$22.27	\$23.85	\$31,496	\$34,998	\$40,826	\$46,321	\$49,608	#
37-3019	Grounds maintenance workers, all other	100	42.29	\$25.06	\$52,125	5.42	\$16.69	\$20.22	\$27.00	\$31.15	\$31.16	\$34,719	\$42,053	\$56,165	\$64,795	\$64,811	0.69
39-0000	Personal care and service	55,200	3.27	\$15.01	\$31,230	1.96	\$10.21	\$10.88	\$12.33	\$16.53	\$23.66	\$21,233	\$22,624	\$25,653	\$34,389	\$49,223	0.99
39-1010	First-line supervisors of gaming workers	200	22.10	\$23.79	\$49,489	4.66	\$15.88	\$20.13	\$23.81	\$28.36	\$31.22	\$33,029	\$41,868	\$49,535	\$58,983	\$64,930	0.66
39-1021	First-line supervisors of personal service workers	2,470	9.09	\$20.26	\$42,142	2.91	\$12.24	\$14.06	\$17.94	\$24.51	\$30.99	\$25,467	\$29,245	\$37,307	\$50,986	\$64,462	1.06
39-2011	Animal trainers	90	32.54	\$14.75	\$30,689	8.66	\$10.76	\$11.59	\$12.76	\$18.08	\$22.36	\$22,385	\$24,106	\$26,550	\$37,605	\$46,509	0.62
39-2021	Nonfarm animal caretakers	2,680	15.18	\$13.61	\$28,310	5.17	\$10.21	\$10.61	\$11.66	\$14.15	\$19.07	\$21,229	\$22,062	\$24,246	\$29,431	\$39,659	1.31
39-3011	Gaming dealers	830	15.94	\$11.01	\$22,894	3.15	\$10.20	\$10.20	\$10.21	\$10.21	\$13.21	\$21,219	\$21,222	\$21,229	\$21,235	\$27,482	0.88
39-3019	Gaming service workers, all other	150	23.31	\$16.30	\$33,905	3.27	\$11.30	\$12.76	\$15.14	\$18.24	\$20.40	\$23,496	\$26,540	\$31,495	\$37,947	\$42,428	1.46
39-3021	Motion picture projectionists	80	41.23	\$12.85	\$26,722	9.09	\$10.38	\$10.77	\$11.43	\$13.94	\$18.55	\$21,585	\$22,409	\$23,782	\$29,003	\$38,578	1.69
39-3031	Ushers, lobby attendants, and ticket takers	2,000	13.26	\$11.28	\$23,471	2.76	\$10.20	\$10.21	\$10.62	\$11.79	\$13.68	\$21,221	\$21,229	\$22,085	\$24,513	\$28,459	1.46

Data unavailable

Occupational Code	Occupational Title	Employment Estimate	Employment Percentage Relative Standard Error	Average Hourly Wage	Average Annual Wage	Wage Percentage Relative Standard Error	10th Percentile (Hourly)	25th Percentile (Hourly)	50th Percentile (Hourly)	75th Percentile (Hourly)	90th Percentile (Hourly)	10th Percentile (Annual)	25th Percentile (Annual)	50th Percentile (Annual)	75th Percentile (Annual)	90th Percentile (Annual)	Location Quotients
39-3091	Amusement and recreation attendants	5,430	10.92	\$11.90	\$24,760	2.23	\$10.20	\$10.21	\$11.11	\$12.57	\$14.77	\$21,223	\$21,233	\$23,106	\$26,147	\$30,723	1.66
39-3092	Costume attendants	30	22.75	\$19.11	\$39,756	6.12	\$12.80	\$14.95	\$20.05	\$22.76	\$24.84	\$26,621	\$31,101	\$41,699	\$47,348	\$51,675	#
39-3093	Locker room, coatroom, and dressing room attendants	70	41.94	\$15.25	\$31,721	6.77	\$10.21	\$11.16	\$15.12	\$18.00	\$20.17	\$21,229	\$23,207	\$31,454	\$37,443	\$41,945	0.37
39-3099	Entertainment attendants and related workers, all other	#	#	\$10.55	\$21,941	5.66	\$10.20	\$10.20	\$10.21	\$10.21	\$11.30	\$21,218	\$21,222	\$21,228	\$21,234	\$23,510	#
39-4021	Funeral attendants	#	#	\$16.89	\$35,137	11.15	\$10.21	\$11.81	\$15.24	\$22.02	\$25.79	\$21,230	\$24,568	\$31,697	\$45,800	\$53,634	#
39-4031	Morticians, undertakers, and funeral directors	90	32.28	\$33.11	\$68,859	10.34	\$17.49	\$33.03	\$35.80	\$38.36	\$39.76	\$36,379	\$68,698	\$74,462	\$79,798	\$82,708	0.36
39-5011	Barbers	#	#	\$15.84	\$32,956	7.91	\$10.67	\$11.62	\$14.32	\$18.32	\$25.60	\$22,189	\$24,170	\$29,780	\$38,102	\$53,248	#
39-5012	Hairdressers, hairstylists, and cosmetologists	5,030	15.65	\$16.36	\$34,030	6.26	\$10.21	\$10.90	\$13.02	\$21.37	\$26.99	\$21,231	\$22,680	\$27,085	\$44,452	\$56,134	1.30
39-5092	Manicurists and pedicurists	#	#	\$13.07	\$27,191	12.59	\$10.47	\$10.92	\$11.67	\$16.13	\$18.12	\$21,786	\$22,718	\$24,271	\$33,559	\$37,692	#
39-5094	Skincare specialists	#	#	\$29.26	\$60,862	9.10	\$13.58	\$17.07	\$28.21	\$41.43	\$48.55	\$28,239	\$35,510	\$58,672	\$86,174	\$100,986	#
39-6011	Baggage porters and bellhops	510	13.36	\$11.37	\$23,646	1.71	\$10.20	\$10.21	\$10.64	\$11.69	\$13.05	\$21,221	\$21,229	\$22,140	\$24,319	\$27,150	1.19
39-6012	Concierges	380	15.89	\$15.73	\$32,717	3.49	\$11.88	\$13.36	\$14.97	\$17.56	\$21.45	\$24,707	\$27,787	\$31,134	\$36,518	\$44,610	1.00
39-7010	Tour and travel guides	540	33.00	\$17.83	\$37,085	5.71	\$11.50	\$12.65	\$14.10	\$18.93	\$27.05	\$23,910	\$26,304	\$29,328	\$39,375	\$56,268	1.06
39-9011	Childcare workers	5,860	15.67	\$13.92	\$28,953	1.85	\$10.28	\$11.33	\$13.14	\$15.14	\$19.07	\$21,384	\$23,575	\$27,331	\$31,484	\$39,658	1.02
39-9021	Personal care aides	16,100	6.95	\$12.95	\$26,944	3.13	\$10.42	\$10.93	\$11.78	\$13.85	\$17.28	\$21,668	\$22,730	\$24,505	\$28,814	\$35,933	0.71
39-9031	Fitness trainers and aerobics instructors	5,530	10.57	\$22.69	\$47,186	3.64	\$11.05	\$15.33	\$20.89	\$27.70	\$35.66	\$22,992	\$31,885	\$43,461	\$57,620	\$74,172	1.75
39-9032	Recreation workers	3,120	7.53	\$14.99	\$31,179	2.11	\$10.62	\$11.51	\$13.40	\$16.55	\$21.76	\$22,092	\$23,950	\$27,873	\$34,434	\$45,265	0.86
39-9041	Residential advisors	250	2.31	\$16.67	\$34,669	4.26	\$11.14	\$12.90	\$16.23	\$19.21	\$23.93	\$23,175	\$26,839	\$33,758	\$39,958	\$49,770	0.22
41-0000	Sales and related	167,910	2.00	\$24.93	\$51,845	1.93	\$10.49	\$11.70	\$17.01	\$30.35	\$50.01	\$21,816	\$24,332	\$35,387	\$63,121	\$104,020	1.13
41-1011	First-line supervisors of retail sales workers	9,310	4.58	\$25.80	\$53,663	2.82	\$14.04	\$16.90	\$22.04	\$29.71	\$38.54	\$29,201	\$35,155	\$45,848	\$61,792	\$80,171	0.77
41-1012	First-line supervisors of non-retail sales workers	4,090	8.42	\$46.72	\$97,170	4.03	\$21.20	\$29.39	\$41.48	\$56.57	\$75.54	\$44,088	\$61,139	\$86,280	\$117,657	\$157,133	1.62
41-2011	Cashiers	27,960	7.85	\$12.44	\$25,872	1.85	\$10.21	\$10.61	\$11.46	\$13.13	\$17.02	\$21,232	\$22,064	\$23,839	\$27,301	\$35,399	0.75
41-2012	Gaming change persons and booth cashiers	#	#	\$11.93	\$24,820	3.82	\$10.48	\$10.90	\$11.59	\$12.26	\$14.17	\$21,804	\$22,667	\$24,106	\$25,501	\$29,474	#
41-2021	Counter and rental clerks	7,100	7.42	\$18.62	\$38,727	3.00	\$10.96	\$12.67	\$16.06	\$21.29	\$29.48	\$22,793	\$26,353	\$33,402	\$44,282	\$61,314	1.63
41-2022	Parts salespersons	1,900	16.00	\$11.99	\$41,586	3.62	\$12.25	\$14.31	\$18.56	\$23.47	\$29.83	\$25,476	\$29,766	\$38,596	\$48,813	\$62,055	0.73
41-2031	Retail salespersons	45,660	4.37	\$14.93	\$31,051	2.73	\$10.21	\$10.83	\$12.00	\$15.05	\$22.04	\$21,235	\$22,533	\$24,950	\$31,300	\$45,844	1.01
41-3011	Advertising sales agents	1,170	9.27	\$27.16	\$56,490	6.72	\$12.10	\$16.99	\$23.17	\$33.77	\$46.95	\$25,166	\$35,333	\$48,197	\$70,239	\$97,665	0.86
41-3021	Insurance sales agents	5,310	8.43	\$31.58	\$65,684	6.59	\$13.36	\$18.03	\$24.85	\$39.82	\$52.61	\$27,789	\$37,512	\$51,685	\$82,820	\$109,422	1.32
41-3031	Securities, commodities, and financial services sales agents	8,700	9.08	\$37.41	\$77,822	6.17	\$14.98	\$18.79	\$27.92	\$44.91	\$73.14	\$31,158	\$39,075	\$58,067	\$93,406	\$152,123	2.05
41-3041	Travel agents	980	8.27	\$22.08	\$45,917	6.97	\$14.28	\$16.80	\$19.77	\$24.76	\$31.89	\$29,702	\$34,954	\$41,127	\$51,496	\$66,324	1.38
41-3099	Sales representatives, services, all other	20,750	4.76	\$35.79	\$74,445	3.27	\$13.72	\$20.19	\$29.27	\$43.93	\$66.02	\$28,528	\$41,991	\$60,875	\$91,384	\$137,330	1.97
41-4011	Sales representatives, wholesale and manufacturing, technical and scientific products	3,870	11.23	\$46.43	\$96,583	5.06	\$21.25	\$28.98	\$40.74	\$58.47	\$75.84	\$44,201	\$60,288	\$84,743	\$121,625	\$157,754	1.21
41-4012	Sales representatives, wholesale and manufacturing, except technical and scientific products	17,930	4.97	\$38.76	\$80,614	2.59	\$16.81	\$23.97	\$33.09	\$48.89	\$68.69	\$34,956	\$49,862	\$68,834	\$101,691	\$142,883	1.30
41-9011	Demonstrators and product promoters	400	28.99	\$13.73	\$28,563	6.03	\$11.06	\$12.18	\$13.29	\$14.45	\$15.22	\$22,996	\$25,326	\$27,653	\$30,056	\$31,657	0.48
41-9022	Real estate sales agents	2,150	16.65	\$34.50	\$71,770	7.98	\$10.21	\$16.39	\$31.24	\$47.48	\$61.28	\$21,230	\$34,083	\$64,982	\$98,749	\$127,466	1.35
41-9031	Sales engineers	2,350	14.43	\$63.47	\$132,024	3.35	\$39.22	\$48.48	\$65.59	\$76.67	\$89.85	\$81,587	\$100,845	\$136,426	\$159,469	\$186,893	3.51
41-9041	Telemarketers	3,210	7.89	\$14.62	\$30,414	4.76	\$10.21	\$11.24	\$13.54	\$15.70	\$20.72	\$21,232	\$23,375	\$28,170	\$32,653	\$43,092	1.91
41-9091	Door-to-door sales workers, news and street vendors, and related workers	130	37.94	\$14.80	\$30,793	11.78	\$10.99	\$12.17	\$13.65	\$15.22	\$19.35	\$22,868	\$25,314	\$28,401	\$31,660	\$40,246	1.33
41-9099	Sales and related workers, all other	2,770	11.15	\$21.81	\$45,373	3.03	\$11.64	\$14.60	\$19.03	\$25.53	\$33.87	\$24,206	\$30,376	\$39,583	\$53,095	\$70,450	2.83
43-0000	Office and administrative support	203,630	1.19	\$20.66	\$42,972	0.72	\$12.09	\$14.84	\$18.95	\$24.58	\$30.66	\$25,142	\$30,860	\$39,417	\$51,119	\$63,781	0.91
43-1011	First-line supervisors of office and administrative support workers	12,140	2.43	\$31.88	\$66,316	1.49	\$18.03	\$23.88	\$30.01	\$37.75	\$47.98	\$37,501	\$49,662	\$62,420	\$78,518	\$99,806	0.80
43-2011	Switchboard operators, including answering service	710	34.60	\$14.91	\$31,012	2.60	\$11.47	\$12.87	\$14.66	\$17.06	\$18.86	\$23,864	\$26,772	\$30,485	\$35,476	\$39,230	0.98
43-3011	Bill and account collectors	1,900	6.31	\$20.97	\$43,620	2.61	\$15.49	\$17.04	\$19.63	\$23.85	\$29.25	\$32,223	\$35,453	\$40,825	\$49,615	\$60,844	0.74
43-3021	Billing and posting clerks and machine operators	4,430	9.74	\$20.81	\$43,295	2.57	\$15.31	\$17.16	\$20.06	\$24.05	\$28.90	\$31,844	\$35,686	\$41,727	\$50,029	\$60,116	0.93
43-3031	Bookkeeping, accounting, and auditing clerks	15,180	4.52	\$21.42	\$44,563	1.33	\$13.34	\$16.94	\$21.13	\$25.46	\$29.99	\$27,747	\$35,226	\$43,950	\$52,949	\$62,380	0.97
43-3041	Gaming cage workers	90	27.48	\$15.76	\$32,775	2.93	\$11.57	\$13.30	\$15.42	\$18.06	\$20.28	\$24,065	\$27,671	\$32,073	\$37,566	\$42,190	0.56
43-3051	Payroll and timekeeping clerks	1,350	8.81	\$24.86	\$51,699	2.13	\$16.66	\$19.95	\$24.35	\$29.19	\$33.95	\$34,663	\$41,493	\$50,646	\$60,723	\$70,623	0.92
43-3061	Procurement clerks	510	6.64	\$22.63	\$47,064	3.15	\$15.15	\$19.20	\$22.48	\$26.40	\$30.07	\$31,505	\$39,929	\$46,760	\$54,906	\$62,537	0.74

Data unavailable

Occupational Code	Occupational Title	Employment Estimate	Employment Percentage Relative Standard Error	Average Hourly Wage	Average Annual Wage	Wage Percentage Relative Standard Error	10th Percentile (Hourly)	25th Percentile (Hourly)	50th Percentile (Hourly)	75th Percentile (Hourly)	90th Percentile (Hourly)	10th Percentile (Annual)	25th Percentile (Annual)	50th Percentile (Annual)	75th Percentile (Annual)	90th Percentile (Annual)	Location Quotients
43-3071	Tellers	2,870	11.29	\$15.07	\$31,344	2.70	\$11.99	\$12.88	\$14.21	\$16.18	\$20.85	\$24,936	\$26,789	\$29,555	\$33,651	\$43,369	0.60
43-3099	Financial clerks, all other	1,360	6.75	\$23.77	\$49,448	2.00	\$16.34	\$19.29	\$22.91	\$27.96	\$32.45	\$33,997	\$40,131	\$47,651	\$58,165	\$67,486	4.29
43-4011	Brokerage clerks	620	13.47	\$27.53	\$57,254	5.39	\$20.30	\$22.00	\$24.85	\$28.63	\$31.50	\$42,217	\$45,757	\$51,678	\$59,545	\$65,528	1.10
43-4021	Correspondence clerks	110	25.63	\$19.56	\$40,689	7.08	\$11.14	\$16.21	\$19.45	\$23.55	\$28.33	\$23,167	\$33,708	\$40,459	\$48,980	\$58,918	1.89
43-4031	Court, municipal, and license clerks	2,090	0.70	\$20.88	\$43,431	1.26	\$15.07	\$17.80	\$20.47	\$24.04	\$27.84	\$31,341	\$37,025	\$42,584	\$50,005	\$57,915	1.44
43-4041	Credit authorizers, checkers, and clerks	350	18.38	\$23.54	\$48,954	4.98	\$15.96	\$17.74	\$21.70	\$27.91	\$35.85	\$33,190	\$36,900	\$45,140	\$58,045	\$74,564	1.14
43-4051	Customer service representatives	28,350	4.37	\$19.14	\$39,817	1.35	\$11.82	\$14.10	\$17.61	\$22.50	\$29.01	\$24,580	\$29,336	\$36,619	\$46,809	\$60,333	0.97
43-4061	Eligibility interviewers, government programs	1,540	1.47	\$23.68	\$49,260	1.72	\$17.47	\$20.64	\$23.41	\$26.35	\$30.28	\$36,336	\$42,939	\$48,687	\$54,814	\$62,980	1.10
43-4071	File clerks	910	15.93	\$18.85	\$39,214	1.81	\$13.82	\$15.92	\$17.93	\$21.17	\$24.83	\$28,743	\$33,113	\$37,299	\$44,044	\$51,648	0.81
43-4081	Hotel, motel, and resort desk clerks	1,660	10.60	\$13.62	\$28,324	2.45	\$10.81	\$11.71	\$13.31	\$14.99	\$17.26	\$22,482	\$24,351	\$27,691	\$31,184	\$35,894	0.62
43-4111	Interviewers, except eligibility and loan	2,700	9.33	\$19.22	\$39,973	2.37	\$12.38	\$16.00	\$18.58	\$22.37	\$25.43	\$25,744	\$33,275	\$38,642	\$46,529	\$52,901	1.37
43-4121	Library assistants, clerical	400	15.87	\$14.19	\$29,523	2.14	\$10.66	\$11.39	\$13.22	\$16.13	\$18.76	\$22,177	\$23,699	\$27,500	\$33,552	\$39,021	0.44
43-4131	Loan interviewers and clerks	2,560	11.51	\$23.45	\$48,774	1.89	\$16.27	\$19.17	\$22.55	\$26.93	\$31.39	\$33,846	\$39,884	\$46,894	\$56,024	\$65,294	1.13
43-4141	New accounts clerks	#	#	\$15.97	\$33,212	9.46	\$12.26	\$13.16	\$14.67	\$17.37	\$24.93	\$25,496	\$27,377	\$30,511	\$36,130	\$51,861	#
43-4151	Order clerks	2,500	12.99	\$19.05	\$39,618	3.55	\$12.09	\$15.28	\$18.11	\$22.29	\$27.10	\$25,142	\$31,784	\$37,672	\$46,356	\$56,359	1.54
43-4161	Human resources assistants, except payroll and timekeeping	1,410	4.47	\$21.33	\$44,368	2.34	\$15.28	\$17.47	\$21.30	\$24.55	\$28.44	\$31,784	\$36,329	\$44,311	\$51,058	\$59,151	1.11
43-4171	Receptionists and information clerks	10,110	5.54	\$16.12	\$33,526	1.46	\$10.75	\$12.83	\$15.74	\$18.79	\$22.31	\$22,355	\$26,678	\$32,746	\$39,084	\$46,412	0.95
43-4181	Reservation and transportation ticket agents and travel clerks	1,600	9.67	\$22.66	\$47,131	8.99	\$12.43	\$14.76	\$20.41	\$31.87	\$35.90	\$25,849	\$30,697	\$42,456	\$66,288	\$74,674	1.19
43-4199	Information and record clerks, all other	7,280	4.35	\$21.24	\$44,184	1.35	\$14.04	\$17.04	\$20.72	\$24.94	\$29.44	\$29,210	\$35,448	\$43,106	\$51,875	\$61,233	4.59
43-5011	Cargo and freight agents	600	17.55	\$22.56	\$46,919	11.56	\$12.86	\$15.60	\$20.11	\$25.37	\$30.40	\$26,747	\$32,448	\$41,823	\$52,764	\$63,229	0.64
43-5021	Couriers and messengers	870	19.41	\$16.28	\$33,863	7.46	\$11.58	\$13.07	\$15.47	\$19.28	\$22.72	\$24,086	\$27,181	\$32,183	\$40,110	\$47,248	1.13
43-5031	Police, fire, and ambulance dispatchers	700	4.09	\$25.43	\$52,901	1.01	\$19.95	\$22.07	\$25.12	\$28.83	\$31.66	\$41,497	\$45,910	\$52,256	\$59,963	\$65,857	0.72
43-5032	Dispatchers, except police, fire, and ambulance	1,920	9.46	\$22.14	\$46,043	3.52	\$13.50	\$15.83	\$20.09	\$26.98	\$34.52	\$28,088	\$32,932	\$41,780	\$56,121	\$71,809	0.94
43-5041	Meter readers, utilities	#	#	\$28.10	\$58,440	4.22	\$17.88	\$25.03	\$28.19	\$31.43	\$37.82	\$37,198	\$52,058	\$58,625	\$65,370	\$78,659	#
43-5051	Postal service clerks	460	0.00	\$25.89	\$53,841	1.97	\$20.11	\$21.49	\$28.89	\$28.90	\$29.48	\$41,828	\$44,708	\$60,096	\$60,107	\$61,321	0.58
43-5052	Postal service mail carriers	2,660	0.00	\$24.92	\$51,833	1.40	\$17.78	\$18.49	\$27.28	\$30.05	\$30.06	\$36,987	\$38,452	\$56,748	\$62,496	\$62,526	0.76
43-5053	Postal service mail sorters, processors, and processing machine operators	1,740	0.00	\$24.49	\$50,930	2.91	\$16.93	\$17.64	\$28.25	\$28.89	\$28.90	\$35,224	\$36,701	\$58,768	\$60,095	\$60,108	1.64
43-5061	Production, planning, and expediting clerks	1,660	4.58	\$26.27	\$54,648	1.74	\$16.37	\$20.47	\$25.22	\$30.33	\$37.45	\$34,044	\$42,581	\$52,448	\$63,082	\$77,887	0.46
43-5071	Shipping, receiving, and traffic clerks	5,130	6.54	\$16.92	\$35,184	1.65	\$10.97	\$12.85	\$15.66	\$19.74	\$24.68	\$22,820	\$26,720	\$32,572	\$41,053	\$51,337	0.77
43-5081	Stock clerks and order fillers	22,250	3.86	\$15.13	\$31,479	1.24	\$10.83	\$12.11	\$14.00	\$17.21	\$21.39	\$22,519	\$25,179	\$29,122	\$35,800	\$44,496	1.06
43-5111	Weighers, measurers, checkers, and samplers, recordkeeping	440	19.94	\$15.95	\$33,176	6.60	\$10.78	\$11.65	\$14.18	\$18.15	\$23.60	\$22,421	\$24,235	\$29,492	\$37,761	\$49,083	0.66
43-6011	Executive secretaries and executive administrative assistants	6,430	3.48	\$27.93	\$58,098	1.53	\$19.42	\$22.17	\$26.78	\$32.83	\$38.57	\$40,387	\$46,107	\$55,702	\$68,278	\$80,224	1.10
43-6012	Legal secretaries	2,320	12.32	#	#	#	#	#	#	#	#	#	#	#	#	#	1.28
43-6013	Medical secretaries	3,050	14.34	\$19.29	\$40,129	2.36	\$14.57	\$16.34	\$18.49	\$22.07	\$25.28	\$30,297	\$33,980	\$38,456	\$45,911	\$52,579	0.51
43-6014	Secretaries and administrative assistants, except legal, medical,	20,140	3.40	\$19.68	\$40,931	0.90	\$12.20	\$15.43	\$18.98	\$23.66	\$28.51	\$25,381	\$32,093	\$39,486	\$49,222	\$59,292	0.91
43-9011	Computer operators	180	27.56	\$24.73	\$51,446	4.56	\$14.62	\$19.13	\$23.91	\$31.29	\$36.07	\$30,408	\$39,783	\$49,731	\$65,085	\$75,019	0.50
43-9021	Data entry keyers	1,670	12.69	\$17.37	\$36,125	2.59	\$11.97	\$14.19	\$16.99	\$19.92	\$24.07	\$24,894	\$29,521	\$35,334	\$41,434	\$50,069	0.93
43-9022	Word processors and typists	110	20.14	\$21.51	\$44,735	4.58	\$13.35	\$15.94	\$21.52	\$25.77	\$30.65	\$27,758	\$33,146	\$44,770	\$53,607	\$63,743	0.20
43-9031	Desktop publishers	60	45.47	\$32.81	\$68,248	5.08	\$22.60	\$26.61	\$32.78	\$37.09	\$45.60	\$47,005	\$55,357	\$68,179	\$77,137	\$94,839	0.55
43-9041	Insurance claims and policy processing clerks	2,190	17.36	\$24.39	\$50,735	5.08	\$16.80	\$19.34	\$22.83	\$28.41	\$36.09	\$34,942	\$40,225	\$47,489	\$59,101	\$75,064	0.78
43-9051	Mail clerks and mail machine operators, except postal service	710	15.29	\$16.52	\$34,360	2.23	\$11.83	\$13.75	\$16.09	\$18.77	\$22.37	\$24,606	\$28,607	\$33,471	\$39,032	\$46,520	0.81
43-9061	Office clerks, general	21,820	4.11	\$20.51	\$42,668	1.17	\$12.14	\$15.04	\$19.35	\$24.57	\$30.73	\$25,260	\$31,291	\$40,250	\$51,099	\$63,929	0.72
43-9071	Office machine operators, except computer	450	24.99	\$18.07	\$37,587	8.59	\$12.71	\$14.04	\$17.02	\$21.59	\$26.23	\$26,432	\$29,210	\$35,393	\$44,901	\$54,565	0.90
43-9081	Proofreaders and copy markers	50	25.51	#	#	#	#	#	#	#	#	#	#	#	#	#	0.47
43-9111	Statistical assistants	120	5.29	\$20.06	\$41,720	4.22	\$10.79	\$11.86	\$21.22	\$25.77	\$29.37	\$22,440	\$24,678	\$44,128	\$53,599	\$61,087	1.05
43-9199	Office and administrative support workers, all other	840	10.61	\$18.13	\$37,716	3.64	\$11.35	\$13.64	\$16.68	\$21.41	\$27.13	\$23,610	\$28,378	\$34,704	\$44,523	\$56,436	0.42
45-0000	Farming, fishing, and forestry	2,980	14.97	\$15.53	\$32,297	3.12	\$10.21	\$11.28	\$14.20	\$17.84	\$22.56	\$21,233	\$23,454	\$29,526	\$37,111	\$46,917	0.61

Data unavailable

Occupational Code	Occupational Title	Employment Estimate	Employment Percentage Relative Standard Error	Average Hourly Wage	Average Annual Wage	Wage Percentage Relative Standard Error	10th Percentile (Hourly)	25th Percentile (Hourly)	50th Percentile (Hourly)	75th Percentile (Hourly)	90th Percentile (Hourly)	10th Percentile (Annual)	25th Percentile (Annual)	50th Percentile (Annual)	75th Percentile (Annual)	90th Percentile (Annual)	Location Quotients
45-1011	First-line supervisors of farming, fishing, and forestry workers	130	26.32	\$27.90	\$58,026.00	\$6.40	\$18.34	\$21.74	\$25.31	\$32.96	\$38.58	\$38,138.00	\$45,215.00	\$52,652.00	\$68,547.00	\$80,249.00	0.58
45-2011	Agricultural inspectors	20	29.01	\$29.62	\$61,615	3.16	\$21.16	\$25.96	\$29.99	\$33.08	\$37.45	\$44,008	\$53,992	\$62,369	\$68,800	\$77,905	#
45-2092	Farmworkers and laborers, crop, nursery, and greenhouse	2,150	15.20	\$15.11	\$31,435	2.90	\$10.57	\$11.65	\$14.37	\$17.44	\$20.50	\$21,976	\$24,238	\$29,894	\$36,273	\$42,637	0.73
45-2093	Farmworkers, farm, ranch, and aquacultural animals	240	36.56	\$16.90	\$35,157	11.44	\$10.68	\$11.65	\$14.94	\$19.01	\$27.78	\$22,221	\$24,241	\$31,072	\$39,543	\$57,786	0.61
47-0000	Construction and extraction	72,250	2.42	\$24.98	\$51,958	1.15	\$15.04	\$18.22	\$23.49	\$29.55	\$37.52	\$31,283	\$37,901	\$48,867	\$61,472	\$78,050	1.19
47-1011	First-line supervisors of construction trades and extraction work	9,320	4.88	\$36.24	\$75,379	2.09	\$21.82	\$27.55	\$34.31	\$43.13	\$52.19	\$45,377	\$57,313	\$71,361	\$89,704	\$108,555	1.53
47-2021	Brickmasons and blockmasons	#	#	\$25.22	\$52,455	4.20	\$17.77	\$21.73	\$26.62	\$29.37	\$31.01	\$36,960	\$45,200	\$55,373	\$61,084	\$64,511	#
47-2022	Stonemasons	#	#	\$18.86	\$39,231	3.42	\$13.73	\$15.31	\$18.84	\$22.11	\$24.35	\$28,556	\$31,844	\$39,186	\$45,997	\$50,642	#
47-2031	Carpenters	6,990	7.96	\$23.30	\$48,457	2.43	\$14.29	\$18.46	\$24.16	\$28.26	\$30.84	\$29,733	\$38,387	\$50,257	\$58,784	\$64,142	0.95
47-2041	Carpet installers	#	#	\$21.76	\$45,262	8.22	\$13.97	\$20.07	\$22.45	\$24.71	\$28.18	\$29,048	\$41,736	\$46,694	\$51,397	\$58,622	#
47-2044	Tile and marble setters	260	44.67	\$19.87	\$41,338	22.66	\$10.72	\$11.49	\$17.48	\$24.42	\$39.96	\$22,303	\$23,901	\$36,355	\$50,794	\$83,116	0.64
47-2051	Cement masons and concrete finishers	2,480	16.74	\$22.78	\$47,388	3.97	\$14.58	\$19.96	\$23.13	\$26.76	\$29.73	\$30,324	\$41,527	\$48,113	\$55,657	\$61,841	1.30
47-2061	Construction laborers	10,540	7.35	\$18.32	\$38,095	2.40	\$11.32	\$14.75	\$17.67	\$21.49	\$25.06	\$23,550	\$30,672	\$36,756	\$44,701	\$52,131	1.03
47-2071	Paving, surfacing, and tamping equipment operators	780	20.12	\$21.61	\$44,958	2.67	\$16.49	\$19.30	\$21.71	\$23.98	\$26.92	\$34,290	\$40,142	\$45,161	\$49,873	\$55,998	1.64
47-2073	Operating engineers and other construction equipment operators	4,730	7.73	\$25.29	\$52,593	1.52	\$18.38	\$21.54	\$25.56	\$28.88	\$31.25	\$38,224	\$44,800	\$53,157	\$60,077	\$65,003	1.21
47-2081	Drywall and ceiling tile installers	1,750	22.35	\$22.78	\$47,385	2.56	\$16.55	\$19.85	\$22.70	\$25.68	\$29.46	\$34,431	\$41,295	\$47,215	\$53,418	\$61,284	1.68
47-2082	Tapers	230	24.80	\$23.64	\$49,175	3.58	\$15.45	\$19.96	\$24.41	\$27.63	\$29.77	\$32,130	\$41,518	\$50,776	\$57,475	\$61,917	1.21
47-2111	Electricians	8,950	7.00	\$26.81	\$55,764	2.25	\$16.36	\$20.34	\$26.44	\$32.78	\$37.80	\$34,027	\$42,303	\$54,987	\$68,187	\$78,616	1.34
47-2121	Glaziers	850	19.60	\$24.12	\$50,165	4.60	\$15.01	\$18.60	\$24.58	\$29.41	\$34.12	\$31,226	\$38,692	\$51,120	\$61,173	\$70,970	1.64
47-2131	Insulation workers, floor, ceiling, and wall	#	#	\$17.11	\$35,587	4.25	\$12.90	\$15.30	\$17.12	\$18.79	\$21.09	\$26,834	\$31,831	\$35,608	\$39,081	\$43,863	#
47-2132	Insulation workers, mechanical	#	#	\$20.02	\$41,646	2.11	\$14.77	\$17.40	\$20.44	\$22.76	\$24.20	\$30,726	\$36,188	\$42,521	\$47,346	\$50,338	#
47-2141	Painters, construction and maintenance	2,220	15.49	\$20.19	\$41,986	3.81	\$15.64	\$16.97	\$19.25	\$23.07	\$27.08	\$32,522	\$35,306	\$40,045	\$47,993	\$56,318	0.95
47-2142	Paperhangers	#	#	\$23.95	\$49,806	17.04	\$14.95	\$17.92	\$26.58	\$29.23	\$30.83	\$31,101	\$37,279	\$55,286	\$60,808	\$64,121	#
47-2151	Pipelayers	640	30.76	\$21.74	\$45,215	7.68	\$14.68	\$16.62	\$19.73	\$25.85	\$31.93	\$30,542	\$34,578	\$41,036	\$53,767	\$66,404	1.65
47-2152	Plumbers, pipefitters, and steamfitters	5,450	13.27	\$27.75	\$57,723	4.07	\$17.59	\$21.46	\$26.70	\$31.91	\$38.98	\$36,594	\$44,642	\$55,534	\$66,374	\$81,070	1.22
47-2161	Plasterers and stucco masons	#	#	\$16.75	\$34,837	3.41	\$11.55	\$15.89	\$17.43	\$18.97	\$19.93	\$24,028	\$33,054	\$36,251	\$39,448	\$41,460	#
47-2171	Reinforcing iron and rebar workers	420	38.67	\$22.45	\$46,699	5.12	\$17.07	\$19.44	\$22.14	\$25.75	\$29.09	\$35,512	\$40,425	\$46,050	\$53,559	\$60,505	2.21
47-2181	Roofers	1,750	19.10	\$20.84	\$43,343	4.28	\$14.66	\$16.71	\$20.36	\$24.92	\$28.74	\$30,500	\$34,758	\$42,352	\$51,836	\$59,784	1.33
47-2211	Sheet metal workers	2,040	19.14	\$22.63	\$47,064	5.29	\$14.17	\$16.98	\$21.43	\$27.42	\$31.40	\$29,471	\$35,318	\$44,569	\$57,033	\$65,306	1.52
47-2221	Structural iron and steel workers	1,240	18.59	\$24.80	\$51,589	4.14	\$17.43	\$20.24	\$24.10	\$28.92	\$33.22	\$36,264	\$42,109	\$50,134	\$60,146	\$69,095	1.56
47-3011	Helpers--brickmasons, blockmasons, stonemasons, and tile and marble setters	#	#	\$19.80	\$41,181	5.78	\$14.32	\$16.12	\$18.07	\$21.48	\$29.32	\$29,780	\$33,526	\$37,581	\$44,670	\$60,976	#
47-3012	Helpers--carpenters	150	39.10	\$16.41	\$34,125	3.87	\$13.48	\$15.03	\$16.57	\$18.18	\$19.15	\$28,031	\$31,259	\$34,466	\$37,811	\$39,822	0.46
47-3013	Helpers--electricians	#	#	\$18.51	\$38,502	4.45	\$12.84	\$15.18	\$18.53	\$22.04	\$24.25	\$26,702	\$31,578	\$38,541	\$45,842	\$50,434	#
47-3014	Helpers--painters, paperhangers, plasterers, and stucco masons	60	12.70	\$18.70	\$38,901	4.68	\$13.80	\$16.14	\$18.30	\$21.62	\$24.25	\$28,708	\$33,575	\$38,066	\$44,972	\$50,434	0.58
47-3015	Helpers--pipelayers, plumbers, pipefitters, and steamfitters	#	#	\$16.09	\$33,460	6.58	\$12.43	\$13.99	\$15.85	\$17.66	\$18.75	\$25,854	\$29,096	\$32,968	\$36,733	\$38,992	#
47-3016	Helpers--roofers	#	#	\$15.03	\$31,256	3.67	\$12.58	\$13.51	\$15.03	\$16.87	\$18.05	\$26,162	\$28,111	\$31,266	\$35,085	\$37,535	#
47-3019	Helpers, construction trades, all other	#	#	\$19.02	\$39,568	18.39	\$13.00	\$14.11	\$17.09	\$23.88	\$28.38	\$27,032	\$29,345	\$35,554	\$49,676	\$59,024	#
47-4011	Construction and building inspectors	1,630	20.73	\$32.80	\$68,229	6.67	\$19.73	\$25.25	\$32.56	\$41.41	\$46.84	\$41,041	\$52,528	\$67,732	\$86,123	\$97,432	1.54
47-4031	Fence erectors	240	47.39	\$16.64	\$34,609	7.65	\$12.55	\$13.62	\$15.36	\$18.18	\$21.70	\$26,106	\$28,333	\$31,939	\$37,807	\$45,137	1.00
47-4041	Hazardous materials removal workers	1,000	14.90	\$19.83	\$41,247	4.11	\$14.43	\$17.12	\$19.82	\$22.52	\$24.30	\$30,009	\$35,616	\$41,219	\$46,849	\$50,537	2.22
47-4051	Highway maintenance workers	760	2.52	\$21.60	\$44,935	1.03	\$16.76	\$18.54	\$21.62	\$23.86	\$28.12	\$34,862	\$38,563	\$44,968	\$49,631	\$58,496	0.50
47-4071	Septic tank servicers and sewer pipe cleaners	360	42.78	\$26.30	\$54,696	8.53	\$16.50	\$20.57	\$26.07	\$31.01	\$38.03	\$34,328	\$42,788	\$54,220	\$64,499	\$79,100	1.30
47-4090	Miscellaneous construction and related workers	820	32.09	\$20.17	\$41,953	4.42	\$13.82	\$16.49	\$19.22	\$24.02	\$28.48	\$28,746	\$34,289	\$39,972	\$49,962	\$59,248	2.41
47-5011	Derrick operators, oil and gas	#	#	\$25.78	\$53,622	6.41	\$21.86	\$24.29	\$26.04	\$28.20	\$29.50	\$45,466	\$50,527	\$54,157	\$58,653	\$61,351	#
47-5012	Rotary drill operators, oil and gas	190	36.22	\$29.91	\$62,220	9.75	\$18.90	\$21.47	\$25.76	\$36.36	\$46.15	\$39,307	\$44,658	\$53,576	\$75,622	\$95,992	1.01
47-5013	Service unit operators, oil, gas, and mining	#	#	\$30.53	\$63,497	13.44	\$16.88	\$19.96	\$24.22	\$31.77	\$43.95	\$35,118	\$41,514	\$50,377	\$66,087	\$91,412	#
47-5021	Earth drillers, except oil and gas	#	#	\$23.03	\$48,670	5.47	\$19.42	\$20.81	\$23.03	\$26.18	\$29.36	\$40,397	\$43,278	\$47,911	\$54,452	\$61,062	#
47-5071	Roustabouts, oil and gas	400	36.97	\$23.80	\$49,497	6.76	\$16.50	\$18.93	\$25.14	\$28.11	\$29.92	\$34,315	\$39,367	\$52,288	\$58,473	\$62,224	0.71

Data unavailable

Occupational Code	Occupational Title	Employment Estimate	Employment Percentage Relative Standard Error	Average Hourly Wage	Average Annual Wage	Wage Percentage Relative Standard Error	10th Percentile (Hourly)	25th Percentile (Hourly)	50th Percentile (Hourly)	75th Percentile (Hourly)	90th Percentile (Hourly)	10th Percentile (Annual)	25th Percentile (Annual)	50th Percentile (Annual)	75th Percentile (Annual)	90th Percentile (Annual)	Location Quotients
47-5081	Helpers—extraction workers	#	#	\$17.32	\$36,023	4.65	\$15.44	\$16.14	\$17.24	\$18.34	\$19.04	\$32,123	\$33,568	\$35,856	\$38,145	\$39,594	#
49-0000	Installation, maintenance, and repair	53,900	2.12	\$25.79	\$53,647	1.08	\$13.79	\$17.85	\$24.24	\$31.90	\$40.25	\$28,674	\$37,138	\$50,427	\$66,354	\$83,720	0.94
49-1011	First-line supervisors of mechanics, installers, and repairers	4,680	5.25	\$35.25	\$73,312	1.55	\$20.81	\$26.22	\$34.86	\$42.98	\$50.19	\$43,277	\$54,544	\$72,504	\$89,392	\$104,401	0.97
49-2011	Computer, automated teller, and office machine repairers	750	16.94	\$20.06	\$41,724	3.73	\$12.74	\$14.96	\$18.64	\$24.14	\$29.86	\$26,496	\$31,109	\$38,773	\$50,203	\$62,114	0.71
49-2021	Radio, cellular, and tower equipment installers and repairers	370	44.49	\$28.46	\$59,202	12.77	\$13.43	\$18.31	\$32.06	\$36.37	\$39.03	\$27,941	\$38,089	\$66,690	\$75,647	\$81,186	2.57
49-2022	Telecommunications equipment installers and repairers, except line installers	3,420	14.03	\$32.21	\$66,992	2.29	\$21.57	\$27.73	\$33.21	\$37.12	\$40.61	\$44,864	\$57,669	\$69,086	\$77,211	\$84,474	1.46
49-2091	Avionics technicians	330	6.08	\$30.61	\$63,671	8.51	\$15.98	\$21.16	\$31.33	\$39.88	\$45.89	\$33,245	\$44,015	\$65,162	\$82,955	\$95,455	1.70
49-2092	Electric motor, power tool, and related repairers	340	41.92	\$22.97	\$47,782	5.81	\$13.78	\$18.84	\$23.03	\$27.73	\$30.52	\$28,658	\$39,178	\$47,907	\$57,682	\$63,476	2.09
49-2094	Electrical and electronics repairers, commercial and industrial equipment	840	11.55	\$28.95	\$60,226	3.48	\$18.00	\$22.10	\$28.19	\$35.22	\$41.56	\$37,444	\$45,970	\$58,644	\$73,259	\$86,444	1.38
49-2095	Electrical and electronics repairers, powerhouse, substation, and relay	90	20.31	\$43.74	\$90,982	3.94	\$36.26	\$41.56	\$44.82	\$48.08	\$50.04	\$75,413	\$86,453	\$93,232	\$100,011	\$104,078	0.39
49-2096	Electronic equipment installers and repairers, motor vehicles	#	#	\$17.78	\$36,992	11.76	\$12.98	\$13.86	\$15.31	\$22.06	\$25.11	\$26,996	\$28,837	\$31,840	\$45,882	\$52,227	#
49-2097	Electronic home entertainment equipment installers and repairers	460	40.59	\$22.34	\$46,462	5.21	\$16.09	\$17.93	\$22.31	\$26.56	\$29.20	\$33,475	\$37,298	\$46,405	\$55,251	\$60,745	1.72
49-2098	Security and fire alarm systems installers	970	16.54	\$27.83	\$57,883	3.84	\$17.45	\$22.71	\$27.70	\$32.27	\$38.32	\$36,291	\$47,241	\$57,620	\$67,120	\$79,711	1.34
49-3011	Aircraft mechanics and service technicians	1,260	16.06	\$38.71	\$80,513	4.26	\$23.37	\$31.15	\$40.46	\$46.57	\$51.74	\$48,614	\$64,799	\$84,167	\$96,871	\$107,613	0.94
49-3021	Automotive body and related repairers	2,020	13.67	\$25.06	\$52,134	4.71	\$14.14	\$17.39	\$22.02	\$29.13	\$42.12	\$29,421	\$36,180	\$45,794	\$60,583	\$87,610	1.39
49-3023	Automotive service technicians and mechanics	5,860	5.27	\$23.78	\$49,471	2.34	\$12.43	\$16.34	\$22.48	\$29.55	\$36.70	\$25,854	\$33,992	\$46,751	\$61,473	\$76,336	0.88
49-3031	Bus and truck mechanics and diesel engine specialists	2,580	8.23	\$25.76	\$53,574	2.02	\$16.70	\$20.45	\$25.36	\$30.13	\$36.96	\$34,734	\$42,529	\$52,741	\$62,663	\$76,883	0.95
49-3041	Farm equipment mechanics and service technicians	#	#	\$22.80	\$47,427	10.44	\$16.07	\$18.74	\$22.71	\$26.81	\$30.11	\$33,433	\$38,985	\$47,231	\$55,773	\$62,638	#
49-3042	Mobile heavy equipment mechanics, except engines	1,760	12.81	\$25.89	\$53,856	1.34	\$19.65	\$21.80	\$25.43	\$29.52	\$34.11	\$40,863	\$45,350	\$52,903	\$61,398	\$70,955	1.23
49-3043	Rail car repairers	180	17.24	\$31.01	\$64,511.00	\$12.07	\$18.48	\$23.84	\$27.72	\$42.34	\$48.90	\$38,433.00	\$49,591.00	\$57,667.00	\$88,057.00	\$101,706.00	0.72
49-3051	Motorboat mechanics and service technicians	#	#	\$20.82	\$43,310	3.32	\$16.52	\$17.86	\$22.22	\$23.64	\$26.48	\$34,363	\$37,159	\$42,067	\$49,176	\$55,086	#
49-3052	Motorcycle mechanics	260	48.45	\$19.08	\$39,678	8.83	\$15.12	\$16.05	\$17.59	\$19.15	\$28.56	\$31,448	\$33,376	\$36,593	\$39,832	\$59,399	1.70
49-3053	Outdoor power equipment and other small engine mechanics	230	21.54	\$19.20	\$39,928	2.49	\$13.09	\$14.58	\$18.56	\$23.15	\$27.40	\$27,225	\$30,324	\$38,610	\$48,156	\$56,989	0.71
49-3091	Bicycle repairers	#	#	\$15.22	\$31,660	6.09	\$12.44	\$13.21	\$14.48	\$16.77	\$19.66	\$25,879	\$27,473	\$30,128	\$34,884	\$40,901	#
49-3093	Tire repairers and changers	1,250	21.51	\$14.62	\$30,417	4.77	\$11.17	\$12.51	\$14.23	\$16.36	\$18.76	\$23,241	\$26,015	\$29,608	\$34,019	\$39,014	1.09
49-9011	Mechanical door repairers	350	43.43	\$22.62	\$47,044	5.04	\$17.08	\$19.71	\$22.23	\$25.81	\$29.72	\$35,523	\$41,006	\$46,237	\$53,683	\$61,821	1.52
49-9012	Control and valve installers and repairers, except mechanical door	880	18.96	\$32.10	\$66,777	5.20	\$19.60	\$23.50	\$30.74	\$42.10	\$47.87	\$40,775	\$48,886	\$63,929	\$87,575	\$99,577	1.66
49-9021	Heating, air conditioning, and refrigeration mechanics and installers	3,130	12.68	\$27.58	\$57,366	5.26	\$16.20	\$19.48	\$26.40	\$32.12	\$39.85	\$33,697	\$40,511	\$54,905	\$66,808	\$82,894	0.94
49-9031	Home appliance repairers	340	29.95	\$22.97	\$47,774	6.21	\$11.09	\$13.36	\$19.64	\$29.04	\$40.06	\$23,070	\$27,787	\$40,860	\$60,401	\$83,329	1.06
49-9041	Industrial machinery mechanics	2,430	13.95	\$27.78	\$57,791	1.55	\$17.54	\$22.69	\$27.64	\$32.21	\$38.35	\$36,485	\$47,196	\$57,485	\$67,002	\$79,762	0.66
49-9043	Maintenance workers, machinery	190	14.62	\$22.28	\$46,353	2.77	\$15.42	\$17.37	\$21.79	\$27.38	\$29.85	\$32,070	\$36,139	\$45,330	\$56,961	\$62,098	0.23
49-9044	Millwrights	#	#	\$25.72	\$53,503	4.66	\$16.72	\$20.98	\$25.59	\$30.07	\$36.46	\$34,769	\$43,630	\$53,225	\$62,540	\$75,836	#
49-9051	Electrical power-line installers and repairers	1,310	13.58	\$38.36	\$79,785	2.93	\$24.35	\$32.93	\$40.98	\$45.92	\$48.88	\$50,654	\$68,496	\$85,245	\$95,505	\$101,661	1.12
49-9052	Telecommunications line installers and repairers	1,530	19.76	\$25.52	\$53,088	4.18	\$16.03	\$18.60	\$24.78	\$31.32	\$37.44	\$33,336	\$38,698	\$51,541	\$65,143	\$77,876	1.26
49-9061	Camera and photographic equipment repairers	#	#	\$18.35	\$38,160	26.30	\$12.90	\$13.53	\$14.59	\$15.64	\$34.43	\$26,834	\$28,150	\$30,344	\$32,538	\$71,623	#
49-9062	Medical equipment repairers	600	27.80	\$31.65	\$65,836	7.14	\$19.93	\$24.49	\$29.96	\$39.35	\$46.61	\$41,446	\$50,940	\$62,315	\$81,858	\$96,950	1.27
49-9064	Watch repairers	#	#	\$23.97	\$49,867	4.64	\$16.73	\$18.76	\$25.77	\$28.15	\$29.58	\$34,808	\$39,029	\$53,599	\$58,552	\$61,523	#
49-9071	Maintenance and repair workers, general	10,940	4.09	\$20.51	\$42,669	1.45	\$11.92	\$15.52	\$19.44	\$24.95	\$30.16	\$24,792	\$32,281	\$40,440	\$51,897	\$62,741	0.77
49-9081	Wind turbine service technicians	#	#	\$37.11	\$77,197	14.81	\$20.99	\$30.87	\$40.00	\$45.20	\$48.34	\$43,652	\$64,219	\$83,194	\$94,024	\$100,555	#
49-9091	Coin, vending, and amusement machine servicers and repairers	230	27.71	\$19.82	\$41,231	6.44	\$11.58	\$14.16	\$19.19	\$24.38	\$29.38	\$24,096	\$29,453	\$39,925	\$50,718	\$61,118	0.67
49-9094	Locksmiths and safe repairers	#	#	\$23.31	\$48,495	3.59	\$19.86	\$21.05	\$23.04	\$24.92	\$28.69	\$41,314	\$43,794	\$47,926	\$51,828	\$59,684	#
49-9096	Riggers	#	#	\$22.96	\$47,749	4.15	\$17.58	\$20.22	\$22.66	\$25.21	\$29.60	\$36,575	\$42,052	\$47,133	\$52,434	\$61,572	#
49-9098	Helpers—installation, maintenance, and repair workers	750	17.06	\$16.10	\$33,485	3.04	\$10.79	\$11.66	\$16.20	\$18.66	\$22.74	\$22,444	\$24,255	\$33,700	\$38,818	\$47,304	0.70
49-9099	Installation, maintenance, and repair workers, all other	2,070	18.79	\$18.72	\$38,933	2.54	\$12.04	\$14.79	\$18.21	\$22.16	\$25.28	\$25,051	\$30,753	\$37,869	\$46,086	\$52,580	1.29

Data unavailable

Occupational Code	Occupational Title	Employment Estimate	Employment Percentage Relative Standard Error	Average Hourly Wage	Average Annual Wage	Wage Percentage Relative Standard Error	10th Percentile (Hourly)	25th Percentile (Hourly)	50th Percentile (Hourly)	75th Percentile (Hourly)	90th Percentile (Hourly)	10th Percentile (Annual)	25th Percentile (Annual)	50th Percentile (Annual)	75th Percentile (Annual)	90th Percentile (Annual)	Location Quotients
51-0000	Production	51,300	2.99	\$19.77	\$41,120	1.10	\$11.17	\$13.38	\$17.55	\$23.59	\$31.24	\$23,236	\$27,828	\$36,496	\$49,066	\$64,977	0.55
51-1011	First-line supervisors of production and operating workers	3,590	4.56	\$32.77	\$68,172	2.13	\$18.76	\$23.33	\$30.92	\$40.27	\$50.77	\$39,017	\$48,523	\$64,310	\$83,770	\$105,599	0.56
51-2011	Aircraft structure, surfaces, rigging, and systems assemblers	#	#	\$24.73	\$51,432	6.95	\$15.08	\$18.58	\$25.27	\$29.67	\$35.49	\$31,374	\$38,656	\$52,569	\$61,704	\$73,825	#
51-2028	Electrical, electronic, and electromechanical assemblers, except coil winders, tapers, and finishers	2,340	8.12	\$17.48	\$36,361	2.56	\$12.46	\$14.01	\$16.71	\$19.72	\$24.70	\$25,923	\$29,136	\$34,748	\$41,014	\$51,382	0.83
51-2041	Structural metal fabricators and fitters	#	#	\$18.89	\$39,293	7.87	\$11.42	\$13.70	\$18.48	\$22.88	\$27.21	\$23,748	\$28,497	\$38,444	\$47,583	\$56,588	#
51-2091	Fiberglass laminators and fabricators	#	#	\$23.27	\$48,397	3.33	\$17.44	\$20.44	\$23.57	\$27.09	\$29.28	\$36,280	\$42,513	\$49,029	\$56,344	\$60,903	#
51-2098	Assemblers and fabricators, all other, including team assemblers	3,970	8.44	\$16.11	\$33,501	2.26	\$11.00	\$12.49	\$15.16	\$18.70	\$22.85	\$22,872	\$25,969	\$31,524	\$38,886	\$47,521	0.29
51-3011	Bakers	1,860	11.38	\$15.84	\$32,952	5.67	\$10.79	\$12.13	\$14.75	\$19.70	\$23.12	\$22,443	\$25,228	\$30,677	\$40,980	\$48,094	1.01
51-3021	Butchers and meat cutters	960	12.25	\$17.97	\$37,370	2.14	\$12.88	\$14.42	\$17.71	\$21.51	\$23.98	\$26,785	\$29,985	\$36,845	\$44,741	\$49,877	0.70
51-3022	Meat, poultry, and fish cutters and trimmers	270	37.41	\$15.09	\$31,386	6.29	\$11.07	\$12.34	\$14.14	\$17.52	\$21.74	\$23,016	\$25,666	\$29,403	\$36,441	\$45,219	0.17
51-3023	Slaughtering and meat packers	320	15.62	\$15.60	\$32,451	6.24	\$10.70	\$11.50	\$15.28	\$18.96	\$22.77	\$22,249	\$23,925	\$31,789	\$39,444	\$47,354	0.42
51-3091	Food and tobacco roasting, baking, and drying machine operators and tenders	260	36.77	\$15.36	\$31,953	4.54	\$11.55	\$12.73	\$14.12	\$16.20	\$20.12	\$24,030	\$26,475	\$29,376	\$33,691	\$41,847	1.23
51-3092	Food batchmakers	1,120	21.12	\$14.44	\$30,030	3.67	\$10.68	\$11.43	\$13.07	\$15.95	\$21.08	\$22,204	\$23,772	\$27,176	\$33,171	\$43,839	0.68
51-3093	Food cooking machine operators and tenders	270	38.57	\$15.16	\$31,525	4.72	\$10.85	\$11.93	\$14.06	\$17.51	\$21.57	\$22,562	\$24,820	\$29,243	\$36,425	\$44,874	0.81
51-3099	Food processing workers, all other	800	19.39	\$13.34	\$27,741	2.34	\$10.65	\$11.56	\$12.92	\$14.68	\$17.36	\$22,150	\$24,037	\$26,863	\$30,542	\$36,119	1.84
51-4011	Computer-controlled machine tool operators, metal and plastic	300	12.40	\$21.69	\$45,119	4.51	\$15.99	\$18.12	\$21.17	\$24.28	\$28.66	\$33,251	\$37,699	\$44,032	\$50,505	\$59,618	0.20
51-4012	Computer numerically controlled machine tool programmers, metal a	70	21.32	\$28.10	\$58,446	5.17	\$18.79	\$22.06	\$27.65	\$32.47	\$38.60	\$39,075	\$45,887	\$57,518	\$67,541	\$80,289	0.30
51-4021	Extruding and drawing machine setters, operators, and tenders, metal and plastic	#	#	\$19.63	\$40,831	5.53	\$11.79	\$13.58	\$17.49	\$24.09	\$30.85	\$24,515	\$28,256	\$36,379	\$50,101	\$64,177	#
51-4022	Forging machine setters, operators, and tenders, metal and plastic	120	2.51	\$22.10	\$45,964	7.01	\$14.34	\$19.77	\$23.09	\$24.88	\$28.47	\$29,819	\$41,119	\$48,033	\$51,743	\$59,221	0.63
51-4023	Rolling machine setters, operators, and tenders, metal and plastic	60	24.89	\$20.44	\$42,510	6.87	\$14.78	\$16.77	\$19.63	\$23.99	\$28.68	\$30,743	\$34,882	\$40,822	\$49,906	\$59,662	0.23
51-4031	Cutting, punching, and press machine setters, operators, and tenders, metal and plastic	700	17.29	\$17.06	\$35,491	5.93	\$10.93	\$11.98	\$16.63	\$21.28	\$24.48	\$22,727	\$24,925	\$34,592	\$44,271	\$50,921	0.37
51-4032	Drilling and boring machine tool setters, operators, and tenders, metal and plastic	20	24.39	\$17.26	\$35,907	5.21	\$12.96	\$14.31	\$16.32	\$18.54	\$22.97	\$26,953	\$29,755	\$33,945	\$38,562	\$47,772	#
51-4033	Grinding, lapping, polishing, and buffing machine tool setters, operators, and tenders, metal and plastic	220	24.76	\$15.81	\$32,890	3.77	\$11.40	\$13.01	\$15.27	\$17.99	\$21.82	\$23,703	\$27,055	\$31,757	\$37,429	\$45,389	0.30
51-4034	Lathe and turning machine tool setters, operators, and tenders, metal and plastic	80	26.72	\$17.86	\$37,140	9.34	\$10.39	\$11.67	\$15.68	\$23.92	\$28.88	\$21,611	\$24,270	\$32,618	\$49,760	\$60,074	0.26
51-4035	Milling and planing machine setters, operators, and tenders, metal and plastic	20	31.23	\$24.57	\$51,104	26.26	\$13.26	\$14.45	\$16.82	\$20.53	\$70.80	\$27,575	\$30,065	\$34,980	\$42,696	\$147,256	#
51-4041	Machinists	1,940	15.49	\$24.46	\$50,881	3.00	\$14.03	\$19.54	\$24.60	\$29.50	\$35.22	\$29,186	\$40,637	\$51,177	\$61,369	\$73,256	0.49
51-4071	Foundry mold and coremakers	#	#	\$17.38	\$36,159	6.21	\$12.84	\$14.04	\$16.43	\$19.80	\$24.42	\$26,703	\$29,206	\$34,177	\$41,186	\$50,792	#
51-4072	Molding, coremaking, and casting machine setters, operators, and tenders, metal and plastic	1,550	10.08	#	#	#	#	#	#	#	#	#	#	#	#	#	0.93
51-4081	Multiple machine tool setters, operators, and tenders, metal and plastic	410	20.67	\$23.51	\$48,905	8.29	\$15.68	\$17.60	\$21.11	\$29.68	\$36.14	\$32,607	\$36,601	\$43,911	\$61,744	\$75,181	0.30
51-4111	Tool and die makers	#	#	\$24.28	\$50,508	5.38	\$13.19	\$16.62	\$26.08	\$30.80	\$35.21	\$27,436	\$34,571	\$54,236	\$64,066	\$73,242	#
51-4121	Welders, cutters, solderers, and brazers	1,850	10.23	\$23.22	\$48,302	2.64	\$16.23	\$18.31	\$22.43	\$27.34	\$31.21	\$33,767	\$38,080	\$46,662	\$56,873	\$64,907	0.47
51-4122	Welding, soldering, and brazing machine setters, operators, and tenders	170	25.76	\$19.72	\$41,014	8.14	\$11.69	\$14.30	\$19.06	\$24.30	\$29.30	\$24,312	\$29,751	\$39,642	\$50,544	\$60,950	0.48
51-4191	Heat treating equipment setters, operators, and tenders, metal and plastic	30	39.82	\$20.62	\$42,896	6.06	\$12.60	\$15.19	\$18.96	\$25.30	\$29.30	\$26,203	\$31,600	\$39,437	\$52,631	\$60,936	0.17
51-4193	Plating and coating machine setters, operators, and tenders, metal and plastic	90	41.14	\$20.57	\$42,791	9.22	\$13.02	\$15.23	\$19.27	\$24.28	\$31.57	\$27,076	\$31,671	\$40,081	\$50,512	\$65,658	0.23
51-4199	Metal workers and plastic workers, all other	360	42.78	\$17.81	\$37,044	4.56	\$10.21	\$12.87	\$18.77	\$22.18	\$24.10	\$21,231	\$26,774	\$39,036	\$46,138	\$50,122	1.39
51-5111	Prepress technicians and workers	240	30.30	\$20.93	\$43,525	4.44	\$13.79	\$17.47	\$21.00	\$24.01	\$28.66	\$28,678	\$36,334	\$43,678	\$49,942	\$59,608	0.78
51-5112	Printing press operators	1,740	11.27	\$19.79	\$41,172	5.99	\$11.28	\$13.54	\$18.09	\$24.15	\$30.90	\$23,468	\$28,164	\$37,630	\$50,237	\$64,273	0.98
51-5113	Print binding and finishing workers	240	19.89	\$18.74	\$38,969	4.03	\$12.98	\$15.25	\$18.42	\$22.19	\$25.28	\$27,004	\$31,722	\$38,314	\$46,153	\$52,584	0.52
51-6011	Laundry and dry-cleaning workers	1,620	14.20	\$12.55	\$26,109	2.03	\$10.55	\$11.15	\$12.17	\$13.83	\$15.02	\$21,936	\$23,191	\$25,318	\$28,776	\$31,243	0.75
51-6021	Pressers, textile, garment, and related materials	190	41.53	\$12.09	\$25,140	3.60	\$10.21	\$10.67	\$11.60	\$12.95	\$14.82	\$21,232	\$22,189	\$24,122	\$26,933	\$30,815	0.50

Data unavailable

Occupational Code	Occupational Title	Employment Estimate	Employment Percentage Relative Standard Error	Average Hourly Wage	Average Annual Wage	Wage Percentage Relative Standard Error	10th Percentile (Hourly)	25th Percentile (Hourly)	50th Percentile (Hourly)	75th Percentile (Hourly)	90th Percentile (Hourly)	10th Percentile (Annual)	25th Percentile (Annual)	50th Percentile (Annual)	75th Percentile (Annual)	90th Percentile (Annual)	Location Quotients
51-6031	Sewing machine operators	900	16.25	\$13.32	\$27,704	5.15	\$10.20	\$10.21	\$12.13	\$15.11	\$18.58	\$21,224	\$21,235	\$25,226	\$31,428	\$38,644	0.65
51-6051	Sewers, hand	30	23.49	\$16.91	\$35,176	5.23	\$11.40	\$15.90	\$17.45	\$18.99	\$20.78	\$23,712	\$33,073	\$36,289	\$39,506	\$43,225	#
51-6052	Tailors, dressmakers, and custom sewers	100	32.20	\$19.55	\$40,654	5.94	\$11.72	\$16.12	\$19.97	\$23.45	\$26.40	\$24,377	\$33,520	\$41,545	\$48,781	\$54,906	0.47
51-6062	Textile cutting machine setters, operators, and tenders	#	#	\$16.94	\$35,241	4.49	\$10.97	\$12.34	\$16.31	\$20.00	\$25.19	\$22,827	\$25,671	\$33,923	\$41,600	\$52,387	#
51-6093	Upholsterers	180	38.37	\$19.37	\$40,291	6.54	\$14.97	\$16.76	\$18.86	\$22.11	\$25.87	\$31,142	\$34,857	\$39,220	\$45,994	\$53,804	0.54
51-6099	Textile, apparel, and furnishings workers, all other	40	44.30	\$11.56	\$24,051	6.78	\$10.20	\$10.20	\$10.21	\$11.01	\$12.39	\$21,219	\$21,224	\$21,232	\$22,894	\$25,769	0.24
51-7011	Cabinetmakers and bench carpenters	1,370	16.47	\$17.71	\$36,835	2.28	\$12.78	\$14.72	\$17.27	\$19.98	\$23.80	\$26,575	\$30,623	\$35,921	\$41,554	\$49,495	1.31
51-7021	Furniture finishers	120	32.11	\$17.49	\$36,369	2.03	\$12.85	\$14.89	\$17.22	\$19.86	\$23.25	\$26,733	\$30,962	\$35,819	\$41,301	\$48,358	0.68
51-7041	Sawing machine setters, operators, and tenders, wood	110	25.94	\$16.34	\$33,997	5.73	\$11.91	\$13.35	\$15.46	\$18.25	\$23.69	\$24,779	\$27,774	\$32,149	\$37,952	\$49,272	0.21
51-7042	Woodworking machine setters, operators, and tenders, except sawing	290	27.23	\$17.44	\$36,285	1.96	\$12.91	\$14.34	\$17.12	\$20.52	\$23.29	\$26,846	\$29,832	\$35,615	\$42,691	\$48,446	0.36
51-7099	Woodworkers, all other	40	23.88	\$23.28	\$48,427	4.27	\$15.97	\$18.44	\$22.61	\$27.96	\$32.93	\$33,223	\$38,348	\$47,029	\$58,154	\$68,490	0.66
51-8012	Power distributors and dispatchers	50	34.74	\$44.74	\$93,049	2.58	\$35.59	\$41.43	\$45.24	\$49.04	\$53.05	\$74,025	\$86,178	\$94,096	\$102,013	\$110,334	0.46
51-8013	Power plant operators	200	17.62	\$37.53	\$78,059	4.75	\$26.42	\$29.92	\$39.52	\$45.47	\$48.82	\$54,948	\$62,230	\$82,209	\$94,579	\$101,545	0.59
51-8021	Stationary engineers and boiler operators	790	31.51	\$27.33	\$56,844	4.11	\$16.73	\$20.02	\$26.28	\$31.11	\$38.58	\$34,801	\$41,636	\$54,654	\$64,713	\$80,256	2.44
51-8031	Water and wastewater treatment plant and system operators	730	10.47	\$28.49	\$59,254	2.07	\$19.52	\$22.40	\$27.77	\$34.26	\$39.28	\$40,608	\$46,599	\$57,752	\$71,254	\$81,702	0.58
51-8092	Gas plant operators	160	24.20	\$34.17	\$71,082	2.42	\$26.73	\$29.80	\$33.81	\$38.09	\$43.00	\$55,607	\$61,977	\$70,335	\$79,218	\$89,441	1.05
51-8093	Petroleum pump system operators, refinery operators, and gaugers	300	10.28	\$38.99	\$81,105	4.79	\$26.62	\$32.14	\$41.52	\$46.08	\$48.81	\$55,367	\$66,845	\$86,362	\$95,844	\$101,533	0.76
51-8099	Plant and system operators, all other	390	18.32	\$23.10	\$48,044	8.08	\$11.92	\$15.56	\$19.61	\$28.15	\$39.54	\$24,790	\$32,372	\$40,781	\$58,547	\$82,249	3.15
51-9011	Chemical equipment operators and tenders	320	26.75	\$20.68	\$43,013	3.71	\$14.21	\$16.37	\$19.34	\$23.84	\$30.22	\$29,547	\$34,052	\$40,219	\$49,583	\$62,850	0.38
51-9012	Separating, filtering, clarifying, precipitating, and still machine setters, operators, and tenders	820	28.04	\$20.45	\$42,533	3.93	\$13.42	\$15.78	\$19.51	\$24.68	\$29.41	\$27,904	\$32,833	\$40,580	\$51,333	\$61,179	1.62
51-9021	Crushing, grinding, and polishing machine setters, operators, and tenders	260	22.64	\$19.01	\$39,550	4.79	\$14.15	\$16.06	\$18.12	\$21.37	\$24.66	\$29,430	\$33,412	\$37,687	\$44,446	\$51,301	0.80
51-9022	Grinding and polishing workers, hand	#	#	\$17.94	\$37,312	4.66	\$12.98	\$14.86	\$18.51	\$21.31	\$22.95	\$27,004	\$30,915	\$38,499	\$44,315	\$47,739	#
51-9023	Mixing and blending machine setters, operators, and tenders	390	22.37	\$18.91	\$39,337	7.96	\$12.78	\$14.52	\$17.28	\$20.78	\$29.78	\$26,585	\$30,211	\$35,942	\$43,229	\$61,939	0.30
51-9031	Cutters and trimmers, hand	#	#	\$14.96	\$31,113	2.93	\$10.70	\$11.57	\$13.84	\$17.55	\$21.68	\$22,250	\$24,066	\$28,794	\$36,507	\$45,097	#
51-9032	Cutting and slicing machine setters, operators, and tenders	480	27.58	\$17.68	\$36,779	3.33	\$12.40	\$13.96	\$16.98	\$19.87	\$24.35	\$25,788	\$29,044	\$35,316	\$41,323	\$50,645	0.77
51-9041	Extruding, forming, pressing, and compacting machine setters, operators, and tenders	510	17.96	\$18.10	\$37,643	2.44	\$12.90	\$14.70	\$17.34	\$20.59	\$24.97	\$26,835	\$30,567	\$36,069	\$42,832	\$51,947	0.69
51-9051	Furnace, kiln, oven, drier, and kettle operators and tenders	70	9.39	\$21.14	\$43,971	3.12	\$15.61	\$17.23	\$20.11	\$24.53	\$28.97	\$32,469	\$35,830	\$41,831	\$51,026	\$60,247	0.40
51-9061	Inspectors, testers, sorters, samplers, and weighers	3,130	8.65	\$22.12	\$46,019	3.47	\$10.96	\$14.39	\$19.74	\$27.60	\$36.00	\$22,801	\$29,939	\$41,059	\$57,418	\$74,883	0.55
51-9071	Jewelers and precious stone and metal workers	#	#	\$26.78	\$55,697	6.95	\$18.47	\$21.84	\$27.23	\$32.83	\$36.61	\$38,427	\$45,421	\$56,628	\$68,282	\$76,141	#
51-9081	Dental laboratory technicians	330	24.45	\$22.95	\$47,732	6.93	\$15.84	\$18.47	\$23.46	\$27.39	\$30.05	\$32,945	\$38,412	\$48,793	\$56,973	\$62,506	0.93
51-9082	Medical appliance technicians	#	#	\$27.52	\$57,238	6.13	\$20.44	\$24.79	\$27.82	\$30.81	\$35.26	\$42,523	\$51,569	\$57,870	\$64,081	\$73,332	#
51-9083	Ophthalmic laboratory technicians	#	#	\$20.60	\$42,846	9.39	\$11.61	\$15.42	\$17.86	\$21.17	\$43.25	\$24,141	\$32,079	\$37,156	\$44,042	\$89,952	#
51-9111	Packaging and filling machine operators and tenders	2,400	25.53	\$17.29	\$35,973	4.81	\$10.95	\$12.64	\$15.46	\$21.79	\$25.56	\$22,784	\$26,284	\$32,151	\$45,317	\$53,168	0.60
51-9121	Coating, painting, and spraying machine setters, operators, and tenders	490	13.03	\$15.45	\$32,143	2.86	\$11.77	\$12.78	\$14.51	\$17.70	\$20.56	\$24,484	\$26,578	\$30,183	\$36,816	\$42,759	0.54
51-9122	Painters, transportation equipment	670	21.12	\$27.16	\$56,496	16.95	\$11.60	\$13.60	\$17.65	\$30.76	\$45.93	\$24,124	\$28,282	\$36,721	\$63,985	\$95,533	1.18
51-9123	Painting, coating, and decorating workers	#	#	\$17.26	\$35,899	10.59	\$11.12	\$12.78	\$16.80	\$18.87	\$24.97	\$23,130	\$26,575	\$34,948	\$39,258	\$51,930	#
51-9141	Semiconductor processors	#	#	\$19.35	\$40,253	5.27	\$14.06	\$16.40	\$18.54	\$22.21	\$25.96	\$29,238	\$34,115	\$38,570	\$46,198	\$53,997	#
51-9151	Photographic process workers and processing machine operators	80	21.89	\$16.85	\$35,038	4.73	\$12.07	\$13.48	\$15.69	\$18.44	\$22.60	\$25,116	\$28,048	\$32,639	\$38,350	\$47,016	0.48
51-9191	Adhesive bonding machine operators and tenders	#	#	\$16.72	\$34,772	3.11	\$12.83	\$13.89	\$15.76	\$18.02	\$19.60	\$26,694	\$28,892	\$32,790	\$37,479	\$40,758	#
51-9192	Cleaning, washing, and metal pickling equipment operators and tenders	40	23.72	\$17.87	\$37,174	8.30	\$10.21	\$14.04	\$18.80	\$22.14	\$23.94	\$21,236	\$29,200	\$39,100	\$46,051	\$49,806	0.23
51-9193	Cooling and freezing equipment operators and tenders	40	24.98	\$18.11	\$37,677	11.11	\$12.67	\$13.63	\$15.53	\$22.54	\$28.57	\$26,362	\$28,354	\$32,306	\$46,890	\$59,433	0.42
51-9195	Molders, shapers, and casters, except metal and plastic	280	33.99	\$19.21	\$39,966	3.19	\$15.69	\$16.78	\$18.54	\$21.11	\$23.85	\$32,634	\$34,911	\$38,561	\$43,905	\$49,600	0.65
51-9196	Paper goods machine setters, operators, and tenders	#	#	\$16.96	\$35,268	12.12	\$11.63	\$13.39	\$15.65	\$18.56	\$23.97	\$24,190	\$27,853	\$32,559	\$38,610	\$49,848	#

Data unavailable

Occupational Code	Occupational Title	Employment Estimate	Employment Percentage Relative Standard Error	Average Hourly Wage	Average Annual Wage	Wage Percentage Relative Standard Error	10th Percentile (Hourly)	25th Percentile (Hourly)	50th Percentile (Hourly)	75th Percentile (Hourly)	90th Percentile (Hourly)	10th Percentile (Annual)	25th Percentile (Annual)	50th Percentile (Annual)	75th Percentile (Annual)	90th Percentile (Annual)	Location Quotients
51-9198	Helpers--production workers	2,770	11.14	\$14.38	\$29,913	7.20	\$10.20	\$10.21	\$12.47	\$15.92	\$20.05	\$21,224	\$21,236	\$25,937	\$33,105	\$41,703	0.77
51-9199	Production workers, all other	740	18.24	\$17.51	\$36,411	5.41	\$10.80	\$12.26	\$16.08	\$22.27	\$26.52	\$22,470	\$25,497	\$33,444	\$46,330	\$55,160	0.31
53-0000	Transportation and material moving	91,080	2.65	\$21.77	\$45,286	6.50	\$10.79	\$12.89	\$17.36	\$23.95	\$33.38	\$22,449	\$26,820	\$36,106	\$49,821	\$69,432	0.87
53-1011	Aircraft cargo handling supervisors	220	14.64	\$27.84	\$57,902	4.22	\$16.91	\$19.35	\$24.87	\$35.05	\$44.24	\$35,178	\$40,251	\$51,723	\$72,910	\$92,021	2.44
53-1048	First-line supervisors of transportation and material moving workers, except aircraft cargo handling supervisors	3,710	6.05	\$29.61	\$61,580	1.86	\$17.12	\$20.64	\$28.51	\$35.68	\$44.45	\$35,601	\$42,922	\$59,308	\$74,219	\$92,457	0.88
53-2011	Airline pilots, copilots, and flight engineers	3,060	6.78	#	\$203,214	15.95	#	#	#	#	#	\$74,917	\$134,033	\$190,010			3.61
53-2012	Commercial pilots	540	23.27	#	\$94,931	3.73	#	#	#	#	#	\$56,199	\$68,186	\$85,023	\$116,403	\$155,862	1.40
53-2021	Air traffic controllers	270	0.00	\$60.38	\$125,594	1.99	\$25.39	\$38.00	\$70.20	\$73.27	\$84.76	\$52,801	\$79,047	\$146,022	\$152,407	\$176,303	1.20
53-2022	Airfield operations specialists	60	8.90	\$29.76	\$61,895	3.83	\$17.92	\$24.18	\$30.84	\$35.28	\$40.12	\$37,269	\$50,300	\$64,154	\$73,390	\$83,449	0.62
53-2031	Flight attendants	3,920	4.35	#	\$47,167	4.97	#	#	#	#	#	\$26,651	\$32,171	\$48,640	\$60,301	\$71,608	3.23
53-3021	Bus drivers, transit and intercity	2,390	12.44	\$18.85	\$39,210	2.02	\$15.07	\$16.73	\$18.98	\$21.56	\$23.48	\$31,352	\$34,801	\$39,479	\$44,854	\$48,830	1.35
53-3022	Bus drivers, school or special client	2,870	7.26	\$17.43	\$36,252	2.35	\$12.93	\$15.44	\$17.42	\$19.56	\$22.75	\$26,899	\$32,119	\$36,234	\$40,682	\$47,323	0.56
53-3031	Driver/sales workers	4,820	24.06	\$16.66	\$34,643	9.18	\$10.20	\$10.21	\$11.86	\$20.82	\$29.06	\$21,223	\$21,235	\$24,673	\$43,304	\$60,434	1.14
53-3032	Heavy and tractor-trailer truck drivers	12,280	5.92	\$24.70	\$51,366	2.30	\$15.53	\$19.35	\$23.62	\$28.93	\$35.64	\$32,312	\$40,245	\$49,130	\$60,176	\$74,124	0.67
53-3033	Light truck or delivery services drivers	10,450	7.70	\$19.51	\$40,586	4.88	\$11.28	\$13.60	\$17.69	\$23.84	\$31.41	\$23,472	\$28,294	\$36,791	\$49,586	\$65,342	1.12
53-3041	Taxi drivers and chauffeurs	1,350	32.94	\$15.63	\$32,506	4.17	\$10.42	\$12.75	\$16.03	\$18.27	\$19.84	\$21,681	\$26,513	\$33,338	\$38,002	\$41,258	0.64
53-3099	Motor vehicle operators, all other	1,850	13.99	\$14.26	\$29,669	3.60	\$10.30	\$11.29	\$12.87	\$14.97	\$20.75	\$21,428	\$23,485	\$26,774	\$31,144	\$43,169	3.19
53-6021	Parking lot attendants	1,650	20.44	\$12.39	\$25,763	2.35	\$10.20	\$10.21	\$11.83	\$13.94	\$15.63	\$21,223	\$21,232	\$24,596	\$28,998	\$32,509	1.11
53-6031	Automotive and watercraft service attendants	800	24.95	\$13.51	\$28,093	3.20	\$10.26	\$11.03	\$12.32	\$15.54	\$18.49	\$21,331	\$22,952	\$25,627	\$32,314	\$38,461	0.69
53-6041	Traffic technicians	30	7.55	\$26.89	\$55,922	3.40	\$10.21	\$20.11	\$26.28	\$34.96	\$39.24	\$21,236	\$41,818	\$54,669	\$72,716	\$81,621	#
53-6051	Transportation inspectors	360	16.53	\$39.21	\$81,563	7.16	\$20.65	\$24.74	\$38.37	\$53.22	\$60.19	\$42,947	\$51,457	\$79,809	\$110,700	\$125,197	1.18
53-6099	Transportation workers, all other	1,610	15.41	#	#	#	#	#	#	#	#	#	#	#	#	#	4.19
53-7011	Conveyor operators and tenders	70	35.79	\$20.03	\$41,664	10.97	\$14.08	\$16.38	\$19.89	\$23.65	\$27.15	\$29,289	\$34,067	\$41,373	\$49,202	\$56,469	0.30
53-7021	Crane and tower operators	70	15.65	\$27.67	\$57,544	8.11	\$15.91	\$18.66	\$24.04	\$36.07	\$44.74	\$33,099	\$38,804	\$50,008	\$75,016	\$93,068	0.16
53-7032	Excavating and loading machine and dragline operators	190	25.94	\$24.86	\$51,708	3.58	\$18.84	\$21.41	\$24.70	\$28.68	\$31.13	\$39,179	\$44,539	\$51,379	\$59,648.00	\$64,759.00	0.41
53-7051	Industrial truck and tractor operators	7,140	6.88	\$17.85	\$37,119	2.53	\$11.44	\$13.61	\$17.11	\$21.12	\$25.92	\$23,787	\$28,301	\$35,582	\$43,930	\$53,906	1.16
53-7061	Cleaners of vehicles and equipment	4,580	12.18	\$13.59	\$28,263	2.49	\$10.23	\$11.13	\$12.76	\$15.32	\$18.25	\$21,271	\$23,150	\$26,542	\$31,871	\$37,966	1.18
53-7062	Laborers and freight, stock, and material movers, hand	20,400	6.77	\$15.45	\$32,128	1.53	\$10.59	\$11.79	\$14.49	\$18.03	\$21.65	\$22,028	\$24,518	\$30,147	\$37,510	\$45,027	0.69
53-7063	Machine feeders and offbearers	330	10.41	\$14.10	\$29,327	3.92	\$10.69	\$12.06	\$13.77	\$15.96	\$18.33	\$22,244	\$25,082	\$28,637	\$33,204	\$38,132	0.49
53-7064	Packers and packagers, hand	3,890	8.00	\$13.24	\$27,544	2.23	\$10.21	\$10.89	\$12.06	\$14.50	\$18.52	\$21,236	\$22,655	\$25,079	\$30,166	\$38,516	0.57
53-7073	Wellhead pumpers	410	14.60	\$33.86	\$70,436	3.58	\$22.17	\$30.49	\$34.79	\$39.28	\$45.51	\$46,117	\$63,424	\$72,365	\$81,699	\$94,651	2.99
53-7081	Refuse and recyclable material collectors	1,170	15.09	\$20.51	\$42,664	4.46	\$12.21	\$17.21	\$20.97	\$24.34	\$27.95	\$25,404	\$35,804	\$43,619	\$50,635	\$58,130	0.97
53-7121	Tank car, truck, and ship loaders	50	44.97	\$22.35	\$46,495	4.26	\$18.28	\$20.68	\$22.62	\$24.55	\$27.54	\$38,013	\$43,009	\$47,041	\$51,072	\$57,289	0.49
53-7199	Material moving workers, all other	#	#	\$19.45	\$40,449	6.02	\$15.61	\$16.91	\$19.03	\$22.07	\$24.59	\$32,467	\$35,168	\$39,588	\$45,908	\$51,148	#

Occupational Code	Occupational Title	Employment Estimate	Employment Percentage Relative Standard Error	Average Hourly Wage	Average Annual Wage	Wage Percentage Relative Standard Error	10th Percentile (Hourly)	25th Percentile (Hourly)	50th Percentile (Hourly)	75th Percentile (Hourly)	90th Percentile (Hourly)	10th Percentile (Annual)	25th Percentile (Annual)	50th Percentile (Annual)	75th Percentile (Annual)	90th Percentile (Annual)	Location Quotients
00-0000	Total all occupations	160,420	1.68	\$24.54	\$51,047	1.99	\$10.69	\$12.87	\$18.87	\$29.84	\$44.98	\$22,234	\$26,767	\$39,243	\$62,072	\$93,553	1.00
11-0000	Management	6,160	3.76	\$54.80	\$113,982	2.30	\$22.59	\$33.00	\$48.49	\$66.96	\$94.14	\$46,986	\$68,638	\$100,865	\$139,271	\$195,801	0.73
11-1011	Chief executives	30	27.25	\$98.23	\$204,313	15.84	\$44.19	\$49.46	\$93.14	#	#	\$91,920	\$102,875	\$193,729	#	#	#
11-1021	General and operations managers	2,360	7.34	\$49.62	\$103,220	3.12	\$17.73	\$27.00	\$39.54	\$61.44	\$94	\$36,874	\$56,157	\$82,234	\$127,794	\$194,513	0.93
11-1031	Legislators	20	17.08	#	#	#	#	#	#	#	#	#	#	#	#	#	#
11-2021	Marketing managers	120	10.45	\$75.44	\$156,920	5.31	\$35.61	\$52.19	\$71.09	\$93	#	\$74,073	\$108,550	\$147,874	\$193,163	#	0.47
11-2022	Sales managers	220	17.57	\$86.26	\$179,416	11.41	\$39.04	\$50.72	\$72.47	#	#	\$81,197	\$105,489	\$150,744	#	#	0.52
11-2031	Public relations and fundraising managers	50	8.25	\$72.49	\$150,772	6.29	\$41.67	\$51.36	\$68.88	\$81.55	#	\$86,679	\$106,837	\$143,270	\$169,626	#	0.66
11-3011	Administrative services managers	140	5.46	\$53.27	\$110,811	4.11	\$32.62	\$39.17	\$48.40	\$60.06	\$75.79	\$67,850	\$81,466	\$100,668	\$124,917	\$157,647	0.45
11-3021	Computer and information systems managers	220	8.71	\$70.35	\$146,332	5.13	\$42.24	\$52.86	\$63.25	\$78.96	#	\$87,859	\$109,942	\$131,561	\$164,240	#	0.52
11-3031	Financial managers	300	11.48	\$62.14	\$129,249	6.61	\$26.36	\$40.42	\$56.49	\$75.34	#	\$54,835	\$84,067	\$117,505	\$156,701	#	0.45
11-3051	Industrial production managers	90	7.51	\$59.43	\$123,612	4.22	\$28.12	\$44.03	\$56.91	\$74.92	\$92.83	\$58,489	\$91,589	\$118,370	\$155,830	\$193,079	0.42
11-3061	Purchasing managers	50	11.21	\$73.12	\$152,081	4.72	\$53.08	\$61.09	\$70.09	\$79.72	\$97.34	\$110,404	\$127,069	\$145,786	\$165,809	\$202,476	0.63
11-3071	Transportation, storage, and distribution managers	50	6.54	\$58.45	\$121,573	2.84	\$35.54	\$45.71	\$56.77	\$69.63	\$86.35	\$73,932	\$95,079	\$118,082	\$144,835	\$179,599	0.39
11-3121	Human resources managers	80	9.05	\$61.57	\$128,075	4.71	\$33.88	\$47.42	\$57.82	\$72.89	\$94.69	\$70,467	\$98,626	\$120,264	\$151,611	\$196,947	0.49
11-9021	Construction managers	440	19.88	\$46.16	\$96,010	7.18	\$30.91	\$35.34	\$42.19	\$52.23	\$62.13	\$64,297	\$73,498	\$87,754	\$108,641	\$129,222	1.42
11-9031	Education administrators, preschool and childcare center/program	70	15.22	\$21.40	\$44,515	5.90	\$16.54	\$18.19	\$20.59	\$23.58	\$27.42	\$34,394	\$37,830	\$42,829	\$49,049	\$57,038	1.20
11-9032	Education administrators, elementary and secondary school	210	1.89	#	\$96,453	2.13	#	#	#	#	#	\$71,122	\$83,848	\$96,101	\$112,257	\$125,460	0.71
11-9033	Education administrators, postsecondary	200	0.11	\$61.29	\$127,481	10.48	\$29.79	\$38.28	\$50.36	\$72.76	#	\$61,961	\$79,631	\$104,751	\$151,343	#	1.27
11-9039	Education administrators, all other	30	22.18	\$53.45	\$111,180	4.93	\$33.64	\$47.26	\$54.73	\$61.29	\$73.68	\$69,964	\$98,291	\$113,843	\$127,478	\$153,256	#
11-9041	Architectural and engineering managers	160	3.51	\$78.67	\$163,623	7.11	\$47.72	\$57.24	\$71.62	\$92.31	#	\$99,247	\$119,063	\$148,962	\$192,011	#	0.76
11-9051	Food service managers	#	#	\$31.82	\$66,178	9.31	\$20.19	\$22.26	\$31.18	\$37.59	\$49.80	\$41,989	\$46,301	\$64,864	\$78,186	\$103,580	#
11-9111	Medical and health services managers	390	6.40	\$52.22	\$108,621	3.81	\$26.63	\$36.69	\$48.80	\$63.29	\$76.07	\$55,400	\$76,320	\$101,513	\$131,641	\$158,222	0.95
11-9121	Natural sciences managers	220	16.57	\$63.38	\$131,834	4.12	\$45.62	\$51.70	\$59.31	\$70.09	\$78.95	\$94,896	\$107,541	\$123,361	\$145,782	\$164,212	3.37
11-9141	Property, real estate, and community association managers	160	26.42	\$34.13	\$70,989	12.65	\$16.65	\$20.43	\$31.39	\$36.65	\$57.05	\$34,622	\$42,491	\$65,289	\$76,232	\$118,674	0.73
11-9151	Social and community service managers	70	13.00	\$31.87	\$66,288	5.64	\$16.20	\$18.58	\$27.73	\$43.25	\$56.62	\$33,704	\$38,637	\$57,675	\$89,960	\$117,778	0.44
11-9199	Managers, all other	290	8.11	\$63.13	\$131,320	3.27	\$35.71	\$47.99	\$60.99	\$73.01	\$91.28	\$74,287	\$99,815	\$126,851	\$151,866	\$189,872	0.57
13-0000	Business and financial operations	9,010	3.35	\$33.84	\$70,384	1.79	\$16.27	\$22.35	\$30.79	\$40.93	\$55.16	\$33,842	\$46,492	\$64,043	\$85,134	\$114,742	1.05
13-1020	Buyers and purchasing agents	680	15.02	\$29.28	\$60,900	3.70	\$14.18	\$19.25	\$27.98	\$36.96	\$48.90	\$29,488	\$40,050	\$58,201	\$76,872	\$101,716	1.50
13-1031	Claims adjusters, examiners, and investigators	40	10.22	\$34.76	\$72,304	4.93	\$24.51	\$28.24	\$35.20	\$40.71	\$46.70	\$50,984	\$58,732	\$73,223	\$84,679	\$97,127	0.11
13-1041	Compliance officers, except agriculture, construction, health and safety, and transportation	250	4.33	\$31.54	\$65,610	3.08	\$16.81	\$21.29	\$27.69	\$38.01	\$52.44	\$34,972	\$44,284	\$57,602	\$79,059	\$109,076	0.75
13-1051	Cost estimators	320	13.83	\$32.52	\$67,643	6.41	\$20.76	\$24.99	\$30.50	\$37.79	\$51.54	\$43,182	\$51,982	\$63,445	\$78,599	\$107,206	1.35
13-1071	Human resources specialists	530	6.44	\$31.05	\$64,576	2.27	\$16.98	\$22.17	\$28.89	\$37.05	\$49.21	\$35,326	\$46,120	\$60,084	\$77,056	\$102,359	0.80
13-1075	Labor relations specialists	20	5.11	#	#	#	#	#	#	#	#	#	#	#	#	#	#
13-1081	Logisticians	180	5.11	\$35.87	\$74,600	5.13	\$20.04	\$24.21	\$30.85	\$41.05	\$56.31	\$41,692	\$50,349	\$64,172	\$85,374	\$117,128	0.98
13-1111	Management analysts	440	18.81	\$53.38	\$111,030	9.26	\$24.07	\$35.20	\$49.57	\$65.04	\$81.46	\$50,061	\$73,226	\$103,105	\$135,284	\$169,436	0.57
13-1121	Meeting, convention, and event planners	230	19.49	\$24.27	\$50,474	6.54	\$14.85	\$16.81	\$21.02	\$30.14	\$40.56	\$30,889	\$34,963	\$43,719	\$62,686	\$84,370	1.91
13-1131	Fundraisers	120	8.41	\$25.76	\$53,570	6.02	\$11.60	\$20.28	\$25.19	\$31.34	\$38.81	\$24,138	\$42,175	\$52,395	\$65,192	\$80,729	1.46
13-1141	Compensation, benefits, and job analysis specialists	60	18.92	\$35.00	\$72,802	5.80	\$18.40	\$25.18	\$32.62	\$41.37	\$59.06	\$38,269	\$52,374	\$67,855	\$86,059	\$122,844	0.66
13-1151	Training and development specialists	270	9.15	\$28.96	\$60,246	2.77	\$18.22	\$22.15	\$27.91	\$34.95	\$40.74	\$37,898	\$46,075	\$58,049	\$72,697	\$84,747	0.82
13-1161	Market research analysts and marketing specialists	1,080	7.73	\$30.22	\$62,858	4.78	\$13.14	\$18.41	\$27.24	\$37.56	\$53.51	\$27,328	\$38,295	\$56,669	\$78,118	\$111,302	1.53
13-1199	Business operations specialists, all other	2,250	5.70	\$35.69	\$74,237	2.70	\$18.56	\$23.52	\$32.63	\$43.62	\$57.56	\$38,596	\$48,915	\$67,864	\$90,725	\$119,728	1.91
13-2011	Accountants and auditors	1,550	7.26	\$33.71	\$70,115	1.97	\$19.23	\$23.99	\$31.22	\$39.41	\$51.46	\$39,994	\$49,897	\$64,933	\$81,963	\$107,037	1.11
13-2021	Appraisers and assessors of real estate	90	30.49	#	#	#	#	#	#	#	#	#	#	#	#	#	1.41
13-2031	Budget analysts	50	15.32	\$39.44	\$82,400	2.07	\$29.00	\$32.63	\$39.28	\$46.04	\$50.29	\$60,330	\$67,867	\$81,698	\$95,753	\$104,610	0.93
13-2041	Credit analysts	40	36.01	\$33.01	\$68,659	11.53	\$17.97	\$22.19	\$33.73	\$37.69	\$40.34	\$37,367	\$46,157	\$70,166	\$78,405	\$83,903	0.53
13-2051	Financial analysts	190	38.31	\$33.85	\$70,399	6.34	\$16.74	\$19.87	\$32.66	\$42.62	\$54.48	\$34,829	\$41,336	\$67,933	\$88,644	\$113,326	0.57
13-2052	Personal financial advisors	210	39.79	\$45.30	\$94,231.00	\$15.61	\$27.53	\$31.50	\$36.37	\$45.39	\$70.26	\$57,254.00	\$65,628.00	\$75,656.00	\$94,405.00	\$146,149.00	0.95
13-2072	Loan officers	160	21.97	\$35.13	\$73,062	11.21	\$11.18	\$17.05	\$32.46	\$43.53	\$63.89	\$23,251	\$35,471	\$67,515	\$90,552	\$132,890	0.47
13-2081	Tax examiners and collectors, and revenue agents	20	0.00	\$34.66	\$72,092	2.05	\$21.19	\$25.99	\$34.18	\$40.93	\$49.88	\$44,071	\$54,052	\$71,093	\$85,128	\$103,748	#

Data unavailable

Occupational Code	Occupational Title	Employment Estimate	Employment Percentage Relative Standard Error	Average Hourly Wage	Average Annual Wage	Wage Percentage Relative Standard Error	10th Percentile (Hourly)	25th Percentile (Hourly)	50th Percentile (Hourly)	75th Percentile (Hourly)	90th Percentile (Hourly)	10th Percentile (Annual)	25th Percentile (Annual)	50th Percentile (Annual)	75th Percentile (Annual)	90th Percentile (Annual)	Location Quotients
19-1031	Conservation scientists	700	5.38	\$34.09	\$70,897	3.58	\$21.03	\$25.52	\$30.39	\$39.77	\$53.47	\$43,742	\$53,077	\$63,205	\$82,723	\$111,227	28.53
19-1032	Foresters	80	0.00	\$29.01	\$60,346	2.13	\$20.37	\$22.61	\$27.17	\$33.75	\$38.74	\$42,364	\$47,020	\$56,507	\$70,190	\$80,586	8.81
19-1042	Medical scientists, except epidemiologists	290	0.93	\$25.08	\$52,164	2.62	\$16.74	\$19.26	\$23.15	\$28.77	\$36.97	\$34,829	\$40,053	\$48,147	\$59,851	\$76,893	2.18
19-2012	Physicists	10	0.00	\$34.35	\$71,441	2.44	\$19.87	\$22.52	\$28.12	\$53.23	\$57.69	\$41,339	\$46,846	\$58,482	\$110,723	\$120,001	#
19-2021	Atmospheric and space scientists	#	#	\$48.96	\$101,836	3.35	\$29.25	\$35.84	\$46.40	\$60.54	\$74.55	\$60,831	\$74,553	\$96,509	\$125,933	\$155,054	#
19-2031	Chemists	260	13.86	\$40.45	\$84,137	5.20	\$19.19	\$25.72	\$39.44	\$51.47	\$64.32	\$39,907	\$53,506	\$82,037	\$107,048	\$133,785	2.75
19-2041	Environmental scientists and specialists, including health	#	#	\$40.53	\$84,300	4.06	\$23.89	\$30.14	\$41.66	\$47.31	\$63.04	\$49,696	\$62,689	\$86,662	\$98,409	\$131,124	#
19-2042	Geoscientists, except hydrologists and geographers	60	41.86	\$30.33	\$63,079	8.41	\$20.40	\$24.95	\$28.01	\$31.07	\$42.97	\$42,441	\$51,898	\$58,259	\$64,620	\$89,370	1.72
19-2043	Hydrologists	30	24.03	\$41.41	\$86,132	3.25	\$28.00	\$33.08	\$40.92	\$49.88	\$57.78	\$58,241	\$68,805	\$85,114	\$103,740	\$120,187	#
19-2099	Physical scientists, all other	40	16.67	\$40.60	\$84,447	9.79	\$17.46	\$27.33	\$36.28	\$59.30	\$62.90	\$36,321	\$56,852	\$75,459	\$123,348	\$130,829	2.27
19-3031	Clinical, counseling, and school psychologists	170	6.90	\$39.09	\$81,302	4.71	\$21.30	\$32.72	\$41.88	\$46.88	\$50.61	\$44,302	\$68,052	\$87,114	\$97,508	\$105,276	1.37
19-3051	Urban and regional planners	70	2.85	\$34.79	\$72,359	2.08	\$23.36	\$29.06	\$34.70	\$39.45	\$47.12	\$48,584	\$60,440	\$72,168	\$82,065	\$98,003	1.73
19-3091	Anthropologists and archeologists	#	#	\$32.55	\$67,705	7.36	\$21.01	\$23.72	\$31.75	\$38.79	\$46.03	\$43,703	\$49,333	\$66,035	\$80,682	\$95,749	#
19-3099	Social scientists and related workers, all other	30	0.00	\$34.07	\$70,858	2.14	\$17.46	\$24.28	\$34.83	\$40.27	\$43.49	\$36,309	\$50,510	\$72,440	\$83,772	\$90,451	0.84
19-4021	Biological technicians	250	4.60	\$22.04	\$45,843	1.61	\$13.90	\$17.47	\$21.16	\$25.29	\$31.09	\$28,919	\$36,329	\$44,008	\$52,606	\$64,675	2.89
19-4031	Chemical technicians	#	#	\$24.79	\$51,571	3.17	\$15.58	\$17.45	\$21.98	\$30.80	\$40.69	\$32,406	\$36,303	\$45,726	\$64,066	\$84,632	#
19-4091	Environmental science and protection technicians, including health	#	#	\$21.24	\$44,177	4.23	\$19.21	\$20.02	\$21.38	\$22.73	\$23.54	\$39,962	\$41,642	\$44,460	\$47,278	\$48,969	#
19-4092	Forensic science technicians	10	0.00	\$32.73	\$68,078	2.66	\$26.42	\$28.25	\$31.17	\$36.79	\$42.63	\$54,961	\$58,765	\$64,842	\$76,528	\$88,664	#
19-4093	Forest and conservation technicians	120	13.06	\$20.12	\$41,847	4.82	\$15.60	\$15.61	\$17.47	\$23.79	\$28.26	\$32,448	\$32,459	\$36,328	\$49,491	\$58,773	3.44
19-4099	Life, physical, and social science technicians, all other	100	23.88	\$22.84	\$47,509	5.59	\$13.21	\$16.01	\$21.10	\$28.05	\$36.27	\$27,483	\$33,306	\$43,880	\$58,338	\$75,443	1.32
21-0000	Community and social services	2,350	8.43	\$24.96	\$51,916	6.09	\$13.69	\$16.92	\$22.37	\$28.65	\$36.23	\$27,473	\$35,203	\$46,523	\$59,583	\$75,360	0.98
21-1012	Educational, guidance, school, and vocational counselors	380	8.15	\$26.54	\$55,198	3.37	\$19.44	\$21.49	\$25.17	\$30.84	\$37.19	\$40,443	\$44,689	\$52,347	\$64,146	\$77,350	1.21
21-1015	Rehabilitation counselors	100	8.15	\$19.82	\$41,220	9.91	\$11.96	\$14.97	\$18.00	\$24.11	\$30.76	\$24,887	\$31,148	\$37,441	\$50,142	\$63,979	0.87
21-1018	Substance abuse, behavioral disorder, and mental health counselors	480	15.87	\$24.15	\$50,224	4.98	\$13.21	\$16.40	\$23.58	\$30.15	\$36.64	\$27,485	\$34,121	\$49,037	\$62,718	\$76,211	1.61
21-1019	Counselors, all other	#	#	\$24.26	\$50,471	4.26	\$20.07	\$21.49	\$23.85	\$27.21	\$29.59	\$41,756	\$44,700	\$49,607	\$56,595	\$61,554	#
21-1021	Child, family, and school social workers	480	19.08	\$21.24	\$44,170	4.72	\$14.10	\$16.15	\$19.95	\$24.55	\$30.12	\$29,326	\$33,597	\$41,490	\$51,068	\$62,655	1.34
21-1022	Healthcare social workers	140	14.82	\$26.62	\$55,362	3.60	\$16.91	\$20.25	\$27.05	\$31.28	\$36.55	\$35,174	\$42,130	\$56,268	\$65,062	\$76,016	0.77
21-1029	Social workers, all other	90	6.76	\$22.16	\$46,093	6.36	\$12.57	\$14.74	\$19.08	\$28.04	\$38	\$26,143	\$30,666	\$39,685	\$58,322	\$79,909	1.41
21-1091	Health educators	40	9.12	\$30.30	\$63,016	2.10	\$20.55	\$22.31	\$26.45	\$32	\$54	\$42,745	\$46,396	\$55,026	\$66,057	\$112,139	0.57
21-1093	Social and human service assistants	#	#	\$15.69	\$32,632	3.47	\$12.49	\$13.22	\$14.43	\$17.59	\$21.34	\$25,971	\$27,490	\$30,022	\$36,583	\$44,393	#
21-1094	Community health workers	20	21.07	\$21.20	\$44,096	2.18	\$16.37	\$18.04	\$20.40	\$23.16	\$30.92	\$34,042	\$37,520	\$42,426	\$48,171	\$64,306	#
21-1099	Community and social service specialists, all other	50	15.68	\$27.62	\$57,447	3.75	\$16.18	\$21.64	\$26.59	\$33.58	\$42.24	\$33,647	\$45,016	\$55,316	\$69,838	\$87,860	0.44
21-2011	Clergy	40	18.53	\$23.83	\$49,567	4.23	\$15.49	\$18.43	\$22.73	\$29.45	\$35.47	\$32,215	\$38,331	\$47,280	\$61,262	\$73,774	0.66
23-0000	Legal	810	7.93	\$47.52	\$98,852	9.53	\$22.11	\$27.81	\$36.57	\$58.61	\$82.20	\$45,980	\$57,853	\$76,065	\$121,910	\$170,972	0.65
23-1011	Lawyers	390	5.86	\$62.54	\$130,073	13.94	\$30.68	\$35.17	\$53.19	\$74.48	#	\$63,809	\$73,144	\$110,637	\$154,924	#	0.54
23-1023	Judges, magistrate judges, and magistrates	20	0.21	\$72.06	\$149,892	4.00	\$67.01	\$68.15	\$76.23	\$79.66	\$79.67	\$139,375	\$141,762	\$158,564	\$165,698	\$165,707	#
23-2011	Paralegals and legal assistants	180	18.70	\$26.88	\$55,909	6.08	\$15.73	\$22.46	\$27.09	\$31.53	\$36.95	\$32,726	\$46,718	\$56,357	\$65,592	\$76,863	0.53
23-2099	Legal support workers, all other	70	11.74	\$29.27	\$60,888	6.67	\$17.52	\$20.87	\$27.16	\$35.63	\$43.63	\$36,447	\$43,411	\$56,490	\$74,114	\$90,760	1.42
25-0000	Education, training, and library	9,950	1.77	\$27.67	\$57,562	5.45	\$13.02	\$17.69	\$24.06	\$32.88	\$47.38	\$27,074	\$36,790	\$50,041	\$68,394	\$98,550	1.02
25-1011	Business teachers, postsecondary	190	2.84	#	\$102,138	2.18	#	#	#	#	#	\$46,863	\$57,705	\$89,438	\$144,406	\$173,825	2.04
25-1022	Mathematical science teachers, postsecondary	90	0.00	#	\$96,632	1.73	#	#	#	#	#	\$54,423	\$67,566	\$90,970	\$120,680	\$156,084	1.58
25-1051	Atmospheric, earth, marine, and space sciences teachers, postsecondary	40	0.00	#	\$115,265	4.52	#	#	#	#	#	\$64,183	\$76,889	\$108,651	\$131,404	\$180,221	3.13
25-1062	Area, ethnic, and cultural studies teachers, postsecondary	20	0.00	#	\$79,615	2.38	#	#	#	#	#	\$44,115	\$49,700	\$76,201	\$95,769	\$136,414	#
25-1066	Psychology teachers, postsecondary	50	0.00	#	\$95,559	2.14	#	#	#	#	#	\$59,093	\$75,237	\$96,785	\$115,813	\$129,915	1.30
25-1071	Health specialties teachers, postsecondary	420	6.75	#	\$99,981	2.52	#	#	#	#	#	\$53,657	\$63,539	\$96,116	\$126,881	\$160,604	1.90
25-1121	Art, drama, and music teachers, postsecondary	190	0.00	#	\$75,195	1.74	#	#	#	#	#	\$43,724	\$48,905	\$63,653	\$92,890	\$127,064	1.80
25-1122	Communications teachers, postsecondary	90	0.00	#	\$66,389	2.26	#	#	#	#	#	\$42,668	\$46,393	\$55,459	\$81,112	\$105,955	2.76
25-1123	English language and literature teachers, postsecondary	220	0.00	#	\$60,622	2.09	#	#	#	#	#	\$38,374	\$43,628	\$50,334	\$70,033	\$103,216	2.89

Data unavailable

Occupational Code	Occupational Title	Employment Estimate	Employment Percentage Relative Standard Error	Average Hourly Wage	Average Annual Wage	Wage Percentage Relative Standard Error	10th Percentile (Hourly)	25th Percentile (Hourly)	50th Percentile (Hourly)	75th Percentile (Hourly)	90th Percentile (Hourly)	10th Percentile (Annual)	25th Percentile (Annual)	50th Percentile (Annual)	75th Percentile (Annual)	90th Percentile (Annual)	Location Quotients
25-1125	History teachers, postsecondary	40	0.00	#	\$73,058	2.33	#	#	#	#	#	\$43,387	\$47,837	\$66,872	\$103,727	\$119,951	1.90
25-1194	Vocational education teachers, postsecondary	110	14.86	\$23.12	\$48,091	8.34	\$11.88	\$17.09	\$20.73	\$26.65	\$33.06	\$24,711	\$35,556	\$43,109	\$55,424	\$68,773	0.90
25-2011	Preschool teachers, except special education	570	11.35	\$15.05	\$31,308	3.93	\$12.01	\$12.90	\$14.23	\$16.15	\$18.86	\$24,974	\$28,838	\$29,601	\$33,585	\$39,236	1.21
25-2012	Kindergarten teachers, except special education	210	3.20	#	\$51,040	2.13	#	#	#	#	#	\$36,604	\$42,443	\$50,798	\$59,362	\$67,406	1.48
25-2021	Elementary school teachers, except special education	1,370	1.64	#	\$52,659	2.06	#	#	#	#	#	\$36,262	\$42,459	\$51,509	\$62,322	\$73,269	0.88
25-2022	Middle school teachers, except special and career/technical educa	760	4.05	#	\$51,506	2.03	#	#	#	#	#	\$35,365	\$41,194	\$49,302	\$61,686	\$72,968	1.13
25-2023	Career/technical education teachers, middle school	20	3.22	#	\$45,652	2.81	#	#	#	#	#	\$33,716	\$37,739	\$45,489	\$54,003	\$59,745	#
25-2031	Secondary school teachers, except special and career/technical ed	1,030	3.13	#	\$53,858	2.13	#	#	#	#	#	\$38,247	\$43,681	\$52,142	\$63,375	\$74,464	0.89
25-2032	Career/technical education teachers, secondary school	40	1.55	#	\$50,243	2.78	#	#	#	#	#	\$35,590	\$41,927	\$50,194	\$57,889	\$62,519	0.49
25-2051	Special education teachers, preschool	130	0.50	#	\$50,355	2.28	#	#	#	#	#	\$36,556	\$41,833	\$48,283	\$58,781	\$69,711	4.95
25-2052	Special education teachers, kindergarten and elementary school	220	5.75	#	\$50,478	1.99	#	#	#	#	#	\$36,925	\$42,146	\$48,490	\$58,500	\$69,276	1.07
25-2053	Special education teachers, middle school	80	2.34	#	\$52,103	3.34	#	#	#	#	#	\$35,486	\$41,489	\$49,108	\$61,757	\$74,494	0.85
25-2054	Special education teachers, secondary school	110	1.17	#	\$52,411	2.04	#	#	#	#	#	\$39,052	\$43,309	\$49,960	\$61,132	\$72,356	0.70
25-3011	Adult basic and secondary education and literacy teachers and ins	20	2.63	\$16.19	\$33,680	3.14	\$10.20	\$10.20	\$10.21	\$23.22	\$27.66	\$21,220	\$21,225	\$21,234	\$48,292	\$57,531	#
25-3021	Self-enrichment education teachers	370	29.59	\$19.37	\$40,292	7.28	\$10.21	\$11.98	\$17.84	\$23.12	\$30.16	\$21,230	\$24,925	\$37,115	\$48,099	\$62,728	1.38
25-3097	Teachers and instructors, all other, except substitute teachers	150	31.22	#	\$53,502.00	\$2.69	#	#	#	#	#	\$32,803.00	\$40,297.00	\$53,785.00	\$60,890.00	\$75,021.00	0.41
25-4012	Curators	20	6.29	#	#	#	#	#	#	#	#	#	#	#	#	#	#
25-4013	Museum technicians and conservators	10	6.11	\$16.88	\$35,105	4.97	\$10.78	\$11.65	\$15.61	\$21.62	\$26.53	\$22,432	\$24,225	\$32,478	\$44,976	\$55,179	#
25-4021	Librarians	120	1.57	\$29.37	\$61,089.00	1.58	\$19.80	\$22.73	\$28.20	\$34.92	\$40.93	\$41,182.00	\$47,282.00	\$58,651.00	\$72,640.00	\$85,124.00	0.89
25-4031	Library technicians	210	0.67	\$16.50	\$34,312	3.02	\$10.56	\$11.91	\$15.05	\$20.93	\$23.94	\$21,958	\$24,763	\$31,307	\$43,544	\$49,785	2.19
25-9041	Teacher assistants	1,110	3.27	#	\$27,401	2.25	#	#	#	#	#	\$22,289	\$24,298	\$26,917	\$29,862	\$34,235	0.75
25-9099	Education, training, and library workers, all other	310	0.99	\$24.68	\$51,327	2.98	\$15.55	\$19.72	\$23.38	\$29.04	\$36.16	\$32,344	\$41,019	\$48,636	\$60,413	\$75,216	2.60
27-0000	Arts, design, entertainment, sports, and media	2,330	7.08	\$24.41	\$50,781	6.00	\$10.63	\$11.91	\$19.70	\$29.57	\$40.90	\$22,104	\$24,779	\$40,986	\$61,509	\$85,079	1.08
27-1011	Art directors	30	43.91	#	#	#	#	#	#	#	#	#	#	#	#	#	0.74
27-1014	Multimedia artists and animators	10	25.70	\$33.07	\$68,780	6.97	\$17.71	\$25.92	\$30.95	\$42.28	\$48.25	\$36,828	\$53,919	\$64,378	\$87,944	\$100,352	#
27-1021	Commercial and industrial designers	50	15.59	\$38.68	\$80,457	7.35	\$25.97	\$29.07	\$35.49	\$46.15	\$59.52	\$54,019	\$60,466	\$73,828	\$95,982	\$123,808	1.48
27-1023	Floral designers	70	8.23	\$14.86	\$30,912	10.36	\$11.25	\$12.37	\$13.90	\$17.07	\$21.09	\$23,397	\$25,723	\$28,905	\$35,510	\$43,857	1.54
27-1024	Graphic designers	270	10.88	\$25.05	\$52,112	2.91	\$14.35	\$20.09	\$25.11	\$29.80	\$35.85	\$29,851	\$41,785	\$52,239	\$61,976	\$74,570	1.13
27-1025	Interior designers	110	22.73	\$24.63	\$51,233	7.52	\$11.01	\$17.77	\$22.24	\$30.43	\$38.30	\$22,897	\$36,957	\$46,261	\$63,295	\$79,670	1.76
27-1026	Merchandise displays and window trimmers	#	#	\$14.17	\$29,477	8.28	\$10.41	\$11.22	\$12.76	\$15.37	\$21.33	\$21,656	\$23,335	\$26,545	\$31,977	\$44,358	#
27-2012	Producers and directors	40	28.29	\$20.16	\$41,937	7.81	\$10.21	\$13.21	\$17	\$26	\$34	\$21,236	\$27,481	\$36,339	\$54,344	\$70,879	0.34
27-2022	Coaches and scouts	530	26.89	#	\$35,269	9.85	#	#	#	#	#	\$21,583	\$22,434	\$23,852	\$32,339	\$50,067	2.01
27-2023	Umpires, referees, and other sports officials	70	15.97	#	\$27,155	5.01	#	#	#	#	#	\$21,852	\$22,774	\$24,311	\$28,234	\$34,861	3.33
27-2099	Entertainers and performers, sports and related workers, all other	50	0.69	\$27.33	#	6.83	\$10.21	\$17.01	\$26.80	\$35.41	\$44.80	#	#	#	#	#	3.47
27-3031	Public relations specialists	320	14.69	\$26.87	\$55,884	5.39	\$11.56	\$14.98	\$25.82	\$35	\$46	\$24,054	\$31,150	\$53,705	\$72,519	\$95,296	1.21
27-3041	Editors	150	22.36	\$24.58	\$51,119	7.23	\$11.23	\$16.94	\$22.77	\$31.39	\$39.47	\$23,358.00	\$35,226.00	\$47,372.00	\$65,285.00	\$82,088.00	1.44
27-3042	Technical writers	70	15.08	\$35.52	\$73,886	3.33	\$24.33	\$28.00	\$35.01	\$44	\$49	\$50,616	\$58,237	\$72,826	\$90,509	\$102,662	1.23
27-3043	Writers and authors	30	23.02	\$30.37	\$63,161	12.01	\$10.21	\$16.44	\$32.01	\$44	\$49	\$21,230	\$34,202	\$66,572	\$92,144	\$101,147	#
27-3091	Interpreters and translators	50	19.61	\$27.27	\$56,727	3.43	\$20.57	\$23.38	\$27.12	\$30	\$32	\$42,795	\$48,621	\$56,418	\$62,194	\$66,367	0.84
27-4011	Audio and video equipment technicians	60	13.18	\$17.02	\$35,394	3.87	\$11.20	\$13.01	\$16	\$21	\$24	\$23,299	\$27,055	\$34,174	\$43,846	\$49,305	0.67
27-4021	Photographers	40	10.61	\$17.20	\$35,782	17.03	\$10.20	\$10.21	\$14.22	\$25.43	\$29.12	\$21,222	\$21,231	\$29,578	\$52,903	\$60,572	0.67
27-4031	Camera operators, television, video, and motion picture	#	#	\$24.67	\$51,319	6.74	\$11.63	\$21.36	\$26.82	\$29.32	\$30.79	\$24,198	\$44,431	\$55,790	\$60,980	\$64,035	#
27-4099	Media and communication equipment workers, all other	10	33.58	\$32.00	\$66,558	13.29	\$15.58	\$16.70	\$18.57	\$47.31	\$49.88	\$32,407	\$34,737	\$38,620	\$98,411	\$103,749	#
29-0000	Healthcare practitioners and technical	9,860	6.81	\$39.77	\$82,732	3.96	\$16.86	\$24.73	\$33.51	\$44.22	\$69.04	\$35,078	\$51,438	\$69,701	\$91,986	\$143,594	1.03
29-1011	Chiropractors	80	12.90	\$36.52	\$75,971	28.76	\$21.02	\$23.20	\$27.84	\$44.77	\$71.92	\$43,723	\$48,266	\$57,912	\$93,124	\$149,599	2.05
29-1021	Dentists, general	#	#	\$98.48	\$204,831	14.88	\$45.75	\$83.84	\$94.65	#	#	\$95,159	\$174,381	\$196,868	#	#	#
29-1031	Dietitians and nutritionists	60	7.55	\$28.50	\$59,283	4.51	\$15.15	\$22.58	\$29.82	\$35.77	\$38.58	\$31,504	\$46,969	\$62,030	\$74,398	\$80,245	0.88

Data unavailable

Occupational Code	Occupational Title	Employment Estimate	Employment Percentage Relative Standard Error	Average Hourly Wage	Average Annual Wage	Wage Percentage Relative Standard Error	10th Percentile (Hourly)	25th Percentile (Hourly)	50th Percentile (Hourly)	75th Percentile (Hourly)	90th Percentile (Hourly)	10th Percentile (Annual)	25th Percentile (Annual)	50th Percentile (Annual)	75th Percentile (Annual)	90th Percentile (Annual)	Location Quotients
29-1041	Optometrists	70	39.17	\$39.39	\$81,938	20.27	\$22.11	\$25.41	\$28.80	\$57.11	\$73.06	\$45,986	\$52,859	\$59,897	\$118,780	\$151,959	1.58
29-1051	Pharmacists	310	14.85	\$59.82	\$124,008	3.23	\$49.13	\$54.36	\$61.03	\$70.50	\$77.71	\$102,192	\$113,064	\$126,939	\$146,644	\$161,630	0.90
29-1062	Family and general practitioners	270	26.77	\$100.96	\$209,999	13.72	\$52.73	\$70.19	\$90.34	#	#	\$109,676	\$145,990	\$187,902	#	#	2.10
29-1064	Obstetricians and gynecologists	30	28.66	\$146.94	\$305,633	20.01	#	#	#	#	#	#	#	#	#	#	#
29-1065	Pediatricians, general	20	32.60	\$130.55	\$271,550	15.45	\$72.50	#	#	#	#	\$150,790	#	#	#	#	#
29-1066	Psychiatrists	10	27.60	\$140.82	\$292,912	17.92	#	#	#	#	#	#	#	#	#	#	#
29-1067	Surgeons	70	24.88	\$135.16	\$281,135	10.61	\$62.46	#	#	#	#	\$129,919	#	#	#	#	1.73
29-1069	Physicians and surgeons, all other	260	35.81	\$101.32	\$210,751	12.17	\$59.71	\$82.71	\$93.07	#	#	\$124,205	\$172,042	\$193,596	#	#	0.61
29-1071	Physician assistants	200	18.53	\$54.35	\$113,057	7.03	\$34.23	\$44.21	\$53.65	\$66.31	\$76.41	\$71,189	\$91,947	\$111,599	\$137,917	\$158,939	1.60
29-1081	Podiatrists	20	0.16	\$76.83	\$159,797	2.64	\$56.27	\$68.92	\$81.07	\$91.49	\$97.75	\$117,031	\$143,348	\$168,616	\$190,304	\$203,317	#
29-1122	Occupational therapists	250	13.50	\$38.80	\$80,714	2.08	\$29.16	\$33.41	\$38.75	\$44.95	\$48.60	\$60,654	\$69,496	\$80,590	\$93,503	\$101,085	1.80
29-1123	Physical therapists	360	11.04	\$36.09	\$75,067	5.99	\$14.66	\$30.85	\$35.92	\$41.88	\$47.92	\$30,493	\$64,159	\$74,709	\$87,110	\$99,671	1.44
29-1125	Recreational therapists	20	38.90	\$20.01	\$41,628	4.17	\$15.53	\$17.45	\$20.09	\$22.68	\$24.24	\$32,302	\$36,288	\$41,794	\$47,180	\$50,412	#
29-1126	Respiratory therapists	140	23.29	\$31.28	\$65,054	2.34	\$24.81	\$27.34	\$31.67	\$35.91	\$38.45	\$51,603	\$56,867	\$65,884	\$74,697	\$79,985	0.94
29-1127	Speech-language pathologists	160	8.64	\$40.29	\$83,793	1.65	\$27.79	\$33.53	\$40.79	\$46.49	\$52.75	\$57,802	\$69,744	\$84,848	\$96,698	\$109,725	0.98
29-1129	Therapists, all other	50	49.04	\$28.45	\$59,180	4.16	\$21.51	\$26.03	\$28.42	\$30.80	\$36.19	\$44,742	\$54,147	\$59,115	\$64,067	\$75,269	3.88
29-1131	Veterinarians	220	15.86	\$41.82	\$86,985	9.41	\$25.46	\$29.51	\$38.25	\$48.15	\$68.27	\$52,950	\$61,386	\$79,570	\$100,153	\$142,006	2.78
29-1141	Registered nurses	3,450	11.46	\$35.50	\$73,850	1.60	\$26.25	\$29.75	\$34.86	\$40.38	\$46.91	\$54,609	\$61,883	\$72,509	\$83,998	\$97,569	1.05
29-1171	Nurse practitioners	130	14.65	\$49.00	\$101,918	3.67	\$34.82	\$40.49	\$48.66	\$57.31	\$63.13	\$72,435	\$84,229	\$101,206	\$119,212	\$131,301	0.63
29-1181	Audiologists	20	44.14	\$38.66	\$80,417	3.12	\$27.82	\$32.96	\$40.58	\$45.20	\$47.97	\$57,866	\$68,547	\$84,399	\$94,015	\$99,785	#
29-1199	Health diagnosing and treating practitioners, all other	30	6.56	\$55.39	\$115,208	4.36	\$31.14	\$38.36	\$54.74	\$70.09	\$83.32	\$64,769	\$79,792	\$113,868	\$145,780	\$173,308	#
29-2010	Clinical laboratory technologists and technicians	270	11.25	\$29.51	\$61,390	5.50	\$18.17	\$22.00	\$28.57	\$36.75	\$44.39	\$37,788	\$45,768	\$59,417	\$76,441	\$92,324	0.76
29-2021	Dental hygienists	270	13.75	\$36.70	\$76,344	4.13	\$32.02	\$33.59	\$36.20	\$38.88	\$44.93	\$66,593	\$69,857	\$75,297	\$80,872	\$93,455	1.13
29-2032	Diagnostic medical sonographers	70	9.02	\$39.83	\$82,855	2.11	\$31.84	\$34.44	\$38.91	\$45.46	\$49.50	\$66,232	\$71,633	\$80,929	\$94,563	\$102,954	0.92
29-2034	Radiologic technologists and technicians	350	16.54	\$27.21	\$56,599	4.09	\$17.46	\$21.25	\$25.93	\$33.08	\$38.89	\$36,318	\$44,201	\$53,928	\$68,799	\$80,894	1.53
29-2035	Magnetic resonance imaging technologists	40	2.19	\$36.95	\$76,846	2.21	\$29.64	\$32.83	\$36.78	\$41.62	\$46.45	\$61,646	\$68,297	\$76,504	\$86,573	\$96,607	1.03
29-2041	Emergency medical technicians and paramedics	160	28.66	\$20.89	\$43,445	2.82	\$14.98	\$16.66	\$18.96	\$25.77	\$29.97	\$31,169	\$34,654	\$39,430	\$53,598	\$62,340	0.57
29-2052	Pharmacy technicians	340	17.52	\$16.60	\$34,526	2.56	\$12.71	\$14.70	\$16.68	\$18.44	\$20.83	\$26,436	\$30,570	\$34,693	\$38,345	\$43,324	0.74
29-2055	Surgical technologists	100	20.28	\$25.71	\$53,474	1.74	\$20.18	\$22.28	\$25.46	\$28.59	\$30.47	\$41,980	\$46,352	\$52,964	\$59,467	\$63,373	0.81
29-2056	Veterinary technologists and technicians	540	16.34	\$17.39	\$36,171	3.69	\$12.46	\$15.54	\$17.27	\$19.03	\$22.72	\$25,924	\$32,322	\$35,928	\$39,588	\$47,254	4.58
29-2057	Ophthalmic medical technicians	170	35.22	\$15.85	\$32,978	5.23	\$12.54	\$13.50	\$15.12	\$18.01	\$19.97	\$26,076	\$28,075	\$31,459	\$37,469	\$41,535	2.93
29-2061	Licensed practical and licensed vocational nurses	260	9.83	\$24.64	\$51,247	1.84	\$19.86	\$21.84	\$24.76	\$27.86	\$29.96	\$41,311	\$45,436	\$51,501	\$57,951	\$62,309	0.34
29-2071	Medical records and health information technicians	100	17.26	\$18.99	\$39,496	2.00	\$13.71	\$15.80	\$18.14	\$21.77	\$24.55	\$28,510	\$32,870	\$37,727	\$45,286	\$51,074	0.45
29-2081	Opticians, dispensing	70	21.65	\$17.12	\$35,600	3.60	\$13.52	\$15.40	\$16.86	\$18.28	\$19.18	\$28,122	\$32,025	\$35,070	\$38,031	\$39,886	0.90
29-2099	Health technologists and technicians, all other	180	20.90	\$19.65	\$40,868	2.08	\$14.29	\$16.66	\$19.87	\$22.66	\$24.33	\$29,728	\$34,651	\$41,334	\$47,132	\$50,606	1.30
29-9011	Occupational health and safety specialists	100	11.19	\$37.38	\$77,755	2.86	\$25.38	\$30.60	\$36.54	\$44.77	\$50.79	\$52,781	\$63,644	\$75,993	\$93,113	\$105,639	1.04
29-9012	Occupational health and safety technicians	30	12.91	\$24.30	\$50,552	13.81	\$15.92	\$17.31	\$20.25	\$24.89	\$51.00	\$33,106	\$35,995	\$42,119	\$51,775	\$106,078	1.70
29-9091	Athletic trainers	60	40.45	#	\$46,375	3.60	#	#	#	#	#	\$23,611	\$40,754	\$50,952	\$67,019	\$60,861	1.96
31-0000	Healthcare support	4,550	6.35	\$16.85	\$35,052	2.09	\$11.69	\$13.26	\$15.77	\$18.94	\$23.78	\$24,322	\$27,588	\$32,805	\$39,404	\$49,469	1.00
31-1011	Home health aides	550	27.62	\$13.04	\$27,115	2.39	\$10.79	\$11.66	\$12.67	\$14.10	\$15.07	\$22,447	\$24,263	\$26,344	\$29,321	\$31,350	0.63
31-1014	Nursing assistants	1,550	8.56	\$15.54	\$32,324	1.87	\$12.39	\$13.51	\$15.41	\$17.64	\$19.05	\$25,770	\$28,100	\$32,063	\$36,691	\$39,618	0.96
31-1015	Orderlies	80	7.20	\$14.29	\$29,714	2.37	\$11.13	\$12.42	\$14.03	\$16.14	\$18.34	\$23,158	\$25,830	\$29,178	\$33,576	\$38,148	1.44
31-2011	Occupational therapy assistants	10	31.00	\$26.38	\$54,866	4.44	\$20.78	\$23.62	\$27.23	\$29.51	\$31.03	\$43,214	\$49,127	\$56,648	\$61,384	\$64,547	#
31-2021	Physical therapist assistants	70	32.42	\$24.90	\$51,788	6.22	\$15.21	\$20.60	\$24.38	\$29.11	\$32.64	\$31,636	\$42,853	\$50,720	\$60,552	\$67,882	0.63
31-2022	Physical therapist aides	20	29.05	\$12.79	\$26,604	10.47	\$10.45	\$10.82	\$11.43	\$14.37	\$18.07	\$21,745	\$22,508	\$23,778	\$29,892	\$37,580	#
31-9011	Massage therapists	420	30.44	\$23.19	\$48,231	10.94	\$11.00	\$16.12	\$22.43	\$29.86	\$37.03	\$22,877	\$33,523	\$46,662	\$62,104	\$77,027	3.64
31-9091	Dental assistants	540	18.64	\$19.61	\$40,785	3.31	\$15.18	\$16.71	\$19.33	\$22.78	\$24.92	\$31,574	\$34,766	\$40,206	\$47,389	\$51,830	1.44
31-9092	Medical assistants	730	16.57	\$17.31	\$36,010	2.92	\$12.26	\$14.02	\$16.61	\$19.35	\$23.65	\$25,500	\$29,154	\$34,558	\$40,242	\$49,196	0.98
31-9093	Medical equipment preparers	70	21.47	\$18.04	\$37,524	2.12	\$13.33	\$15.04	\$17.61	\$20.70	\$23.52	\$27,727	\$31,293	\$36,623	\$43,055	\$48,921	1.17
31-9094	Medical transcriptionists	20	17.44	\$18.31	\$38,090	4.28	\$14.61	\$16.37	\$18.25	\$20.25	\$23.18	\$30,388	\$34,054	\$37,968	\$42,130	\$48,220	#
31-9096	Veterinary assistants and laboratory animal caretakers	100	29.70	\$14.48	\$30,109	8.98	\$11.18	\$12.44	\$13.96	\$15.54	\$18.66	\$23,256	\$25,881	\$29,035	\$32,314	\$38,815	1.00
31-9097	Phlebotomists	140	6.01	\$16.81	\$34,957	2.27	\$13.01	\$14.14	\$16.33	\$19.03	\$22.39	\$27,052	\$29,401	\$33,962	\$39,588	\$46,577	1.03

Data unavailable

Occupational Code	Occupational Title	Employment Estimate	Employment Percentage Relative Standard Error	Average Hourly Wage	Average Annual Wage	Wage Percentage Relative Standard Error	10th Percentile (Hourly)	25th Percentile (Hourly)	50th Percentile (Hourly)	75th Percentile (Hourly)	90th Percentile (Hourly)	10th Percentile (Annual)	25th Percentile (Annual)	50th Percentile (Annual)	75th Percentile (Annual)	90th Percentile (Annual)	Location Quotients
31-9099	Healthcare support workers, all other	200	12.70	\$14.03	\$29,175	3.59	\$10.60	\$11.41	\$12.86	\$14.71	\$20.06	\$22,038	\$23,727	\$26,743	\$30,594	\$41,730	2.00
33-0000	Protective service	2,680	5.94	\$22.54	\$46,891	6.94	\$10.21	\$11.45	\$16.36	\$32.62	\$44.54	\$21,233	\$23,806	\$34,024	\$67,852	\$92,643	0.70
33-1012	First-line supervisors of police and detectives	30	3.49	\$55.46	\$115,361	2.15	\$49.03	\$51.72	\$55.77	\$60.86	\$64.37	\$101,985	\$107,568	\$116,008	\$126,595	\$133,886	0.25
33-1021	First-line supervisors of fire fighting and prevention workers	30	8.45	\$42.05	\$87,457	4.47	\$26.66	\$31.76	\$38.62	\$55.35	\$60.15	\$55,454	\$66,067	\$80,320	\$115,121	\$125,116	#
33-1099	First-line supervisors of protective service workers, all other	80	14.74	\$20.95	\$43,578	8.09	\$10.79	\$11.66	\$18.05	\$27.83	\$38.41	\$22,441	\$24,246	\$37,554	\$57,892	\$79,896	0.89
33-2011	Firefighters	250	3.95	\$33.87	\$70,449	5.05	\$17.74	\$23.96	\$37.40	\$44.55	\$47.98	\$36,890	\$49,837	\$77,787	\$92,659	\$99,791	0.69
33-2021	Fire inspectors and investigators	20	2.23	\$35.14	\$73,088	2.67	\$20.84	\$23.28	\$32.25	\$46.74	\$56.26	\$43,355	\$48,423	\$67,072	\$97,219	\$117,020	#
33-3021	Detectives and criminal investigators	50	0.00	\$37.38	\$77,752	2.35	\$25.36	\$29.06	\$34.59	\$40.26	\$59.30	\$52,756	\$60,454	\$71,940	\$83,742	\$123,347	0.42
33-3051	Police and sheriff's patrol officers	520	1.09	\$38.90	\$80,911	3.39	\$28.39	\$32.57	\$39.27	\$45.24	\$49.65	\$59,061	\$67,741	\$81,691	\$94,107	\$103,265	0.71
33-9032	Security guards	920	16.62	\$12.96	\$26,955	3.25	\$10.20	\$10.21	\$11.46	\$14.12	\$16.95	\$21,222	\$21,231	\$23,845	\$29,361	\$35,257	0.75
33-9091	Crossing guards	120	15.76	\$15.33	\$31,892	4.28	\$11.07	\$12.43	\$14.48	\$17.40	\$19.65	\$23,024	\$25,847	\$30,119	\$36,189	\$40,881	1.40
33-9092	Lifeguards, ski patrol, and other recreational protective service workers	200	3.88	\$11.30	\$23,508	3.29	\$10.39	\$10.67	\$11.13	\$11.60	\$12.07	\$21,606	\$22,189	\$23,160	\$24,131	\$25,104	1.28
33-9099	Protective service workers, all other	260	0.26	\$18.05	\$37,541	2.16	\$11.05	\$12.76	\$15.93	\$21.62	\$31.14	\$22,993	\$26,550	\$33,130	\$44,974	\$64,767	1.64
35-0000	Food preparation and serving-related	17,930	2.68	\$13.06	\$27,155.00	\$2.14	\$10.20	\$10.21	\$11.38	\$14.28	\$18.91	\$21,223.00	\$21,234.00	\$23,666.00	\$29,696.00	\$39,339.00	1.21
35-1011	Chefs and head cooks	90	29.23	\$24.26	\$50,463	4.22	\$16.49	\$19.61	\$23.80	\$28.01	\$30.79	\$34,299	\$40,789	\$49,513	\$58,269	\$64,036	0.60
35-1012	First-line supervisors of food preparation and serving workers	1,250	9.44	\$17.75	\$36,915	4.81	\$10.21	\$13.27	\$16.72	\$21.41	\$26.31	\$21,234	\$27,604	\$34,782	\$44,528	\$54,725	1.17
35-2011	Cooks, fast food	480	42.16	\$11.70	\$24,334	4.80	\$10.45	\$10.81	\$11.41	\$12.12	\$14.01	\$21,734	\$22,481	\$23,725	\$25,206	\$29,144	0.90
35-2012	Cooks, institution and cafeteria	600	6.85	\$14.19	\$29,518	1.94	\$10.86	\$11.84	\$13.75	\$15.78	\$18.23	\$22,583	\$24,629	\$28,604	\$32,817	\$37,929	1.34
35-2014	Cooks, restaurant	2,070	15.36	\$13.67	\$28,429	2.92	\$10.72	\$11.49	\$12.99	\$15.20	\$18.05	\$22,291	\$23,895	\$27,019	\$31,626	\$37,553	1.39
35-2015	Cooks, short order	#	#	\$11.11	\$23,110	4.54	\$10.21	\$10.55	\$11.11	\$11.66	\$12.00	\$21,238	\$21,936	\$23,099	\$24,262	\$24,961	#
35-2021	Food preparation workers	1,040	32.96	\$13.00	\$27,045	5.83	\$10.43	\$10.89	\$11.64	\$14.27	\$18.35	\$21,704	\$22,642	\$24,205	\$29,689	\$38,174	1.15
35-3011	Bartenders	930	16.90	\$14.23	\$29,593	6.57	\$10.20	\$10.21	\$11.23	\$18.19	\$22.73	\$21,221	\$21,229	\$23,351	\$37,831	\$47,282	1.32
35-3021	Combined food preparation and serving workers, including fast food	4,540	10.30	\$11.53	\$23,990	1.93	\$10.20	\$10.21	\$10.97	\$12.00	\$14.02	\$21,223	\$21,233	\$22,817	\$24,966	\$29,165	1.11
35-3022	Counter attendants, cafeteria, food concession, and coffee shop	740	48.34	\$11.18	\$23,258	2.96	\$10.20	\$10.21	\$10.65	\$11.74	\$12.55	\$21,221	\$21,229	\$22,157	\$24,420	\$26,107	1.40
35-3031	Waiters and waitresses	3,510	5.13	\$13.91	\$28,933	7.06	\$10.20	\$10.20	\$10.21	\$17.89	\$22.87	\$21,219	\$21,224	\$21,233	\$37,219	\$47,564	1.22
35-3041	Food servers, nonrestaurant	530	27.14	\$11.97	\$24,900	3.26	\$10.21	\$10.57	\$11.36	\$12.27	\$14.96	\$21,231	\$21,989	\$23,629	\$25,516	\$31,116	1.79
35-9011	Dining room and cafeteria attendants and bartender helpers	220	49.47	\$11.41	\$23,741	3.60	\$10.20	\$10.21	\$10.78	\$11.62	\$14.58	\$21,222	\$21,232	\$22,417	\$24,169	\$30,331	0.44
35-9021	Dishwashers	660	15.84	\$11.37	\$23,653	3.04	\$10.20	\$10.21	\$10.85	\$11.96	\$13.90	\$21,222	\$21,231	\$22,562	\$24,883	\$28,913	1.18
35-9031	Hosts and hostesses, restaurant, lounge, and coffee shop	750	15.60	\$11.97	\$24,902	5.41	\$10.20	\$10.21	\$11.06	\$12.05	\$16.95	\$21,224	\$21,236	\$22,995	\$25,069	\$35,253	1.62
35-9099	Food preparation and serving related workers, all other	#	#	\$11.16	\$23,211	5.99	\$10.20	\$10.20	\$10.21	\$12.00	\$13.87	\$21,220	\$21,225	\$21,234	\$24,955	\$28,859	#
37-0000	Building and grounds cleaning and maintenance	5,570	4.51	\$14.84	\$30,871	2.40	\$10.38	\$11.48	\$13.62	\$16.59	\$20.85	\$21,589	\$23,880	\$28,336	\$34,502	\$43,361	1.14
37-1011	First-line supervisors of housekeeping and janitorial workers	150	21.16	\$20.86	\$43,399	5.38	\$12.10	\$14.78	\$19.72	\$24.66	\$34.14	\$25,172	\$30,750	\$41,021	\$51,290	\$71,004	0.86
37-1012	First-line supervisors of landscaping, lawn service, and grounds	120	8.04	\$29.24	\$60,811	3.57	\$19.46	\$24.93	\$29.62	\$34.79	\$38.02	\$40,474	\$51,851	\$61,601	\$72,364	\$79,084	1.08
37-2011	Janitors and cleaners, except maids and housekeeping cleaners	1,800	11.94	\$14.34	\$29,826	2.01	\$10.67	\$11.98	\$13.80	\$16.09	\$18.65	\$22,195	\$24,924	\$28,702	\$33,475	\$38,793	0.75
37-2012	Maids and housekeeping cleaners	1,540	11.60	\$12.48	\$25,961	4.72	\$10.24	\$10.78	\$11.68	\$13.78	\$16.44	\$21,309	\$22,426	\$24,286	\$28,652	\$34,193	1.50
37-2021	Pest control workers	50	5.99	\$17.26	\$35,905	7.77	\$11.34	\$15.08	\$17.40	\$19.43	\$22.92	\$23,595	\$31,374	\$36,193	\$40,414	\$47,671	0.58
37-3011	Landscaping and groundskeeping workers	1,670	11.84	\$16.30	\$33,899	3.59	\$11.64	\$13.06	\$14.91	\$18.18	\$24.30	\$24,204	\$27,159	\$31,016	\$37,806	\$50,547	1.65
37-3012	Pesticide handlers, sprayers, and applicators, vegetation	#	#	\$21.86	\$45,467	6.57	\$14.64	\$17.79	\$21.51	\$24.84	\$30.15	\$30,452	\$37,010	\$44,740	\$51,658	\$62,710	#
39-0000	Personal care and service	5,310	5.14	\$15.69	\$32,638	3.39	\$10.21	\$11.02	\$12.94	\$18.67	\$24.83	\$21,235	\$22,912	\$26,906	\$38,825	\$51,637	0.88
39-1021	First-line supervisors of personal service workers	270	13.31	\$21.76	\$45,266	3.69	\$13.65	\$16.35	\$20.07	\$26.16	\$33.13	\$28,394	\$34,014	\$41,755	\$54,418	\$68,908	1.07
39-2021	Nonfarm animal caretakers	460	14.76	\$12.41	\$25,809	3.40	\$10.21	\$10.57	\$11.48	\$12.86	\$14.95	\$21,230	\$21,983	\$23,869	\$26,742	\$31,106	2.06
39-3031	Ushers, lobby attendants, and ticket takers	120	20.06	\$11.12	\$23,134	2.88	\$10.38	\$10.66	\$11.13	\$11.61	\$11.94	\$21,589	\$22,178	\$23,159	\$24,140	\$24,842	0.83
39-3091	Amusement and recreation attendants	570	12.96	\$11.96	\$24,878	1.84	\$10.20	\$10.33	\$11.19	\$12.17	\$14.58	\$21,226	\$21,494	\$23,279	\$25,317	\$30,316	1.60
39-5012	Hairdressers, hairstylists, and cosmetologists	610	11.59	\$16.47	\$34,264	6.64	\$10.21	\$11.12	\$16.20	\$21.53	\$23.71	\$21,228	\$23,123	\$33,691	\$44,774	\$49,324	1.47

Data unavailable

Occupational Code	Occupational Title	Employment Estimate	Employment Percentage Relative Standard Error	Average Hourly Wage	Average Annual Wage	Wage Percentage Relative Standard Error	10th Percentile (Hourly)	25th Percentile (Hourly)	50th Percentile (Hourly)	75th Percentile (Hourly)	90th Percentile (Hourly)	10th Percentile (Annual)	25th Percentile (Annual)	50th Percentile (Annual)	75th Percentile (Annual)	90th Percentile (Annual)	Location Quotients
39-5092	Manicurists and pedicurists	#	#	\$25.98	\$54,047	12.83	\$11.46	\$26.11	\$28.04	\$29.97	\$31.12	\$23,837	\$54,317	\$58,323	\$62,330	\$64,733	#
39-5094	Skincare specialists	#	#	\$21.88	\$45,502	15.85	\$10.77	\$14.90	\$17.98	\$26.72	\$38.72	\$22,406	\$30,997	\$37,406	\$55,578	\$80,538	#
39-7010	Tour and travel guides	250	46.34	\$23.52	\$48,922	17.58	\$13.08	\$14.80	\$23.18	\$30.09	\$36.10	\$27,198	\$30,776	\$48,219	\$62,587	\$75,085	4.59
39-9011	Childcare workers	280	8.50	\$13.62	\$28,322	2.79	\$10.20	\$10.64	\$12.81	\$15.62	\$18.23	\$21,226	\$22,122	\$26,645	\$32,492	\$37,921	0.44
39-9021	Personal care aides	1,100	11.95	\$12.61	\$26,222	3.10	\$10.32	\$10.84	\$11.72	\$13.62	\$16.41	\$21,463	\$22,557	\$24,381	\$28,324	\$34,128	0.45
39-9031	Fitness trainers and aerobics instructors	690	12.83	\$20.68	\$43,010	4.02	\$11.64	\$14.46	\$19.09	\$24.76	\$29.92	\$24,219	\$30,085	\$39,702	\$51,491	\$62,225	2.01
39-9032	Recreation workers	370	7.97	\$13.49	\$28,059	3.71	\$10.26	\$10.89	\$11.95	\$14.33	\$18.02	\$21,347	\$22,659	\$24,861	\$29,815	\$37,485	0.95
39-9041	Residential advisors	60	33.34	\$16.56	\$34,440	4.56	\$12.64	\$13.79	\$15.96	\$18.95	\$22.29	\$26,290	\$28,680	\$33,188	\$39,408	\$46,365	0.46
39-9099	Personal care and service workers, all other	270	42.77	\$15.51	\$32,269	12.99	\$10.20	\$10.21	\$15.81	\$18.84	\$23.07	\$21,223	\$21,233	\$32,881	\$39,191	\$47,983	4.05
41-0000	Sales and related	17,680	4.70	\$19.58	\$40,729	2.78	\$10.43	\$11.25	\$13.66	\$22.00	\$36.11	\$21,689	\$23,401	\$28,408	\$45,760	\$75,112	1.10
41-1011	First-line supervisors of retail sales workers	1,330	9.94	\$24.59	\$51,156	4.32	\$13.26	\$15.73	\$21.24	\$28.91	\$42.14	\$27,589	\$32,717	\$44,174	\$60,138	\$87,646	1.02
41-1012	First-line supervisors of non-retail sales workers	230	14.30	\$43.62	\$90,723	5.59	\$24.74	\$30.78	\$37.63	\$54.33	\$75.77	\$51,469	\$64,014	\$78,277	\$112,997	\$157,596	0.85
41-2011	Cashiers	3,820	15.85	\$12.56	\$26,124	2.35	\$10.26	\$10.74	\$11.53	\$13.22	\$17.28	\$21,345	\$22,337	\$23,990	\$27,488	\$35,945	0.95
41-2021	Counter and rental clerks	690	13.25	\$18.22	\$37,888	4.90	\$10.36	\$12.06	\$15.26	\$22.62	\$29.12	\$21,558	\$25,087	\$31,732	\$47,046	\$60,575	1.46
41-2022	Parts salespersons	190	33.39	\$18.84	\$39,192	6.62	\$10.21	\$13.60	\$17.39	\$21.71	\$33.17	\$21,237	\$28,295	\$36,180	\$45,163	\$69,000	0.68
41-2031	Retail salespersons	6,650	5.99	\$13.63	\$28,358	2.45	\$10.29	\$10.85	\$11.78	\$13.98	\$18.78	\$21,403	\$22,564	\$24,505	\$29,087	\$39,055	1.35
41-3011	Advertising sales agents	60	18.98	\$22.15	\$46,062	15.33	\$10.21	\$11.65	\$14.43	\$32.99	\$41.95	\$21,235	\$24,231	\$30,005	\$68,628	\$87,258	0.39
41-3021	Insurance sales agents	290	36.45	\$27.25	\$66,676	14.97	\$12.55	\$15.75	\$24.80	\$31.32	\$44.31	\$26,109	\$32,754	\$51,583	\$65,154	\$92,160	0.67
41-3031	Securities, commodities, and financial services sales agents	610	14.45	\$29.16	\$60,653	9.94	\$13.40	\$17.07	\$22.83	\$32.84	\$48.83	\$27,871	\$35,504	\$47,483	\$68,299	\$101,561	1.33
41-3041	Travel agents	90	12.70	\$18.40	\$38,268	7.91	\$10.20	\$11.16	\$19.72	\$22.93	\$25.20	\$21,226	\$23,222	\$41,011	\$47,690	\$52,416	1.11
41-3099	Sales representatives, services, all other	1,330	10.72	\$29.00	\$60,323	5.42	\$11.28	\$14.81	\$23.00	\$35.91	\$56.39	\$23,453	\$30,811	\$47,848	\$74,693	\$117,291	1.16
41-4011	Sales representatives, wholesale and manufacturing, technical and scientific products	230	18.93	\$51.44	\$107,002	10.85	\$21.52	\$27.94	\$44.99	\$76.28	\$93.25	\$44,760	\$58,116	\$93,583	\$158,659	\$193,965	0.65
41-4012	Sales representatives, wholesale and manufacturing, except technical and scientific products	1,450	11.05	\$33.69	\$70,069	6.67	\$15.81	\$19.66	\$27.63	\$40.60	\$63.40	\$32,880	\$40,899	\$57,478	\$84,446	\$131,872	0.97
41-9021	Real estate brokers	#	#	\$32.13	\$66,833	8.94	\$18.29	\$31.33	\$34.04	\$36.73	\$38.34	\$38,050	\$65,165	\$70,806	\$76,393	\$79,746	#
41-9022	Real estate sales agents	#	#	\$30.33	\$63,086	23.13	\$15.84	\$17.22	\$27.02	\$42.21	\$58.42	\$32,940	\$35,809	\$56,208	\$87,791	\$121,521	#
41-9031	Sales engineers	80	21.61	\$51.02	\$106,113	4.81	\$29.38	\$41.62	\$48.88	\$61.45	\$75.27	\$61,104	\$86,578	\$101,679	\$127,807	\$156,553	1.11
41-9041	Telemarketers	#	#	\$14.69	\$30,566	11.53	\$10.21	\$11.11	\$13.47	\$15.42	\$21.88	\$21,229	\$23,119	\$28,010	\$32,079	\$45,512	#
41-9099	Sales and related workers, all other	100	14.07	\$21.13	\$43,942	4.77	\$11.41	\$16.07	\$20.33	\$25.81	\$31.21	\$23,723	\$33,420	\$42,286	\$53,676	\$64,910	0.96
43-0000	Office and administrative support	21,560	3.95	\$18.74	\$38,984	1.30	\$11.29	\$13.63	\$17.43	\$22.23	\$28.24	\$23,474	\$28,356	\$36,253	\$46,237	\$58,731	0.89
43-1011	First-line supervisors of office and administrative support work	1,240	10.78	\$28.47	\$59,213	3.49	\$15.66	\$20.50	\$26.48	\$34.68	\$44.40	\$32,581	\$42,635	\$55,089	\$72,138	\$92,345	0.76
43-2011	Switchboard operators, including answering service	#	#	\$15.00	\$31,208	3.33	\$12.34	\$13.29	\$14.86	\$17.12	\$18.67	\$25,669	\$27,647	\$30,914	\$35,616	\$38,831	#
43-3011	Bill and account collectors	70	30.86	\$18.61	\$38,700	4.61	\$11.36	\$14.01	\$18.32	\$22.94	\$26.27	\$23,630	\$29,150	\$38,110	\$47,712	\$54,642	0.27
43-3021	Billing and posting clerks and machine operators	460	14.44	\$17.90	\$37,223	2.61	\$12.86	\$15.53	\$17.53	\$19.66	\$23.65	\$26,740	\$32,311	\$36,469	\$40,898	\$49,197	0.88
43-3031	Bookkeeping, accounting, and auditing clerks	1,940	11.36	\$20.22	\$42,054	2.28	\$12.42	\$16.47	\$20.33	\$23.40	\$27.85	\$25,843	\$34,252	\$42,278	\$48,665	\$57,923	1.14
43-3051	Payroll and timekeeping clerks	120	21.02	\$23.34	\$48,553	14.10	\$11.34	\$16.16	\$20.77	\$27.99	\$43.19	\$23,588	\$33,603	\$43,204	\$58,211	\$89,831	0.78
43-3061	Procurement clerks	30	3.86	\$22.51	\$46,818	\$3.43	\$15.99	\$17.66	\$22.28	\$26.67	\$30.15	\$33,251	\$36,743	\$46,344	\$55,475	\$62,714	0.46
43-3071	Tellers	430	12.81	\$14.18	\$29,492	\$1.89	\$11.70	\$12.73	\$14.02	\$15.35	\$17.70	\$24,344	\$26,478	\$29,162	\$31,935	\$36,809	0.83
43-3099	Financial clerks, all other	160	4.54	\$19.20	\$39,930	\$2.52	\$15.92	\$16.95	\$18.67	\$21.56	\$23.85	\$33,109	\$35,258	\$38,840	\$44,841	\$49,602	4.58
43-4011	Brokerage clerks	40	32.17	\$21.41	\$44,543	8.12	\$14.41	\$17.16	\$21.06	\$24.96	\$29.44	\$29,970	\$35,684	\$43,798	\$51,911	\$61,244	0.64
43-4031	Court, municipal, and license clerks	250	2.67	\$21.32	\$44,341	1.80	\$15.84	\$17.68	\$20.80	\$25.01	\$28.57	\$32,951	\$36,778	\$43,268	\$52,016	\$59,419	1.61
43-4051	Customer service representatives	2,730	14.46	\$16.93	\$35,211	2.53	\$11.00	\$12.35	\$15.10	\$20.10	\$25.00	\$22,883	\$25,681	\$31,403	\$41,816	\$51,995	0.86
43-4061	Eligibility interviewers, government programs	90	2.29	\$20.27	\$42,163	3.07	\$16.65	\$17.70	\$19.45	\$22.79	\$25.45	\$34,635	\$36,823	\$40,448	\$47,397	\$52,932	0.60
43-4071	File clerks	140	11.79	\$18.32	\$38,097.00	\$3.87	\$12.75	\$14.60	\$17.60	\$21.83	\$25.50	\$26,525.00	\$30,372.00	\$36,598.00	\$45,417.00	\$53,036.00	1.17
43-4081	Hotel, motel, and resort desk clerks	440	17.61	\$13.74	\$28,584	5.60	\$10.54	\$11.24	\$12.87	\$15.34	\$18.35	\$21,925	\$23,388	\$26,771	\$31,914	\$38,160	1.51
43-4111	Interviewers, except eligibility and loan	210	5.26	\$18.76	\$39,030	2.88	\$13.53	\$15.44	\$17.94	\$21.47	\$26.10	\$28,149	\$32,124	\$37,320	\$44,652	\$54,293	0.96
43-4121	Library assistants, clerical	40	0.00	\$14.49	\$30,139	2.12	\$10.48	\$11.06	\$12.44	\$17.80	\$21.22	\$21,808	\$23,001	\$25,881	\$37,032	\$44,131	0.40
43-4131	Loan interviewers and clerks	160	15.44	\$21.77	\$45,275	4.79	\$13.28	\$16.86	\$21.32	\$26.21	\$30.76	\$27,615	\$35,076	\$44,344	\$54,525	\$63,980	0.64
43-4151	Order clerks	230	28.74	\$17.67	\$36,754	5.87	\$10.21	\$13.80	\$17.15	\$21.48	\$25.44	\$21,231	\$28,711	\$35,663	\$44,673	\$52,920	1.33
43-4161	Human resources assistants, except payroll and timekeeping	80	7.04	\$19.90	\$41,393	2.20	\$13.62	\$16.87	\$20.12	\$22.74	\$25.82	\$28,334	\$35,091	\$41,855	\$47,289	\$53,703	0.56

Data unavailable

Occupational Code	Occupational Title	Employment Estimate	Employment Percentage Relative Standard Error	Average Hourly Wage	Average Annual Wage	Wage Percentage Relative Standard Error	10th Percentile (Hourly)	25th Percentile (Hourly)	50th Percentile (Hourly)	75th Percentile (Hourly)	90th Percentile (Hourly)	10th Percentile (Annual)	25th Percentile (Annual)	50th Percentile (Annual)	75th Percentile (Annual)	90th Percentile (Annual)	Location Quotients
43-4171	Receptionists and information clerks	1,020	9.06	\$15.33	\$31,882	1.55	\$10.96	\$12.72	\$15.43	\$17.86	\$19.43	\$22,790	\$26,449	\$32,092	\$37,151	\$40,405	0.89
43-4199	Information and record clerks, all other	860	4.48	\$21.87	\$45,483.00	\$3.66	\$13.75	\$16.05	\$20.04	\$23.89	\$29.47	\$28,597.00	\$33,389.00	\$41,677.00	\$49,693.00	\$61,305.00	4.97
43-5011	Cargo and freight agents	10	16.14	#	#	#	#	#	#	#	#	#	#	#	#	#	#
43-5021	Couriers and messengers	10	0.57	\$14.22	\$29,579	4.00	\$11.04	\$12.27	\$14.07	\$15.95	\$18.36	\$22,970	\$25,514	\$29,260	\$33,166	\$38,182	#
43-5031	Police, fire, and ambulance dispatchers	60	0.64	\$26.49	\$55,091	1.85	\$20.85	\$22.92	\$25.92	\$29.64	\$34.26	\$43,368	\$47,675	\$53,918	\$61,644	\$71,270	0.60
43-5032	Dispatchers, except police, fire, and ambulance	190	18.42	\$19.27	\$40,073	3.63	\$11.29	\$15.20	\$18.54	\$22.60	\$27.99	\$23,489	\$31,624	\$38,571	\$47,013	\$58,217	0.87
43-5041	Meter readers, utilities	60	38.56	\$30.27	\$62,964	3.87	\$20.72	\$23.51	\$30.78	\$37.07	\$40.25	\$43,096	\$48,910	\$64,017	\$77,103	\$83,713	1.69
43-5051	Postal service clerks	50	0.00	\$24.84	\$51,665	#	\$20.11	\$20.97	\$22.88	\$28.90	\$29.49	\$41,825	\$43,618	\$47,590	\$60,106	\$61,332	0.55
43-5052	Postal service mail carriers	340	0.00	\$23.98	\$49,871	#	\$17.78	\$17.79	\$22.37	\$30.05	\$30.66	\$36,985	\$36,996	\$46,530	\$62,494	\$63,767	0.91
43-5053	Postal service mail sorters, processors, and processing machine operators	30	0.00	\$22.97	\$47,768	#	\$17.19	\$17.20	\$21.03	\$28.90	\$29.48	\$35,758	\$35,766	\$43,732	\$60,105	\$61,325	#
43-5061	Production, planning, and expediting clerks	140	7.02	\$22.92	\$47,666	2.43	\$15.60	\$18.02	\$22.32	\$27.10	\$32.39	\$32,442	\$37,487	\$46,420	\$56,371	\$67,369	0.37
43-5071	Shipping, receiving, and traffic clerks	480	10.09	\$16.24	\$33,774	1.93	\$11.41	\$13.25	\$16.08	\$18.64	\$21.76	\$23,733	\$27,558	\$33,438	\$38,771	\$45,270	0.66
43-5081	Stock clerks and order fillers	2,240	21.64	\$14.59	\$30,349	2.43	\$10.54	\$11.44	\$13.58	\$16.92	\$20.37	\$21,921	\$23,804	\$28,242	\$35,187	\$42,369	0.98
43-5111	Weighers, measurers, checkers, and samplers, recordkeeping	40	27.55	\$16.45	\$34,226	7.01	\$10.62	\$13.60	\$16.81	\$18.73	\$21.35	\$22,091	\$28,288	\$34,955	\$38,952	\$44,410	0.48
43-6011	Executive secretaries and executive administrative assistants	690	8.54	\$24.24	\$50,428	2.18	\$15.72	\$20.42	\$23.29	\$27.59	\$32.47	\$32,694	\$42,468	\$48,447	\$57,379	\$67,544	1.09
43-6012	Legal secretaries	80	41.31	#	#	#	#	#	#	#	#	#	#	#	#	#	0.42
43-6013	Medical secretaries	570	18.77	\$20.42	\$42,465	4.92	\$12.62	\$16.18	\$19.19	\$24.27	\$29.60	\$26,245	\$33,645	\$39,918	\$50,474	\$61,564	0.87
43-6014	Secretaries and administrative assistants, except legal, medical,	2,270	6.68	\$17.56	\$36,515	1.66	\$11.03	\$13.54	\$17.07	\$20.66	\$24.85	\$22,943	\$28,173	\$35,507	\$42,975	\$51,695	0.95
43-9021	Data entry keyers	100	19.42	\$15.33	\$31,882	3.83	\$10.34	\$12.56	\$14.84	\$18.11	\$20.78	\$21,515	\$26,125	\$30,873	\$37,671	\$43,230	0.51
43-9031	Desktop publishers	10	21.94	\$16.58	\$34,492	5.63	\$10.21	\$12.94	\$16.20	\$18.64	\$26.47	\$21,227	\$26,907	\$33,696	\$38,778	\$55,058	#
43-9041	Insurance claims and policy processing clerks	60	40.14	\$17.28	\$35,947	19.37	\$11.36	\$13.15	\$16.32	\$20.56	\$25.84	\$23,623	\$27,356	\$33,939	\$42,757	\$53,740	0.21
43-9051	Mail clerks and mail machine operators, except postal service	130	21.12	\$15.60	\$32,444	3.82	\$11.31	\$12.66	\$14.08	\$16.02	\$19.12	\$23,529	\$26,333	\$29,284	\$33,330	\$39,766	1.38
43-9061	Office clerks, general	2,850	6.67	\$18.81	\$39,130	2.44	\$11.18	\$14.01	\$17.39	\$22.19	\$28.42	\$23,259	\$29,143	\$36,179	\$46,156	\$59,120	0.86
43-9071	Office machine operators, except computer	40	45.31	\$18.92	\$39,343	6.76	\$14.98	\$16.49	\$18.36	\$20.90	\$23.79	\$31,148	\$34,306	\$38,195	\$43,470	\$49,483	0.79
43-9199	Office and administrative support workers, all other	80	20.00	\$17.68	\$36,783	9.19	\$10.98	\$13.08	\$17.07	\$21.17	\$23.80	\$22,838	\$27,214	\$35,497	\$44,042	\$49,494	0.36
45-0000	Farming, fishing, and forestry	290	16.42	\$16.80	\$34,951	4.59	\$11.14	\$12.67	\$14.58	\$18.63	\$27.08	\$23,168	\$26,362	\$30,327	\$38,760	\$56,322	0.54
45-1011	First-line supervisors of farming, fishing, and forestry workers	10	37.17	\$26.55	\$55,233	9.92	\$15.62	\$17.68	\$29.04	\$33.95	\$37.02	\$32,500	\$36,784	\$60,394	\$70,617	\$76,995	#
45-2092	Farmworkers and laborers, crop, nursery, and greenhouse	#	#	\$15.06	\$31,320.00	\$3.51	\$10.91	\$12.50	\$14.25	\$16.50	\$19.65	\$22,689.00	\$25,993.00	\$29,640.00	\$34,318.00	\$40,871.00	#
45-2093	Farmworkers, farm, ranch, and aquacultural animals	80	30.00	\$17.67	\$36,762	11.17	\$11.28	\$12.50	\$13.97	\$20.21	\$34.41	\$23,469	\$26,005	\$29,060	\$42,039	\$71,575	2.01
47-0000	Construction and extraction	8,680	5.36	\$23.38	\$48,640	2.01	\$13.58	\$16.98	\$22.16	\$28.60	\$35.68	\$28,246	\$35,326	\$46,103	\$59,478	\$74,222	1.31
47-1011	First-line supervisors of construction trades and extraction work	740	12.14	\$31.71	\$65,958	3.97	\$17.30	\$24.29	\$30.36	\$38.64	\$47.39	\$35,993	\$50,532	\$63,158	\$80,363	\$98,575	1.12
47-2021	Brickmasons and blockmasons	160	44.34	\$25.67	\$53,394	9.04	\$19.63	\$21.80	\$24.93	\$28.88	\$33.88	\$40,828	\$45,340	\$51,850	\$60,067	\$70,470	2.23
47-2031	Carpenters	940	18.48	\$23.12	\$48,093	5.94	\$14.30	\$16.90	\$21.84	\$28.85	\$35.06	\$29,753	\$35,142	\$45,431	\$60,004	\$72,919	1.19
47-2042	Floor layers, except carpet, wood, and hard tiles	#	#	\$18.78	\$39,064	9.36	\$12.78	\$14.03	\$16.93	\$22.08	\$25.78	\$26,580	\$29,179	\$35,213	\$45,917	\$53,614	#
47-2044	Tile and marble setters	#	#	\$19.76	\$41,093	3.82	\$14.42	\$17.36	\$20.62	\$22.75	\$24.03	\$29,989	\$36,100	\$42,891	\$47,321	\$49,980	#
47-2051	Cement masons and concrete finishers	390	29.66	\$20.82	\$43,301	3.61	\$15.78	\$17.38	\$20.48	\$23.97	\$27.74	\$32,826	\$36,146	\$42,595	\$49,854	\$57,690	1.87
47-2061	Construction laborers	1,550	9.43	\$15.96	\$33,205	3.83	\$10.21	\$12.54	\$15.17	\$18.93	\$22.86	\$21,235	\$26,090	\$31,557	\$39,369	\$47,547	1.40
47-2071	Paving, surfacing, and tamping equipment operators	190	45.50	\$22.36	\$46,509	3.98	\$14.29	\$19.36	\$22.41	\$26.12	\$30.03	\$29,730	\$40,264	\$46,608	\$54,337	\$62,468	3.67
47-2073	Operating engineers and other construction equipment operators	520	21.44	\$25.35	\$52,723	2.51	\$18.70	\$21.36	\$25.14	\$29.33	\$32.83	\$38,896	\$44,431	\$52,299	\$61,005	\$68,279	1.23
47-2081	Drywall and ceiling tile installers	300	9.27	\$25.26	\$52,544	4.88	\$19.21	\$21.50	\$25.28	\$28.93	\$33.10	\$39,946	\$44,730	\$52,574	\$60,183	\$68,838	2.65
47-2111	Electricians	790	16.78	\$27.70	\$57,618	5.09	\$16.09	\$20.71	\$27.68	\$34.00	\$39.05	\$33,474	\$43,074	\$57,574	\$70,712	\$81,214	1.09
47-2131	Insulation workers, floor, ceiling, and wall	#	#	\$16.15	\$33,592	9.46	\$10.20	\$13.19	\$16.57	\$19.03	\$22.22	\$21,226	\$27,443	\$34,466	\$39,589	\$46,220	#
47-2141	Painters, construction and maintenance	380	39.67	\$19.79	\$41,169	4.52	\$13.55	\$16.82	\$20.53	\$23.09	\$24.62	\$28,179	\$34,986	\$42,696	\$48,031	\$51,211	1.49
47-2152	Plumbers, pipefitters, and steamfitters	1,240	26.48	\$24.60	\$51,169	4.27	\$15.57	\$18.25	\$24.73	\$29.73	\$35.29	\$32,377	\$37,966	\$51,446	\$61,833	\$73,406	2.56
47-2181	Roofers	#	#	\$22.37	\$46,523	12.03	\$14.84	\$17.46	\$22.99	\$27.67	\$29.87	\$30,871	\$36,320	\$47,812	\$57,556	\$62,139	#
47-2211	Sheet metal workers	#	#	\$30.48	\$63,405	6.77	\$21.26	\$25.70	\$28.90	\$35.23	\$44.62	\$44,225	\$53,463	\$60,107	\$73,272	\$92,817	#
47-3012	Helpers--carpenters	#	#	\$20.30	\$42,216	7.81	\$16.16	\$18.27	\$20.95	\$22.99	\$24.21	\$33,609	\$38,011	\$43,581	\$47,813	\$50,352	#

Data unavailable

Occupational Code	Occupational Title	Employment Estimate	Employment Percentage Relative Standard Error	Average Hourly Wage	Average Annual Wage	Wage Percentage Relative Standard Error	10th Percentile (Hourly)	25th Percentile (Hourly)	50th Percentile (Hourly)	75th Percentile (Hourly)	90th Percentile (Hourly)	10th Percentile (Annual)	25th Percentile (Annual)	50th Percentile (Annual)	75th Percentile (Annual)	90th Percentile (Annual)	Location Quotients
47-3015	Helpers—pipelayers, plumbers, pipefitters, and steamfitters	#	#	\$17.63	\$36,661	7.21	\$15.24	\$16.00	\$17.26	\$18.52	\$22.87	\$31,704	\$33,279	\$35,905	\$38,531	\$47,578	#
47-4011	Construction and building inspectors	250	27.50	\$35.65	\$74,159	5.73	\$21.99	\$27.10	\$36.26	\$44.24	\$49.25	\$45,730	\$56,371	\$75,429	\$92,010	\$102,444	2.16
47-4051	Highway maintenance workers	80	2.72	\$21.06	\$43,796	2.01	\$16.41	\$18.44	\$20.22	\$23.66	\$27.15	\$34,136	\$38,345	\$42,056	\$49,210	\$56,481	0.50
47-4071	Septic tank servicers and sewer pipe cleaners	#	#	\$19.82	\$41,215	9.07	\$11.01	\$15.64	\$19.95	\$22.92	\$24.69	\$22,895	\$32,534	\$41,499	\$47,664	\$51,365	#
47-4090	Miscellaneous construction and related workers	20	45.52	\$19.69	\$40,958	7.54	\$16.41	\$17.44	\$19.17	\$21.64	\$24.27	\$34,125	\$36,279	\$39,864	\$45,012	\$50,476	#
47-5021	Earth drillers, except oil and gas	20	26.73	\$27.67	\$57,560	9.19	\$19.55	\$21.98	\$27.12	\$34.15	\$37.74	\$40,671	\$45,723	\$56,401	\$71,022	\$78,502	#
47-5051	Rock splitters, quarry	40	0.00	\$19.04	\$39,593	2.48	\$15.29	\$16.35	\$18.07	\$20.98	\$26.16	\$31,809	\$34,015	\$37,581	\$43,643	\$54,422	7.04
47-5071	Roustabouts, oil and gas	40	27.14	\$18.50	\$38,490.00	\$8.36	\$13.22	\$14.10	\$15.52	\$22.99	\$25.85	\$27,488.00	\$29,320.00	\$32,275.00	\$47,823.00	\$53,764.00	0.61
49-0000	Installation, maintenance, and repair	6,030	6.33	\$23.95	\$49,813	1.66	\$12.77	\$16.39	\$22.44	\$29.92	\$37.34	\$26,554	\$34,083	\$46,685	\$62,226	\$77,660	0.97
49-1011	First-line supervisors of mechanics, installers, and repairers	470	9.82	\$34.85	\$72,498	2.52	\$20.80	\$27.13	\$33.90	\$40.12	\$52.33	\$43,273	\$56,433	\$70,502	\$83,442	\$108,854	0.91
49-2011	Computer, automated teller, and office machine repairers	70	44.09	\$20.86	\$43,393	7.51	\$16.01	\$17.50	\$19.87	\$23.93	\$28.31	\$33,310	\$36,405	\$41,320	\$49,780	\$58,891	0.65
49-2022	Telecommunications equipment installers and repairers, except line installers	#	#	\$30.54	\$63,522	15.30	\$17.14	\$19.36	\$33.38	\$37.30	\$39.68	\$35,654	\$40,260	\$69,424	\$77,583	\$82,533	#
49-2092	Electric motor, power tool, and related repairers	#	#	\$18.75	\$39,002	14.77	\$12.73	\$14.03	\$17.57	\$23.35	\$27.58	\$26,483	\$29,182	\$36,547	\$48,564	\$57,374	#
49-2094	Electrical and electronics repairers, commercial and industrial equipment	190	5.48	\$29.57	\$61,498	2.60	\$20.01	\$24.28	\$28.73	\$33.99	\$39.94	\$41,631	\$50,511	\$59,761	\$70,695	\$83,085	2.81
49-2095	Electrical and electronics repairers, powerhouse, substation, and relay	30	11.76	\$43.53	\$90,540	4.60	\$39.37	\$41.12	\$44.03	\$46.94	\$48.69	\$81,887	\$85,524	\$91,580	\$97,635	\$101,268	1.19
49-2097	Electronic home entertainment equipment installers and repairers	150	42.61	\$18.86	\$39,237	10.19	\$10.80	\$15.68	\$20.23	\$22.83	\$24.40	\$22,463	\$32,623	\$42,072	\$47,496	\$50,761	5.16
49-2098	Security and fire alarm systems installers	#	#	\$22.58	\$46,957	4.86	\$15.88	\$17.37	\$24.64	\$27.53	\$29.34	\$33,039	\$36,119	\$51,252	\$57,270	\$61,036	#
49-3011	Aircraft mechanics and service technicians	40	39.43	\$31.50	\$65,511	11.12	\$17.57	\$21.20	\$26.92	\$37.92	\$49.28	\$36,538	\$44,105	\$55,996	\$78,870	\$102,502	0.28
49-3021	Automotive body and related repairers	200	34.41	\$24.02	\$49,957	12.02	\$13.40	\$16.14	\$21.23	\$27.08	\$39.58	\$27,864	\$33,567	\$44,152	\$56,324	\$82,320	1.29
49-3023	Automotive service technicians and mechanics	810	16.39	\$24.37	\$50,693	4.70	\$13.48	\$17.44	\$23.30	\$30.41	\$36.62	\$28,030	\$36,270	\$48,466	\$63,263	\$76,175	1.13
49-3031	Bus and truck mechanics and diesel engine specialists	210	23.41	\$25.29	\$52,596	2.35	\$14.56	\$20.89	\$26.33	\$29.75	\$34.60	\$30,285	\$43,441	\$54,766	\$61,881	\$71,970	0.72
49-3042	Mobile heavy equipment mechanics, except engines	130	20.54	\$26.84	\$55,835	2.25	\$19.06	\$21.64	\$25.78	\$30.71	\$37.41	\$39,647	\$45,007	\$53,621	\$63,882	\$77,817	0.82
49-3051	Motorboat mechanics and service technicians	#	#	\$24.56	\$51,087	9.47	\$18.14	\$20.42	\$22.93	\$28.41	\$35.71	\$37,739	\$42,464	\$47,703	\$59,094	\$74,283	#
49-3053	Outdoor power equipment and other small engine mechanics	#	#	\$17.86	\$37,147	3.31	\$14.20	\$15.83	\$17.40	\$19.16	\$23.54	\$29,541	\$32,935	\$36,193	\$39,849	\$48,963	#
49-3091	Bicycle repairers	#	#	\$14.13	\$29,400	2.32	\$10.68	\$11.88	\$13.75	\$16.57	\$18.63	\$22,218	\$24,721	\$28,590	\$34,465	\$38,757	#
49-3093	Tire repairers and changers	#	#	\$13.39	\$27,845	2.50	\$10.80	\$11.69	\$13.07	\$14.69	\$17.15	\$22,469	\$24,318	\$27,186	\$30,566	\$35,671	#
49-9012	Control and valve installers and repairers, except mechanical door	50	39.44	\$34.05	\$70,833	8.56	\$20.98	\$25.76	\$32.12	\$43.83	\$49.36	\$43,630	\$53,581	\$66,805	\$91,163	\$102,670	0.87
49-9021	Heating, air conditioning, and refrigeration mechanics and installers	#	#	\$24.95	\$51,892	3.29	\$15.75	\$19.37	\$24.82	\$29.83	\$35.67	\$32,754	\$40,281	\$51,618	\$62,049	\$74,195	#
49-9031	Home appliance repairers	130	19.86	\$14.79	\$30,770	6.87	\$11.04	\$12.46	\$14.15	\$16.21	\$18.99	\$22,967	\$25,922	\$29,423	\$33,722	\$39,493	3.89
49-9041	Industrial machinery mechanics	270	11.42	\$32.73	\$68,082	2.73	\$22.79	\$30.85	\$33.81	\$36.74	\$38.49	\$47,394	\$64,163	\$70,331	\$76,415	\$80,066	0.67
49-9043	Maintenance workers, machinery	30	38.28	\$21.39	\$44,493	8.44	\$16.30	\$17.89	\$20.88	\$24.93	\$28.27	\$33,900	\$37,216	\$43,430	\$51,847	\$58,800	#
49-9051	Electrical power-line installers and repairers	110	16.13	\$39.62	\$82,410	3.98	\$25.75	\$34.90	\$42.34	\$46.14	\$48.90	\$53,565	\$72,597	\$88,074	\$95,975	\$101,722	0.83
49-9061	Camera and photographic equipment repairers	#	#	\$16.50	\$34,310	23.97	\$12.26	\$12.85	\$13.84	\$14.82	\$28.49	\$25,504	\$26,734	\$28,784	\$30,834	\$59,262	#
49-9062	Medical equipment repairers	90	38.44	\$24.30	\$50,548	3.15	\$17.30	\$20.19	\$22.96	\$27.57	\$34.19	\$35,978	\$42,003	\$47,765	\$57,342	\$71,110	1.83
49-9069	Precision instrument and equipment repairers, all other	20	21.91	\$19.82	\$41,221	12.28	\$10.63	\$11.26	\$12.31	\$22.19	\$46.31	\$22,110	\$23,419	\$25,601	\$46,150	\$96,335	#
49-9071	Maintenance and repair workers, general	1,620	10.81	\$20.13	\$41,875	2.90	\$11.30	\$14.51	\$19.48	\$25.26	\$29.55	\$23,510	\$30,186	\$40,509	\$52,548	\$61,474	1.06
49-9094	Locksmiths and safe repairers	30	25.60	\$16.75	\$34,849	10.11	\$10.93	\$12.00	\$14.96	\$21.45	\$25.01	\$22,728	\$24,964	\$31,108	\$44,618	\$52,029	#
49-9098	Helpers—installation, maintenance, and repair workers	#	#	\$14.02	\$29,165	3.63	\$10.38	\$11.46	\$13.15	\$15.73	\$18.70	\$21,597	\$23,828	\$27,351	\$32,710	\$38,893	#
49-9099	Installation, maintenance, and repair workers, all other	240	33.32	\$17.19	\$35,746	2.72	\$12.48	\$13.82	\$16.02	\$18.57	\$27.06	\$25,955	\$28,745	\$33,316	\$38,621	\$56,280	1.35
51-0000	Production	7,920	3.16	\$20.94	\$43,563	2.56	\$12.11	\$14.46	\$18.37	\$25.49	\$33.69	\$25,181	\$30,087	\$38,203	\$53,023	\$70,066	0.78
51-1011	First-line supervisors of production and operating workers	520	6.49	\$34.70	\$72,174	2.51	\$19.64	\$24.80	\$33.26	\$43.08	\$50.49	\$40,859	\$51,591	\$69,171	\$89,599	\$105,017	0.76
51-2028	Electrical, electronic, and electromechanical assemblers, except coil winders, tapers, and finishers	690	6.97	\$16.94	\$35,242	3.56	\$12.71	\$13.91	\$16.23	\$19.11	\$22.74	\$26,445	\$28,926	\$33,755	\$39,746	\$47,298	2.25
51-2041	Structural metal fabricators and fitters	20	31.55	\$15.50	\$32,238	3.95	\$12.62	\$13.71	\$15.71	\$17.65	\$18.83	\$26,253	\$28,523	\$32,668	\$36,716	\$39,168	#

Data unavailable

Occupational Code	Occupational Title	Employment Estimate	Employment Percentage Relative Standard Error	Average Hourly Wage	Average Annual Wage	Wage Percentage Relative Standard Error	10th Percentile (Hourly)	25th Percentile (Hourly)	50th Percentile (Hourly)	75th Percentile (Hourly)	90th Percentile (Hourly)	10th Percentile (Annual)	25th Percentile (Annual)	50th Percentile (Annual)	75th Percentile (Annual)	90th Percentile (Annual)	Location Quotients
51-2098	Assemblers and fabricators, all other, including team assemblers	370	17.04	\$16.17	\$33,627	3.55	\$12.12	\$13.12	\$14.65	\$18.21	\$22.47	\$25,216	\$27,285	\$30,470	\$37,873	\$46,745	0.25
51-3011	Bakers	270	26.54	\$15.12	\$31,456	3.69	\$11.03	\$12.24	\$14.17	\$17.89	\$21.57	\$22,938	\$25,466	\$29,470	\$37,207	\$44,869	1.34
51-3021	Butchers and meat cutters	120	34.68	\$16.08	\$33,447	2.52	\$10.88	\$12.09	\$16.48	\$18.57	\$21.74	\$22,632	\$25,142	\$34,282	\$38,626	\$45,225	0.83
51-3092	Food batchmakers	240	11.19	\$14.76	\$30,696	6.36	\$10.99	\$12.01	\$14.53	\$17.24	\$19.02	\$22,854	\$24,977	\$30,218	\$35,861	\$39,572	1.33
51-4011	Computer-controlled machine tool operators, metal and plastic	110	26.33	\$22.62	\$47,048	8.16	\$13.70	\$15.80	\$21.21	\$27.97	\$35.73	\$28,489	\$32,870	\$44,126	\$58,187	\$74,328	0.67
51-4012	Computer numerically controlled machine tool programmers, metal a	30	26.45	\$27.90	\$58,040	3.45	\$21.37	\$24.18	\$27.92	\$31.02	\$35.78	\$44,443	\$50,293	\$58,070	\$64,513	\$74,413	#
51-4031	Cutting, punching, and press machine setters, operators, and tenders, metal and plastic	80	25.77	\$18.59	\$38,668	5.65	\$14.61	\$16.11	\$17.99	\$20.64	\$23.46	\$30,389	\$33,500	\$37,418	\$42,921	\$48,787	0.37
51-4041	Machinists	590	17.30	\$22.97	\$47,770	2.63	\$15.82	\$18.37	\$23.23	\$27.61	\$30.28	\$32,904	\$38,216	\$48,325	\$57,424	\$62,987	1.38
51-4071	Foundry mold and coremakers	40	44.16	\$16.67	\$34,681	3.36	\$12.94	\$13.99	\$15.78	\$19.29	\$22.50	\$26,908	\$29,103	\$32,814	\$40,120	\$46,798	2.08
51-4072	Molding, coremaking, and casting machine setters, operators, and tenders, metal and plastic	100	21.25	\$17.86	\$37,148	6.76	\$10.71	\$11.46	\$15.06	\$23.73	\$29.50	\$22,279	\$23,841	\$31,320	\$49,351	\$61,353	0.58
51-4111	Tool and die makers	50	29.07	\$26.65	\$55,436.00	\$10.39	\$16.43	\$18.82	\$25.89	\$34.77	\$38.05	\$34,184.00	\$39,152.00	\$53,849.00	\$72,329.00	\$79,134.00	0.60
51-4121	Welders, cutters, solderers, and brazers	450	14.62	\$24.83	\$51,646	4.54	\$16.49	\$19.19	\$23.69	\$28.82	\$34.71	\$34,298	\$39,905	\$49,282	\$59,939	\$72,193	1.04
51-4122	Welding, soldering, and brazing machine setters, operators, and tenders	10	41.46	\$16.11	\$33,511	4.22	\$11.42	\$14.21	\$16.42	\$18.19	\$20.67	\$23,746	\$29,547	\$34,148	\$37,838	\$42,995	#
51-4199	Metal workers and plastic workers, all other	50	41.59	\$19.89	\$41,372	6.32	\$13.56	\$15.92	\$20.46	\$22.91	\$25.35	\$28,206	\$33,112	\$42,561	\$47,649	\$52,730	1.93
51-5112	Printing press operators	200	21.72	\$16.27	\$33,840	3.73	\$11.59	\$13.04	\$15.24	\$18.33	\$23.37	\$24,112	\$27,126	\$31,694	\$38,120	\$48,606	1.05
51-6011	Laundry and dry-cleaning workers	120	26.89	\$11.34	\$23,581	2.37	\$10.29	\$10.60	\$11.11	\$11.63	\$12.67	\$21,393	\$22,040	\$23,118	\$24,196	\$26,354	0.50
51-6021	Pressers, textile, garment, and related materials	#	#	\$11.17	\$23,230	2.77	\$10.20	\$10.21	\$10.79	\$11.76	\$12.78	\$21,222	\$21,231	\$22,433	\$24,463	\$26,591	#
51-6031	Sewing machine operators	60	40.81	\$15.28	\$31,788	6.55	\$12.21	\$13.02	\$14.16	\$15.73	\$21.83	\$25,406	\$27,078	\$29,459	\$32,725	\$45,406	0.38
51-7011	Cabinetmakers and bench carpenters	320	12.02	\$15.60	\$32,455	1.99	\$11.47	\$13.12	\$15.18	\$17.74	\$19.71	\$23,868	\$27,290	\$31,569	\$36,903	\$41,004	2.80
51-7041	Sawing machine setters, operators, and tenders, wood	70	37.03	\$17.18	\$35,742	2.40	\$13.67	\$15.91	\$17.36	\$18.81	\$19.75	\$28,435	\$33,088	\$36,110	\$39,132	\$41,078	1.14
51-8021	Stationary engineers and boiler operators	90	24.58	\$33.27	\$69,207	2.77	\$25.30	\$28.81	\$33.33	\$37.48	\$42.95	\$52,630	\$59,933	\$69,330	\$77,968	\$89,346	2.64
51-8031	Water and wastewater treatment plant and system operators	130	7.53	\$26.65	\$55,437	2.64	\$16.88	\$21.26	\$26.89	\$32.75	\$37.01	\$35,108	\$44,218	\$55,929	\$68,124	\$76,986	0.92
51-8099	Plant and system operators, all other	40	25.80	\$26.60	\$55,324	5.23	\$18.51	\$21.73	\$26.41	\$30.65	\$36.20	\$38,494	\$45,203	\$54,929	\$63,746	\$75,286	2.84
51-9011	Chemical equipment operators and tenders	70	3.75	\$23.30	\$48,455	3.52	\$16.14	\$17.45	\$19.91	\$27.18	\$37.06	\$33,562	\$36,290	\$41,405	\$56,533	\$77,094	0.78
51-9021	Crushing, grinding, and polishing machine setters, operators, and tenders	#	#	\$21.26	\$44,214	17.16	\$12.86	\$14.53	\$20.94	\$28.03	\$30.17	\$26,755	\$30,226	\$43,564	\$58,305	\$62,754	#
51-9023	Mixing and blending machine setters, operators, and tenders	90	40.90	\$14.40	\$29,951	6.70	\$10.76	\$11.59	\$13.60	\$16.63	\$19.67	\$22,387	\$24,113	\$28,287	\$34,597	\$40,911	0.67
51-9032	Cutting and slicing machine setters, operators, and tenders	130	33.28	\$20.66	\$42,968	10.91	\$13.01	\$14.76	\$18.35	\$27.06	\$29.74	\$27,059	\$30,690	\$38,177	\$56,277	\$61,851	1.88
51-9051	Furnace, kiln, oven, drier, and kettle operators and tenders	20	16.87	\$15.78	\$32,825	7.28	\$10.20	\$12.45	\$15.44	\$19.35	\$22.37	\$21,226	\$25,888	\$32,113	\$40,247	\$46,537	#
51-9071	Jewelers and precious stone and metal workers	30	19.05	\$14.37	\$29,880	13.94	\$10.20	\$10.21	\$11.01	\$20.47	\$24.79	\$21,222	\$21,232	\$22,894	\$42,582	\$51,570	#
51-9111	Packaging and filling machine operators and tenders	270	7.62	#	#	#	#	#	#	#	#	#	#	#	#	#	0.63
51-9121	Coating, painting, and spraying machine setters, operators, and tenders	110	33.00	\$15.54	\$32,321	5.86	\$10.24	\$12.50	\$14.73	\$18.50	\$22.39	\$21,291	\$25,993	\$30,631	\$38,486	\$46,579	1.08
51-9122	Painters, transportation equipment	50	30.45	\$26.68	\$55,484	7.63	\$13.82	\$18.46	\$23.35	\$37.01	\$45.00	\$28,741	\$38,395	\$48,578	\$76,980	\$93,600	0.85
51-9195	Molders, shapers, and casters, except metal and plastic	10	17.97	\$17.30	\$35,994	12.61	\$10.99	\$12.16	\$15.75	\$22.52	\$24.21	\$22,857	\$25,288	\$32,764	\$46,836	\$50,354	#
51-9198	Helpers--production workers	130	21.77	\$14.61	\$30,398	4.27	\$10.71	\$11.47	\$13.50	\$17.31	\$20.15	\$22,285	\$23,858	\$28,070	\$36,014	\$41,912	0.34
51-9199	Production workers, all other	#	#	\$18.82	\$39,138	2.81	\$11.61	\$13.83	\$17.71	\$23.14	\$28.24	\$24,149	\$28,766	\$36,827	\$48,124	\$58,734	#
53-0000	Transportation and material moving	8,270	10.64	\$16.48	\$34,282	2.45	\$10.21	\$11.36	\$14.63	\$19.33	\$24.85	\$21,236	\$23,625	\$30,421	\$40,213	\$51,692	0.73
53-1048	First-line supervisors of transportation and material moving workers, except aircraft cargo handling supervisors	290	20.75	\$30.16	\$62,727	3.11	\$17.29	\$22.34	\$28.38	\$35.95	\$46.57	\$35,970	\$46,460	\$59,028	\$74,766	\$96,867	0.65
53-3021	Bus drivers, transit and intercity	110	0.00	\$18.53	\$38,550	2.63	\$11.48	\$15.67	\$17.86	\$21.72	\$27.09	\$23,883	\$32,602	\$37,143	\$45,180	\$56,344	0.57
53-3022	Bus drivers, school or special client	470	20.76	\$16.63	\$34,597	2.34	\$12.31	\$14.92	\$16.81	\$18.57	\$21.18	\$25,603	\$31,041	\$34,957	\$38,631	\$44,052	0.83
53-3031	Driver/sales workers	#	#	\$12.21	\$25,401	6.87	\$10.20	\$10.20	\$10.21	\$11.19	\$18.24	\$21,219	\$21,224	\$21,232	\$23,267	\$37,944	#
53-3032	Heavy and tractor-trailer truck drivers	1,170	13.38	\$19.49	\$40,544	4.63	\$11.09	\$16.20	\$19.77	\$23.49	\$27.00	\$23,071	\$33,703	\$41,125	\$48,868	\$56,150	0.59
53-3033	Light truck or delivery services drivers	1,160	16.43	\$17.42	\$36,231	5.91	\$10.47	\$11.17	\$13.96	\$22.01	\$30.06	\$21,783	\$23,240	\$29,027	\$45,787	\$62,516	1.15

Data unavailable

Occupational Code	Occupational Title	Employment Estimate	Employment Percentage Relative Standard Error	Average Hourly Wage	Average Annual Wage	Wage Percentage Relative Standard Error	10th Percentile (Hourly)	25th Percentile (Hourly)	50th Percentile (Hourly)	75th Percentile (Hourly)	90th Percentile (Hourly)	10th Percentile (Annual)	25th Percentile (Annual)	50th Percentile (Annual)	75th Percentile (Annual)	90th Percentile (Annual)	Location Quotients
53-3041	Taxi drivers and chauffeurs	110	25.35	\$16.36	\$34,036	7.68	\$10.21	\$11.09	\$14.53	\$19.39	\$27.46	\$21,237	\$23,075	\$30,229	\$40,339	\$57,125	0.50
53-3099	Motor vehicle operators, all other	220	14.30	\$13.86	\$28,824	4.01	\$10.24	\$10.92	\$12.02	\$14.27	\$18.75	\$21,302	\$22,719	\$25,001	\$29,691	\$39,004	3.51
53-6031	Automotive and watercraft service attendants	#	#	\$12.47	\$25,938	4.54	\$10.20	\$10.32	\$12.25	\$14.05	\$15.31	\$21,225	\$21,456	\$25,488	\$29,218	\$31,838	#
53-6099	Transportation workers, all other	#	#	\$11.34	\$23,580	3.72	\$10.45	\$10.80	\$11.40	\$11.99	\$12.35	\$21,731	\$22,473	\$23,709	\$24,945	\$25,687	#
53-7021	Crane and tower operators	#	#	\$36.60	\$76,132	4.70	\$28.29	\$32.95	\$36.07	\$39.20	\$41.08	\$58,847	\$68,528	\$75,032	\$81,537	\$85,440	#
53-7032	Excavating and loading machine and dragline operators	60	38.28	\$23.67	\$49,234	6.18	\$16.67	\$20.66	\$23.64	\$27.51	\$30.49	\$34,674	\$42,967	\$49,165	\$57,219	\$63,410	1.09
53-7051	Industrial truck and tractor operators	590	18.56	\$17.34	\$36,063	1.96	\$13.15	\$14.88	\$17.01	\$18.98	\$22.38	\$27,343	\$30,949	\$35,386	\$39,477	\$46,558	0.89
53-7061	Cleaners of vehicles and equipment	230	33.89	\$12.35	\$25,684	4.33	\$10.20	\$10.21	\$11.37	\$13.50	\$15.30	\$21,224	\$21,235	\$23,643	\$28,076	\$31,832	0.56
53-7062	Laborers and freight, stock, and material movers, hand	1,790	32.80	\$15.03	\$31,259	2.29	\$11.35	\$12.81	\$14.36	\$16.66	\$20.06	\$23,618	\$26,641	\$29,878	\$34,654	\$41,731	0.56
53-7064	Packers and packagers, hand	#	#	\$12.33	\$25,655	6.36	\$10.41	\$10.81	\$11.48	\$12.85	\$16.16	\$21,659	\$22,491	\$23,879	\$26,733	\$33,613	#
53-7081	Refuse and recyclable material collectors	60	21.70	\$20.75	\$43,164	5.79	\$14.58	\$17.50	\$20.42	\$23.54	\$28.38	\$30,319	\$36,404	\$42,470	\$48,969	\$59,036	0.42

Data unavailable

Occupational Code	Occupational Title	Employment Estimate	Employment Percentage Relative Standard Error	Average Hourly Wage	Average Annual Wage	Wage Percentage Relative Standard Error	10th Percentile (Hourly)	25th Percentile (Hourly)	50th Percentile (Hourly)	75th Percentile (Hourly)	90th Percentile (Hourly)	10th Percentile (Annual)	25th Percentile (Annual)	50th Percentile (Annual)	75th Percentile (Annual)	90th Percentile (Annual)	Location Quotients
00-0000	Total all occupations	61,670	2.22	\$22.15	\$46,072	1.83	\$10.49	\$12.12	\$17.39	\$26.68	\$38.62	\$21,821	\$25,208	\$36,162	\$55,488	\$80,322	1.00
11-0000	Management	1,960	3.69	\$50.51	\$105,066	2.50	\$21.05	\$30.68	\$44.54	\$61.40	\$80.00	\$43,787	\$63,805	\$92,645	\$127,703	\$166,395	0.61
11-1021	General and operations managers	880	6.24	\$54.02	\$112,359	3.42	\$20.18	\$28.56	\$44.92	\$66.52	#	\$41,983	\$59,397	\$93,430	\$138,361	#	0.91
11-2021	Marketing managers	20	23.84	\$50.94	\$105,957	15.82	\$20.76	\$23.08	\$47.05	\$63.97	\$91.29	\$43,174	\$48,006	\$97,857	\$133,067	\$189,879	#
11-2022	Sales managers	40	20.63	\$59.92	\$124,628	10.95	\$23.13	\$30.19	\$53.70	\$63.83	#	\$48,109	\$62,789	\$111,706	\$132,761	#	0.25
11-2031	Public relations and fundraising managers	20	12.48	\$53.63	\$111,542	4.77	\$31.85	\$38.44	\$52.56	\$67.86	\$79.64	\$66,245	\$79,962	\$109,321	\$141,154	\$165,644	#
11-3011	Administrative services managers	40	3.37	\$48.67	\$101,232	2.26	\$26.67	\$34.33	\$45.16	\$64.52	\$76.90	\$55,468	\$71,413	\$93,938	\$134,203	\$159,952	0.30
11-3021	Computer and information systems managers	30	9.88	\$60.61	\$126,065	8.21	\$42.65	\$48.52	\$55.39	\$61.45	\$76.45	\$88,708	\$100,931	\$115,204	\$127,819	\$159,010	#
11-3031	Financial managers	60	8.52	\$62.40	\$129,793	3.76	\$42.16	\$49.52	\$58.47	\$70.37	\$86.26	\$87,692	\$102,998	\$121,621	\$146,373	\$179,417	0.22
11-3051	Industrial production managers	20	23.93	\$40.02	\$83,236	7.32	\$22.20	\$26.40	\$40.93	\$49.06	\$64.21	\$46,168	\$54,915	\$85,137	\$102,038	\$133,560	#
11-3071	Transportation, storage, and distribution managers	40	9.89	\$47.58	\$98,959	3.87	\$33.77	\$37.06	\$47.13	\$56.50	\$62.38	\$70,252	\$77,083	\$98,033	\$117,528	\$129,748	0.69
11-3121	Human resources managers	20	8.20	\$55.93	\$116,326	9.30	\$35.52	\$40.72	\$46.63	\$60.85	\$78.62	\$73,886	\$84,688	\$96,993	\$126,569	\$163,526	#
11-9021	Construction managers	170	15.53	\$38.01	\$79,062	8.72	\$17.31	\$23.53	\$35.43	\$47.15	\$67.43	\$36,008	\$48,953	\$73,686	\$98,081	\$140,253	1.41
11-9032	Education administrators, elementary and secondary school	120	1.28	#	\$86,966	2.82	#	#	#	#	#	\$64,206	\$74,265	\$88,250	\$100,394	\$113,816	1.05
11-9041	Architectural and engineering managers	10	9.78	\$61.28	\$127,455	3.06	\$50.70	\$54.78	\$60.30	\$66.56	\$78.42	\$105,459	\$113,948	\$125,427	\$138,445	\$163,115	#
11-9051	Food service managers	20	43.15	\$35.06	\$72,928	12.60	\$25.57	\$27.25	\$30.04	\$44.21	\$49.53	\$53,192	\$56,678	\$62,488	\$91,961	\$103,027	#
11-9081	Lodging managers	#	#	\$24.12	\$50,165	15.72	\$13.30	\$14.95	\$22.60	\$33.53	\$37.32	\$27,671	\$31,100	\$47,001	\$69,751	\$77,625	#
11-9111	Medical and health services managers	180	8.81	\$58.70	\$122,096	5.67	\$33.62	\$42.27	\$50.82	\$65.21	\$88.54	\$69,939	\$87,927	\$105,711	\$135,640	\$184,160	1.16
11-9151	Social and community service managers	40	12.15	\$36.24	\$75,386	2.30	\$21.38	\$24.47	\$37.01	\$45.34	\$49.85	\$44,471	\$50,900	\$76,973	\$94,303	\$103,686	0.55
11-9199	Managers, all other	120	11.14	\$50.37	\$104,775	4.33	\$29.07	\$39.40	\$48.75	\$60.74	\$72.28	\$60,466	\$81,955	\$101,409	\$126,343	\$150,333	0.63
13-0000	Business and financial operations	2,320	4.42	\$31.74	\$66,019	3.13	\$15.99	\$21.10	\$28.63	\$38.04	\$48.99	\$33,261	\$43,890	\$59,551	\$79,114	\$101,901	0.70
13-1020	Buyers and purchasing agents	120	5.85	\$25.37	\$52,769	2.28	\$15.83	\$19.22	\$23.53	\$29.23	\$38.67	\$32,936	\$39,969	\$48,942	\$60,807	\$80,443	0.69
13-1031	Claims adjusters, examiners, and investigators	40	25.51	#	#	#	#	#	#	#	#	#	#	#	#	#	0.30
13-1041	Compliance officers, except agriculture, construction, health and safety, and transportation	90	14.08	\$31.97	\$66,495	4.09	\$15.87	\$22.53	\$29.42	\$38.84	\$48.18	\$33,000	\$46,861	\$61,201	\$80,783	\$100,218	0.71
13-1051	Cost estimators	110	17.75	\$32.11	\$66,787	4.00	\$21.07	\$26.43	\$30.80	\$37.32	\$44.11	\$43,833	\$54,970	\$64,068	\$77,622	\$91,741	1.26
13-1071	Human resources specialists	170	8.32	\$28.09	\$58,429	2.48	\$16.29	\$20.38	\$26.38	\$33.36	\$43.75	\$33,873	\$42,395	\$54,880	\$69,380	\$90,999	0.65
13-1081	Logisticians	30	17.64	\$30.03	\$62,458	2.37	\$19.88	\$25.44	\$29.09	\$33.25	\$38.93	\$41,359	\$52,921	\$60,517	\$69,168	\$80,984	#
13-1111	Management analysts	100	23.23	\$36.11	\$75,119	6.88	\$24.98	\$27.89	\$34.80	\$41.94	\$47.80	\$51,949	\$58,017	\$72,386	\$77,239	\$99,419	0.33
13-1121	Meeting, convention, and event planners	#	#	\$16.96	\$35,272	5.07	\$12.59	\$13.42	\$14.79	\$19.79	\$24.04	\$26,186	\$27,909	\$30,772	\$41,156	\$50,011	#
13-1131	Fundraisers	20	21.87	\$26.85	\$55,838	3.62	\$19.01	\$21.50	\$25.88	\$31.24	\$37.20	\$39,532	\$44,719	\$53,828	\$64,980	\$77,382	#
13-1141	Compensation, benefits, and job analysis specialists	10	4.88	\$25.81	\$53,678	4.01	\$12.31	\$15.29	\$22.32	\$33.19	\$38.90	\$25,595	\$31,800	\$46,429	\$69,035	\$80,909	#
13-1151	Training and development specialists	90	23.99	\$27.84	\$57,901	5.60	\$15.87	\$17.69	\$25.34	\$38.29	\$45.30	\$33,019	\$36,792	\$52,698	\$79,636	\$94,229	0.75
13-1161	Market research analysts and marketing specialists	180	12.74	\$27.08	\$56,336	7.88	\$10.78	\$14.14	\$22.57	\$33.51	\$50.68	\$22,425	\$29,401	\$46,937	\$69,708	\$105,417	0.66
13-1199	Business operations specialists, all other	560	8.55	\$30.71	\$63,883	3.49	\$16.40	\$21.80	\$29.43	\$37.62	\$47.33	\$34,113	\$45,345	\$61,223	\$78,253	\$98,441	1.24
13-2011	Accountants and auditors	430	8.98	\$31.00	\$64,485	3.01	\$17.11	\$21.45	\$28.84	\$37.68	\$48.18	\$35,586	\$44,617	\$59,983	\$78,375	\$100,216	0.80
13-2052	Personal financial advisors	60	16.97	\$53.05	\$110,350	13.97	\$20.95	\$25.80	\$39.33	\$66.43	#	\$43,577	\$53,673	\$81,797	\$138,175	#	0.72
13-2072	Loan officers	120	12.90	\$32.66	\$67,930	8.32	\$13.98	\$21.10	\$29.03	\$40.31	\$59.32	\$29,086	\$43,892	\$60,377	\$83,845	\$123,386	0.89
13-2081	Tax examiners and collectors, and revenue agents	20	0.00	\$32.41	\$67,414	2.55	\$21.24	\$22.88	\$30.41	\$43.34	\$46.14	\$44,173	\$47,595	\$63,256	\$90,155	\$95,978	#
13-2099	Financial specialists, all other	30	17.38	\$31.45	\$65,413	4.50	\$19.73	\$24.75	\$31.60	\$38.19	\$46.10	\$41,040	\$51,479	\$65,730	\$79,429	\$95,885	#
15-0000	Computer and mathematical	700	7.34	\$34.84	\$72,476	3.29	\$17.80	\$24.81	\$32.97	\$44.08	\$53.50	\$37,027	\$51,604	\$68,581	\$91,676	\$111,286	0.38
15-1121	Computer systems analysts	40	24.73	\$35.15	\$73,108	3.06	\$22.85	\$27.86	\$34.02	\$42.22	\$47	\$47,518	\$57,943	\$70,751	\$87,825	\$98,437	0.17
15-1132	Software developers, applications	110	16.74	\$37.70	\$78,414	9.21	\$15.53	\$27.62	\$38.30	\$46.09	\$50.86	\$32,312	\$57,458	\$79,660	\$95,865	\$105,788	0.29
15-1141	Database administrators	30	33.10	\$27.36	\$56,900	9.63	\$11.64	\$20.67	\$26.15	\$35.92	\$42.82	\$24,204	\$42,990	\$54,400	\$74,710	\$89,064	0.73
15-1142	Network and computer systems administrators	140	11.28	\$37.00	\$76,962	3.51	\$21.00	\$27.48	\$37.03	\$46.04	\$51.13	\$43,682	\$57,149	\$77,019	\$95,762	\$106,356	0.87
15-1143	Computer network architects	20	7.05	\$31.85	\$66,239	6.28	\$20.74	\$23.31	\$32.45	\$37.11	\$44.76	\$43,135	\$48,484	\$67,498	\$77,182	\$93,100	#
15-1151	Computer user support specialists	170	10.67	\$25.87	\$53,816	3.84	\$13.25	\$17.79	\$24.27	\$30.20	\$40.47	\$27,560	\$36,998	\$50,488	\$62,812	\$84,184	0.63
15-1152	Computer network support specialists	20	35.76	\$29.82	\$62,025	6.15	\$20.53	\$23.51	\$30.85	\$35.96	\$38.90	\$42,703	\$48,897	\$64,171	\$74,800	\$80,922	#
15-1199	Computer, all other	70	11.86	\$35.79	\$74,445	2.31	\$25.33	\$30.01	\$35.63	\$42.34	\$48.93	\$52,678	\$62,417	\$74,117	\$88,058	\$101,776	0.42
15-2041	Statisticians	20	8.82	\$34.91	\$72,621	3.78	\$18.93	\$29.35	\$34.33	\$40.20	\$50.50	\$39,364	\$61,058	\$71,406	\$83,611	\$105,038	#
17-0000	Architecture and engineering	700	9.53	\$34.09	\$70,905	3.38	\$17.94	\$23.78	\$31.56	\$42.53	\$51.78	\$37,318	\$49,461	\$65,649	\$88,462	\$107,706	0.64
17-1012	Landscape architects	#	#	\$31.45	\$65,407	9.21	\$22.61	\$28.86	\$32.74	\$35.62	\$38.17	\$47,029	\$60,033	\$68,089	\$74,085	\$79,389	#

Data unavailable

Occupational Code	Occupational Title	Employment Estimate	Employment Percentage Relative Standard Error	Average Hourly Wage	Average Annual Wage	Wage Percentage Relative Standard Error	10th Percentile (Hourly)	25th Percentile (Hourly)	50th Percentile (Hourly)	75th Percentile (Hourly)	90th Percentile (Hourly)	10th Percentile (Annual)	25th Percentile (Annual)	50th Percentile (Annual)	75th Percentile (Annual)	90th Percentile (Annual)	Location Quotients
17-1021	Cartographers and photogrammetrists	10	33.38	\$27.37	\$56,928.00	\$2.76	\$21.34	\$24.50	\$27.37	\$30.24	\$34.75	\$44,395.00	\$50,955.00	\$56,934.00	\$62,902.00	\$72,274.00	#
17-1022	Surveyors	70	24.55	\$27.89	\$58,020	4.32	\$18.11	\$22.76	\$28.12	\$32.32	\$37.88	\$37,670	\$47,334	\$58,496	\$67,216	\$78,788	3.70
17-2051	Civil engineers	140	13.02	\$40.91	\$85,098	5.12	\$20.43	\$34.13	\$43.67	\$49.95	\$56.69	\$42,492	\$70,987	\$90,837	\$103,892	\$117,909	1.05
17-2071	Electrical engineers	#	#	\$37.99	\$79,015	9.27	\$23.09	\$32.28	\$40.17	\$45.46	\$48.64	\$48,023	\$67,146	\$83,547	\$94,566	\$101,179	#
17-2072	Electronics engineers, except computer	#	#	\$37.72	\$78,468	4.25	\$29.81	\$32.65	\$35.72	\$38.78	\$51.91	\$62,008	\$67,914	\$74,288	\$80,662	\$107,973	#
17-2081	Environmental engineers	20	42.51	\$44.33	\$92,203	3.72	\$34.67	\$40.26	\$45.98	\$48.72	\$54.40	\$72,107	\$83,747	\$95,634	\$101,342	\$113,148	#
17-2111	Health and safety engineers, except mining safety engineers and inspectors	#	#	\$53.64	\$111,566	5.36	\$45.17	\$51.38	\$55.37	\$59.36	\$61.75	\$93,948	\$106,876	\$115,168	\$123,460	\$128,436	#
17-2112	Industrial engineers	20	22.44	\$32.76	\$68,133	3.26	\$24.17	\$27.00	\$31.52	\$38.25	\$45.25	\$50,276	\$56,168	\$65,560	\$79,553	\$94,130	#
17-2141	Mechanical engineers	40	23.13	\$37.82	\$78,656	14.83	\$14.76	\$25.41	\$29.79	\$39.33	\$48.31	\$30,709	\$52,843	\$61,964	\$81,812	\$100,485	0.34
17-2171	Petroleum engineers	30	39.04	\$51.49	\$107,105	15.65	\$24.57	\$28.07	\$49.23	\$73.23	\$88.41	\$51,105	\$58,386	\$102,389	\$152,313	\$183,894	2.37
17-3011	Architectural and civil drafters	50	22.10	\$26.24	\$54,583	6.19	\$16.79	\$20.30	\$26.84	\$31.63	\$36.20	\$34,915	\$42,232	\$55,836	\$65,781	\$75,293	1.12
17-3022	Civil engineering technicians	30	13.51	\$28.24	\$58,744	2.34	\$22.16	\$24.21	\$28.42	\$31.22	\$35.22	\$46,086	\$50,359	\$59,104	\$64,941	\$73,260	1.06
17-3023	Electrical and electronics engineering technicians	10	7.97	\$32.54	\$67,693	3.73	\$24.57	\$32.04	\$33.58	\$35.31	\$38.26	\$51,100	\$66,639	\$69,856	\$73,450	\$79,582	#
17-3026	Industrial engineering technicians	10	12.10	\$21.56	\$44,855.00	\$6.05	\$16.29	\$18.26	\$21.28	\$24.20	\$28.70	\$33,882.00	\$37,989.00	\$44,264.00	\$50,339.00	\$59,702.00	#
17-3027	Mechanical engineering technicians	20	0.00	\$34.12	\$70,968	3.11	\$18.90	\$31.58	\$35.56	\$39.59	\$46.00	\$39,305	\$65,687	\$73,955	\$82,338	\$95,678	#
17-3029	Engineering technicians, except drafters, all other	30	30.01	\$30.21	\$62,841	8.40	\$18.98	\$23.98	\$29.63	\$37.54	\$39.01	\$39,478	\$49,879	\$61,622	\$78,078	\$81,138	#
17-3031	Surveying and mapping technicians	#	#	\$20.08	\$41,771	9.64	\$13.52	\$15.55	\$20.01	\$24.25	\$27.78	\$28,119	\$32,345	\$41,612	\$50,432	\$57,780	#
19-0000	Life, physical, and social science	580	5.32	\$32.35	\$67,279	3.49	\$16.20	\$21.87	\$30.46	\$41.04	\$50.47	\$33,686	\$45,491	\$63,356	\$85,372	\$104,974	1.17
19-1031	Conservation scientists	40	21.55	\$28.77	\$59,850	5.32	\$19.92	\$22.32	\$26.80	\$36.31	\$39.98	\$41,425	\$46,429	\$55,748	\$75,519	\$83,163	3.92
19-2031	Chemists	20	23.31	\$31.46	\$65,444	3.82	\$17.75	\$27.16	\$32.58	\$36.47	\$39.08	\$36,930	\$56,501	\$67,761	\$75,860	\$81,280	#
19-2041	Environmental scientists and specialists, including health	120	22.76	\$34.57	\$71,906	6.95	\$16.89	\$19.22	\$31.39	\$45.89	\$59.27	\$35,128	\$39,984	\$65,297	\$95,448	\$123,274	3.38
19-2042	Geoscientists, except hydrologists and geographers	40	9.50	\$35.67	\$74,191	12.87	\$17.83	\$26.58	\$31.40	\$45.67	\$56.70	\$37,086	\$55,290	\$65,302	\$94,992	\$117,931	2.98
19-3031	Clinical, counseling, and school psychologists	40	9.79	\$43.25	\$89,970	4.58	\$23.71	\$34.64	\$43.76	\$52.37	\$59.93	\$49,315	\$72,052	\$91,020	\$108,930	\$124,665	0.85
19-4031	Chemical technicians	20	46.88	\$26.17	\$54,427	6.84	\$11.51	\$19.67	\$23.78	\$32.12	\$43.79	\$23,941	\$40,920	\$49,461	\$66,803	\$91,077	#
19-4092	Forensic science technicians	10	1.53	\$29.90	\$62,191	4.26	\$19.61	\$21.77	\$26.71	\$41.79	\$47.73	\$40,779	\$45,271	\$55,554	\$66,915	\$99,288	#
19-4099	Life, physical, and social science technicians, all other	30	29.34	\$26.82	\$55,789	3.09	\$17.90	\$21.14	\$24.33	\$30.43	\$38.81	\$37,227	\$43,973	\$50,606	\$63,298	\$80,722	1.26
21-0000	Community and social services	1,240	7.19	\$22.43	\$46,646	3.70	\$13.38	\$16.73	\$21.65	\$27.07	\$31.16	\$27,822	\$34,806	\$45,024	\$56,305	\$64,806	1.34
21-1012	Educational, guidance, school, and vocational counselors	120	9.39	\$23.86	\$49,637	2.27	\$16.93	\$19.36	\$23.03	\$28.03	\$33.20	\$35,209	\$40,266	\$47,906	\$58,303	\$69,058	0.99
21-1013	Marriage and family therapists	20	38.09	#	#	#	#	#	#	#	#	#	#	#	#	#	#
21-1015	Rehabilitation counselors	30	19.85	\$29.84	\$62,058	7.58	\$18.22	\$25.24	\$29.64	\$35.16	\$38.48	\$37,892	\$52,490	\$61,650	\$73,136	\$80,029	#
21-1018	Substance abuse, behavioral disorder, and mental health counselors	290	16.14	\$23.63	\$49,152	4.77	\$16.37	\$19.53	\$25.19	\$28.45	\$30.40	\$34,048	\$40,613	\$52,396	\$59,174	\$63,227	2.56
21-1021	Child, family, and school social workers	200	13.57	\$21.33	\$44,359	3.19	\$14.98	\$18.09	\$21.43	\$24.03	\$28.27	\$31,163	\$37,619	\$44,570	\$49,984	\$58,811	1.48
21-1029	Social workers, all other	30	2.06	\$27.13	\$56,430	3.00	\$12.15	\$17.60	\$30.41	\$35.31	\$41.16	\$25,270	\$36,609	\$63,260	\$73,452	\$85,606	1.36
21-1091	Health educators	20	36.09	\$23.22	\$48,300	2.67	\$19.03	\$20.64	\$23.17	\$26.49	\$28.95	\$39,592	\$42,921	\$48,196	\$55,097	\$60,221	#
21-1093	Social and human service assistants	150	17.86	\$14.75	\$30,673	4.46	\$10.20	\$10.44	\$14.39	\$17.29	\$19.52	\$21,225	\$21,725	\$29,934	\$35,961	\$40,595	0.90
21-1094	Community health workers	#	#	\$15.98	\$33,240	2.58	\$12.73	\$13.90	\$15.81	\$17.66	\$18.77	\$26,469	\$28,914	\$32,894	\$36,725	\$39,047	#
21-1099	Community and social service specialists, all other	80	3.00	\$18.29	\$38,038	3.54	\$12.88	\$13.63	\$14.88	\$21.22	\$29.74	\$26,798	\$28,355	\$30,949	\$44,131	\$61,866	1.97
21-2011	Clergy	30	35.59	\$26.79	\$55,718	4.78	\$20.73	\$23.97	\$26.62	\$29.33	\$35.31	\$43,117	\$49,859	\$55,371	\$60,999	\$73,447	#
23-0000	Legal	360	10.91	\$42.07	\$87,513	11.55	\$20.94	\$24.16	\$33.23	\$52.29	\$86.37	\$43,554	\$50,243	\$69,126	\$108,757	\$179,653	0.76
23-1011	Lawyers	210	20.92	\$51.00	\$106,071	14.09	\$24.91	\$33.02	\$42.61	\$77.90	\$92.06	\$51,817	\$68,684	\$88,626	\$162,030	\$191,486	0.77
23-1023	Judges, magistrate judges, and magistrates	10	1.87	\$77.81	\$161,842	6.68	\$68.15	\$73.29	\$79.66	\$79.67	\$89.85	\$141,760	\$152,440	\$165,693	\$165,708	\$186,889	#
23-2011	Paralegals and legal assistants	90	29.12	\$23.92	\$49,751	4.24	\$19.88	\$21.16	\$23.29	\$25.41	\$29.41	\$41,349	\$44,011	\$48,448	\$52,862	\$61,180	0.67
23-2093	Title examiners, abstractors, and searchers	#	#	\$23.05	\$47,940	4.05	\$16.96	\$19.29	\$23.33	\$26.76	\$29.41	\$35,276	\$40,125	\$48,536	\$55,659	\$61,181	#
23-2099	Legal support workers, all other	20	22.01	\$25.71	\$53,486	14.12	\$13.70	\$17.31	\$23.45	\$30.37	\$47.57	\$28,488	\$36,007	\$48,777	\$63,174	\$98,956	#
25-0000	Education, training, and library	3,270	1.27	\$22.01	\$45,772	1.29	\$13.47	\$16.19	\$20.28	\$27.02	\$33.44	\$28,014	\$33,677	\$42,182	\$56,208	\$69,565	0.87
25-1194	Vocational education teachers, postsecondary	100	14.14	\$22.19	\$46,159	4.72	\$14.37	\$17.28	\$21.24	\$25.28	\$30.15	\$29,900	\$35,943	\$44,179	\$52,574	\$62,718	2.22
25-2011	Preschool teachers, except special education	40	25.74	\$16.27	\$33,847	4.14	\$10.77	\$12.69	\$16.00	\$18.52	\$22.19	\$22,394	\$26,404	\$33,281	\$38,520	\$46,155	0.24
25-2012	Kindergarten teachers, except special education	10	12.85	#	\$41,757	2.99	#	#	#	#	#	\$31,458	\$34,865	\$39,886	\$49,042	\$57,315	#
25-2021	Elementary school teachers, except special education	670	0.98	#	\$47,489	2.47	#	#	#	#	#	\$34,110	\$37,649	\$45,276	\$56,123	\$65,012	1.12

Data unavailable

Occupational Code	Occupational Title	Employment Estimate	Employment Percentage Relative Standard Error	Average Hourly Wage	Average Annual Wage	Wage Percentage Relative Standard Error	10th Percentile (Hourly)	25th Percentile (Hourly)	50th Percentile (Hourly)	75th Percentile (Hourly)	90th Percentile (Hourly)	10th Percentile (Annual)	25th Percentile (Annual)	50th Percentile (Annual)	75th Percentile (Annual)	90th Percentile (Annual)	Location Quotients
25-2022	Middle school teachers, except special and career/technical educa	370	0.84	#	\$49,552	2.44	#	#	#	#	#	\$34,560	\$39,045	\$47,776	\$59,001	\$69,355	1.41
25-2031	Secondary school teachers, except special and career/technical ed	370	1.17	#	\$50,685	2.47	#	#	#	#	#	\$35,375	\$40,903	\$49,293	\$60,098	\$70,375	0.83
25-2052	Special education teachers, kindergarten and elementary school	90	0.58	#	\$55,919	2.38	#	#	#	#	#	\$37,129	\$43,257	\$50,771	\$67,539	\$80,059	1.09
25-2054	Special education teachers, secondary school	60	1.17	#	\$50,833	2.65	#	#	#	#	#	\$35,669	\$41,315	\$50,509	\$59,879	\$66,509	1.02
25-3011	Adult basic and secondary education and literacy teachers and ins	10	5.05	\$24.07	\$50,067	6.70	\$16.29	\$17.87	\$25.35	\$27.48	\$33.21	\$33,873	\$37,173	\$52,721	\$57,165	\$69,066	#
25-3021	Self-enrichment education teachers	#	#	\$24.09	\$50,104	17.82	\$16.07	\$18.11	\$21.27	\$24.14	\$44.17	\$33,436	\$37,678	\$44,238	\$50,219	\$91,874	#
25-3097	Teachers and instructors, all other, except substitute teachers	70	9.89	#	\$52,205	11.97	#	#	#	#	#	\$23,272	\$33,299	\$56,088	\$66,170	\$77,503	0.49
25-4021	Librarians	50	9.96	\$29.30	\$60,941	4.88	\$17.74	\$22.23	\$28.87	\$36.21	\$42.99	\$36,904	\$46,240	\$60,053	\$75,317	\$89,427	0.85
25-4031	Library technicians	70	19.86	\$15.23	\$31,677	2.40	\$12.12	\$13.07	\$14.51	\$17.15	\$20.42	\$25,205	\$27,183	\$30,191	\$35,676	\$42,474	1.86
25-9031	Instructional coordinators	20	15.25	\$23.16	\$48,171	4.21	\$12.17	\$19.90	\$22.71	\$25.99	\$33.66	\$25,314	\$41,398	\$47,242	\$54,063	\$70,014	#
25-9041	Teacher assistants	630	2.34	#	\$29,585	3.03	#	#	#	#	#	\$24,596	\$26,695	\$29,224	\$31,764	\$37,036	1.12
25-9099	Education, training, and library workers, all other	50	7.73	\$26.24	\$54,583	5.14	\$17.28	\$21.10	\$24.47	\$30.79	\$39.31	\$35,944	\$43,891	\$50,900	\$64,044	\$81,770	1.06
27-0000	Arts, design, entertainment, sports, and media	710	9.63	\$19.53	\$40,620	6.18	\$10.25	\$12.60	\$15.95	\$22.18	\$30.43	\$21,319	\$26,218	\$33,179	\$46,139	\$63,294	0.86
27-1023	Floral designers	30	43.04	\$17.51	\$36,412	11.37	\$11.58	\$13.28	\$15.27	\$22.25	\$25.04	\$24,088	\$27,621	\$31,759	\$46,272	\$52,087	#
27-1024	Graphic designers	60	30.23	\$18.90	\$39,303	4.57	\$12.82	\$14.10	\$18.23	\$23.25	\$27.42	\$26,663	\$29,327	\$37,924	\$48,358	\$57,028	0.66
27-1025	Interior designers	#	#	\$21.12	\$43,929	17.55	\$12.11	\$15.91	\$17.78	\$19.77	\$30.51	\$25,184	\$33,089	\$36,988	\$41,123	\$63,455	#
27-1026	Merchandise displayers and window trimmers	#	#	\$15.51	\$32,251	5.32	\$10.39	\$12.64	\$14.81	\$18.37	\$21.79	\$21,605	\$26,295	\$30,796	\$38,214	\$45,327	#
27-2012	Producers and directors	#	#	\$19.80	\$41,189	20.09	\$13.13	\$14.44	\$16.82	\$19.38	\$38.48	\$27,319	\$30,033	\$34,986	\$40,321	\$80,037	#
27-2022	Coaches and scouts	180	24.54	#	\$32,113	4.33	#	#	#	#	#	\$21,223	\$21,234	\$26,913	\$38,011	\$51,965	1.78
27-2042	Musicians and singers	40	0.00	\$14.81	#	3.13	\$12.12	\$12.94	\$14.30	\$16.54	\$18.10	#	#	#	#	#	2.39
27-3031	Public relations specialists	50	11.99	\$27.23	\$56,631	5.80	\$16.60	\$19.31	\$23.55	\$34.25	\$38.24	\$34,522	\$40,167	\$48,994	\$71,234	\$79,536	0.53
27-3041	Editors	#	#	\$22.43	\$46,650	7.00	\$16.94	\$19.17	\$21.57	\$24.18	\$30.39	\$35,227	\$39,875	\$44,867	\$50,286	\$63,208	#
27-3091	Interpreters and translators	20	2.34	\$21.09	\$43,857	3.83	\$14.70	\$16.52	\$18.85	\$24.65	\$31.24	\$30,576	\$34,368	\$39,206	\$51,264	\$64,986	#
29-0000	Healthcare practitioners and technical	5,100	14.78	\$37.91	\$78,844	3.11	\$16.54	\$24.02	\$32.70	\$42.86	\$58.45	\$34,405	\$49,962	\$68,007	\$89,151	\$121,573	1.38
29-1011	Chiropractors	30	38.13	\$28.34	\$58,957	19.52	\$16.16	\$18.28	\$23.78	\$36.47	\$47.27	\$33,615	\$38,017	\$49,453	\$75,856	\$98,330	#
29-1021	Dentists, general	80	22.70	\$49.52	\$102,993	14.04	\$38.59	\$40.82	\$44.53	\$48	\$81	\$80,257	\$84,897	\$92,629	\$100,362	\$168,277	1.70
29-1031	Dietitians and nutritionists	40	19.21	\$27.01	\$56,172	2.91	\$18.74	\$22.48	\$27.59	\$32.38	\$35	\$38,977	\$46,765	\$57,379	\$67,340	\$73,458	1.55
29-1041	Optometrists	#	#	\$49.54	\$103,047	23.02	\$32.55	\$35	\$39	\$68	\$75	\$67,710	\$72,852	\$81,421	\$142,253	\$155,181	#
29-1051	Pharmacists	110	13.34	\$62.10	\$129,169.00	\$1.90	\$52.59	\$56.13	\$61.77	\$70.41	\$76.25	\$109,387.00	\$116,746.00	\$128,489.00	\$146,455.00	\$158,610.00	0.87
29-1062	Family and general practitioners	160	26.74	\$98.07	\$203,990	10.11	\$27.03	\$66.03	\$94.67	#	#	\$56,222	\$137,345	\$196,908	#	#	3.25
29-1064	Obstetricians and gynecologists	#	#	\$134.30	\$279,343	18.82	\$83.38	#	#	#	#	\$173,426	#	#	#	#	#
29-1067	Surgeons	#	#	\$137.38	\$285,757	15.62	\$79.64	#	#	#	#	\$165,657	#	#	#	#	#
29-1069	Physicians and surgeons, all other	110	10.53	\$83.19	\$173,026	8.56	\$53.29	\$53.83	\$56.55	#	#	\$110,852	\$111,970	\$117,624	#	#	0.65
29-1071	Physician assistants	80	14.42	\$49.79	\$103,553	5.40	\$38.55	\$42.56	\$48.99	\$57.14	\$64.81	\$80,186	\$88,533	\$101,894	\$118,844	\$134,803	1.66
29-1122	Occupational therapists	140	13.35	\$42.79	\$89,000	2.62	\$31.57	\$37.26	\$43.21	\$47.78	\$55.20	\$65,660	\$77,508	\$89,876	\$99,388	\$114,819	2.66
29-1123	Physical therapists	130	17.03	\$42.50	\$88,396	2.58	\$32.73	\$37.03	\$42.34	\$47.73	\$56	\$68,070	\$77,020	\$88,062	\$99,285	\$116,205	1.32
29-1126	Respiratory therapists	60	36.10	\$30.56	\$63,573.00	\$3.09	\$23.86	\$26.69	\$30.94	\$34.87	\$37.32	\$49,621.00	\$55,505.00	\$64,358.00	\$72,531.00	\$77,621.00	1.12
29-1127	Speech-language pathologists	110	9.50	\$43.11	\$89,668	2.55	\$32.09	\$36.29	\$42.93	\$48.93	\$57.72	\$66,747	\$75,491	\$89,285	\$101,776	\$120,048	1.81
29-1131	Veterinarians	60	16.58	\$48.61	\$101,118	5.03	\$29.94	\$37.60	\$48.50	\$58.98	\$70.71	\$62,285	\$78,201	\$100,876	\$122,679	\$147,083	2.13
29-1141	Registered nurses	1,830	23.20	\$34.91	\$72,607	1.62	\$25.84	\$28.85	\$34.24	\$39.85	\$45.98	\$53,750	\$60,013	\$71,226	\$82,883	\$95,633	1.45
29-1161	Nurse midwives	#	#	\$51.97	\$108,098	5.62	\$43.31	\$49.69	\$53.59	\$57.79	\$60.32	\$90,079	\$103,361	\$111,457	\$120,209	\$125,459	#
29-1171	Nurse practitioners	50	11.33	\$48.30	\$100,454	1.83	\$40.97	\$43.30	\$47.82	\$53.27	\$59.90	\$85,224	\$90,072	\$99,472	\$110,808	\$124,601	0.62
29-2010	Clinical laboratory technologists and technicians	130	23.39	\$28.54	\$59,373	3.42	\$16.82	\$21.18	\$28.89	\$35.07	\$38.75	\$34,994	\$44,063	\$60,081	\$72,946	\$80,596	0.97
29-2021	Dental hygienists	140	26.72	\$33.03	\$68,693	5.55	\$26.76	\$31.31	\$34.29	\$37.34	\$39.10	\$55,659	\$65,124	\$71,332	\$77,669	\$81,326	1.49
29-2031	Cardiovascular technologists and technicians	30	35.92	\$38.29	\$79,635	5.23	\$20.98	\$33.66	\$40.98	\$45.79	\$48.68	\$43,639	\$70,005	\$85,241	\$95,248	\$101,252	#
29-2034	Radiologic technologists and technicians	150	26.92	\$30.03	\$62,463	2.07	\$20.99	\$23.83	\$29.46	\$35.55	\$41.24	\$43,655	\$49,567	\$61,269	\$73,946	\$85,782	1.68
29-2035	Magnetic resonance imaging technologists	20	26.99	\$36.31	\$75,530	2.53	\$30.41	\$32.97	\$36.26	\$39.69	\$44.81	\$63,245	\$68,584	\$75,421	\$82,557	\$93,207	#
29-2041	Emergency medical technicians and paramedics	#	#	\$16.76	\$34,864	6.62	\$10.20	\$11.38	\$16.54	\$20.67	\$23.88	\$21,226	\$23,677	\$34,409	\$42,997	\$49,678	#
29-2052	Pharmacy technicians	180	15.72	\$16.52	\$34,357	1.81	\$12.89	\$14.20	\$16.46	\$18.49	\$20.88	\$26,811	\$29,537	\$34,245	\$38,468	\$43,430	0.99

Data unavailable

Occupational Code	Occupational Title	Employment Estimate	Employment Percentage Relative Standard Error	Average Hourly Wage	Average Annual Wage	Wage Percentage Relative Standard Error	10th Percentile (Hourly)	25th Percentile (Hourly)	50th Percentile (Hourly)	75th Percentile (Hourly)	90th Percentile (Hourly)	10th Percentile (Annual)	25th Percentile (Annual)	50th Percentile (Annual)	75th Percentile (Annual)	90th Percentile (Annual)	Location Quotients
29-2055	Surgical technologists	70	23.79	\$27.19	\$56,558	2.84	\$18.02	\$22.67	\$27.00	\$30.42	\$35.87	\$37,482	\$47,163	\$56,152	\$63,265	\$74,605	1.59
29-2056	Veterinary technologists and technicians	110	32.37	\$16.13	\$33,560	7.77	\$11.88	\$13.02	\$15.07	\$18.36	\$22.54	\$24,707	\$27,084	\$31,355	\$38,198	\$46,879	2.49
29-2057	Ophthalmic medical technicians	#	#	\$20.30	\$42,230	4.93	\$16.50	\$18.22	\$20.74	\$22.89	\$24.18	\$34,316	\$37,889	\$43,136	\$47,612	\$50,298	#
29-2061	Licensed practical and licensed vocational nurses	240	12.09	\$22.58	\$46,970	2.05	\$17.14	\$20.24	\$22.75	\$25.09	\$28.54	\$35,657	\$42,097	\$47,317	\$52,178	\$59,358	0.80
29-2071	Medical records and health information technicians	130	12.62	\$19.63	\$40,826	3.07	\$12.78	\$14.91	\$18.34	\$23.44	\$28.64	\$26,593	\$31,013	\$38,147	\$48,763	\$59,567	1.46
29-2081	Opticians, dispensing	30	21.80	\$16.81	\$34,975	2.12	\$13.03	\$14.17	\$16.31	\$19.15	\$22.44	\$27,105	\$29,467	\$33,921	\$39,834	\$46,685	1.03
29-2091	Orthotists and prosthetists	#	#	\$20.66	\$42,973	7.66	\$15.65	\$19.35	\$21.88	\$24.32	\$24.33	\$32,552	\$40,242	\$45,519	\$50,584	\$50,603	#
29-2099	Health technologists and technicians, all other	110	25.12	\$24.53	\$51,029	8.41	\$13.46	\$15.48	\$19.91	\$30.47	\$44.56	\$28,003	\$32,208	\$41,404	\$63,381	\$92,682	2.05
29-9011	Occupational health and safety specialists	60	12.22	\$37.62	\$78,241	4.87	\$21.76	\$25.13	\$33.77	\$51.06	\$60.94	\$45,270	\$52,273	\$70,235	\$106,211	\$126,760	1.56
29-9012	Occupational health and safety technicians	20	0.00	\$30.83	\$64,121	2.70	\$25.01	\$27.06	\$30.60	\$35.41	\$38.28	\$52,025	\$56,290	\$63,657	\$73,643	\$79,621	#
31-0000	Healthcare support	2,450	9.02	\$15.22	\$31,653	2.69	\$10.65	\$11.69	\$13.73	\$16.75	\$20.57	\$22,147	\$24,313	\$28,559	\$34,835	\$42,778	1.39
31-1011	Home health aides	750	13.15	\$12.63	\$26,270	2.93	\$10.45	\$11.01	\$11.99	\$14.02	\$15.61	\$21,740	\$22,906	\$24,929	\$29,163	\$32,466	2.20
31-1014	Nursing assistants	830	15.50	\$14.51	\$30,187	4.24	\$10.99	\$12.10	\$13.56	\$15.22	\$17.60	\$22,857	\$25,175	\$28,211	\$31,665	\$36,613	1.35
31-2011	Occupational therapy assistants	40	12.50	\$26.54	\$55,207	4.26	\$23.24	\$24.51	\$24.63	\$28.12	\$35.90	\$48,338	\$50,977	\$51,241	\$58,484	\$74,682	1.95
31-2021	Physical therapist assistants	60	20.36	\$30.84	\$64,155	3.67	\$21.10	\$25.82	\$32.39	\$36.81	\$39.53	\$43,892	\$53,704	\$67,364	\$76,569	\$82,232	1.39
31-2022	Physical therapist aides	20	25.92	\$13.10	\$27,241	5.87	\$10.67	\$11.37	\$12.89	\$14.75	\$16.19	\$22,203	\$23,652	\$26,802	\$30,687	\$33,665	#
31-9091	Dental assistants	190	32.12	\$19.73	\$41,034	7.28	\$14.16	\$17.30	\$19.73	\$22.54	\$24.75	\$29,463	\$35,981	\$41,038	\$46,874	\$51,473	1.33
31-9092	Medical assistants	190	15.21	\$16.62	\$34,564	2.12	\$12.96	\$14.23	\$16.38	\$18.57	\$21.05	\$26,955	\$29,601	\$34,071	\$38,625	\$43,781	0.68
31-9093	Medical equipment preparers	30	25.49	\$16.97	\$35,297	6.22	\$11.49	\$12.74	\$14.52	\$19.04	\$27.44	\$23,889	\$26,506	\$30,192	\$39,606	\$57,069	#
31-9094	Medical transcriptionists	40	23.12	\$16.18	\$33,648	4.46	\$11.03	\$12.25	\$15.74	\$19.98	\$22.49	\$22,935	\$25,486	\$32,734	\$41,551	\$46,778	1.87
31-9096	Veterinary assistants and laboratory animal caretakers	40	37.58	\$12.12	\$25,199	5.67	\$10.44	\$10.79	\$11.37	\$12.65	\$15.74	\$21,718	\$22,439	\$23,642	\$26,313	\$32,739	1.07
31-9099	Healthcare support workers, all other	90	6.84	\$16.23	\$33,754	5.57	\$12.57	\$13.59	\$15.27	\$18.55	\$21.87	\$26,147	\$28,257	\$31,765	\$38,584	\$45,499	2.39
33-0000	Protective service	1,220	3.14	\$23.49	\$48,867	1.71	\$12.32	\$14.85	\$21.30	\$29.68	\$38.83	\$25,623	\$30,885	\$44,310	\$61,739	\$80,767	0.83
33-1012	First-line supervisors of police and detectives	40	2.30	\$48.52	\$100,912	3.20	\$41.49	\$44.47	\$48.47	\$52.03	\$58.88	\$86,305	\$92,504	\$100,825	\$108,227	\$122,481	0.78
33-1021	First-line supervisors of fire fighting and prevention workers	30	6.51	\$32.34	\$67,268	3.49	\$23.29	\$27.34	\$30.42	\$35.16	\$46.03	\$48,433	\$56,859	\$63,283	\$73,138	\$95,743	#
33-1099	First-line supervisors of protective service workers, all other	50	7.94	\$20.35	\$42,321	3.43	\$15.96	\$17.42	\$19.75	\$23.76	\$26.11	\$33,188	\$36,228	\$41,082	\$49,421	\$54,309	1.53
33-2011	Firefighters	140	7.24	\$22.71	\$47,232	\$6.17	\$10.21	\$18.39	\$23.90	\$28.17	\$31.10	\$21,235	\$38,258	\$49,702	\$58,593	\$64,687	1.05
33-3021	Detectives and criminal investigators	50	0.00	\$40.03	\$83,253	2.10	\$25.22	\$30.80	\$36.35	\$49.98	\$62.92	\$52,463	\$64,071	\$75,610	\$103,955	\$130,883	1.20
33-3051	Police and sheriff's patrol officers	230	3.10	\$32.85	\$68,331	3.92	\$24.64	\$27.62	\$33.84	\$38.53	\$40.66	\$51,245	\$57,458	\$70,384	\$80,147	\$84,572	0.83
33-9032	Security guards	170	16.57	\$15.24	\$31,703	5.45	\$10.20	\$11.82	\$13.96	\$17.44	\$22.30	\$21,226	\$24,591	\$29,044	\$36,282	\$46,379	0.37
33-9091	Crossing guards	190	9.65	\$15.14	\$31,484	3.32	\$12.99	\$13.57	\$14.55	\$15.56	\$17.93	\$27,013	\$28,235	\$30,273	\$32,368	\$37,286	5.58
33-9092	Lifeguards, ski patrol, and other recreational protective service workers	60	11.29	\$11.91	\$24,775	3.12	\$10.21	\$10.49	\$11.24	\$11.99	\$15.25	\$21,229	\$21,820	\$23,378	\$24,936	\$31,728	1.02
33-9093	Transportation security screeners	30	0.00	\$18.64	\$38,778	#	\$15.68	\$18.00	\$18.38	\$19.69	\$20.69	\$32,623	\$37,445	\$38,241	\$40,950	\$43,029	1.71
33-9099	Protective service workers, all other	80	0.41	\$20.72	\$43,093	3.52	\$15.86	\$17.13	\$19.11	\$23.69	\$29.55	\$32,990	\$35,639	\$39,758	\$49,273	\$61,462	1.40
35-0000	Food preparation and serving-related	6,530	3.60	\$12.20	\$25,379	1.38	\$10.20	\$10.21	\$11.01	\$12.57	\$16.44	\$21,222	\$21,232	\$22,904	\$26,146	\$34,204	1.15
35-1011	Chefs and head cooks	#	#	\$21.17	\$44,044	12.48	\$11.92	\$14.84	\$21.80	\$26.35	\$30.21	\$24,793	\$30,863	\$45,339	\$54,802	\$62,836	#
35-1012	First-line supervisors of food preparation and serving workers	420	11.71	\$18.57	\$38,626	4.17	\$12.95	\$14.64	\$17.29	\$21.78	\$27.89	\$26,940	\$30,444	\$35,961	\$45,308	\$58,014	1.01
35-2012	Cooks, institution and cafeteria	230	9.08	\$14.34	\$29,823	1.99	\$10.78	\$11.64	\$13.72	\$16.60	\$18.95	\$22,431	\$24,222	\$28,541	\$34,527	\$39,417	1.38
35-2014	Cooks, restaurant	790	14.65	\$12.54	\$26,083	3.22	\$10.21	\$10.69	\$11.77	\$13.85	\$16.05	\$21,231	\$22,241	\$24,480	\$28,805	\$33,378	1.38
35-2015	Cooks, short order	#	#	\$12.35	\$25,692	6.99	\$10.45	\$10.82	\$11.43	\$12.04	\$17.69	\$21,745	\$22,508	\$23,780	\$25,051	\$36,800	#
35-2021	Food preparation workers	#	#	\$12.09	\$25,145	2.95	\$10.21	\$10.65	\$11.42	\$12.51	\$15.00	\$21,236	\$22,158	\$23,757	\$26,026	\$31,203	#
35-3011	Bartenders	300	17.86	\$12.61	\$26,226	5.90	\$10.20	\$10.20	\$10.21	\$14.47	\$19.00	\$21,220	\$21,226	\$21,236	\$30,097	\$39,513	1.11
35-3021	Combined food preparation and serving workers, including fast food	1,980	15.40	\$11.37	\$23,656	1.67	\$10.20	\$10.21	\$10.98	\$11.75	\$13.47	\$21,224	\$21,237	\$22,838	\$24,446	\$28,019	1.26
35-3022	Counter attendants, cafeteria, food concession, and coffee shop	#	#	\$11.12	\$23,130	3.14	\$10.20	\$10.34	\$11.02	\$11.70	\$12.12	\$21,226	\$21,503	\$22,923	\$24,344	\$25,217	#
35-3031	Waiters and waitresses	1,180	4.68	\$11.29	\$23,475	4.19	\$10.20	\$10.20	\$10.21	\$10.21	\$15.95	\$21,219	\$21,222	\$21,229	\$21,235	\$33,181	1.08
35-3041	Food servers, nonrestaurant	180	20.96	\$12.27	\$25,531	4.67	\$10.20	\$10.21	\$11.00	\$13.63	\$17.08	\$21,222	\$21,230	\$22,875	\$28,361	\$35,521	1.57
35-9011	Dining room and cafeteria attendants and bartender helpers	#	#	\$11.27	\$23,442	3.84	\$10.20	\$10.21	\$10.81	\$11.85	\$13.38	\$21,222	\$21,231	\$22,475	\$24,658	\$27,833	#

Data unavailable

Occupational Code	Occupational Title	Employment Estimate	Employment Percentage Relative Standard Error	Average Hourly Wage	Average Annual Wage	Wage Percentage Relative Standard Error	10th Percentile (Hourly)	25th Percentile (Hourly)	50th Percentile (Hourly)	75th Percentile (Hourly)	90th Percentile (Hourly)	10th Percentile (Annual)	25th Percentile (Annual)	50th Percentile (Annual)	75th Percentile (Annual)	90th Percentile (Annual)	Location Quotients
35-9021	Dishwashers	340	24.53	\$10.91	\$22,691	1.61	\$10.20	\$10.21	\$10.74	\$11.52	\$12.05	\$21,222	\$21,232	\$22,344	\$23,952	\$25,064	1.60
35-9031	Hosts and hostesses, restaurant, lounge, and coffee shop	220	15.25	\$11.45	\$23,809	3.07	\$10.20	\$10.21	\$10.69	\$11.79	\$13.95	\$21,221	\$21,229	\$22,229	\$24,532	\$29,012	1.21
37-0000	Building and grounds cleaning and maintenance	1,890	6.61	\$14.64	\$30,448	2.75	\$10.30	\$11.16	\$13.13	\$16.67	\$21.80	\$21,425	\$23,208	\$27,307	\$34,670	\$45,347	1.00
37-1011	First-line supervisors of housekeeping and janitorial workers	40	24.80	\$22.53	\$46,869	8.49	\$11.19	\$15.58	\$22.52	\$27.76	\$36.45	\$23,275	\$32,413	\$46,847	\$57,749	\$75,822	0.56
37-1012	First-line supervisors of landscaping, lawn service, and grounds	40	19.22	\$25.52	\$53,089	6.64	\$19.38	\$21.08	\$23.67	\$29.30	\$34.30	\$40,313	\$43,850	\$49,228	\$60,939	\$71,352	1.00
37-2011	Janitors and cleaners, except maids and housekeeping cleaners	730	9.83	\$14.64	\$30,456	3.78	\$10.64	\$11.79	\$13.69	\$15.98	\$21.23	\$22,136	\$24,517	\$28,484	\$33,235	\$44,152	0.79
37-2012	Maids and housekeeping cleaners	580	17.18	\$11.71	\$24,352	1.96	\$10.21	\$10.46	\$11.23	\$12.17	\$14.23	\$21,228	\$21,761	\$23,358	\$25,321	\$29,593	1.48
37-2019	Building cleaning workers, all other	40	15.06	\$15.97	\$33,224	9.50	\$10.97	\$12.06	\$14.66	\$18.36	\$25.08	\$22,814	\$25,083	\$30,502	\$38,198	\$52,174	6.24
37-3011	Landscaping and groundskeeping workers	370	23.24	\$16.59	\$34,501	2.90	\$10.42	\$12.48	\$15.96	\$19.23	\$24.38	\$21,676	\$25,954	\$33,201	\$39,998	\$50,717	0.94
37-3012	Pesticide handlers, sprayers, and applicators, vegetation	30	37.32	\$18.46	\$38,401	9.25	\$12.64	\$13.50	\$14.96	\$23.21	\$28.70	\$26,292	\$28,076	\$31,121	\$48,287	\$59,694	3.28
39-0000	Personal care and service	1,990	7.25	\$12.70	\$36,418	1.77	\$10.20	\$10.33	\$11.43	\$13.45	\$17.48	\$21,225	\$21,477	\$23,784	\$27,981	\$36,353	0.86
39-1021	First-line supervisors of personal service workers	100	16.12	\$17.83	\$37,095	5.62	\$10.89	\$12.95	\$16.59	\$22.15	\$26.76	\$22,650	\$26,930	\$34,515	\$46,080	\$55,660	1.03
39-2021	Nonfarm animal caretakers	130	17.65	\$11.48	\$23,873	3.57	\$10.20	\$10.21	\$10.93	\$11.73	\$13.80	\$21,224	\$21,235	\$22,734	\$24,393	\$28,711	1.54
39-3091	Amusement and recreation attendants	100	44.77	\$11.28	\$23,459	2.62	\$10.20	\$10.20	\$10.21	\$11.32	\$13.09	\$21,219	\$21,225	\$21,233	\$23,543	\$27,225	0.72
39-5012	Hairdressers, hairstylists, and cosmetologists	#	#	\$13.35	\$27,774	6.56	\$10.21	\$10.87	\$12.30	\$15.28	\$18.28	\$21,235	\$22,601	\$25,584	\$31,773	\$38,031	#
39-5094	Skincare specialists	110	44.81	\$12.47	\$25,934	8.92	\$10.21	\$10.49	\$11.31	\$12.13	\$19.73	\$21,229	\$21,822	\$23,524	\$25,227	\$41,038	4.97
39-9011	Childcare workers	170	24.25	\$12.23	\$25,430	4.37	\$10.21	\$10.70	\$11.64	\$13.31	\$15.57	\$21,233	\$22,257	\$24,218	\$27,681	\$32,377	0.71
39-9021	Personal care aides	820	13.08	\$11.24	\$23,387	2.23	\$10.20	\$10.21	\$10.85	\$11.75	\$13.01	\$21,222	\$21,232	\$22,561	\$24,447	\$27,067	0.87
39-9031	Fitness trainers and aerobics instructors	160	20.34	\$15.77	\$32,809.00	\$9.90	\$12.18	\$12.90	\$14.11	\$16.87	\$23.56	\$25,327.00	\$26,835.00	\$29,349.00	\$35,096.00	\$49,013.00	1.20
39-9032	Recreation workers	160	33.10	\$15.26	\$31,737	5.25	\$10.21	\$11.60	\$13.61	\$18.81	\$22.73	\$21,232	\$24,120	\$28,313	\$39,130	\$47,279	1.07
41-0000	Sales and related	7,350	3.81	\$19.28	\$40,105	4.04	\$10.25	\$11.16	\$13.76	\$20.94	\$34.40	\$21,330	\$23,212	\$28,613	\$43,550	\$71,553	1.19
41-1011	First-line supervisors of retail sales workers	530	9.07	\$24.65	\$51,270	3.23	\$13.85	\$17.75	\$23.01	\$29.32	\$38.66	\$28,801	\$36,924	\$47,862	\$60,985	\$80,421	1.05
41-1012	First-line supervisors of non-retail sales workers	60	29.49	\$37.03	\$77,031	10.17	\$18.65	\$25.94	\$31.15	\$45.58	\$65.70	\$38,789	\$53,961	\$64,800	\$94,805	\$136,659	0.58
41-2011	Cashiers	1,490	12.16	\$12.70	\$26,418	2.48	\$10.20	\$10.34	\$11.27	\$13.60	\$18.03	\$21,226	\$21,499	\$23,447	\$28,281	\$37,492	0.96
41-2021	Counter and rental clerks	310	15.22	\$19.40	\$40,358	4.00	\$11.51	\$14.08	\$18.00	\$23.85	\$29.29	\$23,936	\$29,293	\$37,436	\$49,605	\$60,919	1.73
41-2022	Parts salespersons	140	26.22	\$21.33	\$44,357	6.18	\$13.13	\$15.30	\$19.59	\$26.75	\$33.45	\$27,308	\$31,827	\$40,742	\$55,635	\$69,579	1.30
41-2031	Retail salespersons	3,190	6.37	\$14.07	\$29,257	2.38	\$10.22	\$10.89	\$12.06	\$14.69	\$19.08	\$21,262	\$22,660	\$25,095	\$30,561	\$39,684	1.68
41-3011	Advertising sales agents	30	20.00	\$18.62	\$38,740	6.00	\$10.58	\$11.50	\$16.92	\$24.92	\$29.73	\$22,013	\$23,910	\$35,185	\$51,834	\$61,837	#
41-3021	Insurance sales agents	130	31.26	\$32.82	\$68,263	14.52	\$10.71	\$14.06	\$21.20	\$29.38	\$64.46	\$22,277	\$29,235	\$44,086	\$61,114	\$134,067	0.78
41-3031	Securities, commodities, and financial services sales agents	190	14.72	\$36.40	\$75,713	7.88	\$14.08	\$18.04	\$27.01	\$45.44	\$60.96	\$29,296	\$37,522	\$56,179	\$94,509	\$126,796	1.09
41-3099	Sales representatives, services, all other	330	15.65	\$42.12	\$87,602.00	\$23.96	\$11.19	\$16.03	\$25.25	\$51.33	#	\$23,279.00	\$33,344.00	\$52,527.00	\$106,777.00	#	0.75
41-4012	Sales representatives, wholesale and manufacturing, except technical and scientific products	560	11.63	\$30.97	\$64,410	6.75	\$13.71	\$18.50	\$26.88	\$40.09	\$54.19	\$28,525	\$38,475	\$55,918	\$83,391	\$112,712	0.97
41-9021	Real estate brokers	60	37.02	\$21.54	\$44,813	21.20	\$12.55	\$13.76	\$19.27	\$28.73	\$31.42	\$26,113	\$28,622	\$40,074	\$59,753	\$65,347	3.23
41-9022	Real estate sales agents	130	18.06	\$38.44	\$79,951	13.43	\$14.57	\$26.38	\$41.84	\$47.15	\$50.75	\$30,306	\$54,868	\$87,034	\$98,080	\$105,565	1.95
41-9031	Sales engineers	#	#	\$48.96	\$101,831	9.75	\$37.24	\$41.53	\$51.21	\$57.57	\$61.33	\$77,451	\$86,375	\$106,517	\$119,753	\$127,576	#
41-9099	Sales and related workers, all other	120	17.11	\$14.50	\$30,157	3.89	\$10.71	\$11.46	\$13.47	\$15.61	\$21.38	\$22,278	\$23,839	\$28,021	\$32,472	\$44,467	2.95
43-0000	Office and administrative support	9,230	2.73	\$17.28	\$35,944	1.55	\$10.75	\$12.15	\$15.88	\$20.45	\$26.00	\$22,357	\$25,282	\$33,028	\$42,546	\$54,083	0.99
43-1011	First-line supervisors of office and administrative support workers	490	5.92	\$26.57	\$55,261	3.35	\$13.93	\$18.11	\$24.94	\$32.86	\$40.06	\$28,977	\$37,671	\$51,872	\$68,341	\$83,335	0.77
43-2011	Switchboard operators, including answering service	20	26.38	\$14.62	\$30,402	2.48	\$12.22	\$13.09	\$14.44	\$16.44	\$17.99	\$25,427	\$27,228	\$30,400	\$34,186	\$37,418	#
43-3011	Bill and account collectors	90	26.85	\$14.61	\$30,386	7.37	\$10.59	\$11.16	\$12.11	\$17.30	\$22.44	\$22,029	\$23,216	\$25,189	\$35,985	\$46,667	0.85
43-3021	Billing and posting clerks and machine operators	160	12.92	\$18.52	\$38,518	1.91	\$14.22	\$16.18	\$18.09	\$20.94	\$24.33	\$29,586	\$33,648	\$37,622	\$43,555	\$50,610	0.81
43-3031	Bookkeeping, accounting, and auditing clerks	680	10.05	\$18.06	\$37,573	3.37	\$10.21	\$11.87	\$17.93	\$22.67	\$26.75	\$21,228	\$24,689	\$37,297	\$47,155	\$55,642	1.04
43-3051	Payroll and timekeeping clerks	30	11.24	\$23.12	\$48,081	2.75	\$16.48	\$19.08	\$22.94	\$26.48	\$30.78	\$34,286	\$39,695	\$47,721	\$55,068	\$64,032	0.52
43-3061	Procurement clerks	10	15.65	\$20.25	\$42,110	2.20	\$16.06	\$17.65	\$20.04	\$22.70	\$25.86	\$33,400	\$36,721	\$41,686	\$47,214	\$53,780	#
43-3071	Tellers	240	22.50	\$14.22	\$29,583	4.08	\$10.98	\$12.27	\$14.26	\$16.14	\$17.91	\$22,845	\$25,523	\$29,651	\$33,576	\$37,247	1.18
43-3099	Financial clerks, all other	#	#	\$17.53	\$36,464	8.20	\$11.48	\$13.73	\$17.05	\$20.66	\$24.99	\$23,883	\$28,568	\$35,462	\$42,973	\$51,975	#
43-4011	Brokerage clerks	20	17.46	\$21.97	\$45,689	2.58	\$15.72	\$18.67	\$21.92	\$24.59	\$30.45	\$32,702	\$38,824	\$45,592	\$51,148	\$63,340	#

Data unavailable

Occupational Code	Occupational Title	Employment Estimate	Employment Percentage Relative Standard Error	Average Hourly Wage	Average Annual Wage	Wage Percentage Relative Standard Error	10th Percentile (Hourly)	25th Percentile (Hourly)	50th Percentile (Hourly)	75th Percentile (Hourly)	90th Percentile (Hourly)	10th Percentile (Annual)	25th Percentile (Annual)	50th Percentile (Annual)	75th Percentile (Annual)	90th Percentile (Annual)	Location Quotients
43-4031	Court, municipal, and license clerks	240	1.12	\$16.30	\$33,898	2.84	\$10.69	\$11.41	\$16.33	\$19.66	\$23.65	\$22,237	\$23,736	\$33,973	\$40,892	\$49,183	4.00
43-4051	Customer service representatives	1,180	6.94	\$13.93	\$28,976	4.80	\$10.54	\$11.12	\$12.11	\$14.96	\$19.91	\$21,914	\$23,124	\$25,193	\$31,123	\$41,416	0.97
43-4061	Eligibility interviewers, government programs	60	0.44	\$18.34	\$38,142	3.64	\$15.67	\$16.46	\$17.80	\$19.15	\$23.39	\$32,590	\$34,238	\$37,022	\$39,828	\$48,648	1.06
43-4071	File clerks	30	11.30	\$17.12	\$35,601	4.23	\$10.94	\$12.83	\$16.17	\$19.55	\$23.95	\$22,764	\$26,696	\$33,630	\$40,664	\$49,814	0.68
43-4081	Hotel, motel, and resort desk clerks	230	16.55	\$12.37	\$25,728	3.14	\$10.37	\$10.84	\$11.61	\$13.50	\$15.93	\$21,573	\$22,539	\$24,150	\$28,072	\$33,138	2.03
43-4111	Interviewers, except eligibility and loan	150	15.97	\$17.49	\$36,369	3.71	\$13.00	\$14.21	\$16.44	\$19.55	\$24.26	\$27,050	\$29,554	\$34,198	\$40,664	\$50,469	1.83
43-4131	Loan interviewers and clerks	90	13.00	\$22.25	\$46,283	1.88	\$14.82	\$17.03	\$20.75	\$27.32	\$32.41	\$30,818	\$35,418	\$43,161	\$56,819	\$67,417	0.93
43-4151	Order clerks	80	11.43	\$16.63	\$34,594	3.23	\$12.49	\$13.61	\$15.62	\$18.69	\$23.65	\$25,975	\$28,299	\$32,492	\$38,880	\$49,196	1.19
43-4161	Human resources assistants, except payroll and timekeeping	40	6.94	\$20.91	\$43,496	3.51	\$14.84	\$16.40	\$20.28	\$25.12	\$28.94	\$30,872	\$34,119	\$42,192	\$52,260	\$60,191	0.67
43-4171	Receptionists and information clerks	440	9.55	\$14.04	\$29,207	1.68	\$10.87	\$12.02	\$13.60	\$15.11	\$18.19	\$22,616	\$25,002	\$28,297	\$31,435	\$37,831	0.99
43-4199	Information and record clerks, all other	290	11.55	\$20.76	\$43,175	2.65	\$14.35	\$16.67	\$19.32	\$22.83	\$27.11	\$29,839	\$34,680	\$40,193	\$47,494	\$56,392	4.31
43-5021	Couriers and messengers	40	41.15	\$16.58	\$34,493	\$3.14	\$12.98	\$15.43	\$17.13	\$18.58	\$19.49	\$27,004	\$32,103	\$35,627	\$38,656	\$40,536	1.16
43-5032	Dispatchers, except police, fire, and ambulance	90	33.08	\$20.99	\$43,666	\$6.38	\$10.21	\$16.06	\$21.30	\$24.51	\$31.13	\$21,242	\$33,395	\$44,307	\$50,991	\$64,757	1.10
43-5051	Postal service clerks	30	0.00	\$23.55	\$48,987	#	\$13.07	\$20.56	\$22.84	\$28.90	\$29.48	\$27,182	\$42,773	\$47,502	\$60,105	\$61,325	#
43-5052	Postal service mail carriers	150	0.00	\$24.57	\$51,115	#	\$17.78	\$17.79	\$22.37	\$30.05	\$31.55	\$36,986	\$37,001	\$46,529	\$62,495	\$65,623	1.04
43-5053	Postal service mail sorters, processors, and processing machine operators	70	0.00	\$23.71	\$49,313	#	\$17.19	\$19.64	\$22.41	\$28.89	\$28.90	\$35,762	\$40,855	\$46,623	\$60,099	\$60,111	1.63
43-5061	Production, planning, and expediting clerks	40	14.60	\$22.43	\$46,651	4.49	\$14.27	\$17.84	\$21.49	\$25.95	\$29.49	\$29,674	\$37,104	\$44,703	\$53,967	\$61,337	0.30
43-5071	Shipping, receiving, and traffic clerks	210	12.55	\$14.32	\$29,777	2.44	\$10.65	\$11.43	\$13.17	\$16.30	\$19.99	\$22,156	\$23,778	\$27,392	\$33,900	\$41,572	0.75
43-5081	Stock clerks and order fillers	790	9.03	\$14.34	\$29,826	2.45	\$10.46	\$11.13	\$12.47	\$16.44	\$20.16	\$21,757	\$23,146	\$25,942	\$34,197	\$41,939	0.90
43-6011	Executive secretaries and executive administrative assistants	160	8.91	\$23.46	\$48,806	3.45	\$16.53	\$20.07	\$22.18	\$25.95	\$31.44	\$34,389	\$41,756	\$46,133	\$53,966	\$65,387	0.64
43-6012	Legal secretaries	70	35.82	\$19.06	\$39,638	12.67	\$13.33	\$15.40	\$17.37	\$25.09	\$28.59	\$27,725	\$32,037	\$36,125	\$52,183	\$59,478	0.90
43-6013	Medical secretaries	240	19.08	\$16.70	\$34,728	2.38	\$12.98	\$14.16	\$16.23	\$18.48	\$21.55	\$26,990	\$29,456	\$33,759	\$38,438	\$44,834	0.96
43-6014	Secretaries and administrative assistants, except legal, medical,	1,160	7.66	\$16.74	\$34,816	1.88	\$10.65	\$12.68	\$16.36	\$20.05	\$23.62	\$22,148	\$26,380	\$34,027	\$41,712	\$49,140	1.26
43-9021	Data entry keyers	70	21.83	\$15.56	\$32,357	6.99	\$10.21	\$11.85	\$15.31	\$17.90	\$21.26	\$21,231	\$24,654	\$31,843	\$37,234	\$44,226	0.99
43-9041	Insurance claims and policy processing clerks	60	6.50	\$19.38	\$40,301	2.96	\$15.17	\$16.83	\$19.65	\$22.29	\$23.88	\$31,556	\$35,011	\$40,862	\$46,362	\$49,662	0.47
43-9051	Mail clerks and mail machine operators, except postal service	20	24.01	\$16.22	\$33,728	9.38	\$10.20	\$10.21	\$15.77	\$17.70	\$26.55	\$21,224	\$21,236	\$32,811	\$36,815	\$55,225	#
43-9061	Office clerks, general	1,230	8.05	\$17.53	\$36,465	2.98	\$10.71	\$12.95	\$16.36	\$20.68	\$26.12	\$22,268	\$26,934	\$34,020	\$43,007	\$54,331	0.97
43-9071	Office machine operators, except computer	10	24.85	\$20.83	\$43,332	4.97	\$11.47	\$15.96	\$19.66	\$26.52	\$31.02	\$23,853	\$33,199	\$40,889	\$55,154	\$64,516	#
43-9199	Office and administrative support workers, all other	30	34.24	\$17.33	\$36,039	5.91	\$10.99	\$12.23	\$16.06	\$21.81	\$24.75	\$22,849	\$25,436	\$33,404	\$45,369	\$51,471	#
45-0000	Farming, fishing, and forestry	50	45.37	\$13.61	\$28,311	4.15	\$10.49	\$11.14	\$12.21	\$15.15	\$18.76	\$21,825	\$23,168	\$25,389	\$31,513	\$39,018	0.26
45-2092	Farmworkers and laborers, crop, nursery, and greenhouse	#	#	\$14.18	\$29,487	4.36	\$10.21	\$11.51	\$14.31	\$16.91	\$18.35	\$21,233	\$23,950	\$29,761	\$35,175	\$38,159	#
47-0000	Construction and extraction	4,150	5.43	\$25.20	\$52,411	3.42	\$13.93	\$17.22	\$22.59	\$29.12	\$37.25	\$28,970	\$35,826	\$46,980	\$60,576	\$77,474	1.63
47-1011	First-line supervisors of construction trades and extraction work	530	13.87	\$36.72	\$76,374	3.66	\$23.36	\$27.23	\$33.02	\$40.78	\$62.30	\$48,585	\$56,641	\$68,677	\$84,826	\$129,593	2.08
47-2021	Brickmasons and blockmasons	40	26.17	\$24.76	\$51,504	3.83	\$19.33	\$21.44	\$25.62	\$28.28	\$30.05	\$40,201	\$44,604	\$53,279	\$58,832	\$62,510	1.56
47-2031	Carpenters	370	19.57	\$20.09	\$41,796	5.83	\$13.58	\$15.96	\$19.23	\$23.09	\$28.93	\$28,245	\$33,202	\$40,003	\$48,024	\$60,171	1.20
47-2051	Cement masons and concrete finishers	150	13.97	\$19.00	\$39,515	6.31	\$10.21	\$15.14	\$19.18	\$23.03	\$26.19	\$21,234	\$31,493	\$39,899	\$47,896	\$54,482	1.86
47-2061	Construction laborers	410	11.83	\$16.25	\$33,797	3.21	\$11.90	\$13.36	\$16.17	\$18.57	\$21.41	\$24,753	\$27,793	\$33,641	\$38,620	\$44,543	0.96
47-2073	Operating engineers and other construction equipment operators	280	15.94	\$21.42	\$44,559	2.71	\$15.85	\$18.06	\$21.51	\$24.35	\$28.00	\$32,970	\$37,559	\$44,739	\$50,648	\$58,231	1.70
47-2081	Drywall and ceiling tile installers	40	30.88	\$18.93	\$39,374	12.80	\$12.67	\$13.93	\$16.87	\$25.27	\$28.91	\$26,350	\$28,972	\$35,083	\$52,563	\$60,139	1.01
47-2111	Electricians	360	34.44	\$27.67	\$57,550	6.02	\$18.05	\$20.83	\$25.84	\$32.69	\$43.01	\$37,537	\$43,327	\$53,748	\$68,002	\$89,459	1.29
47-2141	Painters, construction and maintenance	120	34.46	\$21.77	\$45,273	11.77	\$13.62	\$18.00	\$22.35	\$26.37	\$29.20	\$28,333	\$37,445	\$46,491	\$54,843	\$60,744	1.28
47-2151	Pipelayers	40	26.41	\$21.40	\$44,512	7.39	\$15.11	\$18.79	\$21.64	\$24.22	\$28.21	\$31,420	\$39,086	\$45,003	\$50,371	\$58,672	2.57
47-2152	Plumbers, pipefitters, and steamfitters	240	42.42	\$23.47	\$48,820	6.34	\$14.75	\$16.91	\$22.67	\$28.39	\$32.39	\$30,679	\$35,169	\$47,160	\$59,058	\$67,375	1.30
47-2181	Roofers	60	24.84	\$15.41	\$32,047	5.72	\$11.61	\$13.27	\$15.50	\$17.59	\$18.88	\$24,145	\$27,593	\$32,249	\$36,582	\$39,267	1.05
47-2211	Sheet metal workers	30	28.55	\$27.02	\$56,195.00	\$10.44	\$17.66	\$21.06	\$26.04	\$30.36	\$42.68	\$36,734.00	\$43,810.00	\$54,156.00	\$63,157.00	\$88,784.00	0.59
47-4011	Construction and building inspectors	50	18.47	\$23.19	\$48,237	5.95	\$14.64	\$19.34	\$24.09	\$28.00	\$29.81	\$30,449	\$40,235	\$50,106	\$58,238	\$62,004	1.02
47-4051	Highway maintenance workers	120	5.90	\$20.82	\$43,299	1.87	\$15.44	\$17.48	\$20.51	\$23.56	\$26.79	\$32,118	\$36,349	\$42,655	\$49,011	\$55,721	1.90

Data unavailable

Occupational Code	Occupational Title	Employment Estimate	Employment Percentage Relative Standard Error	Average Hourly Wage	Average Annual Wage	Wage Percentage Relative Standard Error	10th Percentile (Hourly)	25th Percentile (Hourly)	50th Percentile (Hourly)	75th Percentile (Hourly)	90th Percentile (Hourly)	10th Percentile (Annual)	25th Percentile (Annual)	50th Percentile (Annual)	75th Percentile (Annual)	90th Percentile (Annual)	Location Quotients
47-4071	Septic tank servicers and sewer pipe cleaners	#	#	\$17.40	\$36,188	8.17	\$15.00	\$15.74	\$16.96	\$18.19	\$21.76	\$31,208	\$32,736	\$35,282	\$37,828	\$45,260	#
47-5013	Service unit operators, oil, gas, and mining	190	28.07	#	#	#	#	#	#	#	#	#	#	#	#	#	8.91
47-5071	Roustabouts, oil and gas	440	14.03	\$23.26	\$48,389	4.34	\$15.71	\$17.98	\$23.37	\$28.26	\$30.67	\$32,671	\$37,406	\$48,617	\$58,787	\$63,785	18.91
49-0000	Installation, maintenance, and repair	3,330	6.33	\$23.28	\$48,428	3.06	\$11.83	\$15.70	\$21.71	\$29.69	\$37.21	\$24,609	\$32,652	\$45,157	\$61,756	\$77,398	1.39
49-1011	First-line supervisors of mechanics, installers, and repairers	250	10.56	\$30.41	\$63,252	4.51	\$12.60	\$22.48	\$29.10	\$37.79	\$47.59	\$26,209	\$46,761	\$60,533	\$78,612	\$98,997	1.27
49-2011	Computer, automated teller, and office machine repairers	30	30.46	\$17.95	\$37,326	3.20	\$11.47	\$15.43	\$18.26	\$21.62	\$23.51	\$23,856	\$32,097	\$37,973	\$44,971	\$48,905	#
49-2022	Telecommunications equipment installers and repairers, except line installers	110	39.85	\$26.61	\$55,350	11.75	\$15.84	\$18.02	\$26.74	\$34.78	\$38.04	\$32,950	\$37,475	\$55,627	\$72,342	\$79,132	1.12
49-2094	Electrical and electronics repairers, commercial and industrial equipment	40	19.19	\$30.46	\$63,353	2.71	\$23.25	\$26.60	\$30.06	\$35.24	\$39.03	\$48,361	\$55,325	\$62,523	\$73,300	\$81,185	1.75
49-3021	Automotive body and related repairers	70	22.00	\$21.81	\$45,355	7.90	\$11.21	\$14.28	\$19.93	\$26.52	\$36.73	\$23,318	\$29,701	\$41,459	\$55,158	\$76,397	1.24
49-3023	Automotive service technicians and mechanics	390	11.29	\$23.67	\$49,240	3.66	\$13.76	\$17.44	\$22.50	\$28.58	\$35.45	\$28,627	\$36,279	\$46,798	\$59,450	\$73,726	1.43
49-3031	Bus and truck mechanics and diesel engine specialists	200	20.47	\$26.84	\$55,830	2.81	\$18.67	\$21.82	\$26.42	\$30.85	\$37.07	\$38,832	\$45,386	\$54,960	\$64,161	\$77,113	1.76
49-3052	Motorcycle mechanics	#	#	\$19.48	\$40,522	8.94	\$10.92	\$12.10	\$20.76	\$24.02	\$28.22	\$22,714	\$25,162	\$43,188	\$49,968	\$58,704	#
49-3053	Outdoor power equipment and other small engine mechanics	10	14.44	\$13.36	\$27,789	3.47	\$10.20	\$10.20	\$10.21	\$13.17	\$23.83	\$21,220	\$21,226	\$21,237	\$27,387	\$49,577	#
49-3093	Tire repairers and changers	160	30.33	\$15.30	\$31,821	5.17	\$11.81	\$13.04	\$14.64	\$17.43	\$20.01	\$24,561	\$27,115	\$30,442	\$36,249	\$41,621	3.42
49-9021	Heating, air conditioning, and refrigeration mechanics and installers	260	41.74	#	#	#	#	#	#	#	#	#	#	#	#	#	1.85
49-9031	Home appliance repairers	#	#	\$14.75	\$30,687	19.54	\$10.62	\$11.22	\$12.14	\$15.93	\$22.09	\$22,081	\$23,347	\$25,256	\$33,136	\$45,947	#
49-9041	Industrial machinery mechanics	110	14.67	\$29.02	\$60,366	5.30	\$19.98	\$24.25	\$28.07	\$33.38	\$40.49	\$41,557	\$50,445	\$58,382	\$69,427	\$84,229	0.69
49-9062	Medical equipment repairers	10	41.33	\$26.36	\$54,836	4.01	\$16.88	\$20.52	\$26.28	\$33.00	\$36.30	\$35,118	\$42,687	\$54,654	\$68,637	\$75,503	#
49-9071	Maintenance and repair workers, general	580	9.16	\$17.83	\$37,084	2.62	\$11.24	\$13.55	\$17.03	\$21.24	\$25.47	\$23,384	\$28,194	\$35,427	\$44,169	\$52,975	0.98
49-9098	Helpers--installation, maintenance, and repair workers	40	3.92	\$15.95	\$33,181	2.81	\$12.54	\$13.43	\$14.92	\$18.42	\$21.74	\$26,074	\$27,929	\$31,038	\$38,309	\$45,212	1.00
49-9099	Installation, maintenance, and repair workers, all other	110	35.13	\$22.50	\$46,798	7.36	\$14.02	\$16.72	\$22.47	\$28.12	\$30.36	\$29,152	\$34,779	\$46,735	\$58,481	\$63,158	1.67
51-0000	Production	2,860	6.16	\$17.94	\$37,317	2.15	\$10.91	\$12.37	\$15.66	\$21.16	\$29.02	\$22,684	\$32,721	\$42,563	\$44,008	\$60,356	0.74
51-1011	First-line supervisors of production and operating workers	210	12.29	\$29.50	\$61,352.00	\$3.39	\$17.43	\$21.36	\$27.63	\$37.57	\$45.68	\$36,253.00	\$44,436.00	\$57,461.00	\$78,148.00	\$95,024.00	0.78
51-2041	Structural metal fabricators and fitters	80	45.54	\$21.41	\$44,536	2.57	\$13.37	\$15.04	\$18.45	\$23.14	\$40.58	\$27,806	\$31,290	\$38,382	\$48,139	\$84,410	2.49
51-2098	Assemblers and fabricators, all other, including team assemblers	210	15.83	\$15.40	\$32,033	2.86	\$11.17	\$12.69	\$14.74	\$17.50	\$21.06	\$23,239	\$26,389	\$30,663	\$36,400	\$43,796	0.36
51-3011	Bakers	#	#	\$14.94	\$31,068	5.22	\$11.08	\$12.37	\$14.81	\$17.57	\$19.27	\$23,042	\$25,720	\$30,801	\$36,542	\$40,090	#
51-3021	Butchers and meat cutters	#	#	\$15.09	\$31,380	3.16	\$12.51	\$13.45	\$14.98	\$17.07	\$18.37	\$26,030	\$27,978	\$31,167	\$35,505	\$38,212	#
51-3092	Food batchmakers	30	33.05	\$13.50	\$28,088	4.31	\$10.23	\$10.69	\$11.48	\$12.27	\$21.89	\$21,269	\$22,244	\$23,869	\$25,519	\$45,535	#
51-3099	Food processing workers, all other	40	13.95	\$15.07	\$31,344	2.48	\$11.07	\$12.31	\$14.17	\$17.66	\$21.37	\$23,032	\$25,614	\$29,470	\$36,723	\$44,453	1.94
51-4033	Grinding, lapping, polishing, and buffing machine tool setters, operators, and tenders, metal and plastic	20	32.76	\$15.19	\$31,595	3.20	\$10.21	\$11.89	\$15.91	\$17.79	\$19.25	\$21,228	\$24,727	\$33,102	\$37,004	\$40,037	#
51-4041	Machinists	150	14.06	\$20.31	\$42,238	4.72	\$12.58	\$14.62	\$18.86	\$25.44	\$29.70	\$26,170	\$30,400	\$39,239	\$52,912	\$61,780	0.94
51-4121	Welders, cutters, solderers, and brazers	140	25.42	\$23.22	\$48,289	5.50	\$15.69	\$17.90	\$21.86	\$27.33	\$35.11	\$32,642	\$37,226	\$45,477	\$56,845	\$73,022	0.87
51-5112	Printing press operators	30	15.44	\$15.98	\$33,240	6.06	\$13.01	\$13.84	\$15.23	\$17.23	\$18.93	\$27,058	\$28,786	\$31,686	\$35,833	\$39,383	0.46
51-6011	Laundry and dry-cleaning workers	170	22.08	\$11.58	\$24,094	2.03	\$10.25	\$10.63	\$11.25	\$11.88	\$13.69	\$21,325	\$22,103	\$23,401	\$24,716	\$28,476	1.89
51-6021	Pressers, textile, garment, and related materials	10	29.59	\$12.07	\$25,108	3.69	\$10.52	\$10.99	\$11.78	\$13.15	\$14.49	\$21,888	\$22,865	\$24,493	\$27,356	\$30,141	#
51-6031	Sewing machine operators	70	18.17	\$15.16	\$31,539	3.08	\$11.95	\$12.93	\$14.69	\$17.38	\$18.89	\$24,856	\$26,899	\$30,546	\$36,156	\$39,295	1.25
51-6052	Tailors, dressmakers, and custom sewers	#	#	\$15.36	\$31,953	5.48	\$12.22	\$13.35	\$15.13	\$17.40	\$18.82	\$25,426	\$27,759	\$31,468	\$36,197	\$39,143	#
51-7011	Cabinetmakers and bench carpenters	60	13.16	\$18.09	\$37,634	5.67	\$10.21	\$11.64	\$17.51	\$23.92	\$28.11	\$21,227	\$24,208	\$36,417	\$49,750	\$58,476	1.34
51-7021	Furniture finishers	10	42.08	\$15.71	\$32,680	5.47	\$10.94	\$12.04	\$14.59	\$19.60	\$23.03	\$22,760	\$25,044	\$30,349	\$40,771	\$47,910	#
51-7042	Woodworking machine setters, operators, and tenders, except sawing	#	#	\$19.03	\$39,574	4.23	\$13.96	\$15.97	\$18.43	\$22.07	\$25.62	\$29,046	\$33,213	\$38,328	\$45,898	\$53,288	#
51-8013	Power plant operators	10	38.65	\$31.23	\$64,968	11.28	\$15.52	\$20.86	\$30.02	\$39.24	\$51.17	\$32,280	\$43,395	\$62,449	\$81,624	\$106,428	#
51-8031	Water and wastewater treatment plant and system operators	30	10.27	\$27.74	\$57,692	2.65	\$21.63	\$25.56	\$28.24	\$30.74	\$32.42	\$44,994	\$53,166	\$58,736	\$63,937	\$67,427	0.57
51-8092	Gas plant operators	20	39.37	\$37.07	\$77,111	4.43	\$32.37	\$33.94	\$36.56	\$39.18	\$44.69	\$67,328	\$70,597	\$76,045	\$81,496	\$92,950	#
51-8093	Petroleum pump system operators, refinery operators, and gaugers	#	#	\$29.06	\$60,443	5.78	\$20.13	\$21.89	\$24.83	\$30.97	\$49.36	\$41,874	\$45,540	\$51,649	\$64,409	\$102,675	#

Data unavailable

Occupational Code	Occupational Title	Employment Estimate	Employment Percentage Relative Standard Error	Average Hourly Wage	Average Annual Wage	Wage Percentage Relative Standard Error	10th Percentile (Hourly)	25th Percentile (Hourly)	50th Percentile (Hourly)	75th Percentile (Hourly)	90th Percentile (Hourly)	10th Percentile (Annual)	25th Percentile (Annual)	50th Percentile (Annual)	75th Percentile (Annual)	90th Percentile (Annual)	Location Quotients
51-9012	Separating, filtering, clarifying, precipitating, and still machine setters, operators, and tenders	#	#	\$16.32	\$33,945	7.62	\$11.53	\$13.20	\$15.63	\$19.49	\$22.62	\$23,979	\$27,457	\$32,514	\$40,548	\$47,057	#
51-9061	Inspectors, testers, sorters, samplers, and weighers	100	5.90	\$20.60	\$42,858	5.34	\$12.34	\$14.43	\$18.52	\$25.65	\$33.96	\$25,670	\$30,014	\$38,520	\$53,342	\$70,635	0.41
51-9081	Dental laboratory technicians	40	46.22	\$17.58	\$36,574	15.04	\$11.12	\$12.71	\$15.00	\$21.21	\$27.50	\$23,128	\$26,442	\$31,207	\$44,121	\$57,208	2.71
51-9121	Coating, painting, and spraying machine setters, operators, and tenders	20	13.46	\$16.69	\$34,708	4.60	\$15.24	\$16.02	\$17.17	\$18.32	\$19.07	\$31,707	\$33,315	\$35,714	\$38,112	\$39,668	#
51-9122	Painters, transportation equipment	130	22.00	\$18.05	\$37,540	6.26	\$11.03	\$12.26	\$17.32	\$21.95	\$28.21	\$22,951	\$25,509	\$36,017	\$45,658	\$58,680	5.30
51-9198	Helpers--production workers	140	25.16	\$15.56	\$32,356	2.80	\$10.77	\$11.71	\$14.10	\$18.05	\$23.96	\$22,410	\$24,353	\$29,321	\$37,552	\$49,845	0.95
51-9199	Production workers, all other	#	#	\$14.77	\$30,717	3.89	\$12.49	\$13.12	\$14.15	\$15.19	\$18.47	\$25,987	\$27,281	\$29,438	\$31,605	\$38,411	#
53-0000	Transportation and material moving	3,660	8.00	\$19.05	\$39,620	2.89	\$11.17	\$13.36	\$17.16	\$22.68	\$30.20	\$23,239	\$27,780	\$35,685	\$47,173	\$62,824	0.84
53-1048	First-line supervisors of transportation and material moving workers, except aircraft cargo handling supervisors	140	11.25	\$29.29	\$60,925	4.17	\$17.61	\$20.98	\$26.50	\$35.30	\$45.22	\$36,638	\$43,634	\$55,118	\$73,428	\$94,056	0.79
53-2012	Commercial pilots	#	#	#	\$84,790	25.44	#	#	#	#	#	\$51,930	\$54,945	\$59,969	\$79,641	\$155,010	#
53-3022	Bus drivers, school or special client	50	15.02	\$12.06	\$25,080	3.39	\$10.20	\$10.21	\$10.57	\$12.02	\$15.16	\$21,221	\$21,228	\$21,991	\$25,003	\$31,527	0.21
53-3031	Driver/sales workers	110	9.24	\$16.07	\$33,419	4.07	\$10.89	\$12.38	\$16.21	\$18.41	\$21.78	\$22,643	\$25,760	\$33,721	\$38,296	\$45,311	0.64
53-3032	Heavy and tractor-trailer truck drivers	1,050	15.80	\$22.11	\$45,993	5.24	\$13.89	\$16.23	\$21.36	\$25.91	\$32.66	\$28,886	\$33,757	\$44,424	\$53,892	\$67,924	1.36
53-3033	Light truck or delivery services drivers	510	19.84	\$18.22	\$37,893	6.44	\$10.93	\$12.24	\$16.80	\$22.21	\$30.04	\$22,731	\$25,468	\$34,942	\$46,187	\$62,477	1.30
53-3041	Taxi drivers and chauffeurs	30	29.35	\$14.75	\$30,688	5.75	\$11.38	\$12.78	\$14.38	\$17.25	\$19.02	\$23,667	\$26,587	\$29,906	\$35,880	\$39,566	#
53-3099	Motor vehicle operators, all other	50	24.96	\$15.03	\$31,255	10.26	\$10.21	\$10.62	\$11.52	\$19.35	\$28.45	\$21,231	\$22,098	\$23,960	\$40,252	\$59,181	1.93
53-6021	Parking lot attendants	20	23.35	\$12.41	\$25,809	3.99	\$10.35	\$11.14	\$12.38	\$13.80	\$14.69	\$21,528	\$23,166	\$25,757	\$28,694	\$30,546	#
53-6031	Automotive and watercraft service attendants	90	9.42	\$13.52	\$28,116	2.82	\$10.57	\$11.11	\$12.00	\$14.95	\$18.52	\$21,983	\$23,101	\$24,968	\$31,086	\$38,529	1.86
53-7032	Excavating and loading machine and dragline operators	#	#	\$26.34	\$54,787.00	\$10.39	\$17.40	\$19.49	\$22.59	\$29.92	\$42.60	\$36,202.00	\$40,540.00	\$46,998.00	\$62,230.00	\$88,616.00	#
53-7051	Industrial truck and tractor operators	120	15.82	\$17.55	\$36,513	1.95	\$12.64	\$14.73	\$17.30	\$19.83	\$23.35	\$26,285	\$30,634	\$35,991	\$41,247	\$48,573	0.47
53-7061	Cleaners of vehicles and equipment	#	#	\$14.03	\$29,183.00	\$3.01	\$10.85	\$11.79	\$13.28	\$15.24	\$18.68	\$22,571.00	\$24,527.00	\$27,620.00	\$31,694.00	\$38,855.00	#
53-7062	Laborers and freight, stock, and material movers, hand	490	16.71	\$14.57	\$30,302	3.02	\$10.53	\$11.69	\$13.95	\$16.90	\$19.70	\$21,908	\$24,317	\$29,015	\$35,147	\$40,981	0.40
53-7064	Packers and packagers, hand	#	#	\$11.92	\$24,795	4.25	\$10.21	\$10.56	\$11.25	\$11.95	\$14.63	\$21,233	\$21,963	\$23,409	\$24,856	\$30,423	#
53-7072	Pump operators, except wellhead pumpers	190	27.08	\$18.15	\$37,756	3.04	\$15.49	\$16.35	\$17.76	\$19.23	\$22.83	\$32,216	\$34,003	\$36,947	\$39,995	\$47,486	40.37
53-7081	Refuse and recyclable material collectors	70	24.86	\$19.44	\$40,433	4.28	\$13.53	\$15.21	\$18.10	\$23.22	\$29.17	\$28,136	\$31,634	\$37,643	\$48,301	\$60,679	1.38

Occupational Code	Occupational Title	Employment Estimate	Employment Percentage Relative Standard Error	Average Hourly Wage	Average Annual Wage	Wage Percentage Relative Standard Error	10th Percentile (Hourly)	25th Percentile (Hourly)	50th Percentile (Hourly)	75th Percentile (Hourly)	90th Percentile (Hourly)	10th Percentile (Annual)	25th Percentile (Annual)	50th Percentile (Annual)	75th Percentile (Annual)	90th Percentile (Annual)	Location Quotients
00-0000	Total all occupations	103,410	3.07	\$23.05	\$47,947	1.50	\$10.83	\$13.35	\$18.93	\$27.76	\$39.76	\$22,518	\$27,760	\$39,376	\$57,751	\$82,701	1.00
11-0000	Management	3,680	4.35	\$54.89	\$114,171	2.25	\$26.36	\$35.83	\$48.37	\$65.38	\$88	\$54,824	\$74,533	\$100,599	\$135,981	\$183,451	0.68
11-1011	Chief executives	20	11.53	\$85.19	\$177,188	9.73	\$55.81	\$63.12	\$73.75	\$91	#	\$116,089	\$131,284	\$153,395	\$190,214	#	#
11-1021	General and operations managers	1,380	5.25	\$57.33	\$119,239	3.10	\$22.31	\$33.32	\$48.52	\$70.11	#	\$46,415	\$69,296	\$100,931	\$145,826	#	0.85
11-1031	Legislators	80	39.17	#	#	#	#	#	#	#	#	#	#	#	#	#	#
11-2021	Marketing managers	90	39.51	\$63.42	\$131,915	9.20	\$36.31	\$46.06	\$61.67	\$73.73	\$81.19	\$75,523	\$95,809	\$128,266	\$153,351	\$168,865	0.52
11-2022	Sales managers	80	26.68	\$70.12	\$145,840.00	\$11.11	\$31.93	\$37.66	\$57.94	\$81.42	#	\$66,407.00	\$78,341.00	\$120,506.00	\$169,364.00	#	0.28
11-2031	Public relations and fundraising managers	30	10.71	\$64.70	\$134,577	5.94	\$41.77	\$44.84	\$49.97	\$80.04	#	\$86,877	\$93,275	\$103,939	\$166,480	#	#
11-3011	Administrative services managers	50	15.54	\$53.24	\$110,740	3.21	\$28.84	\$40.24	\$55.50	\$64.75	\$76.59	\$59,991	\$83,691	\$115,446	\$134,682	\$159,300	0.25
11-3021	Computer and information systems managers	90	13.61	\$60.33	\$125,478	3.75	\$42.67	\$47.40	\$56.79	\$65.57	\$81.02	\$88,757	\$98,582	\$118,130	\$136,386	\$168,526	0.32
11-3031	Financial managers	140	12.71	\$65.28	\$135,776	4.16	\$39.82	\$52.76	\$61.02	\$73.44	\$92.11	\$82,823	\$109,734	\$126,911	\$152,765	\$191,593	0.33
11-3051	Industrial production managers	70	10.68	\$68.81	\$143,122	3.65	\$39.87	\$51.74	\$68.38	\$78.57	\$98.92	\$82,929	\$107,610	\$142,234	\$163,419	\$205,749	0.57
11-3061	Purchasing managers	20	32.79	\$59.91	\$124,603	5.52	\$42.62	\$46.70	\$57.16	\$71.66	\$87.11	\$88,659	\$97,139	\$118,889	\$149,053	\$181,180	#
11-3071	Transportation, storage, and distribution managers	80	23.11	\$53.86	\$112,025	4.04	\$35.43	\$42.61	\$53.72	\$62.03	\$77.09	\$73,690	\$88,628	\$111,747	\$129,019	\$160,356	0.86
11-3121	Human resources managers	40	18.20	\$59.09	\$122,898	4.50	\$37.91	\$50.26	\$58.09	\$66.14	\$76.57	\$78,849	\$104,541	\$120,824	\$137,563	\$159,264	0.35
11-3131	Training and development managers	10	41.19	\$58.08	\$120,807	7.61	\$43.55	\$47.48	\$56.73	\$70.63	\$77.34	\$90,593	\$98,748	\$117,994	\$146,918	\$160,871	#
11-9021	Construction managers	530	9.91	\$50.13	\$104,280	8.64	\$32.08	\$35.91	\$43.37	\$55.75	\$72.23	\$66,718	\$74,696	\$90,212	\$115,968	\$150,230	2.69
11-9031	Education administrators, preschool and childcare center/program	40	20.34	\$21.63	\$45,001	5.28	\$16.92	\$18.94	\$21.51	\$24.27	\$27.66	\$35,203	\$39,399	\$44,743	\$50,471	\$57,531	1.11
11-9032	Education administrators, elementary and secondary school	250	1.30	#	\$91,748	1.62	#	#	#	#	#	\$68,602	\$76,527	\$90,093	\$104,689	\$123,775	1.31
11-9033	Education administrators, postsecondary	70	1.90	\$51.06	\$106,210.00	\$3.77	\$28.03	\$37.23	\$46.51	\$61.18	\$78.64	\$58,306.00	\$77,429.00	\$96,743.00	\$127,261.00	\$163,565.00	0.68
11-9041	Architectural and engineering managers	60	21.41	#	#	#	#	#	#	#	#	#	#	#	#	#	#
11-9111	Medical and health services managers	150	14.30	\$43.58	\$90,639	8.33	\$21.69	\$26.38	\$39.43	\$51.70	\$70.92	\$45,106	\$54,865	\$82,008	\$107,539	\$147,520	0.57
11-9121	Natural sciences managers	20	12.40	\$53.61	\$111,499	6.13	\$35.20	\$39.41	\$45.20	\$59.31	\$90.28	\$73,212	\$81,973	\$94,015	\$123,359	\$187,776	#
11-9131	Postmasters and mail superintendents	20	0.00	\$37.75	\$78,522	#	\$30.83	\$33.89	\$37.07	\$40.85	\$44.05	\$64,120	\$70,496	\$77,095	\$84,963	\$91,630	#
11-9151	Social and community service managers	30	14.71	\$47.98	\$99,794	4.70	\$22.09	\$34.05	\$44.44	\$67.59	\$77.17	\$45,951	\$70,829	\$92,444	\$140,584	\$160,510	0.29
11-9199	Managers, all other	280	9.07	\$60.25	\$125,324	7.26	\$30.60	\$40.41	\$57.17	\$72.44	\$91.85	\$63,654	\$84,062	\$118,905	\$150,678	\$191,052	0.84
13-0000	Business and financial operations	4,780	6.41	\$32.88	\$68,394	1.75	\$16.83	\$23.12	\$30.33	\$39.99	\$51.12	\$35,007	\$48,083	\$63,077	\$83,174	\$106,338	0.87
13-1020	Buyers and purchasing agents	330	21.97	\$29.18	\$60,692	2.33	\$19.23	\$22.43	\$28.35	\$35.85	\$40.24	\$40,008	\$46,657	\$58,975	\$74,578	\$83,696	1.12
13-1031	Claims adjusters, examiners, and investigators	460	14.39	\$27.80	\$57,830	3.57	\$12.94	\$16.89	\$28.30	\$36.75	\$44.52	\$26,918	\$35,137	\$58,861	\$76,434	\$92,612	2.24
13-1041	Compliance officers, except agriculture, construction, health and safety, and transportation	250	17.63	\$30.09	\$62,596	2.83	\$21.30	\$25.17	\$28.13	\$32.62	\$42.54	\$44,310	\$52,358	\$58,507	\$67,840	\$88,487	1.16
13-1051	Cost estimators	340	20.70	\$29.67	\$61,703	5.47	\$15.19	\$17.96	\$29.71	\$37.71	\$46.49	\$31,589	\$37,353	\$61,798	\$78,445	\$96,701	2.24
13-1071	Human resources specialists	290	6.52	\$30.84	\$64,139	2.41	\$16.49	\$21.67	\$28.81	\$37.36	\$49.10	\$34,309	\$45,066	\$59,918	\$77,713	\$102,132	0.68
13-1081	Logisticians	130	17.98	\$32.21	\$67,000	4.28	\$19.15	\$23.05	\$29.36	\$40.86	\$49.61	\$39,827	\$47,951	\$61,071	\$84,997	\$103,195	1.09
13-1111	Management analysts	130	20.90	\$37.72	\$78,452	9.12	\$16.93	\$25.53	\$36.16	\$48.51	\$61.76	\$35,219	\$53,109	\$75,219	\$100,910	\$128,460	0.27
13-1121	Meeting, convention, and event planners	30	6.94	\$22.71	\$47,234	3.88	\$10.21	\$17.31	\$21.92	\$27.17	\$36.33	\$21,232	\$36,012	\$45,594	\$56,522	\$75,572	0.40
13-1131	Fundraisers	50	12.35	\$24.04	\$50,000	2.34	\$14.86	\$17.94	\$23.03	\$28.66	\$36.42	\$30,902	\$37,310	\$47,901	\$59,617	\$75,752	0.94
13-1141	Compensation, benefits, and job analysis specialists	20	18.93	\$33.29	\$69,243	3.48	\$25.75	\$27.86	\$31.57	\$38.57	\$45.22	\$53,555	\$57,956	\$65,668	\$80,219	\$94,057	#
13-1151	Training and development specialists	270	16.58	\$31.21	\$64,915	5.95	\$14.91	\$20.75	\$29.28	\$42.80	\$50.72	\$31,023	\$43,159	\$60,904	\$89,031	\$105,506	1.30
13-1161	Market research analysts and marketing specialists	440	21.27	\$34.10	\$70,922	4.91	\$18.89	\$22.90	\$30.86	\$42.13	\$60.16	\$39,300	\$47,639	\$64,181	\$87,639	\$125,129	0.96
13-1199	Business operations specialists, all other	760	11.40	\$34.91	\$72,614	2.90	\$19.27	\$25.26	\$32.66	\$42.34	\$52.44	\$40,083	\$52,543	\$67,932	\$88,073	\$109,081	1.00
13-2011	Accountants and auditors	910	9.13	\$36.36	\$75,633	3.25	\$19.32	\$24.83	\$32.58	\$44.77	\$60.60	\$40,182	\$51,644	\$67,775	\$93,113	\$126,053	1.01
13-2021	Appraisers and assessors of real estate	50	33.93	\$31.96	\$66,473	6.35	\$22.93	\$26.05	\$29.40	\$34.65	\$44.85	\$47,686	\$54,193	\$61,156	\$72,064	\$93,278	1.13
13-2031	Budget analysts	20	16.78	\$39.29	\$81,715	3.42	\$29.98	\$33.73	\$37.77	\$44.37	\$57.78	\$62,366	\$70,153	\$78,568	\$92,284	\$120,184	#
13-2041	Credit analysts	10	23.14	\$34.08	\$70,882	14.83	\$20.69	\$22.88	\$28.77	\$43.78	\$50.72	\$43,041	\$47,589	\$59,848	\$91,066	\$105,498	#
13-2051	Financial analysts	40	41.84	\$52.46	\$109,110	25.86	\$26.52	\$29.03	\$39.32	\$55.67	#	\$55,152	\$60,390	\$81,788	\$115,791	#	0.17
13-2052	Personal financial advisors	#	#	\$34.41	\$71,583	12.26	\$25.78	\$27.20	\$29.56	\$38.71	\$56.12	\$53,629	\$56,578	\$61,492	\$80,514	\$116,734	#
13-2053	Insurance underwriters	50	33.09	\$33.95	\$70,608	6.98	\$26.20	\$28.28	\$31.35	\$37.70	\$46.55	\$54,500	\$58,823	\$65,209	\$78,417	\$96,816	0.79
13-2061	Financial examiners	#	#	\$33.24	\$69,129	13.10	\$25.86	\$27.26	\$29.58	\$36.10	\$50.09	\$53,789	\$56,694	\$61,537	\$75,092	\$104,183	#
13-2072	Loan officers	80	19.82	\$39.84	\$82,874	9.05	\$16.71	\$24.97	\$34.85	\$53.22	\$69.29	\$34,763	\$51,947	\$72,498	\$110,702	\$144,116	0.38
13-2082	Tax preparers	#	#	\$18.70	\$38,892	20.92	\$10.21	\$11.63	\$17.81	\$25.93	\$28.75	\$21,236	\$24,183	\$37,054	\$53,928	\$59,802	#

Data unavailable

Occupational Code	Occupational Title	Employment Estimate	Employment Percentage Relative Standard Error	Average Hourly Wage	Average Annual Wage	Wage Percentage Relative Standard Error	10th Percentile (Hourly)	25th Percentile (Hourly)	50th Percentile (Hourly)	75th Percentile (Hourly)	90th Percentile (Hourly)	10th Percentile (Annual)	25th Percentile (Annual)	50th Percentile (Annual)	75th Percentile (Annual)	90th Percentile (Annual)	Location Quotients
13-2099	Financial specialists, all other	60	35.21	\$38.52	\$80,116	2.40	\$22.78	\$29.49	\$37.03	\$46.78	\$58.94	\$47,384	\$61,345	\$77,013	\$97,303	\$122,593	0.61
15-0000	Computer and mathematical	1,400	11.33	\$36.07	\$75,016	3.07	\$17.18	\$24.52	\$33.97	\$44.76	\$56.43	\$35,731	\$51,001	\$70,668	\$93,091	\$117,383	0.45
15-1121	Computer systems analysts	180	28.07	\$49.88	\$103,751	8.04	\$26.59	\$33.71	\$43.61	\$51.92	\$78.22	\$55,314	\$70,106	\$90,706	\$107,988	\$162,703	0.43
15-1122	Information security analysts	20	30.23	\$41.69	\$86,714	3.14	\$27.36	\$30.76	\$43.37	\$48.55	\$54.20	\$56,918	\$63,985	\$90,209	\$100,991	\$112,736	#
15-1131	Computer programmers	40	27.59	\$39.70	\$82,569	6.71	\$27.47	\$32.03	\$37.39	\$46.39	\$58.41	\$57,138	\$66,614	\$77,781	\$96,500	\$121,489	0.26
15-1132	Software developers, applications	230	22.17	\$43.79	\$91,090	4.08	\$29.56	\$34.60	\$42.80	\$52.76	\$61.50	\$61,491	\$71,978	\$89,028	\$109,733	\$127,914	0.35
15-1134	Web developers	50	21.34	\$29.14	\$60,605	7.25	\$15.93	\$22.54	\$28.80	\$35.60	\$44.57	\$33,143	\$46,892	\$59,901	\$74,058	\$92,715	0.57
15-1141	Database administrators	30	14.52	\$41.03	\$85,352	3.04	\$21.90	\$33.65	\$40.01	\$50.77	\$59.44	\$45,550	\$69,999	\$83,219	\$105,600	\$123,632	0.39
15-1142	Network and computer systems administrators	260	10.95	\$32.69	\$67,994	2.40	\$17.69	\$23.13	\$31.20	\$41.35	\$49.81	\$36,789	\$48,117	\$64,894	\$86,010	\$103,603	1.00
15-1143	Computer network architects	110	15.65	\$40.57	\$84,378	5.58	\$28.91	\$32.56	\$37.02	\$48.25	\$59.83	\$60,134	\$67,723	\$77,008	\$100,368	\$124,449	0.99
15-1151	Computer user support specialists	310	6.74	\$21.92	\$45,603	3.91	\$11.41	\$16.19	\$21.18	\$27.14	\$33	\$23,732	\$33,670	\$44,045	\$56,457	\$67,884	0.69
15-1152	Computer network support specialists	20	7.61	\$33.10	\$68,839	3.40	\$21.06	\$25.67	\$31.34	\$41.49	\$48.29	\$43,800	\$53,397	\$65,194	\$86,308	\$100,449	#
15-1199	Computer, all other	100	37.40	\$33.15	\$68,947	7.98	\$16.50	\$28.04	\$34.52	\$38.79	\$46.13	\$34,328	\$58,329	\$71,805	\$80,686	\$95,952	0.37
15-2031	Operations research analysts	40	30.14	#	#	#	#	#	#	#	#	#	#	#	#	#	0.48
15-2041	Statisticians	20	24.98	\$37.59	\$78,179	5.40	\$28.22	\$32.12	\$36.73	\$42.76	\$49.37	\$58,694	\$66,800	\$76,403	\$88,944	\$102,692	#
17-0000	Architecture and engineering	1,590	10.17	\$39.12	\$81,370	2.93	\$21.33	\$27.15	\$34.70	\$47.09	\$63.32	\$44,369	\$56,476	\$72,182	\$97,949	\$131,711	0.87
17-1021	Cartographers and photogrammetrists	30	29.74	\$32.62	\$67,840	3.10	\$21.78	\$25.29	\$32.66	\$38.65	\$45.23	\$45,308	\$52,605	\$67,929	\$80,393	\$94,079	3.97
17-1022	Surveyors	40	12.64	\$35.38	\$73,581	6.62	\$22.81	\$28.43	\$34.28	\$39.21	\$46.99	\$47,453	\$59,136	\$71,303	\$81,563	\$97,733	1.22
17-2041	Chemical engineers	10	22.62	\$45.70	\$95,049	4.86	\$27.72	\$32.55	\$46.47	\$57.20	\$63.43	\$57,655	\$67,703	\$96,648	\$118,970	\$131,938	#
17-2051	Civil engineers	190	13.17	\$40.41	\$84,059	2.62	\$26.49	\$31.79	\$38.73	\$48.00	\$55.75	\$55,095	\$66,128	\$80,551	\$99,830	\$115,967	0.87
17-2071	Electrical engineers	130	44.31	\$49.32	\$102,581	7.20	\$30.72	\$36.00	\$48.34	\$63.11	\$74.64	\$63,897	\$74,871	\$100,553	\$131,276	\$155,244	0.98
17-2072	Electronics engineers, except computer	60	42.07	\$59.22	\$123,181	9.13	\$29.34	\$35.21	\$54.89	\$72.84	\$89.79	\$61,030	\$73,237	\$114,167	\$151,506	\$192,999	0.63
17-2111	Health and safety engineers, except mining safety engineers and inspectors	10	44.87	\$51.31	\$106,733	7.26	\$42.53	\$45.40	\$50.07	\$57.00	\$63.86	\$88,472	\$94,439	\$104,152	\$118,555	\$132,825	#
17-2112	Industrial engineers	110	12.72	\$42.77	\$88,954	1.74	\$27.16	\$32.64	\$41.88	\$49.13	\$62.41	\$56,492	\$67,900	\$87,106	\$102,188	\$129,808	0.53
17-2131	Materials engineers	30	33.06	\$36.60	\$76,127	3.88	\$19.06	\$24.14	\$37.56	\$46.65	\$54.05	\$39,647	\$50,205	\$78,131	\$97,022	\$112,420	#
17-2141	Mechanical engineers	110	26.49	\$41.10	\$85,496	2.54	\$26.41	\$32.94	\$38.52	\$48.66	\$61	\$54,939	\$68,511	\$80,129	\$101,222	\$126,862	0.51
17-2171	Petroleum engineers	160	4.09	\$49.26	\$102,453	14.31	\$19.03	\$32.41	\$40.82	\$65.09	\$85.41	\$39,583	\$67,418	\$84,901	\$135,384	\$177,647	7.09
17-2199	Engineers, all other	20	43.72	\$39.92	\$83,026	15.13	\$25.61	\$28.03	\$35.69	\$47.79	\$65.62	\$53,274	\$58,306	\$74,244	\$99,409	\$136,497	#
17-3011	Architectural and civil drafters	200	15.67	\$26.68	\$55,496	2.41	\$19.57	\$22.83	\$26.95	\$30.03	\$33.90	\$40,707	\$47,482	\$56,065	\$62,454	\$70,511	2.89
17-3013	Mechanical drafters	20	20.51	\$30.53	\$63,494	2.67	\$25.16	\$27.24	\$30.57	\$34.51	\$37.05	\$52,339	\$56,654	\$63,594	\$71,771	\$77,065	#
17-3019	Drafters, all other	20	40.30	\$24.13	\$50,191	11.65	\$17.68	\$19.92	\$22.09	\$24.27	\$37.17	\$36,766	\$41,425	\$45,954	\$50,482	\$77,321	#
17-3022	Civil engineering technicians	80	7.17	\$23.23	\$48,314	5.11	\$15.50	\$18.15	\$23.55	\$28.24	\$31.09	\$32,250	\$37,754	\$48,982	\$58,748	\$64,661	1.54
17-3023	Electrical and electronics engineering technicians	50	9.36	\$34.57	\$71,914	3.39	\$25.90	\$29.32	\$33.75	\$37.44	\$48.07	\$53,863	\$60,981	\$70,193	\$77,867	\$99,985	0.50
17-3025	Environmental engineering technicians	20	15.56	\$27.23	\$56,636	3.81	\$22.25	\$23.45	\$27.71	\$30.12	\$33.23	\$46,270	\$48,774	\$57,639	\$62,654	\$69,121	#
17-3026	Industrial engineering technicians	70	27.69	\$27.09	\$56,340	5.20	\$17.90	\$21.75	\$27.13	\$33.43	\$36.96	\$37,230	\$45,231	\$56,428	\$69,538	\$76,870	1.44
17-3027	Mechanical engineering technicians	10	45.05	\$30.26	\$62,949	4.94	\$22.85	\$26.74	\$30.67	\$35.11	\$37.91	\$47,526	\$55,622	\$63,783	\$73,039	\$78,845	#
17-3031	Surveying and mapping technicians	40	13.88	\$27.43	\$57,058	3.36	\$19.95	\$23.35	\$27.29	\$31.03	\$36.55	\$41,489	\$48,569	\$56,772	\$64,536	\$76,032	1.14
19-0000	Life, physical, and social science	580	6.61	\$30.64	\$63,726	3.14	\$17.26	\$21.91	\$27.49	\$36.59	\$47.72	\$35,890	\$45,579	\$57,179	\$76,106	\$99,266	0.69
19-1012	Food scientists and technologists	20	1.57	\$34.61	\$71,984	2.10	\$16.75	\$21.82	\$32.44	\$43.00	\$62.73	\$34,833	\$45,391	\$67,467	\$89,444	\$130,486	#
19-1013	Soil and plant scientists	30	48.47	\$31.59	\$65,708	4.86	\$25.63	\$26.89	\$28.99	\$31.21	\$45.41	\$53,314	\$55,934	\$60,304	\$64,920	\$94,455	#
19-2031	Chemists	50	16.60	\$38.79	\$80,690	3.60	\$20.12	\$26.08	\$38.15	\$49.10	\$58.69	\$41,848	\$54,245	\$79,343	\$102,118	\$122,082	0.88
19-2041	Environmental scientists and specialists, including health	40	22.21	\$28.49	\$59,258	9.82	\$13.55	\$16.45	\$30.50	\$36.34	\$40.20	\$28,186	\$34,208	\$63,434	\$75,589	\$83,621	0.63
19-2042	Geoscientists, except hydrologists and geographers	20	2.28	\$58.68	\$122,045	6.95	\$33.57	\$37.58	\$46.53	\$74.44	\$96.53	\$69,835	\$78,163	\$96,780	\$154,841	\$200,791	#
19-3031	Clinical, counseling, and school psychologists	50	21.24	\$30.32	\$63,069	3.30	\$10.25	\$15.10	\$31.22	\$41.07	\$49.38	\$21,324	\$31,401	\$64,945	\$85,426	\$102,719	0.63
19-3051	Urban and regional planners	40	6.84	\$35.08	\$72,957	2.89	\$22.39	\$26.66	\$33.09	\$43.45	\$50.72	\$46,581	\$55,458	\$68,821	\$90,384	\$105,502	1.58
19-4011	Agricultural and food science technicians	100	3.32	\$21.26	\$44,213	3.80	\$16.02	\$18.38	\$21.14	\$23.73	\$27.79	\$33,329	\$38,235	\$43,977	\$49,362	\$57,795	6.47
19-4031	Chemical technicians	60	27.60	\$25.28	\$52,587	5.34	\$16.51	\$19.94	\$24.85	\$29.77	\$36.01	\$34,348	\$41,469	\$51,680	\$61,915	\$74,902	1.32
19-4041	Geological and petroleum technicians	30	7.55	\$37.45	\$77,892	23.41	\$20.51	\$25.38	\$31.25	\$38.82	\$53.67	\$42,666	\$52,791	\$65,004	\$80,753	\$111,631	2.88
19-4091	Environmental science and protection technicians, including health	30	0.00	\$26.42	\$54,948	2.85	\$22.30	\$23.32	\$26.95	\$27.48	\$31.36	\$46,387	\$48,501	\$56,050	\$57,164	\$65,230	1.50
21-0000	Community and social services	1,540	7.12	\$22.85	\$47,530	3.69	\$12.45	\$16.34	\$22.76	\$28.13	\$34.03	\$25,892	\$33,986	\$47,338	\$58,520	\$70,780	0.99

Data unavailable

Occupational Code	Occupational Title	Employment Estimate	Employment Percentage Relative Standard Error	Average Hourly Wage	Average Annual Wage	Wage Percentage Relative Standard Error	10th Percentile (Hourly)	25th Percentile (Hourly)	50th Percentile (Hourly)	75th Percentile (Hourly)	90th Percentile (Hourly)	10th Percentile (Annual)	25th Percentile (Annual)	50th Percentile (Annual)	75th Percentile (Annual)	90th Percentile (Annual)	Location Quotients
21-1012	Educational, guidance, school, and vocational counselors	220	0.86	\$25.52	\$53,088	2.11	\$19.53	\$21.23	\$23.85	\$28.83	\$35.41	\$40,623	\$44,168	\$49,617	\$59,961	\$73,646	1.08
21-1015	Rehabilitation counselors	70	30.42	\$19.38	\$40,301	8.12	\$10.90	\$11.93	\$18.60	\$25.79	\$29.26	\$22,665	\$24,807	\$38,698	\$53,635	\$60,859	0.98
21-1018	Substance abuse, behavioral disorder, and mental health counselors	430	24.10	\$21.00	\$43,676	8.82	\$11.58	\$14.26	\$20.77	\$26.64	\$31.11	\$24,076	\$29,670	\$43,195	\$55,407	\$64,715	2.24
21-1021	Child, family, and school social workers	180	11.19	\$24.74	\$51,452	9.02	\$13.31	\$15.54	\$25.89	\$31.78	\$37.84	\$27,690	\$32,321	\$53,846	\$66,094	\$78,710	0.80
21-1022	Healthcare social workers	150	11.43	\$24.73	\$51,441	3.74	\$17.12	\$20.72	\$24.50	\$29.10	\$33.58	\$35,605	\$43,092	\$50,962	\$60,530	\$69,846	1.27
21-1029	Social workers, all other	30	4.49	\$23.83	\$49,561	4.38	\$16.24	\$18.05	\$22.11	\$30.34	\$36.51	\$33,769	\$37,540	\$45,998	\$63,097	\$75,950	0.82
21-1091	Health educators	40	0.00	\$28.16	\$58,579	2.08	\$20.57	\$24.46	\$27.75	\$30.95	\$38.20	\$42,777	\$50,867	\$57,712	\$64,369	\$79,449	0.86
21-1092	Probation officers and correctional treatment specialists	130	0.00	\$27.97	\$58,171	2.22	\$19.11	\$23.46	\$25.75	\$30.65	\$40.93	\$39,739	\$48,794	\$53,568	\$63,750	\$85,130	2.06
21-1093	Social and human service assistants	100	18.62	\$16.58	\$34,490	7.50	\$11.79	\$13.19	\$15.18	\$18.94	\$24.32	\$24,523	\$27,433	\$31,574	\$39,403	\$50,589	0.36
21-1099	Community and social service specialists, all other	110	18.49	\$19.74	\$41,052	6.13	\$11.18	\$12.85	\$15.93	\$25.33	\$32.69	\$23,260	\$26,737	\$33,143	\$52,697	\$67,987	1.60
21-2011	Clergy	30	22.90	\$26.14	\$54,363	7.43	\$14.92	\$21.91	\$25.22	\$29.13	\$38.29	\$31,039	\$45,563	\$52,455	\$60,589	\$79,633	#
23-0000	Legal	430	17.74	\$38.98	\$81,076	2.24	\$21.27	\$25.90	\$33.14	\$47.66	\$68.15	\$44,236	\$53,881	\$68,924	\$99,139	\$141,753	0.53
23-1011	Lawyers	180	17.73	\$44.59	\$92,742	3.15	\$25.53	\$30.68	\$39.17	\$53.68	\$72.55	\$53,097	\$63,812	\$81,472	\$111,663	\$150,897	0.40
23-1023	Judges, magistrate judges, and magistrates	20	9.70	\$74.57	\$155,107	5.18	\$68.15	\$68.16	\$76.24	\$79.66	\$79.67	\$141,755	\$141,771	\$158,575	\$165,702	\$165,709	#
23-2011	Paralegals and legal assistants	70	21.45	\$29.73	\$61,845	3.68	\$18.76	\$23.42	\$28.41	\$35.48	\$43.38	\$39,021	\$48,722	\$59,098	\$73,797	\$90,235	0.33
23-2099	Legal support workers, all other	#	#	\$29.84	\$62,066	3.98	\$19.35	\$22.04	\$26.13	\$32.84	\$47.66	\$40,254	\$45,848	\$54,360	\$68,306	\$99,138	#
25-0000	Education, training, and library	6,730	1.71	\$24.71	\$51,401	5.13	\$12.80	\$16.88	\$22.26	\$29.53	\$38.84	\$26,620	\$35,113	\$46,299	\$61,420	\$80,793	1.07
25-1121	Art, drama, and music teachers, postsecondary	200	20.94	#	\$64,212	10.35	#	#	#	#	#	\$25,880	\$44,701	\$61,445	\$85,860	\$101,650	2.97
25-1194	Vocational education teachers, postsecondary	130	13.92	\$26.78	\$55,694	2.49	\$19.24	\$21.73	\$25.60	\$29.82	\$35.70	\$40,010	\$45,199	\$53,246	\$62,028	\$74,249	1.64
25-2011	Preschool teachers, except special education	370	13.94	\$15.15	\$31,509.00	\$3.74	\$11.35	\$12.83	\$14.57	\$17.12	\$19.26	\$23,605.00	\$26,695.00	\$30,299.00	\$35,613.00	\$40,056.00	1.23
25-2012	Kindergarten teachers, except special education	430	23.60	#	\$40,750	6.36	#	#	#	#	#	\$23,443	\$30,065	\$38,758	\$49,201	\$61,482	4.55
25-2021	Elementary school teachers, except special education	1,290	3.24	#	\$48,273	1.58	#	#	#	#	#	\$34,484	\$38,641	\$46,245	\$55,655	\$65,374	1.28
25-2022	Middle school teachers, except special and career/technical educa	710	2.68	#	\$48,844	1.57	#	#	#	#	#	\$34,623	\$38,896	\$46,603	\$56,716	\$68,769	1.64
25-2031	Secondary school teachers, except special and career/technical ed	740	2.54	#	\$51,430	1.55	#	#	#	#	#	\$35,271	\$40,249	\$49,211	\$60,349	\$72,925	0.99
25-2032	Career/technical education teachers, secondary school	50	0.00	#	\$51,698	1.48	#	#	#	#	#	\$40,675	\$44,382	\$50,211	\$59,141	\$65,414	0.98
25-2051	Special education teachers, preschool	30	0.00	#	\$54,159	2.32	#	#	#	#	#	\$42,514	\$45,279	\$49,886	\$62,954	\$76,458	#
25-2052	Special education teachers, kindergarten and elementary school	120	6.08	#	\$51,967	1.68	#	#	#	#	#	\$36,342	\$42,243	\$49,498	\$59,429	\$71,998	0.89
25-2053	Special education teachers, middle school	70	0.99	#	\$49,855	1.85	#	#	#	#	#	\$36,939	\$42,497	\$48,201	\$55,624	\$64,801	1.19
25-2054	Special education teachers, secondary school	90	1.98	#	\$53,407	2.17	#	#	#	#	#	\$35,128	\$42,504	\$51,225	\$65,021	\$77,148	0.86
25-3011	Adult basic and secondary education and literacy teachers and ins	110	25.94	\$22.88	\$47,590	4.42	\$15.58	\$16.74	\$18.67	\$28.76	\$31.53	\$32,399	\$34,809	\$38,826	\$59,811	\$65,590	2.60
25-3097	Teachers and instructors, all other, except substitute teachers	20	28.52	#	\$48,636	4.27	#	#	#	#	#	\$24,807	\$42,790	\$47,102	\$51,695	\$65,642	#
25-4021	Librarians	130	3.09	\$31.32	\$65,142	2.81	\$21.14	\$25.16	\$28.98	\$36.17	\$46.55	\$43,968	\$52,329	\$60,284	\$75,227	\$96,832	1.47
25-4031	Library technicians	220	3.60	\$16.78	\$34,909	2.44	\$11.46	\$14.58	\$16.85	\$18.92	\$22.45	\$23,847	\$30,316	\$35,048	\$39,352	\$46,694	3.40
25-9031	Instructional coordinators	70	4.90	\$31.86	\$66,274	2.28	\$18.37	\$24.46	\$31.55	\$39.15	\$46.71	\$38,216	\$50,886	\$65,630	\$81,440	\$97,159	0.57
25-9041	Teacher assistants	830	8.93	#	\$30,812	4.98	#	#	#	#	#	\$21,912	\$23,538	\$26,890	\$31,846	\$52,532	0.88
25-9099	Education, training, and library workers, all other	60	10.78	\$27.03	\$56,228	3.45	\$18.82	\$21.91	\$26.06	\$32.25	\$37.25	\$39,144	\$45,569	\$54,207	\$67,081	\$77,482	0.79
27-0000	Arts, design, entertainment, sports, and media	720	8.72	\$23.25	\$48,357	6.00	\$10.76	\$12.80	\$20.22	\$28.94	\$39.65	\$22,375	\$26,628	\$42,048	\$60,194	\$82,476	0.52
27-1021	Commercial and industrial designers	10	34.63	\$29.83	\$62,055	3.41	\$21.43	\$24.89	\$28.30	\$33.83	\$42.93	\$44,565	\$51,767	\$58,873	\$70,365	\$89,300	#
27-1023	Floral designers	#	#	\$12.34	\$25,663	4.69	\$10.51	\$10.95	\$11.69	\$13.11	\$14.89	\$21,853	\$22,777	\$24,318	\$27,278	\$30,972	#
27-1024	Graphic designers	60	13.09	\$23.63	\$49,142	5.37	\$12.05	\$14.62	\$23.42	\$29.05	\$37.71	\$25,056	\$30,403	\$48,708	\$60,431	\$78,445	0.41
27-1026	Merchandise displayers and window trimmers	20	47.35	\$18.39	\$38,256	5.64	\$10.21	\$14.90	\$19.23	\$22.63	\$25.93	\$21,228	\$30,985	\$39,998	\$47,072	\$53,927	#
27-2022	Coaches and scouts	110	18.96	#	\$38,398	7.78	#	#	#	#	#	\$21,231	\$24,231	\$34,087	\$45,385	\$55,374	0.63
27-2023	Umpires, referees, and other sports officials	30	31.06	#	\$30,062	2.84	#	#	#	#	#	\$22,121	\$23,447	\$26,332	\$36,388	\$45,309	#
27-3011	Radio and television announcers	30	8.44	\$20.39	\$42,417	6.86	\$10.92	\$12.31	\$20.53	\$26.02	\$29.83	\$22,713	\$25,609	\$42,693	\$54,130	\$62,043	#
27-3031	Public relations specialists	120	12.13	\$31.29	\$65,092	4.48	\$16.95	\$23.88	\$31.05	\$37.04	\$44.00	\$35,264	\$49,663	\$64,588	\$77,042	\$91,513	0.70
27-3091	Interpreters and translators	40	20.75	\$24.37	\$50,696	2.64	\$17.91	\$20.49	\$22.99	\$28.03	\$33.65	\$37,257	\$42,614	\$47,814	\$58,312	\$70,001	0.95
27-4021	Photographers	#	#	\$16.96	\$35,274	7.18	\$10.20	\$10.21	\$15.36	\$25.95	\$29.20	\$21,220	\$21,227	\$31,948	\$53,978	\$60,736	#

Data unavailable

Occupational Code	Occupational Title	Employment Estimate	Employment Percentage Relative Standard Error	Average Hourly Wage	Average Annual Wage	Wage Percentage Relative Standard Error	10th Percentile (Hourly)	25th Percentile (Hourly)	50th Percentile (Hourly)	75th Percentile (Hourly)	90th Percentile (Hourly)	10th Percentile (Annual)	25th Percentile (Annual)	50th Percentile (Annual)	75th Percentile (Annual)	90th Percentile (Annual)	Location Quotients
27-4031	Camera operators, television, video, and motion picture	#	#	\$19.12	\$39,771	10.40	\$15.82	\$16.58	\$17.85	\$19.11	\$27.78	\$32,914	\$34,492	\$37,122	\$39,752	\$57,787	#
29-0000	Healthcare practitioners and technical	3,930	2.64	\$36.36	\$75,619	3.59	\$16.09	\$24.08	\$31.95	\$42.83	\$58.29	\$33,459	\$50,078	\$66,449	\$89,095	\$121,247	0.64
29-1021	Dentists, general	70	21.14	\$95.88	\$199,427	23.04	\$36.50	\$53.82	\$63.09	#	#	\$75,911	\$111,949	\$131,222	#	#	0.92
29-1031	Dietitians and nutritionists	50	16.44	\$25.67	\$53,398	4.77	\$12.72	\$18.51	\$25.42	\$32.47	\$38.14	\$26,453	\$38,510	\$52,879	\$67,548	\$79,337	1.14
29-1041	Optometrists	10	18.20	\$31.21	\$64,921	24.04	\$10.20	\$10.21	\$29.93	\$37.90	\$58.75	\$21,224	\$21,237	\$62,245	\$78,829	\$122,199	#
29-1051	Pharmacists	140	16.78	\$57.14	\$118,848.00	\$5.92	\$28.79	\$53.83	\$60.41	\$69.01	\$76.64	\$59,889.00	\$111,961.00	\$125,661.00	\$143,541.00	\$159,414.00	0.61
29-1062	Family and general practitioners	80	9.25	\$64.27	\$133,687	5.25	\$26.75	\$28.89	\$65	\$91	#	\$55,639	\$60,091	\$134,840	\$189,324	#	0.96
29-1065	Pediatricians, general	#	#	\$72.36	\$150,514	19.08	\$42.03	\$46.09	\$68.71	\$80.37	#	\$87,423	\$95,861	\$142,920	\$167,171	#	#
29-1069	Physicians and surgeons, all other	#	#	\$117.69	\$244,787	11.88	\$50.52	\$72.52	#	#	#	\$105,086	\$150,840	#	#	#	#
29-1071	Physician assistants	130	33.50	\$42.21	\$87,798	11.73	\$16.08	\$31.92	\$46.04	\$55.11	\$61.77	\$33,437	\$66,402	\$95,756	\$114,637	\$128,478	1.60
29-1122	Occupational therapists	70	13.57	\$42.57	\$88,541	4.47	\$32.78	\$35.20	\$39.40	\$48.63	\$59	\$68,191	\$73,212	\$81,952	\$101,146	\$122,267	0.78
29-1123	Physical therapists	120	17.87	\$42.09	\$87,545	3.63	\$30.05	\$35.03	\$41.69	\$51	\$58	\$62,508	\$72,867	\$86,715	\$105,359	\$121,417	0.72
29-1127	Speech-language pathologists	90	5.01	\$39.74	\$82,667	2.22	\$27.36	\$31.09	\$38.73	\$47.27	\$56.20	\$56,915	\$64,661	\$80,549	\$98,329	\$116,900	0.88
29-1131	Veterinarians	120	10.81	\$45.19	\$93,999	15.78	\$25.61	\$29.05	\$35.68	\$52.90	\$61.81	\$53,275	\$60,417	\$74,221	\$110,025	\$128,575	2.39
29-1141	Registered nurses	1,210	4.30	\$34.48	\$71,723	2.04	\$26.34	\$29.07	\$33.72	\$38.73	\$45.59	\$54,785	\$60,475	\$70,128	\$80,558	\$94,824	0.57
29-1171	Nurse practitioners	80	12.30	\$50.23	\$104,478	3.46	\$40.31	\$44.95	\$52.58	\$58.50	\$62.05	\$83,847	\$93,495	\$109,360	\$121,673	\$129,069	0.60
29-2010	Clinical laboratory technologists and technicians	60	8.62	\$28.33	\$58,933	3.16	\$15.69	\$20.06	\$29.94	\$36.18	\$39.25	\$32,636	\$41,722	\$62,266	\$75,248	\$81,631	0.28
29-2021	Dental hygienists	120	34.88	\$42.47	\$88,331	3.81	\$34.68	\$40.07	\$43.63	\$47.18	\$49.36	\$72,135	\$83,343	\$90,750	\$98,137	\$102,666	0.77
29-2034	Radiologic technologists and technicians	90	6.01	\$31.78	\$66,098	2.85	\$22.01	\$26.31	\$31.83	\$37.05	\$40.43	\$45,781	\$54,723	\$66,208	\$77,073	\$84,089	0.58
29-2052	Pharmacy technicians	220	14.86	\$16.82	\$34,988	4.41	\$12.60	\$14.26	\$16.65	\$18.72	\$22.07	\$26,210	\$29,658	\$34,626	\$38,934	\$45,899	0.73
29-2056	Veterinary technologists and technicians	190	15.02	\$13.72	\$28,533	7.85	\$10.74	\$11.53	\$13.18	\$15.56	\$17.92	\$22,338	\$23,989	\$27,408	\$32,368	\$37,280	2.44
29-2057	Ophthalmic medical technicians	#	#	\$16.70	\$34,731	6.88	\$12.64	\$13.64	\$15.89	\$19.81	\$22.87	\$26,296	\$28,375	\$33,059	\$41,209	\$47,565	#
29-2061	Licensed practical and licensed vocational nurses	150	19.93	\$23.51	\$48,892	3.25	\$17.09	\$20.24	\$24.14	\$27.47	\$29.56	\$35,549	\$42,103	\$50,201	\$57,139	\$61,491	0.29
29-2071	Medical records and health information technicians	80	14.36	\$25.35	\$52,735	9.17	\$15.96	\$17.92	\$22.70	\$27.98	\$31.70	\$33,196	\$37,264	\$47,214	\$58,207	\$65,940	0.55
29-2081	Opticians, dispensing	40	38.74	\$16.92	\$35,189	2.02	\$13.03	\$14.38	\$16.79	\$19.05	\$22.19	\$27,098	\$29,903	\$34,923	\$39,633	\$46,145	0.68
29-2099	Health technologists and technicians, all other	100	37.09	\$21.98	\$45,726	2.52	\$14.24	\$16.35	\$18.91	\$26.94	\$30.54	\$29,623	\$33,999	\$39,340	\$56,043	\$63,525	1.10
29-9011	Occupational health and safety specialists	150	6.87	\$37.07	\$77,102	2.45	\$23.44	\$28.99	\$36.54	\$45.17	\$51.94	\$48,764	\$60,295	\$76,008	\$93,951	\$108,036	2.30
29-9012	Occupational health and safety technicians	50	15.01	\$31.08	\$64,654	6.64	\$19.64	\$22.36	\$26.91	\$31.83	\$43.19	\$40,857	\$46,504	\$55,963	\$66,214	\$89,842	3.82
29-9091	Athletic trainers	20	5.98	#	\$44,205	5.63	#	#	#	#	#	\$34,181	\$37,042	\$42,113	\$50,974	\$59,591	#
31-0000	Healthcare support	2,130	5.47	\$16.22	\$33,741.00	3.28	\$11.00	\$12.28	\$15.33	\$18.62	\$23.03	\$22,870.00	\$25,532.00	\$31,885.00	\$38,721.00	\$47,904.00	0.72
31-1011	Home health aides	170	16.62	\$14.48	\$30,128	8.40	\$10.69	\$11.42	\$13.19	\$15.48	\$18.64	\$22,244	\$23,756	\$27,439	\$32,204	\$38,772	0.30
31-1014	Nursing assistants	730	7.85	\$13.75	\$28,602	4.12	\$10.71	\$11.46	\$13.14	\$15.77	\$18.33	\$22,271	\$23,845	\$27,341	\$32,804	\$38,129	0.70
31-2021	Physical therapist assistants	#	#	\$23.91	\$49,736	4.08	\$20.34	\$21.75	\$24.03	\$27.18	\$30.23	\$42,317	\$45,233	\$49,973	\$56,542	\$62,886	#
31-2022	Physical therapist aides	20	28.06	\$15.74	\$32,730	9.41	\$10.36	\$11.45	\$14.23	\$17.45	\$27.45	\$21,552	\$23,811	\$29,592	\$36,301	\$57,097	#
31-9011	Massage therapists	#	#	\$29.93	\$62,263	3.83	\$24.46	\$26.39	\$29.69	\$33.87	\$36.90	\$50,867	\$54,881	\$61,760	\$70,449	\$76,757	#
31-9091	Dental assistants	340	13.24	\$18.00	\$37,434	8.49	\$11.19	\$14.33	\$18.03	\$21.57	\$24.36	\$23,270	\$29,816	\$37,495	\$44,857	\$50,669	1.39
31-9092	Medical assistants	510	7.08	\$15.72	\$32,703	2.36	\$11.55	\$13.32	\$16.02	\$18.18	\$19.53	\$24,028	\$27,714	\$33,317	\$37,809	\$40,618	1.06
31-9097	Phlebotomists	100	15.14	\$17.51	\$36,414	2.00	\$13.42	\$15.17	\$17.38	\$19.66	\$22.62	\$27,923	\$31,563	\$36,143	\$40,898	\$47,042	1.08
31-9099	Healthcare support workers, all other	90	3.56	\$14.77	\$30,722	2.21	\$11.49	\$13.05	\$14.60	\$16.30	\$18.58	\$23,905	\$27,153	\$30,374	\$33,899	\$38,652	1.34
33-0000	Protective service	1,990	5.65	\$25.88	\$53,841	4.70	\$11.58	\$15.47	\$26.31	\$33.06	\$40.38	\$24,078	\$32,181	\$54,735	\$68,763	\$83,983	0.81
33-1012	First-line supervisors of police and detectives	70	3.31	\$50.60	\$105,240	2.40	\$42.06	\$45.03	\$50.05	\$56.04	\$65.09	\$87,481	\$93,658	\$104,097	\$116,565	\$135,393	0.85
33-1021	First-line supervisors of fire fighting and prevention workers	100	19.45	\$33.18	\$69,017	5.05	\$22.24	\$26.07	\$30.90	\$38.28	\$49.27	\$46,258	\$54,222	\$64,269	\$79,614	\$102,481	2.19
33-1099	First-line supervisors of protective service workers, all other	20	39.32	\$26.62	\$55,369	9.83	\$17.12	\$19.49	\$27.09	\$32.58	\$36.72	\$35,620	\$40,531	\$56,357	\$67,768	\$76,373	#
33-2011	Firefighters	290	15.66	\$23.44	\$48,752	5.86	\$13.52	\$18.19	\$23.90	\$29.16	\$31.98	\$28,113	\$37,833	\$49,710	\$60,646	\$66,521	1.27
33-3021	Detectives and criminal investigators	50	1.35	\$37.63	\$78,271	2.94	\$27.94	\$30.77	\$36.07	\$40.83	\$56.26	\$58,114	\$64,004	\$75,034	\$84,916	\$117,026	0.64
33-3051	Police and sheriff's patrol officers	500	3.41	\$34.28	\$71,307	2.13	\$25.57	\$29.26	\$34.86	\$39.23	\$42.60	\$53,180	\$60,868	\$72,519	\$81,598	\$88,608	1.07
33-9032	Security guards	320	22.51	\$16.75	\$34,841	13.83	\$10.85	\$11.84	\$13.94	\$22.68	\$28.35	\$22,563	\$24,622	\$29,005	\$47,167	\$58,965	0.40
33-9091	Crossing guards	50	14.21	\$17.13	\$35,630	4.34	\$11.80	\$13.87	\$17.28	\$19.54	\$22.35	\$24,548	\$28,842	\$35,939	\$40,643	\$46,488	0.91
33-9092	Lifeguards, ski patrol, and other recreational protective service workers	#	#	\$11.33	\$23,557	3.62	\$10.20	\$10.20	\$10.21	\$12.07	\$14.26	\$21,220	\$21,225	\$21,234	\$25,096	\$29,666	#
33-9099	Protective service workers, all other	180	15.45	\$13.77	\$28,638	3.01	\$10.21	\$11.33	\$13.18	\$15.14	\$18.43	\$21,232	\$23,557	\$27,407	\$31,493	\$38,343	1.76

Data unavailable

Occupational Code	Occupational Title	Employment Estimate	Employment Percentage Relative Standard Error	Average Hourly Wage	Average Annual Wage	Wage Percentage Relative Standard Error	10th Percentile (Hourly)	25th Percentile (Hourly)	50th Percentile (Hourly)	75th Percentile (Hourly)	90th Percentile (Hourly)	10th Percentile (Annual)	25th Percentile (Annual)	50th Percentile (Annual)	75th Percentile (Annual)	90th Percentile (Annual)	Location Quotients
35-0000	Food preparation and serving-related	8,610	4.13	\$11.89	\$24,722	1.06	\$10.20	\$10.21	\$10.90	\$11.96	\$14.80	\$21,222	\$21,232	\$22,677	\$24,869	\$30,786	0.90
35-1011	Chefs and head cooks	20	22.89	\$26.14	\$54,371	6.15	\$16.34	\$21.39	\$25.80	\$29.44	\$36.76	\$33,988	\$44,482	\$53,663	\$61,245	\$76,460	#
35-1012	First-line supervisors of food preparation and serving workers	570	15.63	\$17.98	\$37,394	5.33	\$11.30	\$12.80	\$15.44	\$22.69	\$28.54	\$23,507	\$26,628	\$32,108	\$47,205	\$59,363	0.83
35-2012	Cooks, institution and cafeteria	360	2.62	\$12.74	\$26,509.00	\$2.71	\$10.21	\$10.69	\$12.14	\$14.25	\$16.82	\$21,228.00	\$22,242.00	\$25,248.00	\$29,630.00	\$34,993.00	1.27
35-2014	Cooks, restaurant	840	17.02	\$13.22	\$27,505	3.86	\$10.21	\$10.97	\$12.37	\$14.77	\$17.81	\$21,235	\$22,816	\$25,724	\$30,724	\$37,039	0.88
35-2015	Cooks, short order	#	#	\$11.75	\$24,432	6.22	\$10.43	\$10.75	\$11.30	\$11.84	\$14.36	\$21,689	\$22,366	\$23,496	\$24,617	\$29,866	#
35-2021	Food preparation workers	390	33.33	\$11.68	\$24,298	3.87	\$10.20	\$10.31	\$10.99	\$11.66	\$14.54	\$21,226	\$21,452	\$22,850	\$24,248	\$30,249	0.66
35-3011	Bartenders	310	22.00	\$10.59	\$22,030	2.13	\$10.20	\$10.20	\$10.21	\$10.21	\$11.59	\$21,219	\$21,223	\$21,230	\$21,236	\$24,112	0.69
35-3021	Combined food preparation and serving workers, including fast food	3,810	14.25	\$11.14	\$23,179	1.38	\$10.20	\$10.21	\$10.82	\$11.60	\$12.22	\$21,223	\$21,233	\$22,512	\$24,121	\$25,414	1.45
35-3031	Waiters and waitresses	1,210	14.93	\$11.03	\$22,941	2.84	\$10.20	\$10.20	\$10.21	\$11.03	\$13.80	\$21,219	\$21,224	\$21,231	\$22,935	\$28,696	0.65
35-3041	Food servers, nonrestaurant	110	30.06	\$12.12	\$25,206	4.02	\$10.46	\$10.89	\$11.59	\$13.19	\$14.94	\$21,760	\$22,642	\$24,112	\$27,438	\$31,074	0.59
35-9011	Dining room and cafeteria attendants and bartender helpers	#	#	\$10.44	\$21,712	3.51	\$10.20	\$10.20	\$10.21	\$10.21	\$11.38	\$21,219	\$21,223	\$21,230	\$21,237	\$23,677	#
35-9021	Dishwashers	190	38.11	\$10.93	\$22,743	2.69	\$10.20	\$10.21	\$10.80	\$11.40	\$11.77	\$21,224	\$21,237	\$22,468	\$23,714	\$24,482	0.53
35-9031	Hosts and hostesses, restaurant, lounge, and coffee shop	310	36.69	\$10.79	\$22,444	2.74	\$10.20	\$10.21	\$10.51	\$11.25	\$11.69	\$21,221	\$21,229	\$21,866	\$23,401	\$24,322	1.04
37-0000	Building and grounds cleaning and maintenance	3,290	4.93	\$14.88	\$30,954	2.80	\$10.43	\$11.24	\$13.14	\$17.20	\$22.20	\$21,689	\$23,373	\$27,339	\$35,773	\$46,183	1.04
37-1011	First-line supervisors of housekeeping and janitorial workers	#	#	\$21.06	\$43,794	5.81	\$13.71	\$18.33	\$22.20	\$24.62	\$25.53	\$28,523	\$38,128	\$46,170	\$51,216	\$53,113	#
37-1012	First-line supervisors of landscaping, lawn service, and groundsks	150	48.86	\$27.14	\$56,452	7.28	\$16.06	\$20.03	\$27.94	\$32.34	\$37.96	\$33,399	\$41,670	\$58,109	\$67,270	\$78,959	2.12
37-2011	Janitors and cleaners, except maids and housekeeping cleaners	1,270	6.55	\$13.43	\$27,944	3.47	\$10.35	\$11.02	\$12.32	\$15.05	\$18.41	\$21,518	\$22,915	\$25,622	\$31,301	\$38,299	0.83
37-2012	Maids and housekeeping cleaners	430	8.42	\$11.31	\$23,518	1.90	\$10.32	\$10.65	\$11.20	\$11.75	\$12.27	\$21,476	\$22,162	\$23,305	\$24,450	\$25,526	0.65
37-2019	Building cleaning workers, all other	140	3.13	\$11.43	\$23,776	5.09	\$10.38	\$10.76	\$11.38	\$12.00	\$12.38	\$21,597	\$22,375	\$23,672	\$24,969	\$25,744	14.48
37-3011	Landscaping and groundskeeping workers	1,150	17.71	\$16.51	\$34,339	3.16	\$10.91	\$13.03	\$15.90	\$19.40	\$23.24	\$22,685	\$27,099	\$33,081	\$40,343	\$48,333	1.77
37-3012	Pesticide handlers, sprayers, and applicators, vegetation	#	#	\$13.83	\$28,760	9.31	\$10.74	\$11.54	\$12.77	\$15.23	\$19.49	\$22,340	\$23,994	\$26,558	\$31,689	\$40,543	#
39-0000	Personal care and service	2,000	7.80	\$15.12	\$31,457	3.03	\$10.36	\$11.05	\$12.40	\$17.49	\$24.07	\$21,558	\$22,984	\$25,794	\$36,369	\$50,064	0.51
39-1021	First-line supervisors of personal service workers	110	13.78	\$23.13	\$48,100	3.15	\$15.13	\$16.78	\$20.36	\$28.76	\$36.74	\$31,464	\$34,911	\$42,359	\$59,810	\$76,410	0.70
39-2021	Nonfarm animal caretakers	180	17.05	\$13.08	\$27,206	2.71	\$10.43	\$10.98	\$11.95	\$13.94	\$16.90	\$21,702	\$22,842	\$24,863	\$28,998	\$35,153	1.24
39-3091	Amusement and recreation attendants	110	38.36	\$13.02	\$27,088	5.54	\$10.20	\$10.27	\$11.59	\$14.36	\$17.44	\$21,225	\$21,355	\$24,105	\$29,872	\$36,280	0.47
39-5012	Hairdressers, hairstylists, and cosmetologists	#	#	\$12.98	\$26,998	6.99	\$10.20	\$10.28	\$11.50	\$13.99	\$17.77	\$21,225	\$21,386	\$23,925	\$29,101	\$36,954	#
39-9011	Childcare workers	110	24.42	\$11.52	\$23,962	3.17	\$10.20	\$10.28	\$11.15	\$12.09	\$13.58	\$21,225	\$21,377	\$23,196	\$25,138	\$28,252	0.28
39-9021	Personal care aides	560	8.99	\$12.31	\$25,597	4.15	\$10.44	\$10.85	\$11.53	\$12.50	\$16.35	\$21,711	\$22,562	\$23,982	\$25,991	\$34,004	0.35
39-9031	Fitness trainers and aerobics instructors	170	36.33	\$19.25	\$40,049	11.48	\$10.55	\$11.39	\$17.52	\$26.44	\$30.39	\$21,935	\$23,693	\$36,449	\$54,994	\$63,207	0.76
39-9032	Recreation workers	350	9.43	\$16.55	\$34,424	2.95	\$10.83	\$11.88	\$15.17	\$20.08	\$25.06	\$22,528	\$24,713	\$31,554	\$41,759	\$52,125	1.37
39-9099	Personal care and service workers, all other	#	#	\$16.22	\$33,737	4.98	\$10.21	\$11.28	\$15.02	\$21.30	\$23.82	\$21,234	\$23,461	\$31,249	\$44,294	\$49,542	#
41-0000	Sales and related	8,930	5.29	\$21.47	\$44,657	3.58	\$10.52	\$11.39	\$14.79	\$25.10	\$42.76	\$21,875	\$23,689	\$30,768	\$52,199	\$88,951	0.86
41-1011	First-line supervisors of retail sales workers	730	8.46	\$24.92	\$51,837	5.20	\$12.96	\$16.25	\$21.84	\$29.22	\$40.48	\$26,954	\$33,797	\$45,434	\$60,782	\$84,195	0.87
41-1012	First-line supervisors of non-retail sales workers	170	35.55	\$35.71	\$74,273	8.04	\$17.55	\$26.60	\$34.50	\$39.67	\$57.52	\$36,514	\$55,336	\$71,770	\$82,521	\$119,651	0.98
41-2011	Cashiers	2,240	17.41	\$11.99	\$24,938	2.03	\$10.26	\$10.66	\$11.32	\$12.04	\$14.78	\$21,348	\$22,172	\$23,545	\$25,053	\$30,745	0.86
41-2021	Counter and rental clerks	370	17.31	\$21.93	\$45,607	7.61	\$11.46	\$13.18	\$16.39	\$25.22	\$45.79	\$23,827	\$27,419	\$34,084	\$52,463	\$95,241	1.22
41-2022	Parts salespersons	260	17.21	\$21.33	\$44,357	4.44	\$14.51	\$16.63	\$19.65	\$25.81	\$30.52	\$30,172	\$34,599	\$40,881	\$53,693	\$63,478	1.41
41-2031	Retail salespersons	2,780	7.62	\$17.16	\$35,702	4.66	\$10.36	\$11.09	\$12.64	\$18.46	\$30.93	\$21,558	\$23,074	\$26,289	\$38,388	\$64,328	0.87
41-3011	Advertising sales agents	30	15.95	\$23.07	\$47,993	10.57	\$10.21	\$12.19	\$15.01	\$33.33	\$44.14	\$21,235	\$25,350	\$31,229	\$69,317	\$91,811	0.35
41-3021	Insurance sales agents	270	15.59	\$28.66	\$59,615	14.73	\$13.52	\$16.11	\$20.77	\$45.27	\$56.06	\$28,126	\$33,515	\$43,212	\$94,152	\$116,613	0.98
41-3031	Securities, commodities, and financial services sales agents	220	27.88	\$30.54	\$63,516	9.12	\$16.57	\$18.59	\$26.22	\$40.44	\$55.20	\$34,464	\$38,664	\$54,531	\$84,120	\$114,812	0.75
41-3099	Sales representatives, services, all other	640	12.60	\$39.62	\$82,407	7.27	\$13.60	\$18.86	\$32.30	\$48.71	\$78.97	\$28,295	\$39,224	\$67,176	\$101,311	\$164,252	0.87
41-4011	Sales representatives, wholesale and manufacturing, technical and scientific products	100	34.30	\$46.29	\$96,286	7.75	\$24.78	\$33.35	\$46.07	\$56.88	\$63.85	\$51,541	\$69,377	\$95,816	\$118,301	\$132,804	0.45
41-4012	Sales representatives, wholesale and manufacturing, except technical and scientific products	790	10.69	\$31.21	\$64,918	5.95	\$12.60	\$17.06	\$25.68	\$39.97	\$54.06	\$26,209	\$35,483	\$53,416	\$83,130	\$112,435	0.82
41-9021	Real estate brokers	60	47.09	\$26.23	\$54,553	19.75	\$15.56	\$17.02	\$24.28	\$35.14	\$38.05	\$32,355	\$35,405	\$50,503	\$73,101	\$79,137	1.99

Data unavailable

Occupational Code	Occupational Title	Employment Estimate	Employment Percentage Relative Standard Error	Average Hourly Wage	Average Annual Wage	Wage Percentage Relative Standard Error	10th Percentile (Hourly)	25th Percentile (Hourly)	50th Percentile (Hourly)	75th Percentile (Hourly)	90th Percentile (Hourly)	10th Percentile (Annual)	25th Percentile (Annual)	50th Percentile (Annual)	75th Percentile (Annual)	90th Percentile (Annual)	Location Quotients
41-9022	Real estate sales agents	70	24.10	\$38.95	\$81,013	22.19	\$11.61	\$20.20	\$30.84	\$59.03	\$74.55	\$24,157	\$42,024	\$64,142	\$122,778	\$155,068	0.60
41-9031	Sales engineers	40	44.74	\$43.99	\$91,493	9.98	\$31.24	\$35.19	\$41.01	\$55.25	\$60.53	\$64,989	\$73,205	\$85,295	\$114,912	\$125,913	0.91
41-9041	Telemarketers	#	#	\$15.85	\$32,969	3.73	\$12.71	\$14.58	\$16.34	\$17.81	\$18.69	\$26,444	\$30,335	\$33,997	\$37,050	\$38,881	#
41-9099	Sales and related workers, all other	90	29.90	\$18.75	\$39,009	7.76	\$10.85	\$11.81	\$16.39	\$25.15	\$29.52	\$22,571	\$24,555	\$34,081	\$52,316	\$61,402	1.39
43-0000	Office and administrative support	13,650	2.96	\$18.33	\$38,137	1.84	\$10.88	\$12.87	\$17.09	\$21.98	\$27.84	\$22,630	\$26,763	\$35,554	\$45,720	\$57,906	0.88
43-1011	First-line supervisors of office and administrative support workers	730	7.12	\$29.36	\$61,062	3.45	\$17.19	\$21.12	\$27.49	\$36.02	\$45.30	\$35,748	\$43,924	\$57,169	\$74,926	\$94,223	0.69
43-3011	Bill and account collectors	100	14.24	\$17.75	\$36,922	5.87	\$11.71	\$13.72	\$17.10	\$21.19	\$24.86	\$24,359	\$28,537	\$35,569	\$44,075	\$51,707	0.57
43-3021	Billing and posting clerks and machine operators	260	7.48	\$18.14	\$37,731.00	\$2.54	\$13.66	\$15.70	\$17.77	\$19.98	\$23.61	\$28,406.00	\$32,646.00	\$36,969.00	\$41,561.00	\$49,118.00	0.78
43-3031	Bookkeeping, accounting, and auditing clerks	980	10.91	\$19.24	\$40,013	2.42	\$12.52	\$14.44	\$18.32	\$22.99	\$28.09	\$26,037	\$30,043	\$38,104	\$47,827	\$58,425	0.90
43-3051	Payroll and timekeeping clerks	30	21.65	\$23.52	\$48,920	5.41	\$15.62	\$19.71	\$23.21	\$28.57	\$31.72	\$32,483	\$40,987	\$48,280	\$59,419	\$65,983	0.33
43-3061	Procurement clerks	110	32.76	\$21.10	\$43,878	2.87	\$16.36	\$17.88	\$20.56	\$23.50	\$26.76	\$34,037	\$37,185	\$42,766	\$48,881	\$55,664	2.28
43-3071	Tellers	290	29.37	\$15.96	\$33,200	2.58	\$12.67	\$13.53	\$14.95	\$18.36	\$21.83	\$26,352	\$28,138	\$31,095	\$38,181	\$45,399	0.85
43-3099	Financial clerks, all other	30	9.07	\$20.54	\$42,713	3.59	\$12.61	\$15.52	\$21.20	\$23.71	\$25.64	\$26,221	\$32,281	\$44,089	\$49,313	\$53,325	#
43-4031	Court, municipal, and license clerks	340	1.97	\$20.86	\$43,398	1.93	\$16.34	\$18.05	\$19.98	\$23.52	\$25.95	\$33,989	\$37,539	\$41,560	\$48,915	\$53,983	3.30
43-4051	Customer service representatives	1,640	16.03	\$14.93	\$31,055	4.50	\$10.40	\$11.09	\$12.65	\$17.42	\$22.93	\$21,628	\$23,061	\$26,319	\$36,229	\$47,687	0.80
43-4061	Eligibility interviewers, government programs	190	4.38	\$24.40	\$50,754	2.87	\$19.57	\$21.56	\$23.94	\$27.00	\$31.07	\$40,710	\$44,838	\$49,798	\$56,164	\$64,635	1.89
43-4071	File clerks	70	32.37	\$15.01	\$31,212	3.98	\$10.55	\$11.13	\$13.60	\$18.59	\$22.00	\$21,951	\$23,152	\$28,292	\$38,669	\$45,766	0.90
43-4081	Hotel, motel, and resort desk clerks	230	9.74	\$11.39	\$23,691	2.91	\$10.28	\$10.61	\$11.16	\$11.71	\$12.29	\$21,388	\$22,075	\$23,220	\$24,364	\$25,569	1.22
43-4111	Interviewers, except eligibility and loan	200	1.48	\$17.26	\$35,904	2.99	\$13.53	\$15.06	\$17.20	\$19.07	\$20.77	\$28,133	\$31,330	\$35,777	\$39,666	\$43,194	1.44
43-4121	Library assistants, clerical	70	4.95	\$12.22	\$25,420	3.87	\$10.43	\$10.76	\$11.31	\$11.85	\$17.37	\$21,692	\$22,376	\$23,515	\$24,658	\$36,139	1.17
43-4131	Loan interviewers and clerks	40	26.52	\$21.07	\$43,834	5.76	\$13.14	\$15.57	\$21.97	\$26.00	\$29.15	\$27,323	\$32,396	\$45,703	\$54,088	\$60,627	0.27
43-4151	Order clerks	90	20.14	\$18.62	\$38,736	4.58	\$11.93	\$15.47	\$19.50	\$22.40	\$24.18	\$24,813	\$32,179	\$40,566	\$46,599	\$50,305	0.79
43-4161	Human resources assistants, except payroll and timekeeping	50	12.32	\$19.65	\$40,862	2.14	\$15.97	\$16.96	\$18.60	\$21.68	\$25.30	\$33,224	\$35,275	\$38,694	\$45,096	\$52,615	0.55
43-4171	Receptionists and information clerks	580	15.74	\$14.60	\$30,363	3.63	\$10.51	\$11.38	\$13.68	\$17.15	\$21.18	\$21,868	\$23,674	\$28,462	\$35,678	\$44,056	0.78
43-4199	Information and record clerks, all other	230	6.80	\$20.12	\$41,850	2.42	\$12.52	\$16.63	\$19.73	\$23.23	\$26.28	\$26,042	\$34,589	\$41,042	\$48,312	\$54,664	2.05
43-5031	Police, fire, and ambulance dispatchers	90	0.00	\$23.77	\$49,447	3.26	\$20.70	\$21.78	\$23.58	\$25.40	\$28.95	\$43,057	\$45,303	\$49,047	\$52,834	\$60,221	1.37
43-5032	Dispatchers, except police, fire, and ambulance	160	23.43	\$24.28	\$50,495	7.18	\$14.80	\$17.12	\$20.54	\$29.07	\$38.28	\$30,794	\$35,612	\$42,729	\$60,472	\$79,629	1.16
43-5041	Meter readers, utilities	10	43.56	\$24.70	\$51,384	7.16	\$17.22	\$19.84	\$26.43	\$29.17	\$30.81	\$35,825	\$41,260	\$54,973	\$60,668	\$64,085	#
43-5051	Postal service clerks	60	0.00	\$23.66	\$49,213	#	\$17.20	\$20.44	\$22.36	\$28.90	\$30.05	\$35,767	\$42,510	\$46,500	\$60,102	\$62,507	1.08
43-5052	Postal service mail carriers	260	0.00	\$23.52	\$48,930	#	\$17.78	\$17.79	\$21.05	\$30.04	\$31.53	\$36,986	\$36,995	\$43,794	\$62,492	\$65,575	1.08
43-5053	Postal service mail sorters, processors, and processing machine operators	10	0.00	\$20.07	\$41,742	#	\$17.19	\$17.19	\$17.20	\$22.41	\$28.90	\$35,758	\$35,763	\$35,772	\$46,618	\$60,110	#
43-5061	Production, planning, and expediting clerks	120	11.69	\$23.55	\$48,991	4.04	\$14.03	\$16.29	\$22.17	\$30.06	\$36.48	\$29,172	\$33,876	\$46,104	\$62,525	\$75,873	0.48
43-5071	Shipping, receiving, and traffic clerks	340	9.25	\$16.75	\$34,844	2.19	\$11.22	\$13.13	\$16.28	\$19.17	\$23.29	\$23,346	\$27,315	\$33,855	\$39,878	\$48,449	0.73
43-5081	Stock clerks and order fillers	1,480	8.51	\$14.83	\$30,848	2.68	\$10.51	\$11.22	\$13.16	\$17.88	\$22.19	\$21,856	\$23,346	\$27,378	\$37,183	\$46,165	1.00
43-5111	Weighers, measurers, checkers, and samplers, recordkeeping	60	29.75	\$18.64	\$38,780	4.72	\$11.96	\$14.22	\$17.74	\$22.79	\$27.94	\$24,885	\$29,572	\$36,889	\$47,397	\$58,116	1.23
43-6011	Executive secretaries and executive administrative assistants	310	9.57	\$24.71	\$51,387	3.40	\$17.54	\$20.28	\$23.02	\$27.21	\$36.22	\$36,485	\$42,185	\$47,874	\$56,602	\$75,342	0.76
43-6012	Legal secretaries	60	49.74	#	#	#	#	#	#	#	#	#	#	#	#	#	0.44
43-6013	Medical secretaries	160	17.71	\$18.02	\$37,489	\$5.35	\$13.19	\$14.89	\$17.22	\$20.08	\$25.55	\$27,427	\$30,967	\$35,818	\$41,767	\$53,136	0.38
43-6014	Secretaries and administrative assistants, except legal, medical,	1,720	5.72	\$17.59	\$36,595	1.48	\$11.70	\$14.06	\$16.98	\$20.31	\$24.43	\$24,326	\$29,242	\$35,316	\$42,241	\$50,813	1.12
43-9021	Data entry keyers	30	35.41	\$18.01	\$37,468	3.02	\$14.95	\$16.41	\$18.20	\$20.41	\$22.81	\$31,101	\$34,129	\$37,865	\$42,460	\$47,455	0.25
43-9061	Office clerks, general	1,900	9.20	\$17.95	\$37,346	4.52	\$10.27	\$12.01	\$15.64	\$21.59	\$28.29	\$21,368	\$24,974	\$32,538	\$44,913	\$58,847	0.90
43-9071	Office machine operators, except computer	#	#	\$15.97	\$33,216	4.16	\$11.01	\$12.21	\$16.60	\$18.86	\$20.25	\$22,905	\$25,406	\$34,523	\$39,230	\$42,116	#
45-0000	Farming, fishing, and forestry	480	29.76	\$15.93	\$33,137	5.88	\$10.21	\$10.64	\$12.32	\$20.01	\$26.45	\$21,227	\$22,139	\$25,629	\$41,614	\$55,024	1.40
45-1011	First-line supervisors of farming, fishing, and forestry workers	#	#	\$28.23	\$58,718	4.54	\$21.55	\$25.87	\$28.68	\$31.44	\$34.97	\$44,827	\$53,810	\$59,653	\$65,386	\$72,746	#
45-2011	Agricultural inspectors	50	0.34	\$24.60	\$51,158	2.93	\$17.73	\$21.62	\$23.06	\$28.12	\$31.75	\$36,881	\$44,971	\$47,973	\$58,484	\$66,037	5.44
45-2092	Farmworkers and laborers, crop, nursery, and greenhouse	120	35.20	#	#	#	#	#	#	#	#	#	#	#	#	#	0.60
45-2093	Farmworkers, farm, ranch, and aquacultural animals	60	21.85	\$13.97	\$29,061	8.29	\$10.28	\$10.83	\$11.75	\$16.34	\$21.90	\$21,377	\$22,523	\$24,434	\$33,995	\$45,552	2.32

Data unavailable

Occupational Code	Occupational Title	Employment Estimate	Employment Percentage Relative Standard Error	Average Hourly Wage	Average Annual Wage	Wage Percentage Relative Standard Error	10th Percentile (Hourly)	25th Percentile (Hourly)	50th Percentile (Hourly)	75th Percentile (Hourly)	90th Percentile (Hourly)	10th Percentile (Annual)	25th Percentile (Annual)	50th Percentile (Annual)	75th Percentile (Annual)	90th Percentile (Annual)	Location Quotients
47-0000	Construction and extraction	12,870	3.85	\$22.74	\$47,298	1.03	\$15.28	\$17.33	\$21.13	\$26.55	\$32.42	\$31,785	\$36,047	\$43,951	\$55,218	\$67,427	3.02
47-1011	First-line supervisors of construction trades and extraction work	1,260	6.33	\$35.77	\$74,402	2.26	\$22.65	\$27.74	\$34.16	\$40.82	\$49.65	\$47,110	\$57,691	\$71,056	\$84,902	\$103,268	2.95
47-2021	Brickmasons and blockmasons	150	42.81	\$27.24	\$56,668	4.13	\$24.38	\$25.61	\$27.51	\$29.42	\$31.10	\$50,714	\$53,264	\$57,227	\$61,199	\$64,684	3.26
47-2031	Carpenters	700	13.59	\$20.82	\$43,305	3.67	\$12.29	\$15.82	\$20.71	\$26.57	\$29.78	\$25,565	\$32,915	\$43,085	\$55,262	\$61,942	1.36
47-2051	Cement masons and concrete finishers	410	29.66	\$20.54	\$42,723	7.39	\$15.16	\$16.51	\$18.57	\$23.46	\$29.76	\$31,534	\$34,341	\$38,622	\$48,806	\$61,899	3.05
47-2061	Construction laborers	1,830	10.81	\$17.40	\$36,199	2.48	\$13.30	\$15.39	\$17.30	\$19.17	\$22.49	\$27,657	\$32,008	\$35,988	\$39,865	\$46,772	2.56
47-2071	Paving, surfacing, and tamping equipment operators	260	15.35	\$22.87	\$47,561	2.92	\$17.32	\$19.50	\$22.57	\$25.74	\$29.91	\$36,032	\$40,561	\$46,941	\$53,531	\$62,209	7.66
47-2073	Operating engineers and other construction equipment operators	#	#	\$24.01	\$49,935	2.31	\$17.37	\$20.28	\$23.31	\$27.97	\$31.35	\$36,139	\$42,180	\$48,475	\$58,174	\$65,206	#
47-2081	Drywall and ceiling tile installers	100	7.31	\$22.82	\$47,468	2.53	\$17.36	\$20.03	\$22.64	\$25.40	\$29.29	\$36,103	\$41,664	\$47,084	\$52,837	\$60,924	1.31
47-2111	Electricians	750	24.74	\$24.78	\$51,541	4.78	\$14.64	\$17.81	\$24.50	\$29.75	\$37.12	\$30,444	\$37,040	\$50,954	\$61,882	\$77,215	1.60
47-2132	Insulation workers, mechanical	60	32.00	\$21.70	\$45,143	4.60	\$15.36	\$17.98	\$21.82	\$24.79	\$28.78	\$31,939	\$37,404	\$45,388	\$51,571	\$59,867	3.49
47-2141	Painters, construction and maintenance	210	33.84	\$19.29	\$40,126	6.48	\$11.67	\$15.88	\$19.72	\$23.05	\$26.18	\$24,276	\$33,035	\$41,013	\$47,949	\$54,457	1.28
47-2151	Pipelayers	30	34.41	\$20.58	\$42,809	6.66	\$16.60	\$17.89	\$19.87	\$22.87	\$24.90	\$34,519	\$37,211	\$41,335	\$47,571	\$51,791	#
47-2152	Plumbers, pipefitters, and steamfitters	440	25.01	\$23.73	\$49,350	3.26	\$15.90	\$18.16	\$22.99	\$28.19	\$32.50	\$33,069	\$37,769	\$47,815	\$58,636	\$67,595	1.39
47-2181	Roofers	450	23.03	\$21.46	\$44,638	5.14	\$14.76	\$16.80	\$20.21	\$25.41	\$30.05	\$30,709	\$34,937	\$42,044	\$52,847	\$62,503	4.85
47-2211	Sheet metal workers	210	42.25	\$27.18	\$56,529	7.13	\$15.72	\$19.00	\$27.46	\$35.19	\$38.72	\$32,701	\$39,520	\$57,119	\$73,186	\$80,534	2.20
47-2221	Structural iron and steel workers	#	#	\$27.21	\$56,586	2.74	\$21.19	\$23.78	\$27.14	\$30.10	\$33.85	\$44,080	\$49,472	\$56,444	\$62,615	\$70,412	#
47-3012	Helpers--carpenters	30	46.23	\$15.95	\$33,171	7.67	\$12.09	\$13.78	\$15.69	\$18.06	\$20.52	\$25,147	\$28,658	\$32,632	\$37,569	\$42,678	#
47-3019	Helpers, construction trades, all other	#	#	\$14.28	\$29,708	3.34	\$12.43	\$13.06	\$14.12	\$15.28	\$17.29	\$25,857	\$27,175	\$29,370	\$31,777	\$35,962	#
47-4011	Construction and building inspectors	100	22.08	\$32.66	\$67,924	3.92	\$22.50	\$26.66	\$31.44	\$39.43	\$46.04	\$46,797	\$55,452	\$65,395	\$82,024	\$95,758	1.35
47-4041	Hazardous materials removal workers	60	25.15	\$16.47	\$34,262	6.88	\$12.58	\$13.83	\$16.55	\$18.50	\$20.24	\$26,168	\$28,759	\$34,418	\$38,475	\$42,092	2.02
47-4051	Highway maintenance workers	110	23.86	\$20.49	\$42,612	2.41	\$15.95	\$18.48	\$20.44	\$23.30	\$24.78	\$33,170	\$38,439	\$42,517	\$48,460	\$51,542	1.00
47-4071	Septic tank servicers and sewer pipe cleaners	210	18.92	\$19.89	\$41,363	7.46	\$10.21	\$16.38	\$19.31	\$24.35	\$28.23	\$21,235	\$34,079	\$40,169	\$50,641	\$58,720	10.78
47-4090	Miscellaneous construction and related workers	80	31.84	\$18.98	\$39,471	9.27	\$13.66	\$15.71	\$17.54	\$21.11	\$28.77	\$28,419	\$32,682	\$36,476	\$43,916	\$59,845	3.40
47-5012	Rotary drill operators, oil and gas	#	#	\$25.01	\$52,017	9.76	\$16.98	\$19.66	\$23.14	\$31.47	\$36.35	\$35,308	\$40,902	\$48,128	\$65,460	\$75,598	#
47-5013	Service unit operators, oil, gas, and mining	1,480	8.95	\$22.48	\$46,756	2.91	\$16.91	\$19.38	\$22.01	\$24.84	\$29.18	\$35,181	\$40,317	\$45,788	\$51,660	\$60,689	41.73
47-5071	Roustabouts, oil and gas	1,420	11.97	\$19.69	\$40,947	2.38	\$15.40	\$16.79	\$19.02	\$22.72	\$25.15	\$32,033	\$34,925	\$39,565	\$47,262	\$52,322	36.35
47-5081	Helpers--extraction workers	340	7.78	\$16.95	\$35,246	4.94	\$15.49	\$16.11	\$17.15	\$18.18	\$18.81	\$32,223	\$33,514	\$35,665	\$37,816	\$39,116	30.05
49-0000	Installation, maintenance, and repair	5,350	6.84	\$24.59	\$51,139	1.55	\$14.33	\$17.91	\$23.31	\$29.83	\$37.35	\$29,809	\$37,254	\$48,483	\$62,039	\$77,681	1.33
49-1011	First-line supervisors of mechanics, installers, and repairers	380	9.40	\$37.99	\$79,018	2.32	\$23.02	\$29.14	\$37.70	\$46.48	\$55.17	\$47,876	\$60,613	\$78,419	\$96,681	\$114,747	1.13
49-2011	Computer, automated teller, and office machine repairers	20	26.21	\$21.83	\$45,401	6.03	\$15.58	\$18.74	\$21.09	\$23.46	\$32.94	\$32,404	\$38,987	\$43,865	\$48,798	\$68,506	#
49-2022	Telecommunications equipment installers and repairers, except line installers	#	#	\$24.48	\$50,925	6.43	\$18.22	\$20.81	\$23.86	\$28.36	\$31.51	\$37,905	\$43,282	\$49,619	\$58,992	\$65,533	#
49-2092	Electric motor, power tool, and related repairers	30	38.45	\$26.59	\$55,308	4.42	\$18.28	\$21.41	\$25.67	\$29.22	\$41.77	\$38,024	\$44,534	\$53,388	\$60,787	\$86,891	#
49-2094	Electrical and electronics repairers, commercial and industrial equipment	#	#	\$26.70	\$55,538	2.51	\$19.74	\$21.85	\$25.73	\$31.52	\$36.33	\$41,064	\$45,449	\$53,521	\$65,555	\$75,572	#
49-2098	Security and fire alarm systems installers	90	25.64	\$19.91	\$41,408	3.67	\$15.87	\$17.12	\$19.25	\$22.61	\$25.29	\$33,011	\$35,601	\$40,047	\$47,039	\$52,598	1.72
49-3011	Aircraft mechanics and service technicians	#	#	\$24.14	\$50,214	5.49	\$16.77	\$18.80	\$23.03	\$27.83	\$31.00	\$34,887	\$39,099	\$47,910	\$57,893	\$64,474	#
49-3021	Automotive body and related repairers	110	29.03	\$17.93	\$37,293	7.91	\$13.11	\$14.40	\$17.65	\$21.36	\$23.56	\$27,278	\$29,957	\$36,721	\$44,431	\$48,995	1.04
49-3023	Automotive service technicians and mechanics	550	11.03	\$21.92	\$45,590	4.61	\$12.51	\$15.42	\$20.96	\$27.80	\$33.08	\$26,018	\$32,083	\$43,592	\$57,830	\$68,810	1.18
49-3031	Bus and truck mechanics and diesel engine specialists	470	20.78	\$28.53	\$59,333.00	\$4.73	\$16.86	\$21.60	\$27.89	\$35.73	\$40.46	\$35,077.00	\$44,923.00	\$58,018.00	\$74,319.00	\$84,165.00	2.49
49-3041	Farm equipment mechanics and service technicians	110	20.92	\$23.19	\$48,242	4.78	\$15.88	\$17.84	\$21.79	\$27.45	\$31.44	\$33,021	\$37,098	\$45,322	\$57,097	\$65,403	4.30
49-3042	Mobile heavy equipment mechanics, except engines	280	20.19	\$24.67	\$51,320	3.17	\$15.60	\$20.89	\$25.08	\$28.84	\$32.11	\$32,441	\$43,455	\$52,170	\$59,980	\$66,791	2.80
49-3052	Motorcycle mechanics	30	22.51	\$20.09	\$41,789	8.87	\$12.03	\$13.67	\$20.35	\$26.50	\$29.41	\$25,024	\$28,442	\$42,331	\$55,128	\$61,179	#
49-3053	Outdoor power equipment and other small engine mechanics	#	#	\$24.17	\$50,284	9.13	\$20.11	\$21.40	\$23.55	\$27.32	\$29.95	\$41,834	\$44,519	\$48,994	\$56,835	\$62,305	#
49-3092	Recreational vehicle service technicians	50	24.33	\$25.95	\$53,979	4.56	\$13.25	\$17.61	\$25.85	\$33.65	\$39.03	\$27,553	\$36,621	\$53,767	\$69,985	\$81,183	4.83
49-3093	Tire repairers and changers	210	40.49	\$17.40	\$36,190	8.72	\$12.25	\$13.72	\$16.83	\$21.26	\$23.77	\$25,484	\$28,547	\$35,006	\$44,226	\$49,446	2.64
49-9012	Control and valve installers and repairers, except mechanical door	80	22.96	\$23.84	\$49,595	3.43	\$17.68	\$20.61	\$24.03	\$27.26	\$29.50	\$36,782	\$42,872	\$49,986	\$56,692	\$61,358	2.09

Data unavailable

Occupational Code	Occupational Title	Employment Estimate	Employment Percentage Relative Standard Error	Average Hourly Wage	Average Annual Wage	Wage Percentage Relative Standard Error	10th Percentile (Hourly)	25th Percentile (Hourly)	50th Percentile (Hourly)	75th Percentile (Hourly)	90th Percentile (Hourly)	10th Percentile (Annual)	25th Percentile (Annual)	50th Percentile (Annual)	75th Percentile (Annual)	90th Percentile (Annual)	Location Quotients
49-9021	Heating, air conditioning, and refrigeration mechanics and installers	260	44.84	\$23.81	\$49,534	2.93	\$16.11	\$19.11	\$23.23	\$27.87	\$32.20	\$33,507	\$39,757	\$48,328	\$57,968	\$66,974	1.10
49-9031	Home appliance repairers	#	#	\$19.92	\$41,442.00	\$4.46	\$15.75	\$16.71	\$18.30	\$23.10	\$28.13	\$32,766.00	\$34,756.00	\$38,073.00	\$48,058.00	\$58,506.00	#
49-9041	Industrial machinery mechanics	570	21.17	\$28.47	\$59,222	2.31	\$20.80	\$24.30	\$28.18	\$33.05	\$37.54	\$43,271	\$50,545	\$58,621	\$68,745	\$78,091	2.21
49-9043	Maintenance workers, machinery	40	27.81	\$21.40	\$44,518	4.61	\$14.60	\$19.49	\$21.79	\$24.14	\$27.72	\$30,361	\$40,534	\$45,317	\$50,217	\$57,661	0.74
49-9044	Millwrights	20	35.06	\$22.16	\$46,093	6.36	\$15.81	\$16.89	\$18.68	\$27.72	\$33.32	\$32,888	\$35,128	\$38,862	\$57,656	\$69,308	#
49-9051	Electrical power-line installers and repairers	150	41.43	\$30.15	\$62,709	7.66	\$16.54	\$18.63	\$30.28	\$40.38	\$46.30	\$34,399	\$38,758	\$62,981	\$83,983	\$96,304	1.79
49-9052	Telecommunications line installers and repairers	#	#	\$23.40	\$48,662	2.70	\$16.38	\$19.06	\$22.24	\$27.28	\$33.49	\$34,061	\$39,646	\$46,269	\$56,742	\$69,668	#
49-9062	Medical equipment repairers	10	0.00	\$23.94	\$49,797	3.11	\$19.60	\$21.21	\$23.88	\$27.33	\$29.56	\$40,770	\$44,111	\$49,679	\$56,851	\$61,487	#
49-9071	Maintenance and repair workers, general	890	11.47	\$20.76	\$43,182	2.06	\$12.86	\$15.80	\$19.21	\$25.46	\$30.39	\$26,745	\$32,859	\$39,967	\$52,947	\$63,203	0.90
49-9098	Helpers—installation, maintenance, and repair workers	60	37.18	\$16.28	\$33,867	4.91	\$11.55	\$14.87	\$16.87	\$18.44	\$19.53	\$24,031	\$30,927	\$35,097	\$38,360	\$40,630	0.85
49-9099	Installation, maintenance, and repair workers, all other	70	37.64	\$19.52	\$40,601	7.62	\$12.86	\$15.26	\$17.94	\$23.16	\$29.66	\$26,749	\$31,751	\$37,313	\$48,168	\$61,683	0.62
51-0000	Production	9,990	23.03	\$19.26	\$40,062	3.63	\$11.53	\$13.77	\$16.95	\$21.29	\$30.17	\$23,978	\$28,642	\$35,255	\$44,293	\$62,760	1.53
51-1011	First-line supervisors of production and operating workers	530	16.45	\$35.39	\$73,606	1.79	\$22.38	\$28.15	\$34.59	\$40.77	\$49.74	\$46,548	\$58,554	\$71,947	\$84,810	\$103,458	1.18
51-2028	Electrical, electronic, and electromechanical assemblers, except coil winders, tapers, and finishers	#	#	\$18.92	\$39,353	8.57	\$11.75	\$13.30	\$15.83	\$24.73	\$29.89	\$24,444	\$27,656	\$32,930	\$51,444	\$62,173	#
51-2041	Structural metal fabricators and fitters	#	#	\$21.47	\$44,655	2.19	\$14.61	\$17.82	\$21.21	\$24.20	\$29.35	\$30,389	\$37,066	\$44,125	\$50,340	\$61,040	#
51-2098	Assemblers and fabricators, all other, including team assemblers	240	19.90	\$15.33	\$31,890	3.17	\$10.72	\$11.79	\$14.50	\$17.99	\$21.98	\$22,306	\$24,533	\$30,154	\$37,423	\$45,726	0.25
51-3011	Bakers	110	31.02	\$13.57	\$28,223	6.38	\$10.45	\$10.87	\$11.57	\$15.23	\$20.93	\$21,734	\$22,609	\$24,067	\$31,669	\$43,542	0.85
51-3021	Butchers and meat cutters	320	44.83	\$17.05	\$35,467	5.27	\$10.86	\$11.89	\$17.84	\$21.30	\$23.20	\$22,583	\$24,738	\$37,102	\$44,306	\$48,255	3.33
51-3022	Meat, poultry, and fish cutters and trimmers	#	#	\$13.12	\$27,292	3.68	\$10.54	\$11.47	\$12.97	\$14.68	\$15.73	\$21,914	\$23,853	\$26,979	\$30,541	\$32,710	#
51-3023	Slaughterers and meat packers	#	#	\$13.60	\$28,280	3.38	\$10.57	\$11.81	\$13.51	\$14.98	\$15.85	\$21,987	\$24,568	\$28,103	\$31,153	\$32,965	#
51-3092	Food batchmakers	100	15.10	\$15.83	\$32,937	4.93	\$11.58	\$12.98	\$15.52	\$18.27	\$21.48	\$24,090	\$27,000	\$32,283	\$37,996	\$44,683	0.89
51-3099	Food processing workers, all other	#	#	\$13.80	\$28,694	4.71	\$10.20	\$10.94	\$13.71	\$15.88	\$18.02	\$21,226	\$22,750	\$28,520	\$33,039	\$37,488	#
51-4011	Computer-controlled machine tool operators, metal and plastic	#	#	\$22.99	\$47,826	8.28	\$13.33	\$15.37	\$20.47	\$30.78	\$35.86	\$27,723	\$31,964	\$42,580	\$64,031	\$74,589	#
51-4012	Computer numerically controlled machine tool programmers, metal a	#	#	\$26.92	\$55,991	10.77	\$17.36	\$21.19	\$27.11	\$30.38	\$37.54	\$36,116	\$44,066	\$56,398	\$63,198	\$78,082	#
51-4023	Rolling machine setters, operators, and tenders, metal and plastic	60	48.43	\$18.38	\$38,226	6.16	\$13.63	\$15.29	\$17.89	\$21.38	\$24.46	\$28,352	\$31,798	\$37,201	\$44,468	\$50,869	2.97
51-4031	Cutting, punching, and press machine setters, operators, and tenders, metal and plastic	100	31.63	\$23.88	\$49,676	9.33	\$11.93	\$16.93	\$26.24	\$29.54	\$32.62	\$24,808	\$35,204	\$54,569	\$61,438	\$67,855	0.74
51-4033	Grinding, lapping, polishing, and buffing machine tool setters, operators, and tenders, metal and plastic	40	49.11	\$16.09	\$33,477	7.31	\$12.49	\$13.56	\$15.30	\$18.81	\$21.73	\$25,973	\$28,210	\$31,834	\$39,133	\$45,195	0.74
51-4041	Machinists	200	19.89	\$19.73	\$41,033	3.35	\$13.58	\$16.04	\$19.16	\$22.69	\$27.37	\$28,246	\$33,371	\$39,861	\$47,191	\$56,930	0.74
51-4072	Molding, coremaking, and casting machine setters, operators, and tenders, metal and plastic	650	5.23	\$17.90	\$37,241	3.99	\$14.37	\$16.12	\$17.67	\$19.23	\$22.57	\$29,895	\$33,531	\$36,758	\$39,990	\$46,942	5.56
51-4081	Multiple machine tool setters, operators, and tenders, metal and plastic	40	26.29	\$18.34	\$38,155	8.40	\$12.60	\$14.08	\$17.67	\$22.15	\$26.54	\$26,215	\$29,293	\$36,744	\$46,081	\$55,202	0.42
51-4111	Tool and die makers	60	4.51	\$16.70	\$34,733	2.91	\$11.03	\$12.27	\$16.33	\$18.61	\$22.81	\$22,948	\$25,515	\$33,973	\$38,715	\$47,443	1.17
51-4121	Welders, cutters, solderers, and brazers	700	9.39	\$27.81	\$57,847	7.21	\$16.40	\$18.16	\$21.78	\$31.92	\$49.58	\$34,114	\$37,764	\$45,312	\$66,395	\$103,123	2.51
51-5112	Printing press operators	60	35.39	\$14.01	\$29,134	5.52	\$10.20	\$10.21	\$12.32	\$15.30	\$22.28	\$21,223	\$21,235	\$25,616	\$31,825	\$46,340	0.44
51-6011	Laundry and dry-cleaning workers	#	#	\$12.20	\$25,378	2.59	\$10.42	\$10.89	\$11.68	\$13.47	\$14.62	\$21,681	\$22,660	\$24,293	\$28,007	\$30,419	#
51-7011	Cabinetmakers and bench carpenters	120	20.28	\$18.27	\$38,005	5.86	\$10.53	\$13.89	\$18.28	\$22.60	\$25.96	\$21,896	\$28,901	\$38,024	\$47,005	\$54,006	1.64
51-7042	Woodworking machine setters, operators, and tenders, except sawing	30	40.48	\$19.55	\$40,660	3.50	\$15.26	\$16.70	\$19.15	\$22.41	\$24.66	\$31,736	\$34,733	\$39,837	\$46,616	\$51,284	#
51-8013	Power plant operators	80	19.48	\$43.73	\$90,954	2.85	\$34.12	\$40.37	\$44.28	\$48.19	\$54.36	\$70,972	\$83,978	\$92,105	\$100,231	\$113,069	3.32
51-8031	Water and wastewater treatment plant and system operators	100	12.52	\$26.72	\$55,570	3.25	\$18.10	\$21.46	\$26.46	\$31.62	\$37.12	\$37,650	\$44,637	\$55,041	\$65,776	\$77,205	1.08
51-8092	Gas plant operators	50	9.59	\$35.64	\$74,134	3.45	\$30.69	\$32.51	\$35.45	\$38.39	\$44.06	\$63,838	\$67,631	\$73,743	\$79,856	\$91,650	4.91
51-9011	Chemical equipment operators and tenders	150	10.32	\$21.25	\$44,200	2.12	\$15.73	\$17.33	\$20.13	\$25.05	\$29.12	\$32,724	\$36,037	\$41,866	\$52,101	\$60,563	2.45
51-9012	Separating, filtering, clarifying, precipitating, and still machine setters, operators, and tenders	270	6.59	\$21.05	\$43,793	3.77	\$13.90	\$19.53	\$21.56	\$23.65	\$26.91	\$28,908	\$40,615	\$44,853	\$49,198	\$55,983	7.47
51-9023	Mixing and blending machine setters, operators, and tenders	40	24.04	\$17.42	\$36,231	11.81	\$12.47	\$13.76	\$16.05	\$18.53	\$22.07	\$25,930	\$28,624	\$33,375	\$38,543	\$45,900	0.41
51-9032	Cutting and slicing machine setters, operators, and tenders	#	#	\$13.76	\$28,624	6.25	\$10.20	\$10.21	\$12.89	\$16.27	\$20.26	\$21,221	\$21,228	\$26,814	\$33,833	\$42,138	#

Data unavailable

Occupational Code	Occupational Title	Employment Estimate	Employment Percentage Relative Standard Error	Average Hourly Wage	Average Annual Wage	Wage Percentage Relative Standard Error	10th Percentile (Hourly)	25th Percentile (Hourly)	50th Percentile (Hourly)	75th Percentile (Hourly)	90th Percentile (Hourly)	10th Percentile (Annual)	25th Percentile (Annual)	50th Percentile (Annual)	75th Percentile (Annual)	90th Percentile (Annual)	Location Quotients
51-9041	Extruding, forming, pressing, and compacting machine setters, operators, and tenders	#	#	\$16.71	\$34,760	6.80	\$10.88	\$12.60	\$16.15	\$19.97	\$23.66	\$22,637	\$26,213	\$33,595	\$41,547	\$49,204	#
51-9061	Inspectors, testers, sorters, samplers, and weighers	430	19.92	\$19.67	\$40,913	4.03	\$12.80	\$14.66	\$17.27	\$22.64	\$33.54	\$26,631	\$30,502	\$35,921	\$47,099	\$69,762	1.08
51-9111	Packaging and filling machine operators and tenders	440	36.62	\$16.83	\$35,016	2.98	\$11.20	\$13.24	\$15.78	\$20.03	\$23.73	\$23,293	\$27,541	\$32,816	\$41,662	\$49,366	1.56
51-9122	Painters, transportation equipment	20	38.38	\$17.35	\$36,081	12.21	\$11.37	\$13.38	\$18.08	\$21.34	\$23.27	\$23,648	\$27,821	\$37,608	\$44,395	\$48,411	#
51-9199	Production workers, all other	60	30.90	\$16.30	\$33,898	9.73	\$10.66	\$11.35	\$14.08	\$18.77	\$28.11	\$22,182	\$23,599	\$29,286	\$39,045	\$58,460	0.36
53-0000	Transportation and material moving	8,740	6.83	\$20.80	\$43,272	2.80	\$11.36	\$14.46	\$19.06	\$24.33	\$33.34	\$23,623	\$30,086	\$39,636	\$50,597	\$69,341	1.19
53-1048	First-line supervisors of transportation and material moving workers, except aircraft cargo handling supervisors	450	7.46	\$33.00	\$68,635	4.32	\$16.51	\$21.39	\$33.01	\$42.72	\$50.05	\$34,332	\$44,486	\$68,671	\$88,848	\$104,096	1.53
53-2012	Commercial pilots	#	#	#	\$90,896	9.60	#	#	#	#	#	\$57,071	\$63,719	\$90,301	\$104,703	\$138,620	#
53-3022	Bus drivers, school or special client	230	2.28	\$15.86	\$32,983	2.45	\$12.92	\$13.83	\$15.32	\$17.69	\$19.73	\$26,883	\$28,764	\$31,870	\$36,791	\$41,031	0.65
53-3031	Driver/sales workers	220	47.80	\$16.67	\$34,669	15.90	\$10.20	\$10.21	\$11.85	\$23.54	\$29.45	\$21,220	\$21,227	\$24,648	\$48,969	\$61,264	0.73
53-3032	Heavy and tractor-trailer truck drivers	3,100	14.58	\$24.17	\$50,271	3.74	\$16.92	\$19.27	\$22.45	\$25.76	\$35.52	\$35,195	\$40,086	\$46,704	\$53,572	\$73,884	2.41
53-3033	Light truck or delivery services drivers	940	30.57	\$15.43	\$32,099	4.71	\$10.21	\$11.49	\$14.55	\$18.72	\$22.37	\$21,232	\$23,905	\$30,259	\$38,944	\$46,523	1.44
53-3041	Taxi drivers and chauffeurs	40	34.51	\$11.99	\$24,943	3.37	\$10.52	\$10.98	\$11.74	\$12.45	\$14.24	\$21,874	\$22,830	\$24,422	\$25,892	\$29,623	0.24
53-3099	Motor vehicle operators, all other	110	13.64	\$14.12	\$29,364	2.98	\$10.83	\$11.77	\$13.26	\$14.93	\$19.08	\$22,536	\$24,486	\$27,571	\$31,053	\$39,682	2.66
53-6031	Automotive and watercraft service attendants	#	#	\$13.06	\$27,175	7.83	\$10.20	\$10.46	\$13.09	\$14.65	\$16.80	\$21,225	\$21,764	\$27,229	\$30,462	\$34,934	#
53-6099	Transportation workers, all other	#	#	\$17.46	\$36,310	14.20	\$10.20	\$10.44	\$13.64	\$25.29	\$28.92	\$21,225	\$21,712	\$28,373	\$52,597	\$60,152	#
53-7032	Excavating and loading machine and dragline operators	#	#	\$24.62	\$51,205	3.61	\$18.89	\$20.78	\$23.77	\$28.31	\$31.87	\$39,294	\$43,228	\$49,435	\$58,887	\$66,293	#
53-7051	Industrial truck and tractor operators	750	22.18	\$19.14	\$39,817	2.65	\$13.42	\$15.45	\$19.22	\$22.40	\$25.07	\$27,910	\$32,133	\$39,969	\$46,597	\$52,138	1.74
53-7061	Cleaners of vehicles and equipment	310	23.66	\$13.70	\$28,494	3.63	\$10.31	\$11.25	\$12.93	\$15.01	\$18.26	\$21,438	\$23,394	\$26,895	\$31,221	\$37,973	1.14
53-7062	Laborers and freight, stock, and material movers, hand	1,150	18.12	\$15.30	\$31,832	2.88	\$10.72	\$12.49	\$14.90	\$17.87	\$19.69	\$22,297	\$25,980	\$30,999	\$37,166	\$40,957	0.56
53-7063	Machine feeders and offbearers	40	35.34	\$13.52	\$28,123	4.50	\$11.03	\$12.03	\$13.38	\$15.01	\$16.75	\$22,935	\$25,023	\$27,821	\$31,227	\$34,846	0.92
53-7064	Packers and packagers, hand	330	15.01	\$12.61	\$26,234	2.05	\$10.53	\$11.00	\$11.79	\$13.49	\$16.48	\$21,895	\$22,882	\$24,525	\$28,065	\$34,275	0.69
53-7072	Pump operators, except wellhead pumpers	130	28.57	\$27.20	\$56,570	22.89	\$16.24	\$17.39	\$19.31	\$42.38	\$47.14	\$33,771	\$36,170	\$40,170	\$88,144	\$98,055	16.60
53-7073	Wellhead pumpers	360	0.29	\$32.80	\$68,218	5.21	\$26.71	\$30.14	\$33.47	\$36.46	\$38.25	\$55,559	\$62,688	\$69,623	\$75,836	\$79,564	37.97
53-7081	Refuse and recyclable material collectors	80	14.41	\$17.38	\$36,152	5.54	\$11.06	\$14.20	\$17.66	\$21.06	\$23.27	\$23,001	\$29,526	\$36,726	\$43,810	\$48,398	0.90
53-7121	Tank car, truck, and ship loaders	50	16.88	\$21.59	\$44,911	6.95	\$16.89	\$19.27	\$22.13	\$24.26	\$25.72	\$35,136	\$40,091	\$46,029	\$50,467	\$53,498	7.82

Data unavailable

Occupational Code	Occupational Title	Employment Estimate	Employment Percentage Relative Standard Error	Average Hourly Wage	Average Annual Wage	Wage Percentage Relative Standard Error	10th Percentile (Hourly)	25th Percentile (Hourly)	50th Percentile (Hourly)	75th Percentile (Hourly)	90th Percentile (Hourly)	10th Percentile (Annual)	25th Percentile (Annual)	50th Percentile (Annual)	75th Percentile (Annual)	90th Percentile (Annual)	Location Quotients
00-0000	Total all occupations	59,980	1.70	\$21.73	\$45,200	2.37	\$10.31	\$11.69	\$17.31	\$26.24	\$38.15	\$21,441	\$24,309	\$35,999	\$54,574	\$79,353	1.00
11-0000	Management	1,790	5.16	\$47.41	\$98,608	2.69	\$20.69	\$32.21	\$43.26	\$58.66	\$76.44	\$43,039	\$66,987	\$89,983	\$122,022	\$159,002	0.57
11-1021	General and operations managers	690	7.51	\$43.49	\$90,461	3.79	\$12.61	\$22.95	\$37.56	\$55.91	\$75.31	\$26,228	\$47,737	\$78,129	\$116,300	\$156,640	0.73
11-2022	Sales managers	40	35.71	\$60.73	\$126,327	7.72	\$34.71	\$44.71	\$61.32	\$74.24	\$85.27	\$72,189	\$92,997	\$127,543	\$154,419	\$177,355	0.28
11-3011	Administrative services managers	50	5.94	\$52.11	\$108,388	2.36	\$36.93	\$42.53	\$48.42	\$62.65	\$74.26	\$76,823	\$88,452	\$100,723	\$130,318	\$154,471	0.41
11-3021	Computer and information systems managers	50	12.30	\$52.60	\$109,411	3.55	\$34.87	\$41.30	\$50.38	\$60.87	\$77.10	\$72,530	\$85,911	\$104,792	\$126,606	\$160,371	0.31
11-3031	Financial managers	50	17.15	\$55.17	\$114,757	9.10	\$32.07	\$35.59	\$46.63	\$67.79	\$81.73	\$66,696	\$74,025	\$97,000	\$141,013	\$169,988	0.18
11-3051	Industrial production managers	40	14.23	\$75.08	\$156,172	5.66	\$53.84	\$63.53	\$72.37	\$81.31	\$99.84	\$111,985	\$132,147	\$150,539	\$169,116	\$207,660	0.54
11-3061	Purchasing managers	10	5.96	\$56.03	\$116,549	3.90	\$42.11	\$50.65	\$57.13	\$64.36	\$74.70	\$87,587	\$105,355	\$118,824	\$133,874	\$155,380	#
11-3071	Transportation, storage, and distribution managers	50	2.64	\$45.47	\$94,583	4.34	\$28.70	\$33.68	\$40.21	\$53.70	\$64.82	\$59,690	\$70,065	\$83,646	\$111,703	\$134,824	0.89
11-3121	Human resources managers	20	6.62	\$59.72	\$124,213	3.92	\$40.61	\$45.98	\$55.63	\$71.95	\$92.92	\$84,470	\$95,642	\$115,702	\$149,651	\$193,267	#
11-9021	Construction managers	140	24.27	\$37.69	\$78,400	3.04	\$26.63	\$32.10	\$36.01	\$42.05	\$53.09	\$55,390	\$66,777	\$74,905	\$87,454	\$110,426	1.25
11-9032	Education administrators, elementary and secondary school	120	4.77	#	\$88,724	4.03	#	#	#	#	#	\$68,587	\$76,048	\$87,426	\$97,884	\$104,591	1.13
11-9041	Architectural and engineering managers	20	4.37	\$80.33	\$167,086	8.17	\$59.28	\$64.13	\$73.48	\$86.45	#	\$123,313	\$133,386	\$152,829	\$179,806	#	#
11-9111	Medical and health services managers	180	9.22	\$55.72	\$115,905	4.80	\$31.09	\$42.20	\$55.46	\$64.96	\$84	\$64,661	\$87,773	\$115,349	\$135,126	\$174,017	1.17
11-9121	Natural sciences managers	10	6.94	\$46.69	\$97,115	6.51	\$38.03	\$39.22	\$42.77	\$48.05	\$50.88	\$79,092	\$81,569	\$88,962	\$99,934	\$105,828	#
11-9141	Property, real estate, and community association managers	#	#	\$34.45	\$71,658	23.57	\$21.05	\$24.08	\$30.00	\$45.05	\$58.04	\$43,777	\$50,077	\$62,401	\$93,710	\$120,725	#
11-9151	Social and community service managers	#	#	\$36.10	\$75,082	3.71	\$18.63	\$27.79	\$39.12	\$44.60	\$48.49	\$38,744	\$57,811	\$81,377	\$92,773	\$100,868	#
11-9199	Managers, all other	110	15.79	\$54.26	\$112,863	3.58	\$36.99	\$43.87	\$50.71	\$60.91	\$73.28	\$76,935	\$91,244	\$105,470	\$126,696	\$152,415	0.59
13-0000	Business and financial operations	2,030	4.87	\$31.45	\$65,426	2.53	\$16.42	\$21.52	\$29.02	\$38.35	\$50.65	\$34,144	\$44,764	\$60,355	\$79,775	\$105,347	0.64
13-1020	Buyers and purchasing agents	120	10.91	\$29.81	\$61,998	3.93	\$17.70	\$22.41	\$27.93	\$35.42	\$47.69	\$36,825	\$46,618	\$58,097	\$73,674	\$99,188	0.69
13-1041	Compliance officers, except agriculture, construction, health and safety, and transportation	100	8.79	\$31.91	\$66,383	3.83	\$20.46	\$23.65	\$30.33	\$40.80	\$47.16	\$42,554	\$49,190	\$63,091	\$84,857	\$98,088	0.77
13-1051	Cost estimators	130	19.38	\$27.64	\$57,496	6.65	\$16.22	\$17.82	\$24.97	\$34.92	\$40.52	\$33,740	\$37,059	\$51,946	\$72,624	\$84,291	1.46
13-1071	Human resources specialists	170	6.58	\$26.49	\$55,103	1.98	\$15.29	\$20.25	\$25.90	\$31.39	\$38.16	\$31,803	\$42,118	\$53,863	\$65,288	\$79,382	0.67
13-1111	Management analysts	60	10.84	\$41.15	\$85,598	14.44	\$17.24	\$26.67	\$34.19	\$46.95	\$60.43	\$35,852	\$55,477	\$71,115	\$97,651	\$125,697	0.20
13-1121	Meeting, convention, and event planners	20	17.83	\$22.91	\$47,662	6.81	\$10.76	\$12.37	\$21.34	\$31.04	\$37.65	\$22,386	\$25,734	\$44,379	\$64,564	\$78,308	#
13-1131	Fundraisers	10	22.69	\$24.43	\$50,820	6.59	\$17.41	\$19.50	\$22.30	\$29.75	\$36.53	\$36,220	\$40,557	\$46,394	\$61,884	\$75,977	#
13-1141	Compensation, benefits, and job analysis specialists	20	30.73	\$35.99	\$74,858	4.35	\$24.95	\$28.40	\$34.66	\$43.77	\$50.09	\$51,901	\$59,066	\$72,090	\$91,049	\$104,197	#
13-1151	Training and development specialists	100	21.29	\$20.46	\$42,552	8.26	\$10.74	\$11.54	\$19.62	\$24.93	\$36.05	\$22,343	\$24,002	\$40,818	\$51,863	\$74,980	0.82
13-1161	Market research analysts and marketing specialists	110	14.59	\$27.94	\$58,112	7.04	\$12.66	\$17.24	\$23.23	\$31.25	\$49.86	\$26,334	\$35,854	\$48,313	\$64,993	\$103,702	0.40
13-1199	Business operations specialists, all other	550	8.24	\$32.85	\$68,322	2.97	\$17.99	\$23.84	\$31.78	\$40.40	\$50.16	\$37,421	\$49,590	\$66,097	\$84,036	\$104,323	1.24
13-2011	Accountants and auditors	380	7.87	\$33.20	\$69,051	3.86	\$19.39	\$24.64	\$29.53	\$38.35	\$50.86	\$40,341	\$51,246	\$61,432	\$79,763	\$105,794	0.72
13-2031	Budget analysts	20	21.90	\$33.70	\$70,091	3.23	\$22.23	\$29.01	\$32.72	\$40.79	\$45.39	\$46,244	\$60,347	\$81,051	\$84,839	\$94,411	#
13-2052	Personal financial advisors	80	45.17	\$50.79	\$105,642	13.47	\$17.17	\$43.87	\$55.29	\$60.56	\$63.73	\$35,722	\$91,251	\$114,995	\$125,967	\$132,550	0.94
13-2072	Loan officers	50	44.57	\$31.55	\$65,634	15.96	\$17.16	\$19.79	\$27.11	\$43.69	\$53.14	\$35,700	\$41,162	\$56,387	\$90,867	\$110,523	0.36
13-2099	Financial specialists, all other	10	17.79	\$30.31	\$63,047	5.78	\$20.24	\$23.31	\$29.32	\$36.54	\$45.08	\$42,100	\$48,491	\$60,978	\$76,009	\$93,773	#
15-0000	Computer and mathematical	600	7.53	\$31.47	\$65,467	2.51	\$19.06	\$23.64	\$29.75	\$37.43	\$47.39	\$39,643	\$49,175	\$61,889	\$77,848	\$98,577	0.33
15-1121	Computer systems analysts	70	10.50	\$34.45	\$71,655	2.96	\$22.92	\$27.57	\$34.10	\$40.01	\$46.56	\$47,684	\$57,355	\$70,931	\$83,229	\$96,837	0.28
15-1122	Information security analysts	20	47.58	\$44.87	\$93,333	7.27	\$32.08	\$36.56	\$44.96	\$54.52	\$60.62	\$66,736	\$76,038	\$93,522	\$113,401	\$126,098	#
15-1131	Computer programmers	30	41.58	\$30.85	\$64,160	7.52	\$25.18	\$26.75	\$29.35	\$35.84	\$41.69	\$52,383	\$55,632	\$61,048	\$74,555	\$86,716	#
15-1132	Software developers, applications	70	18.12	\$35.91	\$74,698	6.09	\$23.81	\$28.37	\$34.46	\$40.22	\$54.53	\$49,528	\$59,011	\$71,685	\$83,659	\$113,432	0.18
15-1141	Database administrators	10	28.80	\$29.48	\$61,314	4.33	\$21.58	\$24.60	\$28.22	\$33.30	\$39.85	\$44,879	\$51,160	\$58,689	\$69,266	\$82,881	#
15-1142	Network and computer systems administrators	120	13.39	\$31.61	\$65,748	4.48	\$20.33	\$25.99	\$30.04	\$36.55	\$46.77	\$42,278	\$54,069	\$62,491	\$76,018	\$97,282	0.80
15-1151	Computer user support specialists	130	9.10	\$22.67	\$47,148	3.97	\$14.27	\$17.84	\$21.65	\$26.90	\$31.46	\$29,682	\$37,110	\$45,037	\$53,882	\$65,427	0.51
15-1152	Computer network support specialists	30	33.31	\$29.33	\$61,007	5.13	\$19.46	\$22.48	\$30.85	\$35.12	\$37.94	\$40,487	\$46,753	\$64,174	\$73,045	\$78,923	0.46
15-1199	Computer, all other	70	5.50	\$33.55	\$69,790	2.71	\$22.66	\$26.65	\$31.48	\$38.11	\$48.04	\$47,133	\$55,439	\$65,484	\$79,269	\$99,931	0.44
17-0000	Architecture and engineering	900	4.32	\$39.65	\$82,478	3.12	\$21.34	\$26.62	\$36.97	\$49.09	\$61.56	\$44,395	\$55,365	\$76,890	\$102,115	\$128,038	0.85
17-1011	Architects, except landscape and naval	10	24.51	\$30.76	\$63,977	8.98	\$13.46	\$18.65	\$29.88	\$42.78	\$47.58	\$27,993	\$38,802	\$62,146	\$88,987	\$98,976	#
17-1022	Surveyors	40	10.88	\$28.72	\$59,727	6.02	\$20.69	\$23.84	\$27.49	\$30.49	\$41.24	\$43,025	\$49,594	\$57,182	\$63,429	\$85,785	2.23
17-2041	Chemical engineers	20	36.77	\$41.62	\$86,571	11.88	\$22.19	\$26.48	\$39.05	\$55.99	\$62.67	\$46,163	\$55,083	\$81,222	\$116,468	\$130,344	#

Data unavailable

Occupational Code	Occupational Title	Employment Estimate	Employment Percentage Relative Standard Error	Average Hourly Wage	Average Annual Wage	Wage Percentage Relative Standard Error	10th Percentile (Hourly)	25th Percentile (Hourly)	50th Percentile (Hourly)	75th Percentile (Hourly)	90th Percentile (Hourly)	10th Percentile (Annual)	25th Percentile (Annual)	50th Percentile (Annual)	75th Percentile (Annual)	90th Percentile (Annual)	Location Quotients
17-2051	Civil engineers	200	6.72	\$48.58	\$101,045	3.23	\$30.08	\$36.73	\$45.41	\$57.56	\$71.70	\$62,564	\$76,390	\$94,460	\$119,719	\$149,145	1.61
17-2071	Electrical engineers	20	2.25	\$41.26	\$85,816	3.31	\$22.65	\$31.05	\$43.77	\$50.47	\$58.64	\$47,116	\$64,581	\$91,048	\$104,972	\$121,979	#
17-2072	Electronics engineers, except computer	#	#	\$40.51	\$84,254	5.27	\$33.67	\$38.14	\$40.94	\$44.97	\$47.39	\$70,034	\$79,329	\$85,163	\$93,541	\$88,569	#
17-2081	Environmental engineers	20	32.19	\$45.45	\$94,539	4.70	\$32.73	\$37.90	\$43.89	\$53.69	\$60.10	\$68,078	\$78,826	\$91,291	\$111,677	\$125,014	#
17-2111	Health and safety engineers, except mining safety engineers and inspectors	20	0.00	\$53.56	\$111,397	2.38	\$40.47	\$45.26	\$53.38	\$61.81	\$72.20	\$84,183	\$94,136	\$111,023	\$128,564	\$150,166	#
17-2112	Industrial engineers	#	#	\$47.82	\$99,458	1.95	\$34.57	\$40.72	\$47.28	\$56.08	\$62.53	\$71,909	\$84,692	\$98,338	\$116,641	\$130,062	#
17-2131	Materials engineers	#	#	\$44.74	\$93,067	2.61	\$31.73	\$36.84	\$45.26	\$53.50	\$60.52	\$66,001	\$76,632	\$94,146	\$111,270	\$125,878	#
17-2141	Mechanical engineers	#	#	\$49.59	\$103,151	3.16	\$29.73	\$36.55	\$47.62	\$59.78	\$78.58	\$61,832	\$76,019	\$99,046	\$124,339	\$163,442	#
17-3011	Architectural and civil drafters	#	#	\$21.00	\$43,689	6.18	\$16.53	\$19.14	\$21.06	\$23.13	\$26.21	\$34,391	\$39,809	\$43,810	\$48,104	\$54,518	#
17-3023	Electrical and electronics engineering technicians	#	#	\$26.43	\$54,978	2.70	\$18.67	\$21.69	\$25.89	\$32.09	\$36.69	\$38,824	\$45,110	\$53,849	\$66,746	\$76,315	#
17-3026	Industrial engineering technicians	100	0.00	\$30.78	\$64,013	2.42	\$21.08	\$23.48	\$31.92	\$36.95	\$40.34	\$43,839	\$48,845	\$66,402	\$76,850	\$83,901	3.60
17-3029	Engineering technicians, except drafters, all other	50	7.83	\$25.97	\$54,023.00	\$4.53	\$19.69	\$21.06	\$23.34	\$31.72	\$36.33	\$40,961.00	\$43,813.00	\$48,557.00	\$65,983.00	\$75,576.00	1.56
17-3031	Surveying and mapping technicians	#	#	\$24.72	\$51,413	11.64	\$19.77	\$20.88	\$22.74	\$27.79	\$34.97	\$41,116	\$43,437	\$47,306	\$57,811	\$72,745	#
19-0000	Life, physical, and social science	360	7.28	\$33.54	\$69,771	2.63	\$17.98	\$23.69	\$32.87	\$42.82	\$48.72	\$37,408	\$49,284	\$68,375	\$89,063	\$101,338	0.75
19-2031	Chemists	30	10.22	\$34.97	\$72,745	2.92	\$17.59	\$25.86	\$36.08	\$41.59	\$50.00	\$36,581	\$53,791	\$75,056	\$86,516	\$104,010	0.95
19-2041	Environmental scientists and specialists, including health	10	13.55	\$42.83	\$89,077	2.40	\$31.72	\$32.47	\$41.27	\$48.80	\$55.11	\$65,979	\$67,530	\$85,836	\$101,498	\$114,628	#
19-2043	Hydrologists	20	13.22	\$36.60	\$76,126	2.33	\$25.40	\$27.22	\$35.99	\$43.97	\$48.63	\$52,842	\$56,613	\$74,851	\$91,456	\$101,158	#
19-3051	Urban and regional planners	10	26.11	\$30.04	\$62,473	6.78	\$20.27	\$23.90	\$28.58	\$35.64	\$44.75	\$42,152	\$49,714	\$59,442	\$74,138	\$93,071	#
19-4031	Chemical technicians	30	2.78	\$19.72	\$41,022	2.95	\$12.74	\$16.10	\$20.14	\$23.20	\$26.85	\$26,504	\$33,478	\$41,887	\$48,263	\$55,856	1.15
19-4091	Environmental science and protection technicians, including health	20	2.35	\$22.95	\$47,732	2.49	\$16.61	\$17.99	\$21.95	\$25.45	\$32.68	\$34,543	\$37,418	\$45,650	\$52,933	\$67,973	#
21-0000	Community and social services	1,390	4.69	\$23.32	\$48,515	3.06	\$13.80	\$17.59	\$22.96	\$28.39	\$34.39	\$28,706	\$36,591	\$47,765	\$59,049	\$71,541	1.54
21-1012	Educational, guidance, school, and vocational counselors	140	15.16	\$24.44	\$50,841	6.97	\$11.49	\$19.19	\$24.32	\$30.37	\$36.30	\$23,895	\$39,923	\$50,582	\$63,177	\$75,508	1.20
21-1015	Rehabilitation counselors	20	10.84	\$24.68	\$51,338	5.80	\$15.89	\$24.17	\$24.18	\$27.07	\$31.31	\$33,057	\$50,277	\$50,293	\$56,301	\$65,120	#
21-1018	Substance abuse, behavioral disorder, and mental health counselors	370	10.61	\$23.58	\$49,044	2.76	\$15.86	\$17.96	\$22.67	\$28.48	\$34.20	\$32,987	\$37,351	\$47,156	\$59,244	\$71,137	3.35
21-1021	Child, family, and school social workers	210	14.93	\$21.20	\$44,091	5.50	\$14.92	\$17.43	\$20.98	\$24.25	\$28.98	\$31,033	\$36,255	\$43,640	\$50,435	\$60,281	1.55
21-1022	Healthcare social workers	90	18.78	\$25.90	\$53,863	2.94	\$16.37	\$23.15	\$26.78	\$29.54	\$31.84	\$34,060	\$48,150	\$55,709	\$61,451	\$66,229	1.35
21-1023	Mental health and substance abuse social workers	170	15.60	\$21.71	\$45,165	3.80	\$12.32	\$16.96	\$21.51	\$26.23	\$31.22	\$25,623	\$35,274	\$44,750	\$54,555	\$64,932	3.58
21-1029	Social workers, all other	40	9.36	\$28.85	\$60,006	5.41	\$16.35	\$20.84	\$30.73	\$36.32	\$41.59	\$34,016	\$43,340	\$63,922	\$75,543	\$86,513	1.55
21-1093	Social and human service assistants	100	20.30	\$15.74	\$32,741	6.97	\$10.21	\$11.44	\$14.31	\$18.70	\$24.22	\$21,230	\$23,792	\$29,758	\$38,897	\$50,388	0.63
21-1099	Community and social service specialists, all other	110	20.28	\$22.55	\$46,900	10.31	\$11.30	\$16.07	\$19.89	\$28.31	\$37.20	\$23,503	\$33,425	\$41,371	\$58,890	\$77,383	2.78
21-2011	Clergy	40	42.23	\$27.14	\$56,461	4.64	\$20.43	\$23.92	\$26.64	\$29.42	\$35.71	\$42,488	\$49,753	\$55,410	\$61,195	\$74,270	1.70
23-0000	Legal	240	6.59	\$33.67	\$70,043	7.06	\$16.94	\$22.11	\$28.44	\$36.51	\$64.07	\$35,233	\$45,999	\$59,147	\$75,942	\$133,264	0.52
23-1011	Lawyers	110	18.97	\$40.61	\$84,474	13.55	\$26.17	\$28.60	\$32.75	\$42.62	\$65.49	\$54,438	\$59,481	\$68,113	\$88,641	\$136,229	0.40
23-2011	Paralegals and legal assistants	90	42.07	\$21.93	\$45,617	9.02	\$13.91	\$17.98	\$22.20	\$26.70	\$29.73	\$28,931	\$37,389	\$46,176	\$55,545	\$61,840	0.66
23-2099	Legal support workers, all other	20	6.19	\$24.37	\$50,695	5.38	\$13.27	\$16.66	\$22.43	\$32.03	\$38.84	\$27,609	\$34,646	\$46,659	\$66,621	\$80,786	#
25-0000	Education, training, and library	3,530	8.39	\$24.44	\$50,833	7.57	\$13.70	\$16.97	\$21.88	\$28.59	\$37.55	\$28,488	\$35,302	\$45,518	\$59,465	\$78,094	0.97
25-1194	Vocational education teachers, postsecondary	120	10.10	\$20.99	\$43,660	7.55	\$10.21	\$15.14	\$19.07	\$28.05	\$31.08	\$21,233	\$31,492	\$39,661	\$58,341	\$64,643	2.59
25-2011	Preschool teachers, except special education	90	14.12	\$15.16	\$31,531	3.97	\$10.99	\$12.33	\$14.65	\$17.76	\$20.65	\$22,866	\$25,638	\$30,480	\$36,933	\$42,950	0.54
25-2012	Kindergarten teachers, except special education	110	7.89	#	\$47,044	3.25	#	#	#	#	#	\$34,321	\$38,888	\$45,734	\$53,581	\$63,191	2.04
25-2021	Elementary school teachers, except special education	730	7.17	#	\$48,479	2.33	#	#	#	#	#	\$34,614	\$39,041	\$46,847	\$57,162	\$65,387	1.25
25-2022	Middle school teachers, except special and career/technical educa	430	7.45	#	\$49,081.00	\$2.07	#	#	#	#	#	\$34,961.00	\$39,795.00	\$46,975.00	\$57,129.00	\$68,567.00	1.70
25-2031	Secondary school teachers, except special and career/technical ed	460	8.19	#	\$49,884	2.58	#	#	#	#	#	\$35,005	\$39,977	\$48,215	\$59,090	\$68,981	1.06
25-2052	Special education teachers, kindergarten and elementary school	90	3.22	#	\$49,209	3.08	#	#	#	#	#	\$37,159	\$42,234	\$47,489	\$55,599	\$64,949	1.18
25-2053	Special education teachers, middle school	60	5.64	#	\$49,548	2.03	#	#	#	#	#	\$36,712	\$41,610	\$47,184	\$55,975	\$69,738	1.72
25-2054	Special education teachers, secondary school	80	4.68	#	\$51,812	3.30	#	#	#	#	#	\$38,169	\$43,565	\$50,287	\$59,610	\$68,874	1.35
25-3021	Self-enrichment education teachers	20	27.26	\$15.20	\$31,621	5.15	\$11.40	\$12.97	\$15.13	\$17.13	\$18.41	\$23,711	\$26,977	\$31,480	\$35,632	\$38,299	#
25-3097	Teachers and instructors, all other, except substitute teachers	110	7.10	#	\$45,502	11.39	#	#	#	#	#	\$25,767	\$30,179	\$45,188	\$57,969	\$69,603	0.82

Data unavailable

Occupational Code	Occupational Title	Employment Estimate	Employment Percentage Relative Standard Error	Average Hourly Wage	Average Annual Wage	Wage Percentage Relative Standard Error	10th Percentile (Hourly)	25th Percentile (Hourly)	50th Percentile (Hourly)	75th Percentile (Hourly)	90th Percentile (Hourly)	10th Percentile (Annual)	25th Percentile (Annual)	50th Percentile (Annual)	75th Percentile (Annual)	90th Percentile (Annual)	Location Quotients
25-4021	Librarians	70	16.12	\$32.06	\$66,695	7.23	\$20.49	\$23.94	\$30.14	\$41.25	\$47.58	\$42,618	\$49,793	\$62,688	\$85,791	\$98,971	1.32
25-4031	Library technicians	40	11.60	\$17.48	\$36,357	3.64	\$11.57	\$14.47	\$17.23	\$19.96	\$23.99	\$24,068	\$30,092	\$35,839	\$41,512	\$49,890	1.16
25-9041	Teacher assistants	460	2.34	#	\$31,531	2.38	#	#	#	#	#	\$24,421	\$27,032	\$30,136	\$35,299	\$40,519	0.83
25-9099	Education, training, and library workers, all other	50	1.83	\$28.59	\$59,473	10.01	\$12.00	\$18.30	\$29.77	\$38.06	\$45.08	\$24,953	\$38,057	\$61,921	\$79,163	\$93,770	1.05
27-0000	Arts, design, entertainment, sports, and media	370	12.08	\$23.83	\$49,576	4.32	\$11.17	\$14.30	\$20.26	\$28.93	\$40.29	\$23,241	\$29,754	\$42,149	\$60,169	\$83,804	0.46
27-1023	Floral designers	40	43.06	\$15.86	\$32,979	10.34	\$10.43	\$12.25	\$14.55	\$17.51	\$22.55	\$21,704	\$25,479	\$30,263	\$36,425	\$46,911	2.01
27-1024	Graphic designers	40	38.01	\$24.32	\$50,588	4.36	\$15.86	\$18.94	\$25.42	\$28.88	\$31.01	\$32,981	\$39,391	\$52,869	\$60,066	\$64,496	0.46
27-1026	Merchandise displayers and window trimmers	20	40.54	\$13.70	\$28,489	13.31	\$10.20	\$10.21	\$12.68	\$16.44	\$20.38	\$21,221	\$21,229	\$26,381	\$34,188	\$42,383	#
27-2012	Producers and directors	30	21.22	\$19.08	\$39,693	8.58	\$12.21	\$13.27	\$15.05	\$21.00	\$35.03	\$25,389	\$27,608	\$31,305	\$43,690	\$72,870	0.63
27-2022	Coaches and scouts	50	38.62	#	\$52,585	16.95	#	#	#	#	#	\$25,920	\$30,345	\$41,991	\$52,582	\$78,988	0.51
27-3031	Public relations specialists	50	11.76	\$26.01	\$54,102	3.49	\$12.51	\$19.76	\$24.90	\$32.08	\$39.49	\$26,021	\$41,102	\$51,797	\$66,728	\$82,136	0.49
27-3091	Interpreters and translators	10	0.00	\$29.01	\$60,336	2.71	\$17.87	\$25.12	\$31.18	\$34.82	\$37.15	\$37,180	\$52,249	\$64,851	\$72,434	\$77,266	#
29-0000	Healthcare practitioners and technical	5,170	3.89	\$39.36	\$81,877	5.09	\$18.10	\$25.34	\$32.04	\$42.61	\$60.34	\$37,654	\$52,709	\$66,649	\$88,630	\$125,502	1.44
29-1011	Chiropractors	10	11.92	#	#	#	#	#	#	#	#	#	#	#	#	#	#
29-1021	Dentists, general	70	42.20	\$77.42	\$161,040	16.78	\$52.24	\$56.83	\$69.56	\$94.92	#	\$108,668	\$118,198	\$144,693	\$197,430	#	1.58
29-1031	Dietitians and nutritionists	40	7.86	\$28.48	\$59,242	3.00	\$22.13	\$24.82	\$27.98	\$32.64	\$36.90	\$46,029	\$51,632	\$58,193	\$67,897	\$76,748	1.48
29-1041	Optometrists	20	49.71	\$76.04	\$158,161	24.59	\$42.17	\$44.81	\$49.21	#	#	\$87,717	\$93,209	\$102,362	#	#	#
29-1051	Pharmacists	150	7.48	\$60.17	\$125,157	2.52	\$50.72	\$54.70	\$60.26	\$66.85	\$76	\$105,503	\$113,785	\$125,349	\$139,044	\$157,703	1.16
29-1062	Family and general practitioners	120	7.46	\$81.69	\$169,925	22.83	\$20.92	\$22.64	\$29.93	#	#	\$43,524	\$47,085	\$62,264	#	#	2.62
29-1066	Psychiatrists	10	12.14	\$92.60	\$192,604	21.06	\$45.57	\$52.50	\$60.56	#	#	\$94,790	\$109,198	\$125,964	#	#	#
29-1067	Surgeons	30	20.19	\$146.94	\$305,633	16.96	#	#	#	#	#	#	#	#	#	#	#
29-1069	Physicians and surgeons, all other	130	42.82	\$116.14	\$241,576	15.84	\$27.54	\$78.05	#	#	#	\$57,288	\$162,346	#	#	#	0.79
29-1071	Physician assistants	40	15.68	\$60.01	\$124,817	6.18	\$41.63	\$47.24	\$56.74	\$65	\$78	\$86,591	\$98,265	\$118,014	\$134,803	\$163,153	0.85
29-1081	Podiatrists	10	32.57	\$100.20	\$208,415	28.47	\$51.96	\$55.11	\$61.82	#	#	\$108,080	\$114,622	\$128,579	#	#	#
29-1122	Occupational therapists	80	17.86	\$42.94	\$89,312	3.69	\$32.00	\$35.37	\$41.16	\$47.72	\$60	\$66,567	\$73,565	\$85,622	\$99,255	\$125,220	1.45
29-1123	Physical therapists	110	26.28	\$45.38	\$94,382	4.16	\$32.62	\$38.55	\$44	\$49	\$70	\$67,839	\$80,182	\$91,046	\$101,057	\$145,036	1.15
29-1126	Respiratory therapists	90	11.30	\$28.66	\$59,617	2.35	\$21.14	\$24	\$28	\$33	\$38	\$43,973	\$50,771	\$58,663	\$68,650	\$78,966	1.72
29-1127	Speech-language pathologists	100	7.21	\$44.63	\$92,823	3.45	\$32.30	\$36.28	\$43.13	\$51.20	\$61.72	\$67,193	\$75,465	\$89,720	\$106,488	\$128,379	1.71
29-1131	Veterinarians	#	#	\$37.02	\$77,004.00	10.21	\$27.24	\$30.22	\$35.22	\$40.01	\$54.07	\$56,649.00	\$62,862.00	\$73,254.00	\$83,212.00	\$112,469.00	#
29-1141	Registered nurses	2,050	5.03	\$34.77	\$72,321	1.81	\$26.54	\$29.24	\$33.50	\$39.44	\$46.84	\$55,201	\$60,826	\$69,672	\$82,045	\$97,420	1.68
29-1171	Nurse practitioners	100	20.86	\$52.92	\$110,077	7.75	\$34.09	\$40.96	\$47.54	\$58.07	\$71.46	\$70,902	\$85,206	\$98,879	\$120,778	\$148,647	1.37
29-1181	Audiologists	#	#	\$47.19	\$98,145	5.03	\$41.88	\$43.84	\$47.09	\$50.30	\$54.86	\$87,118	\$91,179	\$97,948	\$104,627	\$114,100	#
29-1199	Health diagnosing and treating practitioners, all other	10	32.18	\$53.23	\$110,708	10.47	\$31.26	\$40.40	\$56.07	\$65.53	\$74.15	\$65,011	\$84,039	\$116,618	\$136,298	\$154,234	#
29-2010	Clinical laboratory technologists and technicians	200	17.22	\$31.08	\$64,641	4.46	\$17.23	\$23.47	\$30.67	\$39.87	\$45.50	\$35,832	\$48,811	\$63,797	\$82,938	\$94,650	1.48
29-2021	Dental hygienists	130	19.57	\$34.46	\$71,686	3.55	\$30.45	\$32.86	\$35.26	\$37.66	\$39.18	\$63,335	\$68,342	\$73,333	\$78,323	\$81,487	1.49
29-2034	Radiologic technologists and technicians	80	3.15	\$32.52	\$67,645	2.46	\$23.40	\$27.13	\$31.83	\$37.73	\$43.30	\$48,668	\$56,430	\$66,206	\$78,474	\$90,055	0.97
29-2041	Emergency medical technicians and paramedics	150	47.55	\$22.91	\$47,648	6.96	\$14.64	\$17.11	\$21.85	\$28.92	\$32.96	\$30,454	\$35,597	\$45,440	\$60,154	\$68,560	1.44
29-2052	Pharmacy technicians	180	8.17	\$17.00	\$35,359	2.60	\$12.55	\$14.71	\$17.00	\$19.14	\$22.42	\$26,094	\$30,587	\$35,358	\$39,818	\$46,636	1.03
29-2055	Surgical technologists	70	6.80	\$24.50	\$50,965.00	\$2.70	\$19.22	\$21.47	\$24.88	\$28.18	\$30.12	\$39,979.00	\$44,656.00	\$51,752.00	\$58,608.00	\$62,654.00	1.45
29-2056	Veterinary technologists and technicians	#	#	\$17.85	\$37,137	13.16	\$12.83	\$14.19	\$16.34	\$18.40	\$27.46	\$26,684	\$29,515	\$33,989	\$38,279	\$57,113	#
29-2061	Licensed practical and licensed vocational nurses	270	6.66	\$23.71	\$49,312	3.89	\$17.06	\$19.94	\$23.50	\$27.73	\$31.02	\$35,478	\$41,468	\$48,886	\$57,673	\$64,528	0.93
29-2071	Medical records and health information technicians	90	9.72	\$23.38	\$48,632	3.62	\$16.33	\$19.05	\$22.89	\$27.56	\$31.23	\$33,971	\$39,633	\$47,608	\$57,331	\$64,955	1.04
29-2081	Opticians, dispensing	100	38.44	\$15.84	\$32,950	5.13	\$11.35	\$12.78	\$14.98	\$18.79	\$22.39	\$23,603	\$26,592	\$31,160	\$39,090	\$46,574	3.23
29-2099	Health technologists and technicians, all other	130	6.92	\$21.04	\$43,767	3.61	\$12.11	\$13.90	\$19.67	\$27.15	\$32.14	\$25,184	\$28,909	\$40,913	\$56,476	\$66,846	2.42
29-9011	Occupational health and safety specialists	40	17.69	\$36.65	\$76,238	4.46	\$21.22	\$27.71	\$35.24	\$44.76	\$55.11	\$44,136	\$57,638	\$73,307	\$93,109	\$114,621	1.00
31-0000	Healthcare support	3,010	5.79	\$15.11	\$31,426	2.40	\$10.52	\$11.68	\$14.10	\$17.37	\$21.61	\$21,879	\$24,294	\$29,336	\$36,119	\$44,939	1.76
31-1011	Home health aides	710	22.64	\$11.75	\$24,441	3.41	\$10.20	\$10.34	\$11.30	\$12.48	\$14.46	\$21,226	\$21,499	\$23,512	\$25,957	\$30,083	2.14
31-1014	Nursing assistants	750	21.90	\$14.91	\$31,022	3.21	\$11.26	\$12.59	\$14.65	\$16.99	\$18.81	\$23,418	\$26,184	\$30,465	\$35,345	\$39,123	1.24
31-2011	Occupational therapy assistants	70	19.00	\$27.37	\$56,939	4.02	\$20.45	\$22.52	\$25.10	\$29.03	\$43.73	\$42,536	\$46,832	\$52,211	\$60,372	\$90,953	4.08
31-2021	Physical therapist assistants	100	13.99	\$23.90	\$49,718	7.19	\$12.80	\$19.21	\$23.75	\$27.43	\$33.03	\$26,623	\$39,952	\$49,392	\$57,062	\$68,699	2.58
31-9091	Dental assistants	200	19.47	\$17.51	\$36,427	8.18	\$11.09	\$12.69	\$17.75	\$21.65	\$23.99	\$23,062	\$26,395	\$36,914	\$45,039	\$49,905	1.40
31-9092	Medical assistants	560	22.92	\$14.30	\$29,735	4.65	\$10.92	\$12.00	\$14.09	\$15.96	\$18.26	\$22,719	\$24,964	\$29,303	\$33,207	\$37,978	2.02

Data unavailable

Occupational Code	Occupational Title	Employment Estimate	Employment Percentage Relative Standard Error	Average Hourly Wage	Average Annual Wage	Wage Percentage Relative Standard Error	10th Percentile (Hourly)	25th Percentile (Hourly)	50th Percentile (Hourly)	75th Percentile (Hourly)	90th Percentile (Hourly)	10th Percentile (Annual)	25th Percentile (Annual)	50th Percentile (Annual)	75th Percentile (Annual)	90th Percentile (Annual)	Location Quotients
31-9093	Medical equipment preparers	60	15.92	\$15.63	\$32,508	3.80	\$11.23	\$13.24	\$15.67	\$18.12	\$19.87	\$23,367	\$27,535	\$32,592	\$37,689	\$41,331	2.73
31-9094	Medical transcriptionists	40	4.19	\$20.83	\$43,334	3.56	\$16.57	\$18.15	\$20.80	\$24.05	\$26.07	\$34,456	\$37,753	\$43,271	\$50,025	\$54,236	1.78
31-9096	Veterinary assistants and laboratory animal caretakers	#	#	\$14.11	\$29,358	8.16	\$10.73	\$11.52	\$13.54	\$16.89	\$19.03	\$22,324	\$23,956	\$28,163	\$35,124	\$39,584	#
31-9097	Phlebotomists	90	13.89	\$16.14	\$33,575	4.13	\$11.87	\$13.08	\$15.33	\$18.10	\$23.23	\$24,693	\$27,199	\$31,885	\$37,652	\$48,314	1.64
31-9099	Healthcare support workers, all other	30	18.88	\$17.13	\$35,623	6.90	\$10.21	\$13.32	\$16.48	\$20.77	\$24.11	\$21,235	\$27,706	\$34,278	\$43,198	\$50,151	#
33-0000	Protective service	2,160	5.61	\$24.08	\$50,096	4.70	\$12.44	\$17.84	\$22.22	\$30.03	\$38.28	\$25,867	\$37,114	\$46,223	\$62,462	\$79,618	1.51
33-1012	First-line supervisors of police and detectives	30	5.05	\$46.95	\$97,659	4.13	\$34.27	\$39.34	\$48.16	\$53.22	\$59.00	\$71,275	\$81,831	\$100,168	\$110,694	\$122,711	0.69
33-1021	First-line supervisors of fire fighting and prevention workers	70	15.49	\$35.17	\$73,160	4.25	\$22.69	\$33.15	\$36.42	\$39.93	\$43.89	\$47,192	\$68,942	\$75,754	\$83,050	\$91,301	2.40
33-1099	First-line supervisors of protective service workers, all other	50	35.22	\$19.59	\$40,739	10.22	\$12.33	\$13.20	\$14.64	\$24.49	\$31.16	\$25,643	\$27,448	\$30,456	\$50,931	\$64,818	1.54
33-2011	Firefighters	250	12.90	\$27.90	\$58,032	5.16	\$14.88	\$22.21	\$27.51	\$35.50	\$40.14	\$30,941	\$46,206	\$57,228	\$73,833	\$83,484	1.90
33-3012	Correctional officers and jailers	600	0.00	\$23.09	\$48,032	2.41	\$20.31	\$20.57	\$22.08	\$24.43	\$28.54	\$42,241	\$47,777	\$45,927	\$50,813	\$59,362	3.49
33-3051	Police and sheriff's patrol officers	340	1.73	\$32.75	\$68,113	4.12	\$22.00	\$25.83	\$34.22	\$38.77	\$41.47	\$45,753	\$53,735	\$71,181	\$80,642	\$86,263	1.25
33-9032	Security guards	350	12.54	\$16.93	\$35,211	4.07	\$11.31	\$13.81	\$17.30	\$20.01	\$22.07	\$23,526	\$28,726	\$35,987	\$41,623	\$45,897	0.77
33-9091	Crossing guards	#	#	\$14.06	\$29,254	5.47	\$11.40	\$12.59	\$13.80	\$15.01	\$17.72	\$23,717	\$26,195	\$28,705	\$31,217	\$36,868	#
33-9099	Protective service workers, all other	150	0.55	\$19.46	\$40,469	12.41	\$10.20	\$10.21	\$14.82	\$27.32	\$37.43	\$21,223	\$21,234	\$30,824	\$56,827	\$77,849	2.48
35-0000	Food preparation and serving-related	6,160	3.28	\$11.82	\$24,583	1.55	\$10.20	\$10.21	\$10.61	\$11.80	\$15.13	\$21,221	\$21,229	\$22,066	\$24,545	\$31,469	1.11
35-1012	First-line supervisors of food preparation and serving workers	330	10.64	\$17.41	\$36,204	4.88	\$11.11	\$12.33	\$16.32	\$21.95	\$25.38	\$23,112	\$25,651	\$33,945	\$45,663	\$52,789	0.84
35-2012	Cooks, institution and cafeteria	580	12.97	\$12.62	\$26,257	3.64	\$10.20	\$10.30	\$11.83	\$14.05	\$16.50	\$21,225	\$21,424	\$24,612	\$29,214	\$34,320	3.47
35-2014	Cooks, restaurant	540	20.51	\$12.96	\$26,958	4.42	\$10.21	\$10.85	\$12.08	\$14.56	\$17.58	\$21,233	\$22,561	\$25,133	\$30,279	\$36,567	0.98
35-2021	Food preparation workers	150	32.22	\$11.54	\$24,000	2.20	\$10.25	\$10.64	\$11.27	\$11.92	\$13.18	\$21,329	\$22,121	\$23,441	\$24,785	\$27,412	0.43
35-3011	Bartenders	190	31.33	\$12.05	\$25,007	7.02	\$10.20	\$10.21	\$10.73	\$11.55	\$17.41	\$21,222	\$21,231	\$22,326	\$24,029	\$36,215	0.73
35-3021	Combined food preparation and serving workers, including fast food	2,370	12.28	\$10.86	\$22,583	1.76	\$10.20	\$10.21	\$10.41	\$11.26	\$11.79	\$21,221	\$21,228	\$21,648	\$23,425	\$24,514	1.55
35-3031	Waiters and waitresses	890	9.62	\$10.77	\$22,399	3.01	\$10.20	\$10.20	\$10.21	\$10.21	\$13.02	\$21,218	\$21,222	\$21,228	\$21,234	\$27,076	0.83
35-3041	Food servers, nonrestaurant	200	23.93	\$12.38	\$25,754	4.87	\$10.21	\$10.62	\$11.29	\$12.26	\$14.37	\$21,237	\$22,080	\$23,484	\$25,491	\$29,879	1.80
35-9011	Dining room and cafeteria attendants and bartender helpers	220	36.58	\$10.37	\$21,570	2.61	\$10.20	\$10.20	\$10.21	\$10.21	\$10.69	\$21,218	\$21,222	\$21,228	\$21,234	\$22,237	1.18
35-9021	Dishwashers	210	16.07	\$11.18	\$23,253	2.17	\$10.21	\$10.38	\$11.02	\$11.66	\$12.43	\$21,227	\$21,585	\$22,920	\$24,254	\$25,852	0.98
35-9031	Hosts and hostesses, restaurant, lounge, and coffee shop	310	18.69	\$12.89	\$26,817	9.72	\$10.20	\$10.21	\$10.45	\$11.93	\$22.18	\$21,221	\$21,227	\$21,742	\$24,808	\$46,132	1.78
37-0000	Building and grounds cleaning and maintenance	1,760	5.83	\$14.30	\$29,738	2.26	\$10.30	\$11.11	\$13.01	\$16.00	\$20.32	\$21,418	\$23,111	\$27,050	\$33,276	\$42,265	0.96
37-1011	First-line supervisors of housekeeping and janitorial workers	60	10.99	\$20.37	\$42,367	7.34	\$10.69	\$13.90	\$18.16	\$27.08	\$33.32	\$22,228	\$28,916	\$37,775	\$56,324	\$69,313	0.95
37-1012	First-line supervisors of landscaping, lawn service, and groundskeeping	30	24.76	\$25.53	\$53,100	9.18	\$14.90	\$20.34	\$24.83	\$31.72	\$36.93	\$30,993	\$42,316	\$51,639	\$65,980	\$76,809	0.81
37-2011	Janitors and cleaners, except maids and housekeeping cleaners	840	9.23	\$13.44	\$27,952	2.32	\$10.42	\$11.18	\$12.84	\$14.87	\$17.85	\$21,680	\$23,245	\$26,709	\$30,933	\$37,127	0.94
37-2012	Maids and housekeeping cleaners	370	9.46	\$11.95	\$24,860	3.45	\$10.20	\$10.38	\$11.28	\$12.63	\$15.38	\$21,226	\$21,589	\$23,456	\$26,277	\$31,981	0.96
37-2019	Building cleaning workers, all other	#	#	\$12.12	\$25,203	8.41	\$10.41	\$10.79	\$11.41	\$12.04	\$13.74	\$21,654	\$22,434	\$23,736	\$25,037	\$28,581	#
37-3011	Landscaping and groundskeeping workers	390	16.72	\$16.63	\$34,597	4.66	\$10.92	\$12.97	\$15.91	\$20.28	\$23.35	\$22,714	\$26,981	\$33,096	\$42,174	\$48,559	1.04
39-0000	Personal care and service	2,330	11.17	\$13.31	\$27,686	2.80	\$10.21	\$10.56	\$11.39	\$13.44	\$19.07	\$21,230	\$21,968	\$23,695	\$27,959	\$39,666	1.03
39-1021	First-line supervisors of personal service workers	80	22.26	\$20.12	\$41,851	4.15	\$13.75	\$15.55	\$18.04	\$24.91	\$29.89	\$28,610	\$32,334	\$37,522	\$51,803	\$62,180	0.87
39-2011	Animal trainers	#	#	\$12.31	\$25,595	4.18	\$10.20	\$10.45	\$12.38	\$13.86	\$14.78	\$21,225	\$21,729	\$25,744	\$28,825	\$30,736	#
39-2021	Nonfarm animal caretakers	170	28.46	\$12.11	\$25,199	3.61	\$10.36	\$10.69	\$11.24	\$11.83	\$14.65	\$21,544	\$22,232	\$23,380	\$24,608	\$30,468	2.06
39-3091	Amusement and recreation attendants	110	12.87	\$11.94	\$24,831	2.42	\$10.20	\$10.21	\$11.05	\$12.29	\$15.51	\$21,222	\$21,232	\$22,974	\$25,568	\$32,261	0.87
39-4021	Funeral attendants	30	28.74	\$15.39	\$32,003	18.57	\$10.20	\$10.21	\$11.06	\$22.45	\$29.09	\$21,223	\$21,233	\$22,995	\$46,693	\$60,515	#
39-5012	Hairdressers, hairstylists, and cosmetologists	#	#	\$16.24	\$33,787	16.29	\$10.38	\$10.98	\$11.96	\$17.67	\$32.87	\$21,595	\$22,829	\$24,885	\$36,754	\$68,370	#
39-7010	Tour and travel guides	20	30.54	#	#	#	#	#	#	#	#	#	#	#	#	#	#
39-9011	Childcare workers	130	16.46	\$12.68	\$26,376	2.08	\$10.21	\$10.87	\$12.03	\$13.79	\$15.28	\$21,236	\$22,614	\$25,023	\$28,685	\$31,775	0.56
39-9021	Personal care aides	1,310	18.64	\$11.40	\$23,705	1.71	\$10.21	\$10.44	\$11.08	\$11.73	\$13.26	\$21,229	\$21,707	\$23,054	\$24,401	\$27,590	1.43
39-9031	Fitness trainers and aerobics instructors	100	26.84	\$22.39	\$46,561	14.21	\$15.56	\$16.98	\$19.69	\$24.72	\$36.71	\$32,360	\$35,317	\$40,959	\$51,422	\$76,365	0.82
39-9032	Recreation workers	130	44.75	\$16.17	\$33,634	6.55	\$10.32	\$11.73	\$15.75	\$20.66	\$22.70	\$21,470	\$24,405	\$32,766	\$42,963	\$47,218	0.92

Data unavailable

Occupational Code	Occupational Title	Employment Estimate	Employment Percentage Relative Standard Error	Average Hourly Wage	Average Annual Wage	Wage Percentage Relative Standard Error	10th Percentile (Hourly)	25th Percentile (Hourly)	50th Percentile (Hourly)	75th Percentile (Hourly)	90th Percentile (Hourly)	10th Percentile (Annual)	25th Percentile (Annual)	50th Percentile (Annual)	75th Percentile (Annual)	90th Percentile (Annual)	Location Quotients
39-9041	Residential advisors	10	26.94	\$12.44	\$25,884	11.08	\$10.20	\$10.20	\$10.21	\$14.56	\$17.95	\$21,220	\$21,225	\$21,234	\$30,276	\$37,333	#
41-0000	Sales and related	7,220	4.19	\$15.80	\$32,863	3.60	\$10.21	\$10.74	\$11.79	\$16.76	\$26.30	\$21,233	\$22,347	\$24,520	\$34,866	\$54,712	1.20
41-1011	First-line supervisors of retail sales workers	690	8.33	\$22.02	\$45,800	3.02	\$13.95	\$16.29	\$18.76	\$23.65	\$30.01	\$29,023	\$33,890	\$39,023	\$49,189	\$62,411	1.41
41-1012	First-line supervisors of non-retail sales workers	110	20.79	\$24.29	\$50,529	8.73	\$11.55	\$13.53	\$22.40	\$34.03	\$39.44	\$24,029	\$28,140	\$46,597	\$70,789	\$82,045	1.12
41-2011	Cashiers	2,330	5.62	\$11.39	\$23,686	2.06	\$10.21	\$10.47	\$11.10	\$11.74	\$12.74	\$21,230	\$21,771	\$23,098	\$24,425	\$26,506	1.55
41-2021	Counter and rental clerks	280	18.54	\$16.57	\$34,463	4.47	\$10.46	\$11.82	\$14.14	\$19.40	\$26.98	\$21,751	\$24,589	\$29,418	\$40,358	\$56,119	1.61
41-2022	Parts salespersons	110	29.49	\$15.97	\$33,224	3.84	\$11.11	\$12.48	\$14.55	\$17.65	\$23.65	\$23,106	\$25,962	\$30,264	\$36,719	\$49,189	1.05
41-2031	Retail salespersons	1,990	6.29	\$14.11	\$29,347	2.57	\$10.21	\$10.52	\$11.63	\$14.37	\$20.90	\$21,227	\$21,874	\$24,195	\$29,896	\$43,475	1.08
41-3011	Advertising sales agents	#	#	\$33.84	\$70,397	12.12	\$11.37	\$13.84	\$42.53	\$46.67	\$49.25	\$23,651	\$28,797	\$88,467	\$97,072	\$102,445	#
41-3021	Insurance sales agents	150	29.21	\$27.85	\$57,937	13.58	\$12.09	\$19.64	\$26.30	\$31.40	\$37.33	\$25,153	\$40,849	\$54,694	\$65,320	\$77,639	0.89
41-3031	Securities, commodities, and financial services sales agents	100	35.02	\$29.97	\$62,333	12.23	\$14.77	\$18.85	\$24.76	\$35.30	\$47.52	\$30,712	\$39,212	\$51,491	\$73,430	\$98,838	0.59
41-3041	Travel agents	10	27.60	\$18.57	\$38,629	4.87	\$12.64	\$16.21	\$18.31	\$21.55	\$24.79	\$26,283	\$33,709	\$38,075	\$44,818	\$51,557	#
41-3099	Sales representatives, services, all other	320	17.74	\$24.83	\$51,636	9.53	\$10.93	\$13.62	\$19.04	\$32.13	\$47.46	\$22,740	\$28,333	\$39,613	\$66,823	\$98,712	0.75
41-4012	Sales representatives, wholesale and manufacturing, except technical and scientific products	320	22.31	\$26.19	\$54,481	5.32	\$10.20	\$12.72	\$23.01	\$31.61	\$43.01	\$21,225	\$26,451	\$47,858	\$65,740	\$89,462	0.57
41-9021	Real estate brokers	#	#	\$23.07	\$47,995	10.89	\$15.81	\$16.99	\$19.39	\$28.36	\$34.71	\$32,880	\$35,344	\$40,337	\$58,982	\$72,203	#
41-9022	Real estate sales agents	#	#	\$35.51	\$73,865	7.35	\$27.03	\$32.44	\$35.45	\$39.48	\$44.39	\$56,213	\$67,466	\$73,743	\$82,128	\$92,328	#
41-9099	Sales and related workers, all other	#	#	\$22.46	\$46,726	5.05	\$12.09	\$16.68	\$21.89	\$27.24	\$31.43	\$25,139	\$34,692	\$45,529	\$56,661	\$65,366	#
43-0000	Office and administrative support	8,430	4.74	\$17.06	\$35,485	1.43	\$10.63	\$12.09	\$15.55	\$20.27	\$25.48	\$22,108	\$25,144	\$32,353	\$42,170	\$52,991	0.93
43-1011	First-line supervisors of office and administrative support work	460	6.68	\$26.73	\$55,592.00	\$2.37	\$14.85	\$19.87	\$25.13	\$32.17	\$40.65	\$30,879.00	\$41,329.00	\$52,269.00	\$66,912.00	\$84,552.00	0.76
43-2011	Switchboard operators, including answering service	40	0.00	\$12.18	\$25,341	2.72	\$10.41	\$10.78	\$11.38	\$12.52	\$16.36	\$21,657	\$22,413	\$23,673	\$26,047	\$34,031	1.51
43-3021	Billing and posting clerks and machine operators	130	16.92	\$18.66	\$38,819	4.65	\$12.62	\$14.92	\$17.59	\$20.87	\$28.31	\$26,248	\$31,037	\$36,589	\$43,413	\$58,876	0.66
43-3031	Bookkeeping, accounting, and auditing clerks	520	8.93	\$19.08	\$39,687	3.93	\$10.72	\$14.18	\$18.02	\$22.09	\$28	\$22,304	\$29,505	\$37,477	\$45,946	\$57,223	0.83
43-3051	Payroll and timekeeping clerks	40	29.32	\$20.14	\$41,901	6.20	\$10.21	\$16.13	\$18.65	\$25.79	\$29.44	\$21,236	\$33,542	\$38,796	\$53,642	\$61,232	0.69
43-3061	Procurement clerks	30	3.80	\$19.74	\$41,058	3.72	\$14.76	\$16.84	\$20.09	\$21.43	\$25.76	\$30,697	\$35,024	\$41,789	\$44,584	\$53,584	1.09
43-3071	Tellers	270	23.73	\$15.18	\$31,575	4.82	\$11.33	\$12.61	\$14.49	\$17.09	\$20.73	\$23,563	\$26,225	\$30,129	\$35,552	\$43,127	1.37
43-3099	Financial clerks, all other	90	6.10	\$19.65	\$40,865	5.05	\$14.73	\$16.72	\$18.86	\$22.13	\$25.40	\$30,648	\$34,771	\$39,231	\$46,035	\$52,838	7.04
43-4031	Court, municipal, and license clerks	210	0.12	\$18.15	\$37,743	2.00	\$13.33	\$15.93	\$17.93	\$19.68	\$23.70	\$27,723	\$33,143	\$37,294	\$40,944	\$49,304	3.51
43-4051	Customer service representatives	1,000	23.27	\$14.77	\$30,719	2.60	\$10.72	\$11.56	\$13.62	\$15.97	\$19.90	\$22,289	\$24,044	\$28,329	\$33,221	\$41,395	0.84
43-4061	Eligibility interviewers, government programs	140	0.00	\$19.23	\$40,003	3.39	\$16.04	\$16.84	\$18.24	\$19.64	\$25.83	\$33,369	\$35,032	\$37,940	\$40,847	\$53,722	2.53
43-4071	File clerks	60	5.17	\$15.64	\$32,524	3.48	\$10.68	\$12.31	\$15.36	\$18.47	\$21.35	\$22,221	\$25,605	\$31,945	\$38,417	\$44,414	1.28
43-4081	Hotel, motel, and resort desk clerks	160	12.99	\$12.29	\$25,572	5.54	\$10.20	\$10.21	\$11.28	\$13.78	\$16.91	\$21,224	\$21,236	\$23,468	\$28,655	\$35,175	1.50
43-4111	Interviewers, except eligibility and loan	130	13.71	\$16.20	\$33,699	3.72	\$13.14	\$13.93	\$15.25	\$17.82	\$21.75	\$27,322	\$28,974	\$31,719	\$37,075	\$45,237	1.57
43-4131	Loan interviewers and clerks	#	#	\$19.48	\$40,516	5.83	\$13.22	\$16.94	\$20.24	\$22.54	\$23.93	\$27,501	\$35,234	\$42,091	\$46,890	\$49,769	#
43-4161	Human resources assistants, except payroll and timekeeping	30	8.54	\$19.39	\$40,338	3.12	\$14.77	\$16.57	\$18.76	\$22.80	\$24.69	\$30,712	\$34,471	\$39,030	\$47,432	\$51,353	0.65
43-4171	Receptionists and information clerks	500	12.16	\$13.70	\$28,489	3.05	\$10.61	\$11.93	\$13.57	\$15.00	\$17.39	\$22,079	\$24,815	\$28,234	\$31,205	\$36,172	1.17
43-4199	Information and record clerks, all other	240	6.01	\$18.68	\$38,850	1.81	\$13.38	\$15.04	\$18.29	\$22.04	\$24.91	\$27,828	\$31,285	\$38,037	\$45,852	\$51,803	3.71
43-5031	Police, fire, and ambulance dispatchers	80	12.39	\$20.81	\$43,284	2.80	\$16.19	\$18.62	\$21.79	\$24.18	\$24.83	\$33,668	\$38,727	\$45,326	\$50,289	\$51,653	2.12
43-5032	Dispatchers, except police, fire, and ambulance	50	13.44	\$16.28	\$33,859	4.48	\$10.84	\$11.80	\$15.06	\$19.07	\$23.54	\$22,543	\$24,550	\$31,315	\$39,656	\$48,961	0.61
43-5051	Postal service clerks	30	0.00	\$25.88	\$53,826	#	\$20.11	\$21.03	\$28.89	\$28.90	\$29.48	\$41,826	\$43,737	\$60,096	\$60,106	\$61,320	#
43-5052	Postal service mail carriers	150	0.00	\$24.41	\$50,776	#	\$17.28	\$17.79	\$22.42	\$30.05	\$30.05	\$35,952	\$36,999	\$46,634	\$62,495	\$62,503	1.06
43-5053	Postal service mail sorters, processors, and processing machine operators	10	0.00	\$20.49	\$42,615	#	\$17.19	\$17.19	\$17.20	\$28.89	\$29.48	\$35,758	\$35,762	\$35,770	\$60,096	\$61,328	#
43-5061	Production, planning, and expediting clerks	60	8.72	\$27.33	\$56,838	4.03	\$19.24	\$21.06	\$23.91	\$29.38	\$45.28	\$40,027	\$43,805	\$49,738	\$61,118	\$94,180	0.39
43-5071	Shipping, receiving, and traffic clerks	150	14.28	\$15.69	\$32,641	3.75	\$10.82	\$11.75	\$15.34	\$18.79	\$22.26	\$22,514	\$24,431	\$31,899	\$39,089	\$46,301	0.56
43-5081	Stock clerks and order fillers	850	8.78	\$13.90	\$28,911	2.75	\$10.21	\$10.67	\$11.75	\$16.59	\$21.21	\$21,230	\$22,189	\$24,431	\$34,502	\$44,124	1.00
43-5111	Weighers, measurers, checkers, and samplers, recordkeeping	30	19.98	\$17.20	\$35,769	8.12	\$11.03	\$12.30	\$15.21	\$21.73	\$26.82	\$22,948	\$25,587	\$31,643	\$45,195	\$55,779	1.22
43-6011	Executive secretaries and executive administrative assistants	250	8.55	\$24.03	\$49,977	1.58	\$20.20	\$21.15	\$23.32	\$26.44	\$30.28	\$42,009	\$43,984	\$48,505	\$54,988	\$62,972	1.08
43-6012	Legal secretaries	#	#	\$18.33	\$38,123	5.51	\$13.27	\$14.42	\$16.99	\$21.71	\$26.18	\$27,599	\$29,996	\$35,330	\$45,159	\$54,453	#
43-6013	Medical secretaries	270	13.95	\$17.52	\$36,437	4.99	\$12.50	\$14.16	\$16.99	\$20.97	\$23.96	\$26,008	\$29,458	\$35,349	\$43,622	\$49,843	1.12

Data unavailable

Occupational Code	Occupational Title	Employment Estimate	Employment Percentage Relative Standard Error	Average Hourly Wage	Average Annual Wage	Wage Percentage Relative Standard Error	10th Percentile (Hourly)	25th Percentile (Hourly)	50th Percentile (Hourly)	75th Percentile (Hourly)	90th Percentile (Hourly)	10th Percentile (Annual)	25th Percentile (Annual)	50th Percentile (Annual)	75th Percentile (Annual)	90th Percentile (Annual)	Location Quotients
43-6014	Secretaries and administrative assistants, except legal, medical,	880	9.86	\$16.46	\$34,239	2.10	\$10.66	\$12.34	\$15.83	\$20.23	\$23.41	\$22,174	\$25,668	\$32,929	\$42,084	\$48,686	0.98
43-9021	Data entry keyers	50	6.78	\$14.53	\$30,220.00	\$2.79	\$10.32	\$11.68	\$14.49	\$17.66	\$19.07	\$21,466.00	\$24,294.00	\$30,135.00	\$36,725.00	\$39,668.00	0.63
43-9061	Office clerks, general	880	10.41	\$15.71	\$32,675	\$2.95	\$10.21	\$11.04	\$13.71	\$18.44	\$24.78	\$21,229	\$22,966	\$28,515	\$38,346	\$51,549	0.72
43-9071	Office machine operators, except computer	10	18.10	\$15.25	\$31,716	\$2.57	\$11.22	\$12.57	\$14.47	\$15.75	\$15.76	\$23,341	\$26,142	\$30,095	\$32,763	\$32,780	#
43-9199	Office and administrative support workers, all other	40	21.18	\$15.86	\$32,989	6.06	\$10.88	\$11.51	\$13.81	\$21.10	\$23.67	\$22,624	\$23,935	\$28,720	\$43,879	\$49,236	0.55
45-1011	First-line supervisors of farming, fishing, and forestry workers	#	#	\$15.70	\$32,661	4.09	\$12.76	\$13.80	\$15.65	\$17.70	\$18.92	\$26,544	\$28,704	\$32,543	\$36,818	\$39,354	#
47-0000	Construction and extraction	2,780	4.31	\$21.86	\$45,460	2.29	\$12.37	\$14.90	\$20.31	\$27.33	\$34.24	\$25,731	\$30,991	\$42,236	\$56,836	\$71,222	1.13
47-1011	First-line supervisors of construction trades and extraction work	250	12.70	\$31.27	\$65,049	5.84	\$20.14	\$22.75	\$30.03	\$39.00	\$46.19	\$41,891	\$47,311	\$62,463	\$81,123	\$96,075	1.03
47-2031	Carpenters	240	21.11	\$19.49	\$40,541	6.25	\$13.19	\$15.92	\$19.19	\$23.16	\$26.97	\$27,428	\$33,116	\$39,926	\$48,182	\$56,097	0.82
47-2051	Cement masons and concrete finishers	210	27.62	\$17.09	\$35,552	5.88	\$10.21	\$12.52	\$16.16	\$21.33	\$25.65	\$21,229	\$26,038	\$33,621	\$44,371	\$53,361	2.77
47-2061	Construction laborers	530	21.36	\$15.21	\$31,630	3.93	\$11.21	\$12.38	\$14.13	\$17.06	\$21.75	\$23,321	\$25,759	\$29,399	\$35,492	\$45,233	1.27
47-2073	Operating engineers and other construction equipment operators	190	24.79	\$20.32	\$42,266	2.72	\$12.85	\$16.67	\$20.64	\$23.74	\$27.32	\$26,736	\$34,674	\$42,928	\$49,382	\$56,835	1.19
47-2111	Electricians	430	3.06	\$28.41	\$59,092	2.45	\$16.97	\$23.48	\$28.27	\$33.80	\$39.77	\$35,307	\$48,843	\$58,802	\$70,309	\$82,718	1.58
47-2141	Painters, construction and maintenance	30	34.79	\$21.64	\$45,002	3.80	\$14.63	\$17.66	\$22.28	\$25.30	\$28.77	\$30,422	\$36,727	\$46,334	\$52,617	\$59,845	#
47-2151	Pipelayers	20	28.06	\$17.48	\$36,351	4.92	\$13.37	\$14.96	\$16.75	\$18.70	\$23.79	\$27,808	\$31,120	\$34,850	\$38,892	\$49,490	#
47-2152	Plumbers, pipefitters, and steamfitters	220	15.36	\$22.46	\$46,711	5.59	\$14.04	\$17.15	\$24.07	\$27.49	\$30.31	\$29,203	\$35,668	\$50,066	\$57,183	\$63,043	1.21
47-2181	Roofers	90	27.99	\$15.95	\$33,173	5.42	\$11.96	\$13.13	\$14.83	\$17.83	\$21.98	\$24,880	\$27,307	\$30,837	\$37,094	\$45,708	1.70
47-4011	Construction and building inspectors	30	27.95	\$30.48	\$63,397	5.52	\$21.83	\$25.01	\$31.76	\$36.18	\$38.79	\$45,411	\$52,027	\$66,058	\$75,247	\$80,689	#
47-4051	Highway maintenance workers	60	0.00	\$20.56	\$42,774	2.33	\$16.11	\$18.54	\$20.14	\$23.33	\$26.09	\$33,514	\$38,568	\$41,896	\$48,519	\$54,269	0.93
47-4071	Septic tank servicers and sewer pipe cleaners	50	19.44	\$18.00	\$37,438	6.14	\$12.61	\$13.82	\$17.05	\$21.57	\$24.78	\$26,226	\$28,754	\$35,464	\$44,859	\$51,537	4.19
49-0000	Installation, maintenance, and repair	2,650	4.87	\$23.67	\$49,223	3.41	\$11.40	\$15.77	\$22.02	\$30.87	\$37.80	\$23,712	\$32,807	\$45,809	\$64,215	\$78,627	1.14
49-1011	First-line supervisors of mechanics, installers, and repairers	200	10.89	\$34.43	\$71,606	3.73	\$23.02	\$26.92	\$31.42	\$41.70	\$52.15	\$47,885	\$56,003	\$65,345	\$86,746	\$108,468	1.04
49-2011	Computer, automated teller, and office machine repairers	20	30.88	\$21.01	\$43,691	3.62	\$13.64	\$19.91	\$21.90	\$23.89	\$25.90	\$28,371	\$41,410	\$45,551	\$49,691	\$53,881	#
49-2022	Telecommunications equipment installers and repairers, except line installers	160	11.38	\$27.12	\$56,403	5.42	\$19.00	\$21.83	\$27.15	\$32.97	\$36.58	\$39,515	\$45,397	\$56,471	\$68,577	\$76,092	1.65
49-2092	Electric motor, power tool, and related repairers	#	#	\$22.80	\$47,420	20.26	\$10.21	\$17.18	\$20.74	\$27.86	\$30.68	\$21,235	\$35,733	\$43,142	\$57,956	\$63,809	#
49-2098	Security and fire alarm systems installers	20	18.89	\$23.87	\$49,644	7.39	\$16.87	\$19.03	\$23.17	\$27.92	\$33.38	\$35,100	\$39,583	\$48,196	\$58,082	\$69,424	#
49-3011	Aircraft mechanics and service technicians	20	26.89	\$23.18	\$48,211	3.56	\$20.21	\$21.23	\$22.93	\$24.68	\$28.00	\$42,045	\$44,160	\$47,686	\$51,337	\$58,242	#
49-3021	Automotive body and related repairers	40	44.88	\$18.83	\$39,165	6.28	\$11.57	\$14.96	\$19.83	\$22.51	\$24.17	\$24,069	\$31,118	\$41,246	\$46,815	\$50,282	0.75
49-3023	Automotive service technicians and mechanics	340	23.47	\$17.15	\$35,678	4.93	\$10.53	\$11.52	\$16.70	\$21.02	\$26.43	\$21,906	\$23,959	\$34,728	\$43,715	\$54,967	1.27
49-3031	Bus and truck mechanics and diesel engine specialists	110	19.63	\$24.80	\$51,591	3.17	\$14.30	\$17.51	\$23.93	\$32.00	\$37.49	\$29,741	\$36,426	\$49,779	\$66,566	\$77,984	0.96
49-3042	Mobile heavy equipment mechanics, except engines	30	27.49	\$24.99	\$51,973	6.20	\$18.81	\$21.52	\$24.90	\$28.50	\$32.65	\$39,130	\$44,769	\$51,790	\$59,272	\$67,918	#
49-3093	Tire repairers and changers	#	#	\$13.30	\$27,663	3.81	\$10.47	\$11.59	\$13.08	\$14.57	\$16.22	\$21,772	\$24,115	\$27,212	\$30,303	\$33,734	#
49-9012	Control and valve installers and repairers, except mechanical door	60	11.48	#	#	#	#	#	#	#	#	#	#	#	#	#	2.73
49-9021	Heating, air conditioning, and refrigeration mechanics and installers	80	16.62	\$21.58	\$44,894	6.97	\$12.49	\$15.88	\$21.60	\$27.52	\$30.44	\$25,969	\$33,039	\$44,927	\$57,251	\$63,306	0.59
49-9031	Home appliance repairers	40	33.29	\$12.96	\$26,957	11.08	\$10.27	\$10.91	\$11.94	\$14.66	\$17.79	\$21,355	\$22,685	\$24,840	\$30,500	\$37,009	2.93
49-9041	Industrial machinery mechanics	220	8.63	\$30.25	\$62,923	4.07	\$18.77	\$22.47	\$30.97	\$36.57	\$43.99	\$39,045	\$46,746	\$64,416	\$76,066	\$91,506	1.48
49-9051	Electrical power-line installers and repairers	60	43.47	\$34.05	\$70,830	11.20	\$10.52	\$32.44	\$38.64	\$44.01	\$47.73	\$21,877	\$67,470	\$80,376	\$91,531	\$99,287	1.18
49-9071	Maintenance and repair workers, general	760	5.06	\$20.90	\$43,466	6.43	\$11.08	\$13.51	\$18.44	\$26.38	\$35.75	\$23,050	\$28,098	\$38,356	\$54,873	\$74,360	1.32
49-9098	Helpers--installation, maintenance, and repair workers	10	28.53	\$15.01	\$31,214	7.07	\$10.21	\$13.06	\$15.54	\$17.74	\$19.04	\$21,227	\$27,168	\$32,328	\$36,889	\$39,608	#
49-9099	Installation, maintenance, and repair workers, all other	#	#	\$15.40	\$32,036	6.22	\$10.24	\$11.31	\$13.59	\$18.89	\$23.43	\$21,303	\$23,517	\$28,260	\$39,283	\$48,732	#
51-0000	Production	3,480	4.30	\$21.88	\$45,513	3.37	\$12.20	\$15.57	\$19.92	\$25.66	\$34.93	\$25,385	\$32,385	\$41,432	\$53,380	\$72,658	0.92
51-1011	First-line supervisors of production and operating workers	150	5.52	\$43.01	\$89,455	3.41	\$26.95	\$33.36	\$41.16	\$53.78	\$63.22	\$56,047	\$69,394	\$85,623	\$111,864	\$131,490	0.58
51-2028	Electrical, electronic, and electromechanical assemblers, except coil winders, tapers, and finishers	#	#	\$17.26	\$35,905	2.87	\$12.67	\$13.99	\$16.51	\$19.48	\$23.75	\$26,361	\$29,093	\$34,337	\$40,525	\$49,396	#
51-2041	Structural metal fabricators and fitters	80	26.50	\$20.39	\$42,406	6.12	\$15.78	\$16.69	\$18.21	\$20.34	\$33.50	\$32,827	\$34,719	\$37,872	\$42,313	\$69,690	2.62

Data unavailable

Occupational Code	Occupational Title	Employment Estimate	Employment Percentage Relative Standard Error	Average Hourly Wage	Average Annual Wage	Wage Percentage Relative Standard Error	10th Percentile (Hourly)	25th Percentile (Hourly)	50th Percentile (Hourly)	75th Percentile (Hourly)	90th Percentile (Hourly)	10th Percentile (Annual)	25th Percentile (Annual)	50th Percentile (Annual)	75th Percentile (Annual)	90th Percentile (Annual)	Location Quotients
51-2098	Assemblers and fabricators, all other, including team assemblers	#	#	\$16.43	\$34,168	4.66	\$12.85	\$13.93	\$16.20	\$18.47	\$19.84	\$26,722	\$28,978	\$33,688	\$38,420	\$41,259	#
51-3011	Bakers	90	21.81	\$12.26	\$25,505	1.79	\$10.21	\$10.62	\$11.37	\$12.94	\$15.86	\$21,235	\$22,098	\$23,660	\$26,915	\$32,994	1.26
51-3021	Butchers and meat cutters	#	#	\$15.73	\$32,713	2.52	\$10.70	\$12.17	\$14.83	\$18.62	\$22.83	\$22,264	\$25,304	\$30,840	\$38,727	\$47,493	#
51-3092	Food batchmakers	50	34.57	\$14.35	\$29,839	5.19	\$10.63	\$11.25	\$12.30	\$16.61	\$19.77	\$22,106	\$23,410	\$25,584	\$34,555	\$41,116	0.68
51-4041	Machinists	180	12.70	\$21.74	\$45,221	2.11	\$15.70	\$18.48	\$21.98	\$24.84	\$28.53	\$32,661	\$38,429	\$45,717	\$51,669	\$59,347	1.14
51-4051	Metal-refining furnace operators and tenders	90	0.00	\$22.39	\$46,572	2.33	\$16.25	\$17.94	\$21.81	\$26.36	\$29.96	\$33,791	\$37,305	\$45,361	\$54,823	\$62,320	12.66
51-4081	Multiple machine tool setters, operators, and tenders, metal and plastic	10	34.55	\$23.76	\$49,420	7.98	\$19.03	\$19.87	\$21.37	\$22.92	\$23.85	\$39,582	\$41,322	\$44,460	\$47,672	\$49,599	#
51-4121	Welders, cutters, solderers, and brazers	560	6.95	\$23.09	\$48,032	2.88	\$17.42	\$20.49	\$23.12	\$26.65	\$29.78	\$36,243	\$42,613	\$48,094	\$55,422	\$61,940	3.48
51-5112	Printing press operators	30	28.58	\$18.88	\$39,268	12.71	\$11.28	\$14.61	\$18.81	\$23.16	\$26.93	\$23,466	\$30,391	\$39,127	\$48,172	\$56,015	#
51-6011	Laundry and dry-cleaning workers	70	27.63	\$10.91	\$22,696	2.49	\$10.20	\$10.21	\$10.24	\$11.30	\$12.01	\$21,220	\$21,227	\$21,300	\$23,500	\$24,979	0.75
51-6021	Pressers, textile, garment, and related materials	#	#	\$12.08	\$25,120	3.15	\$10.21	\$10.71	\$11.68	\$12.95	\$14.88	\$21,233	\$22,267	\$24,298	\$26,927	\$30,955	#
51-6031	Sewing machine operators	10	38.97	\$12.75	\$26,510	6.13	\$10.75	\$11.56	\$12.78	\$14.12	\$14.92	\$22,357	\$24,037	\$26,581	\$29,364	\$31,035	#
51-8099	Plant and system operators, all other	#	#	\$22.01	\$45,783	15.64	\$10.82	\$11.73	\$18.47	\$30.63	\$40.11	\$22,501	\$24,398	\$38,410	\$63,701	\$83,426	#
51-9012	Separating, filtering, clarifying, precipitating, and still machine setters, operators, and tenders	20	37.89	\$18.30	\$38,060	4.98	\$14.60	\$16.02	\$17.77	\$20.46	\$24.14	\$30,362	\$33,318	\$36,961	\$42,548	\$50,201	#
51-9023	Mixing and blending machine setters, operators, and tenders	20	27.74	\$13.69	\$28,484	3.39	\$10.20	\$12.41	\$13.76	\$15.16	\$17.63	\$21,226	\$25,816	\$28,631	\$31,534	\$36,672	#
51-9061	Inspectors, testers, sorters, samplers, and weighers	230	3.16	\$24.46	\$50,887	4.48	\$17.41	\$19.86	\$22.73	\$28.59	\$35.37	\$36,220	\$41,310	\$47,269	\$59,472	\$73,561	1.00
51-9111	Packaging and filling machine operators and tenders	#	#	\$16.53	\$34,377	2.92	\$12.10	\$13.37	\$15.16	\$18.19	\$22.60	\$25,176	\$27,818	\$31,538	\$37,839	\$47,012	#
51-9122	Painters, transportation equipment	20	21.29	\$25.04	\$52,091	9.41	\$12.09	\$15.92	\$18.42	\$36.79	\$47.60	\$25,144	\$33,115	\$38,321	\$76,518	\$99,003	#
53-0000	Transportation and material moving	3,280	6.47	\$17.73	\$36,871	3.53	\$10.21	\$11.68	\$16.34	\$21.24	\$25.24	\$21,234	\$24,294	\$33,995	\$44,177	\$52,489	0.77
53-1048	Machine supervisors of transportation and material moving workers, except aircraft cargo handling workers	110	9.87	\$27.49	\$57,188	5.99	\$11.99	\$17.61	\$24.09	\$34.81	\$49.33	\$24,937	\$36,625	\$50,103	\$72,407	\$102,613	0.63
53-2012	Commercial pilots	100	30.79	#	\$84,528	3.88	#	#	#	#	#	\$70,102	\$75,079	\$83,435	\$95,632	\$103,673	6.63
53-3022	Bus drivers, school or special client	100	30.38	\$12.03	\$25,028	4.19	\$10.21	\$10.59	\$11.45	\$12.40	\$15.36	\$21,231	\$22,019	\$23,813	\$25,794	\$31,948	0.49
53-3031	Driver/sales workers	360	34.88	\$14.36	\$29,874	10.27	\$10.20	\$10.21	\$12.66	\$17.14	\$22.25	\$21,223	\$21,233	\$26,328	\$35,650	\$46,280	2.11
53-3032	Heavy and tractor-trailer truck drivers	480	13.76	\$20.93	\$43,531	2.59	\$14.51	\$17.28	\$20.52	\$23.30	\$27.91	\$30,182	\$35,945	\$42,678	\$48,461	\$58,050	0.65
53-3033	Light truck or delivery services drivers	410	13.62	\$17.42	\$36,240	4.81	\$10.24	\$11.49	\$16.68	\$21.07	\$25.74	\$21,300	\$23,894	\$34,699	\$43,826	\$53,541	1.08
53-3041	Taxi drivers and chauffeurs	50	3.14	\$11.67	\$24,265	3.34	\$10.27	\$10.68	\$11.36	\$12.01	\$13.78	\$21,365	\$22,211	\$23,621	\$24,987	\$28,659	0.53
53-3099	Motor vehicle operators, all other	#	#	\$12.66	\$26,327	16.15	\$10.20	\$10.20	\$10.21	\$12.48	\$20.88	\$21,219	\$21,224	\$21,231	\$25,949	\$43,430	#
53-6021	Parking lot attendants	#	#	\$11.45	\$23,818	3.91	\$10.35	\$10.75	\$11.41	\$12.04	\$12.71	\$21,529	\$22,355	\$23,732	\$25,043	\$26,441	#
53-6031	Automotive and watercraft service attendants	50	30.90	\$13.84	\$28,797	3.17	\$10.62	\$11.24	\$12.43	\$16.66	\$18.84	\$22,091	\$23,373	\$25,848	\$34,651	\$39,180	1.08
53-7051	Industrial truck and tractor operators	240	14.32	\$17.08	\$35,527	2.78	\$12.02	\$13.39	\$16.88	\$21.02	\$23.22	\$25,005	\$27,847	\$35,116	\$43,732	\$48,295	0.94
53-7061	Cleaners of vehicles and equipment	60	37.47	\$11.37	\$23,648	2.91	\$10.24	\$10.53	\$11.02	\$11.51	\$11.95	\$21,302	\$21,912	\$22,928	\$23,944	\$24,849	0.40
53-7062	Laborers and freight, stock, and material movers, hand	730	12.59	\$16.25	\$33,800	7.19	\$10.35	\$11.95	\$16.38	\$20.32	\$22.55	\$21,518	\$24,856	\$34,073	\$42,273	\$46,900	0.61
53-7064	Packers and packagers, hand	150	2.17	\$13.27	\$27,592	3.09	\$10.20	\$10.21	\$12.99	\$15.85	\$17.59	\$21,224	\$21,235	\$27,019	\$32,976	\$36,590	0.55
53-7199	Material moving workers, all other	60	13.06	\$17.89	\$37,214	4.23	\$15.42	\$15.49	\$17.80	\$20.12	\$20.96	\$32,063	\$32,212	\$37,018	\$41,848	\$43,596	5.22

Occupational Code	Occupational Title	Employment Estimate	Employment Percentage Relative Standard Error	Average Hourly Wage	Average Annual Wage	Wage Percentage Relative Standard Error	10th Percentile (Hourly)	25th Percentile (Hourly)	50th Percentile (Hourly)	75th Percentile (Hourly)	90th Percentile (Hourly)	10th Percentile (Annual)	25th Percentile (Annual)	50th Percentile (Annual)	75th Percentile (Annual)	90th Percentile (Annual)	Location Quotients
00-0000	Total all occupations	67,750	2.80	\$19.63	\$40,839	1.36	\$10.38	\$11.59	\$15.66	\$22.76	\$33.12	\$21,587	\$24,107	\$32,568	\$47,336	\$68,888	1.00
11-0000	Management	2,290	3.99	\$40.43	\$84,089	2.59	\$19.43	\$25.32	\$35.32	\$47.73	\$66.91	\$40,412	\$52,664	\$73,461	\$99,277	\$139,167	0.64
11-1011	Chief executives	70	10.33	\$50.28	\$104,578	4.52	\$33.78	\$38.93	\$47.15	\$59.14	\$74.75	\$70,254	\$80,969	\$98,078	\$123,002	\$155,483	0.78
11-1021	General and operations managers	900	8.07	\$42.99	\$89,411	4.90	\$13.88	\$22.68	\$35.68	\$51.63	\$78.63	\$28,866	\$47,179	\$74,221	\$107,385	\$163,560	0.84
11-1031	Legislators	110	11.04	#	\$48,162	2.12	#	#	#	#	#	\$39,254	\$43,374	\$48,071	\$54,054	\$61,305	4.67
11-2021	Marketing managers	10	29.79	\$62.98	\$130,991	16.37	\$34.40	\$38.39	\$46.35	\$74.56	#	\$71,562	\$79,843	\$96,410	\$155,095	#	#
11-2022	Sales managers	20	34.83	#	#	#	#	#	#	#	#	#	#	#	#	#	#
11-3011	Administrative services managers	30	16.42	\$39.67	\$82,513	2.70	\$26.07	\$32.38	\$37.97	\$46.29	\$56.71	\$54,217	\$67,344	\$78,975	\$96,275	\$117,962	0.26
11-3021	Computer and information systems managers	30	14.29	\$44.39	\$92,339	5.05	\$33.78	\$36.59	\$40.60	\$47.62	\$61.67	\$70,256	\$76,104	\$84,448	\$99,044	\$128,268	#
11-3031	Financial managers	80	23.39	\$56.26	\$117,028	4.71	\$27.71	\$42.43	\$56.95	\$70.98	\$78.14	\$57,627	\$88,249	\$118,452	\$147,634	\$162,529	0.28
11-3051	Industrial production managers	40	35.87	\$52.53	\$109,259	5.47	\$33.50	\$41.94	\$48.58	\$58.69	\$80.22	\$69,677	\$87,227	\$101,054	\$122,077	\$166,849	0.52
11-3121	Human resources managers	20	21.82	\$39.53	\$82,223	7.21	\$21.75	\$26.47	\$37.90	\$53.69	\$59.22	\$45,245	\$55,056	\$78,838	\$111,665	\$123,188	#
11-9021	Construction managers	70	24.26	\$41.96	\$87,268	11.77	\$24.79	\$30.93	\$39.05	\$45.39	\$49.86	\$51,567	\$64,325	\$81,224	\$94,405	\$103,712	0.53
11-9031	Education administrators, preschool and childcare center/program	30	33.30	\$24.74	\$51,454	3.25	\$19.79	\$21.35	\$23.92	\$27.40	\$29.94	\$41,156	\$44,418	\$49,751	\$57,002	\$62,276	1.37
11-9032	Education administrators, elementary and secondary school	210	2.89	#	\$73,659	3.06	#	#	#	#	#	\$52,028	\$63,856	\$73,525	\$85,464	\$97,719	1.74
11-9039	Education administrators, all other	10	44.37	\$36.21	\$75,317	4.28	\$30.32	\$31.91	\$34.68	\$37.44	\$50.72	\$63,060	\$66,378	\$72,131	\$77,884	\$105,500	#
11-9051	Food service managers	10	33.93	\$27.87	\$57,972	2.59	\$24.91	\$25.98	\$27.70	\$29.41	\$30.63	\$51,822	\$54,039	\$57,606	\$61,174	\$63,702	#
11-9081	Lodging managers	#	#	\$22.78	\$47,378	8.84	\$19.42	\$20.30	\$21.76	\$23.23	\$24.32	\$40,400	\$42,225	\$45,268	\$48,311	\$50,587	#
11-9111	Medical and health services managers	180	7.65	\$42.91	\$89,246	4.31	\$25.91	\$30.08	\$38.24	\$48.35	\$61.76	\$53,891	\$62,561	\$79,541	\$100,576	\$128,471	1.05
11-9121	Natural sciences managers	20	20.15	\$48.88	\$101,672	2.86	\$38.81	\$42.33	\$47.55	\$56.17	\$60.47	\$80,720	\$88,056	\$98,902	\$116,844	\$125,776	#
11-9131	Postmasters and mail superintendents	50	0.00	\$29.38	\$61,119	1.19	\$16.85	\$25.65	\$31.29	\$34.25	\$36.36	\$35,038	\$53,362	\$65,094	\$71,230	\$75,629	7.76
11-9141	Property, real estate, and community association managers	#	#	\$36.40	\$75,717	18.03	\$20.59	\$22.44	\$26.12	\$43.66	\$54.64	\$42,837	\$46,674	\$54,336	\$90,821	\$113,655	#
11-9151	Social and community service managers	110	12.64	\$30.74	\$63,931	4.92	\$14.57	\$24.27	\$29.75	\$38.25	\$45.09	\$30,307	\$50,481	\$61,885	\$79,565	\$93,779	1.64
11-9161	Emergency management directors	10	28.34	\$24.04	\$49,996	10.00	\$10.21	\$15.48	\$20.98	\$25.09	\$36.62	\$21,230	\$32,208	\$43,629	\$52,191	\$76,172	#
11-9199	Managers, all other	140	6.49	\$36.81	\$76,567	3.92	\$18.22	\$24.09	\$33.56	\$49.20	\$61.70	\$37,902	\$50,117	\$69,800	\$102,334	\$128,338	0.64
13-0000	Business and financial operations	2,130	6.01	\$29.34	\$61,026	2.88	\$14.37	\$19.71	\$25.55	\$35.87	\$48.51	\$29,883	\$40,998	\$53,134	\$74,619	\$100,893	0.59
13-1020	Buyers and purchasing agents	90	9.48	\$23.96	\$49,834	4.65	\$13.37	\$15.81	\$21.23	\$30.79	\$38.34	\$27,810	\$32,879	\$44,158	\$64,033	\$79,756	0.45
13-1031	Claims adjusters, examiners, and investigators	20	29.63	\$29.02	\$60,353	4.94	\$19.88	\$22.19	\$29.43	\$34.34	\$36.31	\$41,355	\$46,149	\$61,222	\$71,427	\$75,525	#
13-1041	Compliance officers, except agriculture, construction, health and safety, and transportation	140	12.15	\$23.60	\$49,087	4.10	\$10.21	\$14.78	\$23.09	\$29.92	\$36.62	\$21,235	\$30,735	\$48,024	\$62,238	\$76,167	0.98
13-1051	Cost estimators	50	41.24	\$27.24	\$56,651	16.70	\$14.14	\$19.30	\$23.32	\$37.29	\$45.88	\$29,410	\$40,154	\$48,508	\$77,560	\$95,425	0.46
13-1071	Human resources specialists	190	10.71	\$27.08	\$56,336	3.48	\$15.07	\$17.97	\$25.21	\$34.30	\$44.55	\$31,346	\$37,370	\$52,433	\$71,339	\$92,671	0.69
13-1081	Logisticians	20	16.11	\$31.14	\$64,765	6.71	\$16.79	\$18.75	\$24.81	\$43.24	\$48.62	\$34,929	\$38,998	\$51,596	\$89,938	\$101,122	#
13-1111	Management analysts	30	27.90	\$39.10	\$81,335	10.82	\$23.23	\$27.20	\$37.77	\$45.86	\$66.01	\$48,315	\$56,582	\$78,569	\$95,381	\$137,303	0.10
13-1131	Fundraisers	10	21.49	\$23.99	\$49,891	9.68	\$14.04	\$20.56	\$23.88	\$28.81	\$32.31	\$29,211	\$42,764	\$49,667	\$59,934	\$67,203	#
13-1141	Compensation, benefits, and job analysis specialists	20	18.35	\$18.49	\$38,449	6.99	\$11.07	\$12.35	\$14.43	\$25.69	\$34.34	\$23,018	\$25,690	\$30,006	\$53,445	\$71,426	#
13-1151	Training and development specialists	60	19.37	\$24.92	\$51,842	5.75	\$14.93	\$18.49	\$23.97	\$31.86	\$36.30	\$31,061	\$38,466	\$49,854	\$66,261	\$75,500	0.45
13-1161	Market research analysts and marketing specialists	100	16.55	\$32.16	\$66,891	8.68	\$18.54	\$21.42	\$26.26	\$37.34	\$65.66	\$38,556	\$44,545	\$54,623	\$77,666	\$136,575	0.33
13-1199	Business operations specialists, all other	490	13.67	\$32.75	\$68,119	7.37	\$15.10	\$21.22	\$27.23	\$39.43	\$55.16	\$31,416	\$44,133	\$56,645	\$82,008	\$114,741	0.99
13-2011	Accountants and auditors	520	7.66	\$27.05	\$56,262	3.18	\$15.15	\$19.81	\$24.68	\$33.34	\$41.37	\$31,522	\$41,197	\$51,338	\$69,337	\$86,053	0.88
13-2021	Appraisers and assessors of real estate	90	27.47	\$19.16	\$39,847	10.58	\$10.21	\$13.35	\$16.78	\$22.38	\$28.59	\$21,233	\$27,773	\$34,897	\$46,559	\$59,472	3.47
13-2053	Insurance underwriters	#	#	\$27.27	\$56,729.00	\$2.59	\$20.80	\$23.89	\$27.12	\$30.43	\$35.27	\$43,274.00	\$49,686.00	\$56,420.00	\$63,288.00	\$73,363.00	#
13-2061	Financial examiners	#	#	\$36.00	\$74,883	6.93	\$20.59	\$25.21	\$38.07	\$44.85	\$48.94	\$42,830	\$52,447	\$79,185	\$93,298	\$101,802	#
13-2072	Loan officers	190	26.25	\$37.07	\$77,105	8.54	\$21.01	\$25.13	\$34.73	\$50.74	\$57.58	\$43,708	\$52,277	\$72,236	\$105,540	\$119,776	1.33
13-2099	Financial specialists, all other	10	28.96	\$25.22	\$52,448	9.29	\$16.25	\$17.64	\$25.12	\$28.65	\$31.44	\$33,796	\$36,688	\$52,256	\$59,602	\$65,400	#
15-0000	Computer and mathematical	420	5.46	\$27.61	\$57,423	2.59	\$15.75	\$19.76	\$24.65	\$34.60	\$43.86	\$32,757	\$41,103	\$51,279	\$71,968	\$91,231	0.20
15-1121	Computer systems analysts	20	31.31	\$50.49	\$105,017	5.20	\$23.15	\$33.46	\$52.21	\$64.06	\$82.92	\$48,153	\$69,600	\$108,587	\$133,237	\$172,482	#
15-1132	Software developers, applications	20	38.25	\$25.95	\$53,976	7.45	\$20.66	\$22.21	\$24.55	\$29.33	\$34.97	\$42,973	\$46,189	\$51,072	\$61,002	\$72,734	#
15-1134	Web developers	20	33.20	\$22.01	\$45,779	15.65	\$10.21	\$13.12	\$20.44	\$25.77	\$43.23	\$21,236	\$27,298	\$42,516	\$53,594	\$89,919	#
15-1141	Database administrators	10	24.78	\$26.61	\$55,357	9.73	\$18.45	\$21.14	\$24.54	\$29.83	\$40.93	\$38,384	\$43,967	\$51,040	\$62,051	\$85,126	#
15-1142	Network and computer systems administrators	140	9.52	\$31.16	\$64,803	2.63	\$20.04	\$23.78	\$30.26	\$38.25	\$45.70	\$41,676	\$49,466	\$62,932	\$79,551	\$95,048	0.79

Data unavailable

Occupational Code	Occupational Title	Employment Estimate	Employment Percentage Relative Standard Error	Average Hourly Wage	Average Annual Wage	Wage Percentage Relative Standard Error	10th Percentile (Hourly)	25th Percentile (Hourly)	50th Percentile (Hourly)	75th Percentile (Hourly)	90th Percentile (Hourly)	10th Percentile (Annual)	25th Percentile (Annual)	50th Percentile (Annual)	75th Percentile (Annual)	90th Percentile (Annual)	Location Quotients
15-1151	Computer user support specialists	150	9.09	\$22.04	\$45,833	3.16	\$14.03	\$16.93	\$20.79	\$24.75	\$34.49	\$29,190	\$35,212	\$43,244	\$51,473	\$71,742	0.50
15-1199	Computer, all other	20	28.79	\$34.93	\$72,654	4.67	\$17.07	\$28.99	\$37.43	\$42.34	\$47.10	\$35,512	\$60,297	\$77,845	\$88,063	\$97,975	#
17-0000	Architecture and engineering	350	10.85	\$36.59	\$76,107	4.27	\$19.25	\$24.04	\$32.38	\$44.74	\$57.05	\$40,041	\$50,012	\$67,343	\$93,064	\$118,670	0.29
17-1021	Cartographers and photogrammetrists	#	#	\$46.81	\$97,360	10.49	\$17.24	\$24.14	\$49.73	\$63.14	\$73.50	\$35,859	\$50,215	\$103,440	\$131,327	\$152,890	#
17-1022	Surveyors	40	35.28	\$25.21	\$52,429	4.36	\$20.30	\$21.86	\$24.47	\$28.83	\$31.88	\$42,222	\$45,476	\$50,900	\$59,956	\$66,312	1.91
17-2051	Civil engineers	60	11.14	\$40.06	\$83,322	2.31	\$27.86	\$31.90	\$41.13	\$47.23	\$53.38	\$57,939	\$66,352	\$85,541	\$98,232	\$111,035	0.39
17-2071	Electrical engineers	20	27.38	\$42.80	\$89,015	6.65	\$25.73	\$34.52	\$44.30	\$49.92	\$60.31	\$53,521	\$71,804	\$92,136	\$103,829	\$125,449	#
17-2112	Industrial engineers	10	21.92	\$43.52	\$90,525	6.82	\$33.00	\$35.73	\$41.71	\$51.02	\$59.58	\$68,645	\$74,312	\$86,756	\$106,117	\$123,922	#
17-2141	Mechanical engineers	10	22.57	\$43.63	\$90,755	5.11	\$32.22	\$39.64	\$44.15	\$48.67	\$56.08	\$67,028	\$82,452	\$91,823	\$101,231	\$116,636	#
17-2171	Petroleum engineers	20	21.03	\$87.41	\$181,822.00	\$10.75	\$41.71	\$51.53	\$71.27	#	#	\$86,763.00	\$107,177.00	\$148,237.00	#	#	#
17-3022	Civil engineering technicians	#	#	\$25.98	\$54,028	6.63	\$13.96	\$21.90	\$24.99	\$32.17	\$35.97	\$29,035	\$45,552	\$51,979	\$66,914	\$74,822	#
17-3023	Electrical and electronics engineering technicians	20	42.64	\$31.82	\$66,189	3.28	\$20.79	\$23.47	\$29.46	\$40.78	\$46.16	\$43,242	\$48,823	\$61,284	\$84,816	\$96,009	#
17-3031	Surveying and mapping technicians	#	#	\$22.21	\$46,203	5.18	\$17.02	\$20.04	\$22.25	\$24.46	\$28.41	\$35,391	\$41,683	\$46,284	\$50,885	\$59,092	#
19-0000	Life, physical, and social science	510	4.48	\$28.22	\$58,689	1.93	\$14.35	\$19.88	\$26.53	\$35.27	\$40.89	\$29,840	\$41,360	\$55,187	\$73,362	\$85,051	0.94
19-1013	Soil and plant scientists	30	36.64	\$26.60	\$55,319	10.75	\$14.47	\$18.13	\$24.28	\$30.69	\$39.52	\$30,100	\$37,707	\$50,511	\$63,842	\$82,203	#
19-1023	Zoologists and wildlife biologists	50	0.00	\$32.86	\$68,346	1.43	\$27.22	\$28.89	\$31.99	\$36.28	\$40.71	\$56,618	\$60,102	\$66,539	\$75,473	\$84,677	5.98
19-1029	Biological scientists, all other	30	0.00	\$30.11	\$62,631	1.76	\$12.79	\$25.13	\$32.00	\$36.30	\$44.68	\$26,593	\$52,281	\$66,560	\$75,509	\$92,937	#
19-1031	Conservation scientists	70	7.58	\$31.83	\$66,206	1.16	\$21.99	\$25.95	\$31.38	\$38.26	\$41.15	\$45,749	\$53,967	\$65,261	\$79,587	\$85,595	6.49
19-2041	Environmental scientists and specialists, including health	10	42.69	\$36.94	\$76,827	21.60	\$17.39	\$20.25	\$34.84	\$50.63	\$60.39	\$36,178	\$42,118	\$72,469	\$105,312	\$125,613	#
19-2042	Geoscientists, except hydrologists and geographers	10	37.61	\$48.92	\$101,764	6.45	\$33.33	\$36.98	\$38.83	\$52.62	\$91.46	\$69,333	\$76,909	\$80,766	\$109,451	\$190,228	#
19-2043	Hydrologists	#	#	\$31.23	\$64,964	6.67	\$18.66	\$24.81	\$33.50	\$37.84	\$39.85	\$38,811	\$51,606	\$69,687	\$78,704	\$82,884	#
19-3031	Clinical, counseling, and school psychologists	30	15.31	#	#	#	#	#	#	#	#	#	#	#	#	#	0.67
19-3051	Urban and regional planners	#	#	\$24.24	\$50,414	5.31	\$15.24	\$17.14	\$24.14	\$31.60	\$36.31	\$31,706	\$35,659	\$50,216	\$65,724	\$75,514	#
19-4021	Biological technicians	50	0.00	\$19.92	\$41,440	1.45	\$11.06	\$16.05	\$20.93	\$22.45	\$27.33	\$23,015	\$33,390	\$43,534	\$46,686	\$56,836	1.38
19-4091	Environmental science and protection technicians, including health	30	2.55	\$23.95	\$49,810	2.37	\$19.65	\$21.24	\$23.39	\$26.43	\$28.78	\$40,876	\$44,188	\$48,653	\$54,984	\$59,867	2.27
19-4093	Forest and conservation technicians	80	0.00	\$19.49	\$40,539	1.31	\$12.79	\$14.35	\$17.90	\$23.20	\$28.63	\$26,598	\$29,839	\$37,222	\$48,264	\$59,555	5.69
21-0000	Community and social services	2,020	5.61	\$20.29	\$42,210	3.11	\$11.07	\$13.87	\$19.14	\$24.61	\$30.24	\$23,023	\$28,854	\$39,810	\$51,197	\$62,893	1.99
21-1012	Educational, guidance, school, and vocational counselors	190	10.80	\$21.38	\$44,462	2.93	\$15.68	\$17.97	\$21.25	\$24.53	\$28.66	\$32,624	\$37,381	\$44,203	\$51,025	\$59,607	1.43
21-1015	Rehabilitation counselors	30	19.35	\$26.68	\$55,497	5.57	\$12.99	\$15.45	\$24.11	\$33.09	\$42.90	\$27,011	\$32,138	\$50,146	\$68,837	\$89,233	0.68
21-1018	Substance abuse, behavioral disorder, and mental health counselors	250	13.51	\$24.21	\$50,364	3.32	\$16.31	\$19.58	\$24.02	\$28.61	\$32.19	\$33,933	\$40,723	\$49,965	\$59,502	\$66,959	2.01
21-1021	Child, family, and school social workers	410	11.63	\$20.17	\$41,948	4.16	\$11.70	\$14.59	\$19.20	\$23.94	\$30.82	\$24,340	\$30,347	\$39,939	\$49,785	\$64,106	2.71
21-1022	Healthcare social workers	80	11.55	\$21.57	\$44,863	4.28	\$15.74	\$17.08	\$19.20	\$23.68	\$31.28	\$32,740	\$35,522	\$39,928	\$49,255	\$65,056	1.08
21-1023	Mental health and substance abuse social workers	40	20.51	\$17.50	\$36,409	4.70	\$12.45	\$13.68	\$16.12	\$20.05	\$24.62	\$25,903	\$28,445	\$33,537	\$41,697	\$51,199	0.78
21-1029	Social workers, all other	70	20.66	\$19.51	\$40,581	2.43	\$14.22	\$16.02	\$17.85	\$22.91	\$28.88	\$29,580	\$33,313	\$37,131	\$47,646	\$60,077	2.67
21-1091	Health educators	40	36.92	\$27.06	\$56,294	4.21	\$17.66	\$21.20	\$25.71	\$31.74	\$40.39	\$36,733	\$44,102	\$53,483	\$66,027	\$84,003	1.27
21-1093	Social and human service assistants	190	9.00	\$19.38	\$40,314	7.34	\$11.78	\$13.53	\$16.26	\$19.98	\$23.77	\$24,500	\$28,148	\$33,830	\$41,562	\$49,442	1.04
21-1094	Community health workers	110	34.81	\$16.94	\$35,232.00	\$4.23	\$12.17	\$13.32	\$15.66	\$19.16	\$23.90	\$25,318.00	\$27,716.00	\$32,581.00	\$39,860.00	\$49,714.00	4.05
21-1099	Community and social service specialists, all other	380	22.86	\$13.93	\$28,977	3.91	\$10.21	\$10.58	\$11.51	\$14.49	\$22.90	\$21,230	\$22,002	\$23,941	\$30,133	\$47,626	8.32
21-2011	Clergy	20	38.61	\$24.80	\$51,591	7.35	\$17.14	\$22.13	\$26.26	\$28.56	\$29.94	\$35,642	\$46,022	\$54,627	\$59,412	\$62,283	#
23-0000	Legal	500	21.60	#	#	#	#	#	#	#	#	#	#	#	#	#	0.94
23-1023	Judges, magistrate judges, and magistrates	50	17.31	\$71.88	\$149,507	1.42	\$66.97	\$76.23	\$76.24	\$79.66	\$79.67	\$139,308	\$158,558	\$158,571	\$165,696	\$165,708	4.11
23-2011	Paralegals and legal assistants	90	45.62	\$20.09	\$41,782	5.75	\$12.64	\$14.79	\$18.46	\$25.66	\$29.85	\$26,297	\$30,773	\$38,388	\$53,382	\$62,087	0.60
23-2093	Title examiners, abstractors, and searchers	#	#	\$23.21	\$48,267	12.24	\$14.16	\$20.31	\$22.49	\$24.68	\$35.01	\$29,446	\$42,241	\$46,785	\$51,330	\$72,813	#
23-2099	Legal support workers, all other	40	22.25	\$24.88	\$51,753	2.56	\$12.06	\$17.78	\$23.95	\$32.71	\$34.62	\$25,087	\$36,981	\$49,825	\$68,030	\$72,015	1.85
25-0000	Education, training, and library	5,570	1.44	\$19.38	\$40,320	3.01	\$11.54	\$14.79	\$18.15	\$22.86	\$28.41	\$23,998	\$30,762	\$37,754	\$47,554	\$59,096	1.36
25-1011	Business teachers, postsecondary	50	23.36	#	\$71,897	6.14	#	#	#	#	#	\$36,680	\$55,607	\$72,997	\$84,629	\$105,305	1.26
25-1072	Nursing instructors and teachers, postsecondary	#	#	#	\$61,951.00	\$2.71	#	#	#	#	#	\$38,239.00	\$48,977.00	\$58,392.00	\$70,697.00	\$85,766.00	#
25-1194	Vocational education teachers, postsecondary	120	5.18	\$26.66	\$55,462	3.12	\$19.87	\$24.01	\$27.33	\$29.05	\$32.62	\$41,330	\$49,934	\$56,842	\$60,422	\$67,845	2.25
25-2011	Preschool teachers, except special education	320	15.94	\$16.44	\$34,193	6.83	\$11.80	\$13.44	\$16.01	\$18.92	\$22.55	\$24,551	\$27,948	\$33,297	\$39,348	\$46,906	1.61
25-2012	Kindergarten teachers, except special education	150	4.29	#	\$41,153	5.22	#	#	#	#	#	\$31,843	\$34,042	\$37,620	\$47,311	\$57,477	2.41

Data unavailable

Occupational Code	Occupational Title	Employment Estimate	Employment Percentage Relative Standard Error	Average Hourly Wage	Average Annual Wage	Wage Percentage Relative Standard Error	10th Percentile (Hourly)	25th Percentile (Hourly)	50th Percentile (Hourly)	75th Percentile (Hourly)	90th Percentile (Hourly)	10th Percentile (Annual)	25th Percentile (Annual)	50th Percentile (Annual)	75th Percentile (Annual)	90th Percentile (Annual)	Location Quotients
25-2021	Elementary school teachers, except special education	1,110	2.34	#	\$41,045	2.08	#	#	#	#	#	\$31,499	\$34,437	\$39,099	\$47,053	\$54,376	1.68
25-2022	Middle school teachers, except special and career/technical educa	510	8.26	#	\$42,010	4.80	#	#	#	#	#	\$31,490	\$34,595	\$39,661	\$47,716	\$56,833	1.78
25-2023	Career/technical education teachers, middle school	10	29.98	#	\$43,171	5.01	#	#	#	#	#	\$35,808	\$40,362	\$44,113	\$47,705	\$49,860	#
25-2031	Secondary school teachers, except special and career/technical ed	850	9.91	#	\$40,880	2.37	#	#	#	#	#	\$31,490	\$34,710	\$39,877	\$46,850	\$51,614	1.73
25-2032	Career/technical education teachers, secondary school	70	16.01	#	\$42,118	2.87	#	#	#	#	#	\$32,504	\$35,617	\$40,802	\$47,238	\$52,566	2.01
25-2051	Special education teachers, preschool	10	0.00	#	\$46,669	3.05	#	#	#	#	#	\$34,674	\$39,364	\$47,384	\$54,880	\$59,704	#
25-2052	Special education teachers, kindergarten and elementary school	190	1.95	#	\$44,270	2.63	#	#	#	#	#	\$33,073	\$37,062	\$43,277	\$49,965	\$58,564	2.14
25-2053	Special education teachers, middle school	60	11.78	#	\$44,223	2.82	#	#	#	#	#	\$33,724	\$37,131	\$43,130	\$49,482	\$57,115	1.34
25-2054	Special education teachers, secondary school	90	14.46	#	\$42,954	3.83	#	#	#	#	#	\$33,575	\$36,244	\$40,506	\$47,083	\$52,515	1.32
25-3011	Adult basic and secondary education and literacy teachers and ins	#	#	\$17.31	\$36,009	3.14	\$10.47	\$11.28	\$15.37	\$19.78	\$27.84	\$21,770	\$23,459	\$31,972	\$41,137	\$57,914	#
25-3021	Self-enrichment education teachers	#	#	\$17.07	\$35,504	2.93	\$12.27	\$13.78	\$16.84	\$20.67	\$23.24	\$25,522	\$28,655	\$35,027	\$42,998	\$48,337	#
25-3097	Teachers and instructors, all other, except substitute teachers	30	31.60	#	\$40,791	4.65	#	#	#	#	#	\$28,370	\$33,178	\$39,130	\$48,724	\$57,254	0.22
25-4021	Librarians	50	11.80	\$21.33	\$44,375	3.22	\$14.77	\$16.61	\$19.53	\$26.19	\$30.90	\$30,727	\$34,558	\$40,630	\$54,466	\$64,271	0.86
25-4031	Library technicians	150	4.65	\$13.88	\$28,866	3.29	\$10.62	\$11.33	\$13.14	\$16.22	\$18.50	\$22,089	\$23,570	\$27,324	\$33,745	\$38,484	3.59
25-9031	Instructional coordinators	50	21.50	\$22.18	\$46,129	3.64	\$14.27	\$17.31	\$20.94	\$23.92	\$34.49	\$29,690	\$35,996	\$43,562	\$49,761	\$71,742	0.69
25-9041	Teacher assistants	1,020	5.09	#	\$26,155	1.77	#	#	#	#	#	\$21,669	\$22,745	\$24,562	\$28,635	\$33,237	1.64
25-9099	Education, training, and library workers, all other	40	15.43	\$20.75	\$43,150	3.94	\$15.73	\$17.18	\$19.54	\$22.65	\$24.82	\$32,728	\$35,726	\$40,645	\$47,121	\$51,628	0.73
27-0000	Arts, design, entertainment, sports, and media	470	10.86	\$19.60	\$40,768	8.33	\$10.69	\$12.04	\$16.05	\$22.47	\$30.72	\$22,231	\$25,044	\$33,388	\$46,737	\$63,898	0.51
27-1023	Floral designers	30	21.91	\$11.95	\$24,863	5.77	\$10.21	\$10.59	\$11.34	\$12.09	\$15.80	\$21,233	\$22,026	\$23,585	\$25,156	\$32,861	#
27-1024	Graphic designers	30	32.81	\$23.94	\$49,789	22.11	\$11.41	\$14.27	\$18.39	\$24.13	\$55.75	\$23,738	\$29,679	\$38,246	\$50,194	\$115,967	#
27-2022	Coaches and scouts	90	23.32	#	\$41,811	7.70	#	#	#	#	#	\$24,369	\$32,335	\$38,015	\$49,847	\$61,254	0.78
27-3022	Reporters and correspondents	50	31.01	#	#	#	#	#	#	#	#	#	#	#	#	#	2.61
27-3031	Public relations specialists	40	22.19	\$23.21	\$48,284	4.05	\$16.10	\$19.92	\$23.27	\$26.41	\$30.11	\$33,494	\$41,424	\$48,408	\$54,923	\$62,622	0.38
27-3041	Editors	40	15.99	\$23.99	\$49,891	22.41	\$10.90	\$11.94	\$23.96	\$34.28	\$37.52	\$22,679	\$24,842	\$49,828	\$71,293	\$78,045	0.86
27-3091	Interpreters and translators	20	8.71	\$18.03	\$37,498	5.82	\$12.49	\$13.46	\$15.35	\$18.09	\$35.40	\$25,985	\$28,003	\$31,931	\$37,632	\$73,635	#
29-0000	Healthcare practitioners and technical	4,450	8.96	\$33.24	\$69,141	3.16	\$13.69	\$18.77	\$28.10	\$37.37	\$54.32	\$28,467	\$39,036	\$58,443	\$77,726	\$112,984	1.10
29-1031	Dietitians and nutritionists	40	16.00	\$23.39	\$48,644	5.20	\$15.76	\$17.39	\$23.00	\$29.07	\$33.73	\$32,775	\$36,172	\$47,846	\$60,472	\$70,159	1.42
29-1041	Optometrists	#	#	\$39.09	\$81,316.00	\$24.56	\$13.07	\$14.66	\$46.01	\$51.61	\$58.34	\$27,178.00	\$30,490.00	\$95,711.00	\$107,348.00	\$121,338.00	#
29-1051	Pharmacists	130	14.33	\$60.66	\$126,167	1.92	\$51.73	\$55.07	\$60.65	\$68.94	\$76.28	\$107,598	\$114,553	\$126,145	\$143,394	\$158,655	0.89
29-1062	Family and general practitioners	140	10.26	\$121.32	\$252,355	6.53	\$62.01	\$91.22	#	#	#	\$128,974	\$189,734	#	#	#	2.67
29-1063	Internists, general	#	#	\$110.56	\$229,964	17.89	\$35.96	\$84.50	#	#	#	\$74,803	\$175,758	#	#	#	#
29-1069	Physicians and surgeons, all other	#	#	\$56.40	\$117,307	20.41	\$31.36	\$41.73	\$46.02	\$50.28	#	\$65,231	\$86,808	\$95,719	\$104,580	#	#
29-1071	Physician assistants	70	23.37	\$57.78	\$120,174	5.40	\$41.57	\$48.11	\$59.06	\$70.16	\$77	\$86,472	\$100,063	\$122,854	\$145,943	\$160,347	1.26
29-1122	Occupational therapists	50	11.50	\$43.56	\$90,614	2.10	\$24.55	\$39.76	\$45.30	\$50.49	\$57.39	\$51,067	\$82,702	\$94,225	\$105,029	\$119,362	0.81
29-1123	Physical therapists	90	17.33	\$41.22	\$85,733	1.63	\$23.62	\$33.91	\$42.04	\$49.10	\$57.57	\$49,124	\$70,542	\$87,449	\$102,125	\$119,754	0.84
29-1126	Respiratory therapists	60	26.38	\$25.82	\$53,696	3.74	\$19.99	\$21.73	\$24.71	\$29.60	\$35.43	\$41,581	\$45,204	\$51,402	\$61,560	\$73,690	1.05
29-1127	Speech-language pathologists	60	17.89	\$36.22	\$75,334	1.87	\$17.66	\$26.13	\$36.13	\$46	\$56	\$36,738	\$54,345	\$75,157	\$95,201	\$115,885	0.84
29-1131	Veterinarians	70	13.77	\$26.89	\$55,935	6.85	\$17.20	\$24.75	\$28	\$30	\$36	\$35,774	\$51,489	\$57,206	\$62,310	\$75,825	1.99
29-1141	Registered nurses	1,450	11.73	\$30.59	\$63,625	1.92	\$22.40	\$26.69	\$30.29	\$35.45	\$39.41	\$46,602	\$55,524	\$63,006	\$73,735	\$81,963	1.05
29-1171	Nurse practitioners	140	20.60	\$48.64	\$101,163	3.51	\$34.17	\$41.11	\$47.38	\$57.42	\$65.37	\$71,076	\$85,516	\$98,553	\$119,442	\$135,967	1.61
29-2010	Clinical laboratory technologists and technicians	#	#	\$26.72	\$55,587	1.84	\$16.74	\$20.81	\$25.84	\$32.68	\$37.93	\$34,813	\$43,288	\$53,751	\$67,979	\$78,899	#
29-2021	Dental hygienists	100	26.66	\$36.61	\$76,150	5.86	\$31.03	\$33.40	\$37.09	\$42.20	\$46.60	\$64,537	\$69,471	\$77,149	\$87,780	\$96,931	1.00
29-2032	Diagnostic medical sonographers	#	#	\$41.62	\$86,561	2.74	\$31.62	\$35.26	\$41.36	\$48.12	\$53.95	\$65,764	\$73,341	\$86,019	\$100,085	\$112,213	#
29-2034	Radiologic technologists and technicians	130	15.44	\$27.09	\$56,339	1.95	\$16.71	\$21.35	\$27.21	\$32.32	\$38.02	\$34,760	\$44,414	\$56,593	\$67,228	\$79,073	1.30
29-2041	Emergency medical technicians and paramedics	330	22.42	\$15.98	\$33,234	3.01	\$10.46	\$11.69	\$15.28	\$18.27	\$25.45	\$21,754	\$24,324	\$31,781	\$38,010	\$52,937	2.70
29-2051	Dietetic technicians	#	#	\$10.79	\$22,434	3.88	\$10.20	\$10.20	\$10.21	\$11.08	\$11.74	\$21,220	\$21,225	\$21,235	\$23,048	\$24,417	#
29-2052	Pharmacy technicians	190	15.28	\$15.86	\$32,994	3.06	\$11.64	\$13.08	\$15.39	\$18.05	\$21.15	\$24,206	\$27,216	\$32,004	\$37,553	\$44,001	0.96
29-2055	Surgical technologists	20	9.80	\$19.56	\$40,678	1.87	\$11.90	\$14.30	\$19.04	\$23.94	\$28.77	\$24,750	\$29,736	\$39,595	\$49,791	\$59,840	#
29-2056	Veterinary technologists and technicians	70	18.35	\$13.87	\$28,839	4.16	\$12.32	\$12.85	\$13.74	\$14.63	\$16.19	\$25,629	\$26,735	\$28,579	\$30,423	\$33,676	1.48

Data unavailable

Occupational Code	Occupational Title	Employment Estimate	Employment Percentage Relative Standard Error	Average Hourly Wage	Average Annual Wage	Wage Percentage Relative Standard Error	10th Percentile (Hourly)	25th Percentile (Hourly)	50th Percentile (Hourly)	75th Percentile (Hourly)	90th Percentile (Hourly)	10th Percentile (Annual)	25th Percentile (Annual)	50th Percentile (Annual)	75th Percentile (Annual)	90th Percentile (Annual)	Location Quotients
29-2061	Licensed practical and licensed vocational nurses	440	9.75	\$20.42	\$42,465	1.63	\$15.59	\$17.42	\$20.36	\$23.54	\$27.11	\$32,426	\$36,229	\$42,349	\$48,972	\$56,397	1.33
29-2071	Medical records and health information technicians	140	17.08	\$20.39	\$42,403	2.97	\$12.85	\$15.17	\$18.24	\$26.18	\$30.75	\$26,721	\$31,545	\$37,945	\$54,447	\$63,968	1.46
29-2081	Opticians, dispensing	70	38.04	\$17.78	\$36,987	7.57	\$11.29	\$13.36	\$16.50	\$20.60	\$27.41	\$23,474	\$27,786	\$34,324	\$42,841	\$57,007	2.21
29-2099	Health technologists and technicians, all other	70	24.32	\$20.62	\$42,885	5.20	\$12.94	\$15.10	\$18.57	\$25.84	\$32.15	\$26,906	\$31,408	\$38,625	\$53,753	\$66,874	1.12
29-9011	Occupational health and safety specialists	60	29.72	\$36.86	\$76,678	11.43	\$16.76	\$23.11	\$32.50	\$45.00	\$59.82	\$34,860	\$48,074	\$67,600	\$93,591	\$124,435	1.48
29-9099	Healthcare practitioners and technical workers, all other	20	0.00	\$16.02	\$33,322	2.29	\$11.20	\$12.60	\$14.49	\$17.99	\$25.46	\$23,306	\$26,199	\$30,129	\$37,412	\$52,958	#
31-0000	Healthcare support	2,040	7.63	\$14.60	\$30,367	2.43	\$10.53	\$11.52	\$13.42	\$15.71	\$18.93	\$21,900	\$23,969	\$27,923	\$32,680	\$39,374	1.06
31-1011	Home health aides	240	26.19	\$12.05	\$25,073	5.72	\$10.21	\$10.50	\$11.34	\$12.22	\$14.69	\$21,229	\$21,831	\$23,581	\$25,422	\$30,556	0.64
31-1014	Nursing assistants	1,160	10.34	\$13.90	\$28,910	3.50	\$10.77	\$11.63	\$13.20	\$14.99	\$17.30	\$22,397	\$24,183	\$27,458	\$31,184	\$35,990	1.71
31-2011	Occupational therapy assistants	10	33.87	\$26.26	\$54,617	5.51	\$17.77	\$20.42	\$27.22	\$30.53	\$34.68	\$36,959	\$42,483	\$56,627	\$63,510	\$72,135	#
31-2021	Physical therapist assistants	50	9.88	\$28.27	\$58,794	2.23	\$21.52	\$23.86	\$27.69	\$31.61	\$36.79	\$44,752	\$49,620	\$57,587	\$65,754	\$76,526	1.19
31-9091	Dental assistants	130	42.99	\$13.84	\$28,788	8.72	\$10.20	\$10.21	\$14.32	\$17.04	\$18.42	\$21,221	\$21,229	\$29,777	\$35,438	\$38,322	0.80
31-9092	Medical assistants	260	14.29	\$15.38	\$31,986	2.46	\$11.57	\$13.08	\$14.67	\$17.15	\$19.23	\$24,067	\$27,213	\$30,509	\$35,665	\$39,995	0.83
31-9094	Medical transcriptionists	20	38.68	\$15.32	\$31,856	8.33	\$10.20	\$10.21	\$15.36	\$19.16	\$22.75	\$21,222	\$21,231	\$31,947	\$39,862	\$47,321	#
31-9097	Phlebotomists	40	4.33	\$16.04	\$33,362	2.93	\$11.58	\$13.68	\$16.04	\$18.43	\$20.25	\$24,080	\$28,458	\$33,373	\$38,329	\$42,119	0.60
31-9099	Healthcare support workers, all other	50	5.48	\$13.44	\$27,952.00	1.78	\$10.23	\$11.00	\$12.24	\$14.83	\$19.08	\$21,274.00	\$22,890.00	\$25,453.00	\$30,838.00	\$39,693.00	1.14
33-0000	Protective service	2,710	4.99	\$20.91	\$43,492	2.57	\$12.87	\$16.06	\$20.31	\$23.42	\$29.67	\$26,769	\$33,402	\$42,243	\$48,707	\$61,705	1.69
33-1012	First-line supervisors of police and detectives	70	2.98	\$31.40	\$65,318	1.58	\$19.72	\$21.90	\$26.20	\$37.56	\$52.12	\$41,018	\$45,561	\$54,500	\$78,118	\$108,401	1.32
33-1021	First-line supervisors of fire fighting and prevention workers	30	45.47	\$24.97	\$51,932	3.54	\$20.91	\$22.13	\$24.17	\$26.75	\$32.35	\$43,494	\$46,036	\$50,274	\$55,650	\$67,286	#
33-1099	First-line supervisors of protective service workers, all other	20	25.92	\$27.60	\$57,404	5.70	\$14.70	\$23.03	\$29.49	\$33.64	\$38.26	\$30,586	\$47,905	\$61,335	\$69,979	\$79,583	#
33-2011	Firefighters	#	#	\$21.56	\$44,835	8.05	\$13.38	\$15.57	\$21.25	\$25.65	\$31.86	\$27,835	\$32,379	\$44,210	\$53,347	\$66,259	#
33-3021	Detectives and criminal investigators	60	6.77	\$22.70	\$47,219	3.20	\$14.48	\$17.03	\$20.79	\$27.14	\$34.92	\$30,118	\$35,425	\$43,239	\$56,442	\$72,640	1.32
33-3051	Police and sheriff's patrol officers	530	13.42	\$22.37	\$46,526	2.93	\$11.68	\$15.60	\$18.79	\$24.61	\$39.38	\$24,297	\$32,445	\$39,081	\$51,190	\$81,906	1.71
33-9032	Security guards	90	42.18	\$14.29	\$29,717	5.23	\$10.30	\$11.35	\$13.25	\$16.24	\$18.90	\$21,426	\$23,614	\$27,567	\$33,780	\$39,317	0.18
33-9099	Protective service workers, all other	90	10.17	\$14.96	\$31,118	2.81	\$10.21	\$10.89	\$13.47	\$17.62	\$22.53	\$21,230	\$22,641	\$28,015	\$36,657	\$46,867	1.39
35-0000	Food preparation and serving-related	6,020	2.96	\$12.38	\$35,749	1.50	\$10.20	\$10.21	\$11.20	\$12.71	\$16.06	\$21,223	\$21,235	\$23,303	\$26,445	\$33,404	0.96
35-1011	Chefs and head cooks	30	48.53	\$17.04	\$35,450	16.79	\$10.81	\$11.72	\$16.60	\$22.15	\$24.92	\$22,494	\$24,380	\$34,530	\$46,069	\$51,834	#
35-1012	First-line supervisors of food preparation and serving workers	450	12.51	\$20.43	\$42,485	3.86	\$13.05	\$14.64	\$19.22	\$24.39	\$29.35	\$27,137	\$30,460	\$39,972	\$50,721	\$61,039	0.99
35-2011	Cooks, fast food	#	#	\$10.75	\$22,367	3.25	\$10.20	\$10.20	\$10.21	\$11.31	\$12.13	\$21,220	\$21,226	\$21,235	\$23,531	\$25,225	#
35-2012	Cooks, institution and cafeteria	700	8.90	\$12.86	\$26,757	1.80	\$10.40	\$10.99	\$12.04	\$14.23	\$16.90	\$21,642	\$22,865	\$25,042	\$29,593	\$35,160	3.72
35-2014	Cooks, restaurant	610	19.65	\$12.80	\$26,633	2.80	\$10.21	\$11.45	\$12.77	\$14.04	\$14.85	\$21,236	\$23,820	\$26,565	\$29,210	\$30,891	0.97
35-2021	Food preparation workers	300	34.42	\$11.48	\$23,871	1.98	\$10.39	\$10.73	\$11.27	\$11.84	\$12.35	\$21,613	\$22,326	\$23,434	\$24,629	\$25,690	0.77
35-3011	Bartenders	310	28.64	\$11.48	\$23,887	6.23	\$10.20	\$10.20	\$10.21	\$11.16	\$14.09	\$21,219	\$21,224	\$21,231	\$23,208	\$29,313	1.06
35-3021	Combined food preparation and serving workers, including fast food	1,900	12.51	\$11.40	\$23,707	1.48	\$10.20	\$10.34	\$11.05	\$11.77	\$12.68	\$21,226	\$21,501	\$22,991	\$24,485	\$26,379	1.11
35-3022	Counter attendants, cafeteria, food concession, and coffee shop	50	49.91	\$10.76	\$22,372	2.71	\$10.20	\$10.20	\$10.21	\$10.87	\$12.30	\$21,219	\$21,224	\$21,231	\$22,611	\$25,575	0.24
35-3031	Waiters and waitresses	910	12.09	\$11.38	\$23,664	3.97	\$10.20	\$10.20	\$10.21	\$11.40	\$14.37	\$21,220	\$21,225	\$21,234	\$23,720	\$29,889	0.75
35-3041	Food servers, nonrestaurant	100	26.64	\$12.87	\$26,773	8.08	\$10.21	\$10.63	\$11.70	\$15.42	\$17.38	\$21,230	\$22,104	\$24,343	\$32,066	\$36,160	0.78
35-9021	Dishwashers	130	46.46	\$10.86	\$22,596	1.69	\$10.20	\$10.21	\$10.77	\$11.43	\$11.85	\$21,223	\$21,234	\$22,393	\$23,766	\$24,643	0.56
35-9031	Hosts and hostesses, restaurant, lounge, and coffee shop	#	#	\$10.65	\$22,155	5.44	\$10.20	\$10.20	\$10.21	\$10.21	\$12.65	\$21,219	\$21,222	\$21,229	\$21,235	\$26,310	#
37-0000	Building and grounds cleaning and maintenance	2,170	6.14	\$13.15	\$27,358	1.80	\$10.21	\$10.63	\$11.62	\$14.47	\$18.64	\$21,231	\$22,117	\$24,169	\$30,104	\$38,766	1.05
37-1011	First-line supervisors of housekeeping and janitorial workers	80	13.51	\$21.73	\$45,207	3.72	\$13.53	\$17.29	\$22.43	\$24.40	\$28.93	\$28,152	\$35,967	\$46,660	\$50,750	\$60,169	1.12
37-1012	First-line supervisors of landscaping, lawn service, and grounds	10	34.88	\$22.04	\$45,845	11.03	\$13.78	\$15.23	\$22.62	\$27.21	\$30.01	\$28,669	\$31,668	\$47,054	\$56,604	\$62,415	#
37-2011	Janitors and cleaners, except maids and housekeeping cleaners	900	5.38	\$13.07	\$27,180	1.34	\$10.21	\$10.86	\$12.15	\$14.61	\$17.73	\$21,235	\$22,580	\$25,266	\$30,380	\$36,874	0.89
37-2012	Maids and housekeeping cleaners	830	11.33	\$11.47	\$23,851	2.56	\$10.20	\$10.25	\$10.95	\$11.65	\$13.37	\$21,225	\$21,318	\$22,771	\$24,224	\$27,805	1.91
37-3011	Landscaping and groundskeeping workers	280	28.29	\$14.96	\$31,125	4.39	\$10.58	\$11.54	\$14.21	\$17.85	\$20.77	\$22,013	\$24,001	\$29,561	\$37,129	\$43,207	0.64
37-3012	Pesticide handlers, sprayers, and applicators, vegetation	40	33.54	\$15.61	\$32,477	8.02	\$10.21	\$11.20	\$14.37	\$18.97	\$22.55	\$21,231	\$23,296	\$29,896	\$39,452	\$46,912	3.28

Data unavailable

Occupational Code	Occupational Title	Employment Estimate	Employment Percentage Relative Standard Error	Average Hourly Wage	Average Annual Wage	Wage Percentage Relative Standard Error	10th Percentile (Hourly)	25th Percentile (Hourly)	50th Percentile (Hourly)	75th Percentile (Hourly)	90th Percentile (Hourly)	10th Percentile (Annual)	25th Percentile (Annual)	50th Percentile (Annual)	75th Percentile (Annual)	90th Percentile (Annual)	Location Quotients
39-0000	Personal care and service	2,080	9.44	\$12.69	\$26,397	3.05	\$10.20	\$10.21	\$11.17	\$12.32	\$17.08	\$21,224	\$21,241	\$23,241	\$25,616	\$35,521	0.81
39-1021	First-line supervisors of personal service workers	70	14.69	\$18.71	\$38,912	4.38	\$11.39	\$14.24	\$17.45	\$22.00	\$29.33	\$23,701	\$29,611	\$36,286	\$45,768	\$61,014	0.64
39-2021	Nonfarm animal caretakers	30	13.85	\$11.48	\$23,887	4.98	\$10.20	\$10.20	\$10.21	\$11.38	\$12.13	\$21,220	\$21,226	\$21,237	\$23,668	\$25,229	0.35
39-3091	Amusement and recreation attendants	170	17.65	\$11.84	\$24,626	2.85	\$10.20	\$10.26	\$11.18	\$12.18	\$15.19	\$21,225	\$21,343	\$23,262	\$25,326	\$31,603	1.13
39-4031	Morticians, undertakers, and funeral directors	20	13.80	\$21.89	\$45,525	6.15	\$14.10	\$19.90	\$22.11	\$24.31	\$28.54	\$29,334	\$41,388	\$45,988	\$50,560	\$59,355	#
39-5012	Hairdressers, hairstylists, and cosmetologists	80	24.23	\$16.74	\$34,829	13.73	\$10.20	\$10.21	\$12.40	\$22.11	\$32.78	\$21,224	\$21,236	\$25,797	\$45,998	\$68,179	0.44
39-7010	Tour and travel guides	#	#	\$15.35	\$31,922	4.38	\$10.20	\$10.21	\$15.84	\$18.78	\$22.57	\$21,223	\$21,234	\$32,946	\$39,066	\$46,948	#
39-9011	Childcare workers	170	26.37	\$11.49	\$23,900	4.18	\$10.20	\$10.21	\$10.52	\$11.52	\$13.23	\$21,221	\$21,228	\$21,887	\$23,953	\$27,512	0.62
39-9021	Personal care aides	1,110	15.19	\$12.19	\$25,347	3.83	\$10.20	\$10.25	\$11.06	\$11.89	\$14.14	\$21,225	\$21,323	\$23,008	\$24,730	\$29,412	1.07
39-9031	Fitness trainers and aerobics instructors	20	31.59	\$12.45	\$25,900	7.62	\$10.20	\$10.78	\$12.80	\$13.93	\$14.60	\$21,226	\$22,426	\$26,622	\$28,966	\$30,373	#
39-9032	Recreation workers	140	8.33	\$12.62	\$26,253	4.92	\$10.20	\$10.21	\$10.61	\$12.32	\$16.73	\$21,221	\$21,228	\$22,069	\$25,627	\$34,789	0.82
39-9041	Residential advisors	#	#	\$12.43	\$25,849	3.24	\$10.53	\$11.00	\$11.79	\$13.24	\$15.27	\$21,893	\$22,878	\$24,519	\$27,548	\$31,761	#
39-9099	Personal care and service workers, all other	#	#	\$12.53	\$26,068	9.26	\$10.38	\$10.73	\$11.32	\$11.90	\$14.33	\$21,591	\$22,322	\$23,541	\$24,759	\$29,800	#
41-0000	Sales and related	6,880	5.22	\$16.63	\$34,588	4.68	\$10.26	\$10.87	\$11.92	\$16.66	\$26.49	\$21,332	\$22,614	\$24,795	\$34,660	\$55,096	1.01
41-1011	First-line supervisors of retail sales workers	710	11.53	\$19.91	\$41,403	2.91	\$12.67	\$15.63	\$18.76	\$22.71	\$30.18	\$26,356	\$32,516	\$39,030	\$47,246	\$62,776	1.28
41-1012	First-line supervisors of non-retail sales workers	60	29.75	\$42.14	\$87,653	11.90	\$25.17	\$27.83	\$32.93	\$50.74	\$80.03	\$52,351	\$57,888	\$68,490	\$105,541	\$166,465	0.50
41-2011	Cashiers	3,030	11.75	\$11.56	\$24,048	1.65	\$10.21	\$10.54	\$11.21	\$11.89	\$13.36	\$21,233	\$21,926	\$23,309	\$24,734	\$27,784	1.78
41-2021	Counter and rental clerks	170	24.13	\$14.41	\$29,983	7.38	\$10.21	\$10.86	\$12.25	\$16.37	\$22.35	\$21,232	\$22,594	\$25,481	\$34,055	\$46,487	0.87
41-2022	Parts salespersons	240	14.96	\$16.33	\$33,975	5.65	\$10.83	\$12.39	\$14.61	\$20.57	\$23.87	\$22,529	\$25,778	\$30,395	\$42,792	\$49,658	1.98
41-2031	Retail salespersons	1,550	6.53	\$13.86	\$28,838	2.91	\$10.26	\$10.87	\$11.90	\$14.28	\$18.21	\$21,348	\$22,611	\$24,759	\$29,709	\$37,872	0.75
41-3011	Advertising sales agents	60	32.89	\$27.84	\$57,900	20.50	\$10.20	\$10.69	\$27.03	\$32.14	\$47.77	\$21,226	\$22,245	\$56,229	\$66,848	\$99,358	0.95
41-3021	Insurance sales agents	170	22.70	#	#	#	#	#	#	#	#	#	#	#	#	#	0.93
41-3031	Securities, commodities, and financial services sales agents	130	31.69	\$29.20	\$60,732	18.15	\$16.19	\$17.82	\$22.68	\$29.77	\$47.57	\$33,671	\$37,058	\$47,180	\$61,929	\$98,947	0.66
41-3099	Sales representatives, services, all other	140	20.20	\$30.48	\$63,408	11.83	\$11.36	\$14.20	\$22.91	\$42.04	\$58.36	\$23,622	\$29,540	\$47,650	\$87,448	\$121,386	0.29
41-4011	Sales representatives, wholesale and manufacturing, technical and scientific products	#	#	\$49.71	\$103,387	8.56	\$33.71	\$41.16	\$46.10	\$65.11	\$75.08	\$70,110	\$85,620	\$95,898	\$135,436	\$156,176	#
41-4012	Sales representatives, wholesale and manufacturing, except technical and scientific products	370	14.75	#	#	#	#	#	#	#	#	#	#	#	#	#	0.59
41-9021	Real estate brokers	#	#	\$36.59	\$76,110	4.48	\$32.65	\$34.09	\$36.49	\$38.89	\$40.46	\$67,905	\$70,900	\$75,892	\$80,884	\$84,149	#
41-9022	Real estate sales agents	50	41.44	\$23.48	\$48,843	4.21	\$10.20	\$10.21	\$13.30	\$34.66	\$56.75	\$21,221	\$21,227	\$27,666	\$72,084	\$118,030	0.65
41-9099	Sales and related workers, all other	100	26.04	\$13.93	\$28,976	7.04	\$10.21	\$10.75	\$11.89	\$15.48	\$19.65	\$21,232	\$22,364	\$24,721	\$32,202	\$40,867	2.27
43-0000	Office and administrative support	9,920	3.36	\$16.81	\$34,959	1.11	\$10.57	\$12.09	\$15.27	\$19.63	\$24.99	\$21,983	\$25,138	\$31,753	\$40,832	\$51,985	0.97
43-1011	First-line supervisors of office and administrative support work	500	9.81	\$25.32	\$52,663	3.09	\$15.06	\$18.81	\$24.17	\$30.73	\$36.92	\$31,330	\$39,128	\$50,283	\$63,916	\$76,788	0.73
43-3011	Bill and account collectors	#	#	\$15.68	\$32,619	3.02	\$11.15	\$12.39	\$14.20	\$17.75	\$23.79	\$23,198	\$25,762	\$29,542	\$36,911	\$49,492	#
43-3021	Billing and posting clerks and machine operators	230	11.31	\$16.36	\$34,025	3.72	\$10.21	\$12.80	\$15.21	\$19.08	\$23.36	\$21,237	\$26,615	\$31,377	\$39,678	\$48,581	1.05
43-3031	Bookkeeping, accounting, and auditing clerks	1,010	12.33	\$16.51	\$34,346	2.23	\$10.21	\$12.85	\$16.06	\$19.30	\$23.47	\$21,236	\$26,735	\$33,412	\$40,134	\$48,811	1.41
43-3051	Payroll and timekeeping clerks	50	29.41	\$18.29	\$38,049.00	\$4.31	\$12.54	\$14.94	\$18.32	\$21.91	\$24.19	\$26,082.00	\$31,069.00	\$38,102.00	\$45,583.00	\$50,313.00	0.79
43-3061	Procurement clerks	10	8.25	\$16.91	\$35,164	2.79	\$12.44	\$14.42	\$16.48	\$19.44	\$22.69	\$25,871	\$30,002	\$34,282	\$40,433	\$47,204	#
43-3071	Tellers	470	26.53	\$14.17	\$29,481	3.66	\$10.81	\$11.86	\$13.75	\$16.11	\$18.38	\$22,495	\$24,663	\$28,596	\$33,506	\$38,221	2.14
43-3099	Financial clerks, all other	40	18.14	\$19.22	\$39,970	3.46	\$16.04	\$17.30	\$19.28	\$21.55	\$23.39	\$33,359	\$35,979	\$40,107	\$44,819	\$48,661	2.79
43-4031	Court, municipal, and license clerks	440	11.80	\$17.37	\$36,121	2.10	\$10.97	\$12.61	\$16.55	\$20.30	\$25.41	\$22,826	\$26,236	\$34,417	\$42,220	\$52,845	6.55
43-4051	Customer service representatives	#	#	\$16.92	\$35,185	3.92	\$11.12	\$12.79	\$15.00	\$21.10	\$24.42	\$23,135	\$26,605	\$31,208	\$43,881	\$50,802	#
43-4061	Eligibility interviewers, government programs	140	33.18	\$18.53	\$38,543	3.07	\$12.70	\$14.58	\$17.47	\$21.19	\$26.74	\$26,416	\$30,333	\$36,334	\$44,078	\$55,609	2.12
43-4071	File clerks	80	14.77	\$14.00	\$29,118	3.08	\$10.21	\$11.27	\$13.38	\$16.41	\$18.57	\$21,235	\$23,450	\$27,821	\$34,133	\$38,635	1.55
43-4081	Hotel, motel, and resort desk clerks	390	11.33	\$11.79	\$24,518	5.89	\$10.21	\$10.39	\$11.07	\$11.77	\$16.48	\$21,227	\$21,603	\$23,033	\$24,472	\$34,280	3.17
43-4111	Interviewers, except eligibility and loan	90	13.46	\$14.38	\$29,907	1.98	\$10.97	\$12.12	\$13.84	\$15.65	\$19.10	\$22,808	\$25,203	\$28,792	\$32,547	\$39,732	0.94
43-4121	Library assistants, clerical	20	12.77	\$14.48	\$30,123	3.12	\$10.21	\$11.94	\$14.31	\$17.15	\$18.71	\$21,229	\$24,830	\$29,764	\$35,672	\$38,925	#
43-4131	Loan interviewers and clerks	100	31.88	\$20.00	\$41,605	6.63	\$12.87	\$16.22	\$19.82	\$23.36	\$28.19	\$26,778	\$33,735	\$41,231	\$48,588	\$58,631	0.96
43-4141	New accounts clerks	30	30.75	\$17.73	\$36,875	3.98	\$14.51	\$16.28	\$17.76	\$19.23	\$21.95	\$30,173	\$33,870	\$36,939	\$40,008	\$45,653	1.59
43-4151	Order clerks	70	30.86	\$18.64	\$38,776	6.24	\$11.49	\$13.58	\$16.91	\$19.90	\$33.19	\$23,891	\$28,250	\$35,172	\$41,396	\$69,044	0.97
43-4161	Human resources assistants, except payroll and timekeeping	40	19.63	\$22.31	\$46,408	4.92	\$13.10	\$17.56	\$21.82	\$24.89	\$30.12	\$27,250	\$36,528	\$45,376	\$51,781	\$62,639	0.67

Data unavailable

Occupational Code	Occupational Title	Employment Estimate	Employment Percentage Relative Standard Error	Average Hourly Wage	Average Annual Wage	Wage Percentage Relative Standard Error	10th Percentile (Hourly)	25th Percentile (Hourly)	50th Percentile (Hourly)	75th Percentile (Hourly)	90th Percentile (Hourly)	10th Percentile (Annual)	25th Percentile (Annual)	50th Percentile (Annual)	75th Percentile (Annual)	90th Percentile (Annual)	Location Quotients
43-4171	Receptionists and information clerks	330	14.59	\$13.70	\$28,490	4.49	\$10.39	\$11.04	\$12.17	\$15.24	\$20.09	\$21,606	\$22,958	\$25,321	\$31,695	\$41,778	0.68
43-4199	Information and record clerks, all other	210	10.39	\$18.81	\$39,115	2.99	\$12.31	\$14.06	\$17.19	\$22.35	\$27.07	\$25,606	\$29,238	\$35,745	\$46,498	\$56,302	2.92
43-5031	Police, fire, and ambulance dispatchers	150	16.66	\$16.31	\$33,933	3.93	\$11.44	\$12.94	\$15.71	\$18.98	\$23.64	\$23,801	\$26,924	\$32,675	\$39,474	\$49,162	3.32
43-5041	Meter readers, utilities	20	28.26	\$32.18	\$66,934	3.55	\$18.88	\$28.01	\$33.45	\$37.44	\$42.03	\$39,267	\$58,252	\$69,567	\$77,871	\$87,413	#
43-5051	Postal service clerks	170	0.00	\$21.87	\$45,495	0.75	\$13.16	\$17.19	\$21.84	\$28.89	\$30.05	\$27,382	\$35,764	\$45,417	\$60,100	\$62,510	4.72
43-5052	Postal service mail carriers	260	0.00	\$23.86	\$49,624	0.83	\$17.78	\$17.79	\$22.37	\$30.04	\$31.54	\$36,986	\$36,997	\$46,519	\$62,491	\$65,605	1.59
43-5053	Postal service mail sorters, processors, and processing machine operators	10	0.00	\$28.07	\$58,381	3.43	\$23.04	\$28.89	\$28.90	\$30.05	\$30.06	\$47,934	\$60,096	\$60,105	\$62,507	\$62,518	#
43-5061	Production, planning, and expediting clerks	40	34.83	\$22.33	\$46,436	8.23	\$13.62	\$15.22	\$17.85	\$26.23	\$44.80	\$28,334	\$31,667	\$37,126	\$54,565	\$93,185	0.22
43-5071	Shipping, receiving, and traffic clerks	90	13.07	\$15.26	\$31,745	4.78	\$10.49	\$11.47	\$13.64	\$18.17	\$23.18	\$21,814	\$23,853	\$28,370	\$37,800	\$48,208	0.29
43-5081	Stock clerks and order fillers	500	10.08	\$14.27	\$29,690	2.16	\$10.57	\$11.16	\$12.32	\$15.58	\$19.38	\$21,984	\$23,216	\$25,619	\$32,406	\$40,313	0.52
43-5111	Weighers, measurers, checkers, and samplers, recordkeeping	#	#	\$12.51	\$26,011	2.39	\$10.20	\$10.29	\$11.66	\$13.74	\$15.84	\$21,225	\$21,404	\$24,263	\$28,589	\$32,939	#
43-6011	Executive secretaries and executive administrative assistants	220	6.33	\$22.81	\$47,438	1.59	\$18.27	\$20.41	\$21.61	\$24.53	\$29.25	\$38,009	\$42,451	\$44,954	\$51,023	\$60,849	0.81
43-6012	Legal secretaries	110	39.64	#	#	#	#	#	#	#	#	#	#	#	#	#	1.32
43-6013	Medical secretaries	200	11.83	\$14.70	\$30,569	3.62	\$10.64	\$11.65	\$13.75	\$16.11	\$20.71	\$22,131	\$24,232	\$28,608	\$33,511	\$43,084	0.75
43-6014	Secretaries and administrative assistants, except legal, medical,	1,360	6.99	\$15.40	\$32,030	1.34	\$10.23	\$12.38	\$15.09	\$17.81	\$20.21	\$21,276	\$25,746	\$31,397	\$37,043	\$42,037	1.34
43-9021	Data entry keyers	80	20.72	\$13.68	\$28,450	2.29	\$10.21	\$10.67	\$12.30	\$15.80	\$18.56	\$21,228	\$22,186	\$25,575	\$32,865	\$38,605	1.02
43-9061	Office clerks, general	1,320	6.62	\$15.84	\$32,956	2.18	\$10.29	\$11.75	\$14.34	\$18.28	\$24.19	\$21,404	\$24,449	\$29,825	\$38,023	\$50,313	0.95
43-9199	Office and administrative support workers, all other	30	10.36	\$14.58	\$30,326	2.55	\$10.74	\$11.76	\$13.72	\$15.63	\$19.69	\$22,333	\$24,468	\$28,537	\$32,501	\$40,951	0.36
45-0000	Farming, fishing, and forestry	1,190	10.48	\$14.08	\$29,287	3.72	\$10.20	\$10.41	\$11.48	\$15.30	\$21.04	\$21,226	\$21,662	\$23,871	\$31,819	\$43,765	5.30
45-1011	First-line supervisors of farming, fishing, and forestry workers	50	16.41	\$32.03	\$66,618	9.05	\$17.11	\$21.64	\$27.92	\$36.91	\$52.64	\$35,585	\$45,014	\$58,078	\$76,768	\$109,491	4.93
45-2011	Agricultural inspectors	90	2.89	\$20.30	\$42,220	1.84	\$15.65	\$17.24	\$19.89	\$21.88	\$25.86	\$32,562	\$35,861	\$41,369	\$45,510	\$53,784	14.83
45-2041	Graders and sorters, agricultural products	510	18.39	\$10.99	\$22,849	2.28	\$10.20	\$10.21	\$10.78	\$11.46	\$11.91	\$21,223	\$21,234	\$22,432	\$23,839	\$24,776	28.56
45-2091	Agricultural equipment operators	#	#	\$14.41	\$29,982	14.29	\$10.61	\$11.22	\$15.48	\$17.37	\$18.50	\$22,076	\$23,336	\$32,205	\$36,132	\$38,489	#
45-2092	Farmworkers and laborers, crop, nursery, and greenhouse	170	34.53	\$11.75	\$24,434	5.20	\$10.20	\$10.21	\$10.65	\$12.79	\$14.66	\$21,221	\$21,228	\$22,146	\$26,609	\$30,494	1.26
45-2093	Farmworkers, farm, ranch, and aquacultural animals	250	17.80	\$14.44	\$30,025	6.46	\$10.43	\$11.14	\$13.26	\$16.54	\$19.83	\$21,701	\$23,164	\$27,588	\$34,396	\$41,237	14.41
47-0000	Construction and extraction	3,460	5.13	\$20.10	\$41,807	1.83	\$11.60	\$14.65	\$18.33	\$23.94	\$30.38	\$24,128	\$30,477	\$38,121	\$49,802	\$63,195	1.24
47-1011	First-line supervisors of construction trades and extraction work	360	11.98	\$31.59	\$65,705	3.22	\$18.86	\$24.77	\$29.89	\$37.12	\$46.48	\$39,229	\$51,521	\$62,175	\$77,214	\$96,675	1.30
47-2021	Brickmasons and blockmasons	10	43.97	\$21.49	\$44,704	3.56	\$13.81	\$16.73	\$20.80	\$26.23	\$30.75	\$28,725	\$34,806	\$43,264	\$54,564	\$63,964	#
47-2031	Carpenters	160	26.61	\$18.88	\$39,271	6.88	\$11.99	\$14.18	\$19.53	\$22.98	\$26.14	\$24,939	\$29,488	\$40,613	\$47,808	\$54,374	0.47
47-2051	Cement masons and concrete finishers	130	29.61	\$17.83	\$37,095	5.98	\$12.62	\$14.17	\$16.97	\$21.06	\$25.23	\$26,257	\$29,466	\$35,296	\$43,798	\$52,470	1.45
47-2061	Construction laborers	610	12.85	\$15.81	\$32,894	3.80	\$10.38	\$12.32	\$14.84	\$17.97	\$22.25	\$21,591	\$25,616	\$30,869	\$37,372	\$46,273	1.31
47-2071	Paving, surfacing, and tamping equipment operators	70	31.51	\$19.85	\$41,281	4.17	\$13.30	\$15.91	\$18.39	\$25.52	\$28.90	\$27,663	\$33,089	\$38,256	\$53,072	\$60,119	3.13
47-2073	Operating engineers and other construction equipment operators	#	#	\$18.30	\$38,069	4.89	\$11.28	\$13.21	\$17.34	\$21.65	\$27.72	\$23,470	\$27,482	\$36,068	\$45,028	\$57,667	#
47-2081	Drywall and ceiling tile installers	20	30.81	\$18.06	\$37,575	15.05	\$12.08	\$13.29	\$15.62	\$25.31	\$28.54	\$25,134	\$27,653	\$32,487	\$52,649	\$59,362	#
47-2111	Electricians	220	8.85	\$22.82	\$47,472	6.58	\$10.21	\$15.06	\$23.04	\$28.61	\$34.35	\$21,236	\$31,330	\$47,923	\$59,510	\$71,439	0.71
47-2141	Painters, construction and maintenance	30	17.15	\$16.79	\$34,930	5.88	\$12.45	\$14.65	\$16.92	\$18.74	\$21.92	\$25,889	\$30,477	\$35,201	\$38,981	\$45,594	0.30
47-2152	Plumbers, pipefitters, and steamfitters	#	#	\$23.84	\$49,595	6.26	\$15.95	\$18.41	\$23.86	\$29.06	\$33.33	\$33,186	\$38,300	\$49,621	\$60,448	\$69,325	#
47-2181	Roofers	#	#	\$14.29	\$29,730	5.19	\$10.79	\$11.65	\$14.35	\$16.93	\$18.25	\$22,433	\$24,228	\$29,856	\$35,218	\$37,958	#
47-4011	Construction and building inspectors	#	#	\$23.06	\$47,968	8.32	\$10.21	\$13.82	\$25.31	\$30.38	\$35.40	\$21,231	\$28,736	\$52,638	\$63,198	\$73,628	#
47-4051	Highway maintenance workers	510	6.67	\$18.17	\$37,791	1.01	\$13.67	\$16.15	\$18.41	\$20.14	\$23.65	\$28,432	\$33,600	\$38,298	\$41,894	\$49,195	7.32
47-4071	Septic tank servicers and sewer pipe cleaners	30	16.17	\$16.11	\$33,503	19.25	\$10.20	\$10.57	\$12.41	\$22.20	\$28.09	\$21,226	\$21,996	\$25,817	\$46,174	\$58,418	2.75
47-5013	Service unit operators, oil, gas, and mining	40	17.50	\$30.38	\$63,185	5.99	\$18.86	\$22.67	\$29.81	\$36.90	\$42.02	\$39,219	\$47,160	\$62,000	\$76,751	\$87,411	1.78
47-5071	Roustabouts, oil and gas	#	#	\$20.75	\$43,160	2.70	\$15.98	\$17.35	\$19.76	\$23.23	\$27.61	\$33,233	\$36,098	\$41,093	\$48,321	\$57,424	#
49-0000	Installation, maintenance, and repair	3,840	7.92	\$21.13	\$43,960	2.73	\$11.11	\$13.70	\$18.18	\$25.82	\$37.02	\$23,100	\$28,486	\$37,822	\$53,708	\$77,008	1.46
49-1011	First-line supervisors of mechanics, installers, and repairers	330	15.25	\$28.24	\$58,746	4.09	\$15.82	\$18.28	\$25.04	\$36.47	\$47.04	\$32,904	\$38,022	\$52,089	\$75,865	\$97,848	1.49
49-2011	Computer, automated teller, and office machine repairers	60	47.98	\$14.76	\$30,704	9.33	\$11.00	\$12.21	\$13.56	\$14.92	\$22.69	\$22,874	\$25,393	\$28,212	\$31,028	\$47,201	1.26

Data unavailable

Occupational Code	Occupational Title	Employment Estimate	Employment Percentage Relative Standard Error	Average Hourly Wage	Average Annual Wage	Wage Percentage Relative Standard Error	10th Percentile (Hourly)	25th Percentile (Hourly)	50th Percentile (Hourly)	75th Percentile (Hourly)	90th Percentile (Hourly)	10th Percentile (Annual)	25th Percentile (Annual)	50th Percentile (Annual)	75th Percentile (Annual)	90th Percentile (Annual)	Location Quotients
49-2021	Radio, cellular, and tower equipment installers and repairers	40	13.64	\$19.97	\$41,546	6.22	\$15.37	\$16.24	\$17.68	\$21.13	\$32.07	\$31,978	\$33,778	\$36,778	\$43,953	\$66,709	6.33
49-2022	Telecommunications equipment installers and repairers, except line installers	50	36.09	\$29.24	\$60,819	9.68	\$16.22	\$23.93	\$31.14	\$36.18	\$39.09	\$33,747	\$49,778	\$64,774	\$75,260	\$81,314	0.51
49-2092	Electric motor, power tool, and related repairers	#	#	\$17.95	\$37,341	5.06	\$12.83	\$14.44	\$17.48	\$21.56	\$24.61	\$26,677	\$30,031	\$36,356	\$44,853	\$51,183	#
49-2094	Electrical and electronics repairers, commercial and industrial equipment	60	19.78	\$25.73	\$53,525	4.31	\$16.10	\$20.71	\$25.72	\$30.26	\$35.96	\$33,492	\$43,076	\$53,506	\$62,943	\$74,806	2.33
49-2095	Electrical and electronics repairers, powerhouse, substation, and relay	20	46.86	\$43.47	\$90,421	5.59	\$34.39	\$39.69	\$43.79	\$47.85	\$52.82	\$71,535	\$82,563	\$91,083	\$99,532	\$109,866	#
49-3021	Automotive body and related repairers	100	13.14	\$17.09	\$35,547	10.72	\$10.48	\$11.46	\$16.14	\$19.71	\$27.64	\$21,795	\$23,828	\$33,568	\$40,997	\$57,489	1.54
49-3023	Automotive service technicians and mechanics	340	16.60	\$18.82	\$39,144	6.44	\$10.97	\$12.35	\$16.49	\$22.97	\$32.01	\$22,826	\$25,690	\$34,291	\$47,767	\$66,575	1.13
49-3031	Bus and truck mechanics and diesel engine specialists	250	31.61	\$17.55	\$36,499	8.48	\$10.61	\$11.56	\$16.52	\$21.82	\$26.63	\$22,073	\$24,038	\$34,370	\$45,382	\$55,385	2.01
49-3041	Farm equipment mechanics and service technicians	200	22.50	\$19.37	\$40,286	8.36	\$10.23	\$13.35	\$18.21	\$24.76	\$29.49	\$21,269	\$27,769	\$37,883	\$51,499	\$61,349	12.38
49-3042	Mobile heavy equipment mechanics, except engines	150	35.75	\$21.07	\$43,828	4.33	\$12.53	\$15.96	\$20.16	\$24.39	\$29.65	\$26,056	\$33,191	\$41,938	\$50,728	\$61,665	2.22
49-3053	Outdoor power equipment and other small engine mechanics	#	#	\$13.49	\$28,059	9.06	\$10.20	\$10.21	\$11.78	\$17.22	\$18.81	\$21,224	\$21,235	\$24,503	\$35,823	\$39,128	#
49-3093	Tire repairers and changers	#	#	\$13.25	\$27,566	3.27	\$10.58	\$11.22	\$12.80	\$14.81	\$17.38	\$22,007	\$23,346	\$26,632	\$30,806	\$36,152	#
49-9012	Control and valve installers and repairers, except mechanical door	#	#	\$34.04	\$70,809	7.60	\$18.77	\$23.05	\$37.37	\$43.29	\$47.01	\$39,037	\$47,953	\$77,731	\$90,048	\$97,780	#
49-9021	Heating, air conditioning, and refrigeration mechanics and installers	80	18.54	\$19.49	\$40,548	16.94	\$12.26	\$15.59	\$18.25	\$23.75	\$28.53	\$25,506	\$32,430	\$37,955	\$49,400	\$59,343	0.50
49-9041	Industrial machinery mechanics	180	28.81	#	#	#	#	#	#	#	#	#	#	#	#	#	1.04
49-9051	Electrical power-line installers and repairers	250	21.36	\$35.03	\$72,863	7.02	\$21.01	\$26.05	\$36.73	\$44.28	\$47.81	\$43,704	\$54,186	\$76,403	\$92,103	\$99,447	4.67
49-9052	Telecommunications line installers and repairers	50	21.91	\$23.68	\$49,260	4.08	\$15.97	\$17.88	\$22.19	\$28.51	\$34.91	\$33,226	\$37,196	\$46,150	\$59,308	\$72,611	0.83
49-9071	Maintenance and repair workers, general	1,040	10.67	\$16.07	\$33,432	1.87	\$10.55	\$12.06	\$15.22	\$18.64	\$23.38	\$21,938	\$25,090	\$31,653	\$38,778	\$48,625	1.60
49-9098	Helpers--installation, maintenance, and repair workers	20	29.68	\$13.43	\$27,928	3.84	\$10.75	\$11.55	\$13.37	\$14.90	\$16.87	\$22,352	\$24,025	\$27,807	\$31,000	\$35,080	#
49-9099	Installation, maintenance, and repair workers, all other	#	#	\$18.25	\$37,963	6.95	\$11.48	\$15.06	\$17.87	\$21.54	\$26.14	\$23,877	\$31,317	\$37,166	\$44,803	\$54,376	#
51-0000	Production	3,840	22.73	\$16.29	\$33,882	4.58	\$10.41	\$11.58	\$14.08	\$17.90	\$24.83	\$21,653	\$24,088	\$29,290	\$37,231	\$51,638	0.90
51-1011	First-line supervisors of production and operating workers	150	15.05	\$28.20	\$58,656	4.11	\$17.31	\$20.86	\$24.77	\$34.90	\$43.65	\$36,009	\$43,399	\$51,524	\$72,598	\$90,786	0.53
51-2028	Electrical, electronic, and electromechanical assemblers, except coil winders, tapers, and finishers	20	14.73	\$16.16	\$33,608	9.72	\$10.64	\$11.28	\$14.22	\$21.12	\$23.75	\$22,128	\$23,466	\$29,571	\$43,924	\$49,400	#
51-2098	Assemblers and fabricators, all other, including team assemblers	40	25.68	\$16.77	\$34,890.00	\$3.14	\$11.67	\$15.42	\$16.89	\$18.35	\$20.59	\$24,269.00	\$32,065.00	\$35,138.00	\$38,161.00	\$42,829.00	0.06
51-3011	Bakers	50	39.04	\$13.45	\$27,973	2.41	\$10.74	\$11.54	\$13.15	\$14.83	\$17.29	\$22,343	\$24,002	\$27,362	\$30,852	\$35,959	0.64
51-3021	Butchers and meat cutters	160	39.25	\$14.42	\$29,992	8.48	\$10.58	\$11.14	\$12.98	\$16.76	\$21.31	\$22,009	\$23,168	\$26,992	\$34,865	\$44,316	2.59
51-3022	Meat, poultry, and fish cutters and trimmers	#	#	\$12.87	\$26,775	3.05	\$10.47	\$11.31	\$12.71	\$14.42	\$15.45	\$21,781	\$23,527	\$26,441	\$29,990	\$32,131	#
51-3092	Food batchmakers	40	38.31	\$12.26	\$25,511	3.90	\$10.21	\$10.72	\$11.61	\$13.12	\$15.59	\$21,236	\$22,306	\$24,155	\$27,288	\$32,423	0.48
51-3099	Food processing workers, all other	20	36.51	\$12.28	\$25,549	3.73	\$10.51	\$10.95	\$11.69	\$12.89	\$15.25	\$21,854	\$22,780	\$24,323	\$26,806	\$31,714	#
51-4011	Computer-controlled machine tool operators, metal and plastic	10	45.82	\$20.91	\$43,484	25.53	\$13.50	\$15.06	\$17.61	\$24.92	\$39.29	\$28,090	\$31,316	\$36,631	\$51,841	\$81,724	#
51-4031	Cutting, punching, and press machine setters, operators, and tenders, metal and plastic	20	0.71	\$15.01	\$31,211	2.72	\$11.19	\$12.43	\$15.53	\$17.56	\$18.72	\$23,268	\$25,848	\$32,313	\$36,528	\$38,936	#
51-4041	Machinists	110	15.31	\$19.60	\$40,769	5.91	\$14.16	\$16.25	\$18.38	\$21.33	\$24.18	\$29,448	\$33,807	\$38,231	\$44,372	\$50,290	0.63
51-4121	Welders, cutters, solderers, and brazers	290	20.72	\$18.23	\$37,920	2.34	\$13.75	\$15.75	\$17.82	\$20.90	\$23.63	\$28,607	\$32,767	\$37,065	\$43,466	\$49,147	1.57
51-5111	Prepress technicians and workers	#	#	\$13.84	\$28,783	5.00	\$12.14	\$12.69	\$13.62	\$14.55	\$15.10	\$25,247	\$26,399	\$28,328	\$30,257	\$31,414	#
51-5112	Printing press operators	10	44.18	\$14.72	\$30,610	16.12	\$10.66	\$11.32	\$12.44	\$17.03	\$18.72	\$22,164	\$23,556	\$25,874	\$35,417	\$38,941	#
51-6011	Laundry and dry-cleaning workers	150	36.94	\$11.30	\$23,508	2.21	\$10.21	\$10.43	\$11.02	\$11.61	\$12.83	\$21,229	\$21,693	\$22,926	\$24,158	\$26,685	1.47
51-6031	Sewing machine operators	#	#	\$14.44	\$30,041	8.51	\$10.65	\$12.10	\$13.39	\$14.89	\$21.85	\$22,146	\$25,167	\$27,850	\$30,980	\$45,455	#
51-7011	Cabinetmakers and bench carpenters	60	31.19	\$15.85	\$32,962	5.81	\$11.55	\$12.73	\$15.20	\$18.56	\$21.72	\$24,022	\$26,474	\$31,624	\$38,603	\$45,170	1.29
51-8013	Power plant operators	120	23.69	\$31.46	\$65,442	8.52	\$16.33	\$23.80	\$33.28	\$39.14	\$45.99	\$33,962	\$49,498	\$69,226	\$81,413	\$95,661	7.71
51-8031	Water and wastewater treatment plant and system operators	130	22.31	\$15.14	\$31,490	5.39	\$10.21	\$10.76	\$13.71	\$18.48	\$22.71	\$21,227	\$22,380	\$28,523	\$38,441	\$47,236	2.19
51-8092	Gas plant operators	#	#	\$28.46	\$59,188	14.17	\$13.82	\$16.64	\$32.55	\$36.68	\$39.30	\$28,746	\$34,613	\$67,710	\$76,295	\$81,735	#
51-8093	Petroleum pump system operators, refinery operators, and gaugers	#	#	\$27.72	\$57,665	4.33	\$23.54	\$25.32	\$27.38	\$29.53	\$31.65	\$48,957	\$52,665	\$56,960	\$61,422	\$65,827	#
51-9021	Crushing, grinding, and polishing machine setters, operators, and tenders	90	46.53	\$15.81	\$32,877	3.74	\$12.72	\$13.74	\$16.05	\$18.01	\$19.18	\$26,456	\$28,584	\$33,376	\$37,452	\$39,897	6.13

Data unavailable

Occupational Code	Occupational Title	Employment Estimate	Employment Percentage Relative Standard Error	Average Hourly Wage	Average Annual Wage	Wage Percentage Relative Standard Error	10th Percentile (Hourly)	25th Percentile (Hourly)	50th Percentile (Hourly)	75th Percentile (Hourly)	90th Percentile (Hourly)	10th Percentile (Annual)	25th Percentile (Annual)	50th Percentile (Annual)	75th Percentile (Annual)	90th Percentile (Annual)	Location Quotients
51-9061	Inspectors, testers, sorters, samplers, and weighers	120	43.17	#	#	#	#	#	#	#	#	#	#	#	#	#	0.46
51-9111	Packaging and filling machine operators and tenders	310	30.78	\$12.83	\$26,695	8.23	\$10.20	\$10.21	\$11.20	\$13.51	\$17.73	\$21,222	\$21,232	\$23,296	\$28,108	\$36,875	1.66
51-9121	Coating, painting, and spraying machine setters, operators, and tenders	10	21.03	\$16.67	\$34,680	4.87	\$12.21	\$14.10	\$16.73	\$19.26	\$21.95	\$25,399	\$29,321	\$34,802	\$40,056	\$45,651	#
51-9122	Painters, transportation equipment	#	#	\$12.28	\$25,545	12.66	\$10.20	\$10.21	\$10.78	\$12.01	\$19.00	\$21,221	\$21,230	\$22,431	\$24,971	\$39,529	#
51-9198	Helpers--production workers	110	34.88	\$12.98	\$26,996	3.76	\$10.20	\$10.21	\$11.37	\$14.47	\$18.10	\$21,223	\$21,234	\$23,658	\$30,107	\$37,646	0.69
53-0000	Transportation and material moving	4,890	11.16	\$16.62	\$34,569	3.12	\$10.33	\$11.34	\$14.36	\$19.71	\$26.31	\$21,489	\$23,598	\$29,860	\$40,994	\$54,718	1.02
53-1048	First-line supervisors of transportation and material moving workers, except aircraft cargo handling supervisors	240	9.04	\$27.83	\$57,884	3.60	\$16.64	\$19.71	\$26.29	\$32.84	\$43.60	\$34,615	\$40,992	\$54,684	\$68,313	\$90,687	1.26
53-3021	Bus drivers, transit and intercity	10	29.29	\$12.24	\$25,465	4.56	\$10.64	\$11.28	\$12.23	\$13.38	\$14.20	\$22,129	\$23,466	\$25,441	\$27,839	\$29,543	#
53-3022	Bus drivers, school or special client	500	7.19	\$15.51	\$32,253	3.33	\$10.62	\$11.61	\$15.18	\$18.62	\$22.11	\$22,100	\$24,150	\$31,578	\$38,733	\$45,995	2.11
53-3031	Driver/sales workers	180	40.03	\$15.65	\$32,551	13.67	\$10.20	\$10.21	\$13.34	\$20.58	\$24.21	\$21,221	\$21,228	\$27,751	\$42,809	\$50,349	0.91
53-3032	Heavy and tractor-trailer truck drivers	830	20.59	\$19.41	\$40,365	2.33	\$14.31	\$16.71	\$19.33	\$22.42	\$24.67	\$29,770	\$34,750	\$40,210	\$46,625	\$51,312	0.99
53-3033	Light truck or delivery services drivers	530	34.42	\$18.92	\$39,349	6.47	\$10.52	\$11.37	\$15.55	\$26.28	\$33.19	\$21,875	\$23,654	\$32,351	\$54,661	\$69,041	1.23
53-3041	Taxi drivers and chauffeurs	60	21.85	\$12.25	\$25,490	5.18	\$10.49	\$10.92	\$11.63	\$13.51	\$15.06	\$21,828	\$22,715	\$24,194	\$28,105	\$31,319	0.58
53-3099	Motor vehicle operators, all other	40	37.15	\$11.81	\$24,559	6.01	\$10.20	\$10.21	\$10.35	\$11.44	\$16.17	\$21,220	\$21,227	\$21,533	\$23,800	\$33,628	1.54
53-6031	Automotive and watercraft service attendants	60	18.21	\$12.41	\$25,817.00	\$2.47	\$10.45	\$11.10	\$12.15	\$13.67	\$14.81	\$21,730.00	\$23,098.00	\$25,269.00	\$28,427.00	\$30,799.00	1.16
53-6051	Transportation inspectors	50	1.62	\$23.75	\$49,397	2.68	\$19.96	\$21.04	\$21.75	\$24.24	\$31.92	\$41,509	\$43,755	\$45,230	\$50,417	\$66,401	3.56
53-7011	Conveyor operators and tenders	110	34.08	\$15.11	\$31,436	4.34	\$11.07	\$12.52	\$14.77	\$17.28	\$18.93	\$23,020	\$26,031	\$30,717	\$35,935	\$39,381	10.24
53-7051	Industrial truck and tractor operators	360	26.42	\$13.56	\$28,210	4.60	\$10.21	\$10.91	\$12.37	\$15.28	\$18.72	\$21,235	\$22,693	\$25,725	\$31,773	\$38,931	1.28
53-7061	Cleaners of vehicles and equipment	230	12.82	\$12.35	\$25,690	3.53	\$10.40	\$10.86	\$11.63	\$12.88	\$15.05	\$21,629	\$22,590	\$24,190	\$26,781	\$31,306	1.28
53-7062	Laborers and freight, stock, and material movers, hand	490	12.15	\$14.80	\$30,793.00	\$3.99	\$10.61	\$11.32	\$13.27	\$17.21	\$19.43	\$22,058.00	\$23,553.00	\$27,602.00	\$35,804.00	\$40,414.00	0.36
53-7064	Packers and packagers, hand	#	#	\$11.95	\$24,865	3.05	\$10.21	\$10.51	\$11.48	\$12.49	\$14.63	\$21,228	\$21,851	\$23,886	\$25,985	\$30,435	#
53-7073	Wellhead pumpers	40	19.95	\$31.53	\$65,578	6.47	\$21.65	\$28.62	\$33.37	\$36.51	\$38.39	\$45,027	\$59,528	\$69,408	\$75,938	\$79,856	6.55
53-7081	Refuse and recyclable material collectors	80	23.95	\$13.37	\$27,805	5.58	\$10.45	\$11.02	\$12.01	\$14.78	\$19.10	\$21,739	\$22,913	\$24,975	\$30,752	\$39,731	1.38

Data unavailable

Occupational Code	Occupational Title	Employment Estimate	Employment Percentage Relative Standard Error	Average Hourly Wage	Average Annual Wage	Wage Percentage Relative Standard Error	10th Percentile (Hourly)	25th Percentile (Hourly)	50th Percentile (Hourly)	75th Percentile (Hourly)	90th Percentile (Hourly)	10th Percentile (Annual)	25th Percentile (Annual)	50th Percentile (Annual)	75th Percentile (Annual)	90th Percentile (Annual)	Location Quotients
00-0000	Total all occupations	98,990	1.30	\$21.32	\$44,350	1.19	\$10.47	\$12.27	\$17.38	\$25.10	\$35.87	\$21,775	\$25,525	\$36,152	\$52,211	\$74,613	1.00
11-0000	Management	3,450	4.38	\$46.16	\$96,006	2.74	\$21.16	\$29.10	\$39.31	\$55.66	\$77.59	\$44,023	\$60,525	\$81,763	\$115,783	\$161,391	0.66
11-1011	Chief executives	40	25.41	\$55.33	\$115,091	3.58	\$35.01	\$44.59	\$54.83	\$68.16	\$77.16	\$72,830	\$92,750	\$114,047	\$141,767	\$160,484	0.30
11-1021	General and operations managers	1,330	6.42	\$46.62	\$96,979	5.03	\$15.43	\$25.05	\$36.14	\$57.02	\$88.63	\$32,086	\$52,096	\$75,166	\$118,594	\$184,360	0.85
11-1031	Legislators	100	7.33	#	\$65,628	16.43	#	#	#	#	#	\$21,229	\$24,574	\$54,459	\$71,541	\$104,602	2.79
11-2021	Marketing managers	50	26.57	#	#	#	#	#	#	#	#	#	#	#	#	#	0.33
11-2022	Sales managers	#	#	\$65.73	\$136,727	11.06	\$32.07	\$39.64	\$66.14	\$82.77	\$97.11	\$66,704	\$82,457	\$137,563	\$172,160	\$201,986	#
11-2031	Public relations and fundraising managers	20	22.22	\$46.72	\$97,184	6.06	\$26.73	\$29.74	\$48.02	\$61.50	\$72.61	\$55,590	\$61,850	\$99,891	\$127,919	\$151,034	#
11-3011	Administrative services managers	40	9.70	\$42.23	\$87,839	1.96	\$25.39	\$34.76	\$43.06	\$49.37	\$57.45	\$52,817	\$72,301	\$89,573	\$102,694	\$119,497	0.21
11-3021	Computer and information systems managers	70	30.27	#	#	#	#	#	#	#	#	#	#	#	#	#	0.25
11-3031	Financial managers	180	11.23	\$50.09	\$104,182	6.07	\$27.19	\$33.05	\$48.05	\$59.75	\$72.00	\$56,560	\$68,748	\$99,942	\$124,277	\$149,750	0.43
11-3071	Transportation, storage, and distribution managers	30	24.72	\$49.34	\$102,622	1.94	\$31.11	\$38.23	\$53.58	\$58.73	\$62.26	\$64,709	\$79,516	\$111,449	\$122,160	\$129,508	0.35
11-3121	Human resources managers	20	15.20	\$43.94	\$91,399	2.18	\$33.05	\$35.88	\$41.70	\$50.53	\$60.81	\$68,746	\$74,641	\$86,744	\$105,104	\$126,479	#
11-9021	Construction managers	340	20.39	\$45.60	\$94,844	8.46	\$22.42	\$31.73	\$43.45	\$59.02	\$76.07	\$46,634	\$66,009	\$90,374	\$122,765	\$158,231	1.81
11-9031	Education administrators, preschool and childcare center/program	30	35.81	\$24.61	\$51,192	8.99	\$13.25	\$15.98	\$22.40	\$34.04	\$38.72	\$27,564	\$33,247	\$46,592	\$70,797	\$80,530	#
11-9032	Education administrators, elementary and secondary school	240	4.33	#	\$75,598	1.80	#	#	#	#	#	\$55,761	\$64,710	\$74,909	\$87,351	\$98,780	1.36
11-9033	Education administrators, postsecondary	50	40.61	\$38.53	\$80,145	1.82	\$22.28	\$27.00	\$35.62	\$46.79	\$64.72	\$46,340	\$56,164	\$74,085	\$97,327	\$134,611	0.46
11-9041	Architectural and engineering managers	10	30.19	\$81.99	\$170,531	15.62	\$49.74	\$59.92	\$69.95	\$97.93	#	\$103,460	\$124,634	\$145,498	\$203,687	#	#
11-9051	Food service managers	60	39.10	\$33.58	\$69,842	7.85	\$22.30	\$26.91	\$33.49	\$41.23	\$47.43	\$46,388	\$55,978	\$69,659	\$85,759	\$98,650	0.39
11-9081	Lodging managers	#	#	\$38.73	\$80,564	4.46	\$27.91	\$32.06	\$37.78	\$44.86	\$48.99	\$58,062	\$66,679	\$78,579	\$93,301	\$101,909	#
11-9111	Medical and health services managers	220	8.28	\$49.29	\$102,534	5.33	\$25.40	\$34.61	\$44.40	\$57.50	\$77.63	\$52,823	\$71,984	\$92,359	\$119,609	\$161,480	0.85
11-9121	Natural sciences managers	20	7.10	\$44.98	\$93,551	2.76	\$36.46	\$41.15	\$45.44	\$48.93	\$54.53	\$75,831	\$85,596	\$94,522	\$101,784	\$113,428	#
11-9131	Postmasters and mail superintendents	30	0.00	\$34.53	\$71,824	1.65	\$26.29	\$31.79	\$35.04	\$39.16	\$44.81	\$54,679	\$66,123	\$72,873	\$81,453	\$93,209	#
11-9141	Property, real estate, and community association managers	40	43.40	#	#	#	#	#	#	#	#	#	#	#	#	#	0.32
11-9151	Social and community service managers	90	18.05	\$38.17	\$79,401	3.56	\$26.23	\$30.09	\$36.61	\$46.19	\$56.14	\$54,558	\$62,580	\$76,157	\$96,076	\$116,771	0.85
11-9161	Emergency management directors	20	25.29	\$26.01	\$54,095	3.08	\$20.68	\$22.59	\$25.59	\$29.14	\$32.44	\$43,018	\$46,991	\$53,220	\$60,612	\$67,468	#
11-9199	Managers, all other	220	13.87	\$49.69	\$103,356	6.11	\$27.81	\$34.57	\$47.19	\$58.85	\$70.86	\$57,849	\$71,906	\$98,154	\$122,409	\$147,399	0.71
13-0000	Business and financial operations	3,610	4.49	\$32.12	\$66,800	2.53	\$16.37	\$20.95	\$28.07	\$38.29	\$52.42	\$34,050	\$43,583	\$58,386	\$79,639	\$109,043	0.68
13-1020	Buyers and purchasing agents	120	10.88	\$26.10	\$54,282	3.82	\$14.82	\$17.87	\$24.04	\$32.48	\$42.00	\$30,829	\$37,176	\$50,001	\$67,559	\$87,361	0.43
13-1031	Claims adjusters, examiners, and investigators	40	43.70	\$36.97	\$76,894	2.39	\$26.60	\$32.38	\$36.69	\$39.51	\$50.34	\$55,321	\$67,347	\$76,312	\$82,175	\$104,706	0.21
13-1041	Compliance officers, except agriculture, construction, health and safety, and transportation	180	12.21	\$30.87	\$64,215	3.09	\$15.70	\$21.47	\$28.20	\$40.61	\$47.54	\$32,653	\$44,656	\$58,654	\$84,474	\$98,883	0.87
13-1051	Cost estimators	140	26.29	\$31.15	\$64,793	5.30	\$20.35	\$25.87	\$29.08	\$35.05	\$47.37	\$42,332	\$53,819	\$60,487	\$72,905	\$98,527	0.98
13-1071	Human resources specialists	240	6.97	\$29.56	\$61,493	2.55	\$16.26	\$20.53	\$27.19	\$37.26	\$47.31	\$33,813	\$42,698	\$56,554	\$77,507	\$98,396	0.60
13-1081	Logisticians	20	12.35	\$28.19	\$58,637	8.04	\$16.76	\$18.85	\$26.96	\$36.00	\$44.54	\$34,866	\$39,201	\$56,073	\$74,877	\$92,643	#
13-1111	Management analysts	140	23.10	\$45.47	\$94,579.00	\$23.77	\$12.26	\$25.99	\$32.36	\$48.60	\$99.12	\$25,506.00	\$54,050.00	\$67,310.00	\$101,094.00	\$206,163.00	0.30
13-1121	Meeting, convention, and event planners	60	11.09	\$20.18	\$41,983	3.59	\$13.18	\$15.32	\$19.65	\$23.22	\$28.56	\$27,406	\$31,864	\$40,871	\$48,290	\$59,408	0.77
13-1131	Fundraisers	50	26.50	\$28.63	\$59,552	6.21	\$17.34	\$19.92	\$26.43	\$36.50	\$45.60	\$36,060	\$44,435	\$54,977	\$75,926	\$94,851	0.89
13-1141	Compensation, benefits, and job analysis specialists	#	#	\$33.57	\$69,834	11.77	\$16.54	\$19.91	\$40.51	\$46.12	\$49.44	\$34,404	\$41,414	\$84,254	\$95,920	\$102,835	#
13-1151	Training and development specialists	70	40.09	\$41.04	\$85,358.00	\$7.94	\$20.43	\$27.48	\$36.77	\$46.62	\$86.52	\$42,491.00	\$57,161.00	\$76,484.00	\$96,964.00	\$179,958.00	0.37
13-1161	Market research analysts and marketing specialists	280	10.31	\$25.44	\$52,909	3.47	\$15.66	\$18.08	\$22.79	\$29.72	\$38.04	\$32,582	\$37,596	\$47,404	\$61,815	\$79,116	0.64
13-1199	Business operations specialists, all other	810	6.60	\$32.48	\$67,560	3.22	\$16.66	\$21.60	\$28.83	\$41.15	\$52.76	\$34,649	\$44,918	\$59,974	\$85,598	\$109,749	1.11
13-2011	Accountants and auditors	970	9.56	\$32.87	\$68,360	5.45	\$17.64	\$22.31	\$28.33	\$37.84	\$59.94	\$36,688	\$46,400	\$58,921	\$78,707	\$124,681	1.12
13-2021	Appraisers and assessors of real estate	110	25.32	\$26.88	\$55,918	2.79	\$16.99	\$20.37	\$25.03	\$34.51	\$38.83	\$35,336	\$42,368	\$52,070	\$71,779	\$80,769	2.82
13-2031	Budget analysts	10	6.66	\$31.87	\$66,287	2.56	\$26.22	\$29.20	\$32.37	\$35.31	\$38.84	\$54,538	\$60,728	\$67,335	\$73,446	\$80,786	#
13-2041	Credit analysts	#	#	\$41.67	\$86,676	4.43	\$22.35	\$31.25	\$39.20	\$50.55	\$67.49	\$46,488	\$65,004	\$81,542	\$105,154	\$140,373	#
13-2051	Financial analysts	#	#	\$75.80	\$157,666	12.02	\$18.88	\$71.90	\$88.77	\$96.68	\$101.82	\$39,263	\$149,542	\$184,643	\$201,085	\$211,789	#
13-2052	Personal financial advisors	60	30.00	\$38.68	\$80,452.00	\$16.26	\$13.97	\$16.25	\$35.24	\$61.60	\$73.39	\$29,059.00	\$33,807.00	\$73,300.00	\$128,118.00	\$152,660.00	0.43
13-2072	Loan officers	130	14.25	\$27.14	\$56,459	7.26	\$15.86	\$19.42	\$24.26	\$30.92	\$42.33	\$32,991	\$40,386	\$50,471	\$64,318	\$88,055	0.64
13-2099	Financial specialists, all other	60	25.30	\$44.08	\$91,686	22.14	\$16.38	\$20.00	\$34.23	\$52.29	\$63.84	\$34,060	\$41,604	\$71,204	\$108,755	\$132,781	0.68
15-0000	Computer and mathematical	1,060	11.29	\$37.85	\$78,732	5.68	\$17.79	\$24.00	\$33.61	\$47.14	\$68.25	\$37,004	\$49,929	\$69,912	\$98,046	\$141,958	0.35

Data unavailable

Occupational Code	Occupational Title	Employment Estimate	Employment Percentage Relative Standard Error	Average Hourly Wage	Average Annual Wage	Wage Percentage Relative Standard Error	10th Percentile (Hourly)	25th Percentile (Hourly)	50th Percentile (Hourly)	75th Percentile (Hourly)	90th Percentile (Hourly)	10th Percentile (Annual)	25th Percentile (Annual)	50th Percentile (Annual)	75th Percentile (Annual)	90th Percentile (Annual)	Location Quotients
15-1121	Computer systems analysts	60	37.01	\$31.35	\$65,205	6.63	\$21.31	\$25.44	\$28.60	\$34.52	\$49.49	\$44,328	\$52,905	\$59,492	\$71,809	\$102,932	0.14
15-1122	Information security analysts	#	#	\$39.49	\$82,140	11.18	\$26.20	\$29.46	\$40.44	\$46.65	\$53.50	\$54,501	\$61,276	\$84,125	\$97,025	\$111,286	#
15-1131	Computer programmers	30	13.36	\$37.56	\$78,126	4.87	\$27.61	\$31.69	\$36.25	\$41.86	\$49.83	\$57,422	\$65,919	\$75,393	\$87,071	\$103,642	#
15-1132	Software developers, applications	160	23.51	\$55.65	\$115,742	9.77	\$33.89	\$39.64	\$48.81	\$74.48	\$89.80	\$70,491	\$82,455	\$101,531	\$154,926	\$186,791	0.26
15-1134	Web developers	40	33.11	\$22.78	\$47,392	9.82	\$14.35	\$16.42	\$22.18	\$27.93	\$30.27	\$29,855	\$34,148	\$46,133	\$58,095	\$62,959	0.46
15-1141	Database administrators	30	32.15	\$32.04	\$66,645	8.81	\$20.32	\$21.76	\$24.16	\$43.25	\$57.29	\$42,265	\$45,270	\$50,261	\$89,958	\$119,161	0.42
15-1142	Network and computer systems administrators	200	10.76	\$30.77	\$64,004	3.31	\$16.03	\$21.10	\$29.83	\$37.75	\$50.05	\$33,341	\$43,878	\$62,036	\$78,528	\$104,097	0.79
15-1143	Computer network architects	20	30.17	\$45.53	\$94,697	3.98	\$32.19	\$37.10	\$46.69	\$55.13	\$59.99	\$66,952	\$77,171	\$97,115	\$114,674	\$124,777	#
15-1151	Computer user support specialists	240	17.19	\$24.02	\$49,964.00	4.62	\$15.38	\$17.99	\$22.78	\$28.28	\$33.94	\$31,996.00	\$37,424.00	\$47,389.00	\$58,828.00	\$70,587.00	0.55
15-1152	Computer network support specialists	20	47.27	\$22.00	\$45,763	7.99	\$16.93	\$19.47	\$22.06	\$24.76	\$28.40	\$35,211	\$40,502	\$45,887	\$51,500	\$59,074	#
15-1199	Computer, all other	140	26.82	\$54.49	\$113,349	5.65	\$32.11	\$38.38	\$53.73	\$71.84	\$79.35	\$66,783	\$79,824	\$111,764	\$149,418	\$165,043	0.52
17-0000	Architecture and engineering	1,000	6.95	\$39.21	\$81,563	5.03	\$19.34	\$26.08	\$34.81	\$47.89	\$66.86	\$40,235	\$54,245	\$72,403	\$99,614	\$139,065	0.57
17-1011	Architects, except landscape and naval	80	12.87	\$50.60	\$105,249	21.91	\$17.73	\$26.90	\$49.47	\$71.89	\$92.09	\$36,886	\$55,946	\$102,902	\$149,534	\$191,544	1.17
17-1021	Cartographers and photogrammetrists	30	15.13	\$30.88	\$64,236	4.81	\$20.73	\$23.94	\$30.96	\$37.14	\$43.51	\$43,114	\$49,789	\$64,388	\$77,245	\$90,491	#
17-1022	Surveyors	60	14.10	\$33.94	\$70,599	3.24	\$21.64	\$30.75	\$34.62	\$39.69	\$44.69	\$45,013	\$63,967	\$72,000	\$82,563	\$92,949	1.78
17-2051	Civil engineers	270	12.15	\$39.49	\$82,142.00	\$13.73	\$16.99	\$23.39	\$34.06	\$50.12	\$73.33	\$35,348.00	\$48,657.00	\$70,846.00	\$104,249.00	\$152,529.00	1.27
17-2071	Electrical engineers	50	34.37	\$41.79	\$86,918	3.16	\$31.87	\$34.62	\$39.23	\$49.07	\$57.25	\$66,295	\$72,018	\$81,603	\$102,056	\$119,084	0.39
17-2081	Environmental engineers	30	42.75	\$33.30	\$69,263	5.84	\$25.41	\$26.76	\$28.99	\$34.54	\$48.34	\$52,862	\$55,654	\$60,306	\$71,847	\$100,554	0.91
17-2141	Mechanical engineers	70	32.13	\$42.56	\$88,527	11.31	\$24.60	\$29.13	\$43.10	\$52.63	\$65	\$51,169	\$60,580	\$89,658	\$109,479	\$134,964	0.32
17-2151	Mining and geological engineers, including mining safety engineers	50	39.28	\$49.55	\$103,057	2.17	\$38.27	\$42.58	\$47.31	\$54.28	\$69.59	\$79,601	\$88,573	\$98,403	\$112,901	\$144,741	11.75
17-2171	Petroleum engineers	20	31.15	\$93.73	\$194,964	13.59	\$48.12	\$50.08	\$87.30	#	#	\$100,084	\$104,159	\$181,581	#	#	#
17-2199	Engineers, all other	#	#	\$48.68	\$101,257	6.70	\$14.35	\$41.11	\$49.58	\$63.26	\$74.24	\$29,843	\$85,499	\$103,118	\$131,571	\$154,422	#
17-3011	Architectural and civil drafters	50	24.51	\$27.74	\$57,708	9.14	\$16.37	\$20.44	\$26.11	\$31.07	\$41.75	\$34,046	\$42,521	\$54,302	\$64,626	\$86,838	0.79
17-3022	Civil engineering technicians	50	19.13	\$27.30	\$56,781	4.41	\$20.61	\$23.23	\$27.00	\$31.48	\$35.86	\$42,871	\$48,322	\$56,164	\$65,473	\$74,584	0.96
17-3023	Electrical and electronics engineering technicians	30	27.45	\$34.59	\$71,953	4.10	\$25.71	\$33.24	\$35.32	\$38.66	\$40.37	\$53,481	\$69,143	\$73,457	\$80,415	\$83,969	0.36
17-3029	Engineering technicians, except drafters, all other	30	13.01	\$28.98	\$60,288	6.36	\$17.30	\$25.55	\$28.92	\$32.38	\$39.20	\$35,986	\$53,153	\$60,155	\$67,346	\$81,542	#
17-3031	Surveying and mapping technicians	70	21.00	\$26.24	\$54,582	7.82	\$16.53	\$19.46	\$22.91	\$29.74	\$42.98	\$34,375	\$40,485	\$47,654	\$61,861	\$89,396	1.96
19-0000	Life, physical, and social science	1,130	3.75	\$26.86	\$55,866	2.10	\$14.34	\$16.59	\$25.95	\$34.34	\$41.16	\$29,836	\$34,501	\$53,984	\$71,423	\$85,604	1.41
19-1023	Zoologists and wildlife biologists	80	0.00	\$33.15	\$68,953	1.19	\$28.48	\$28.80	\$31.39	\$35.52	\$43.50	\$59,245	\$59,899	\$65,296	\$73,887	\$90,482	6.47
19-1029	Biological scientists, all other	90	0.00	\$33.26	\$69,180	1.28	\$24.33	\$30.00	\$34.34	\$38.26	\$41.47	\$50,603	\$62,409	\$71,417	\$79,581	\$86,249	2.97
19-1031	Conservation scientists	60	4.01	\$31.88	\$66,316	1.70	\$21.29	\$26.23	\$32.38	\$37.28	\$39.77	\$44,284	\$54,566	\$67,346	\$77,551	\$82,724	3.87
19-1032	Foresters	20	5.57	\$31.62	\$65,762	2.02	\$24.33	\$28.38	\$31.63	\$34.33	\$38.26	\$50,603	\$59,033	\$65,781	\$71,412	\$79,584	#
19-2031	Chemists	#	#	\$32.76	\$68,151	6.43	\$23.58	\$26.41	\$31.26	\$37.29	\$46.58	\$49,054	\$54,931	\$65,015	\$77,570	\$96,892	#
19-2042	Geoscientists, except hydrologists and geographers	30	41.18	\$35.12	\$73,047	9.51	\$25.28	\$27.57	\$31.39	\$38.66	\$45.86	\$52,585	\$57,345	\$65,295	\$80,416	\$95,381	#
19-2043	Hydrologists	30	40.92	\$39.82	\$82,823	2.19	\$17.92	\$33.37	\$37.29	\$45.85	\$65.46	\$37,282	\$69,412	\$77,563	\$95,376	\$136,156	#
19-3031	Clinical, counseling, and school psychologists	90	22.56	\$30.17	\$62,759	11.37	\$10.20	\$10.21	\$35.51	\$43.00	\$48.09	\$21,222	\$21,232	\$73,855	\$89,431	\$100,027	1.12
19-3039	Psychologists, all other	10	0.00	\$46.76	\$97,258	3.15	\$42.39	\$42.40	\$47.79	\$49.46	\$50.88	\$88,174	\$88,189	\$99,393	\$102,869	\$105,822	#
19-3051	Urban and regional planners	70	12.34	\$33.54	\$69,756	2.12	\$22.06	\$26.04	\$30.69	\$38.15	\$48.11	\$45,893	\$54,167	\$63,828	\$79,349	\$100,067	2.59
19-3091	Anthropologists and archeologists	60	35.99	\$26.56	\$55,253	1.81	\$17.56	\$20.30	\$25.14	\$31.72	\$38.26	\$36,529	\$42,214	\$52,289	\$65,983	\$79,583	14.30
19-3099	Social scientists and related workers, all other	40	0.00	\$34.30	\$71,334	3.22	\$28.69	\$31.39	\$33.71	\$37.67	\$38.67	\$59,669	\$65,296	\$70,113	\$78,361	\$80,428	1.52
19-4021	Biological technicians	70	2.46	\$20.83	\$43,330	2.08	\$16.05	\$16.22	\$19.99	\$22.54	\$29.04	\$33,389	\$33,745	\$41,579	\$46,873	\$60,404	1.40
19-4031	Chemical technicians	30	29.73	\$26.44	\$54,995	2.45	\$15.38	\$23.51	\$27.24	\$30.23	\$35.37	\$31,993	\$48,892	\$56,665	\$62,876	\$73,574	#
19-4041	Geological and petroleum technicians	30	30.23	\$26.44	\$54,992	14.19	\$13.66	\$17.40	\$24.62	\$30.61	\$45.83	\$28,407	\$36,193	\$51,219	\$63,662	\$95,335	#
19-4093	Forest and conservation technicians	320	1.72	\$17.77	\$36,969	1.24	\$12.79	\$14.35	\$16.06	\$19.89	\$24.79	\$26,603	\$29,839	\$33,396	\$41,367	\$51,558	15.27
19-4099	Life, physical, and social science technicians, all other	50	1.26	\$19.05	\$39,634	2.01	\$14.05	\$16.05	\$18.77	\$21.65	\$24.79	\$29,228	\$33,393	\$39,050	\$45,025	\$51,558	1.04
21-0000	Community and social services	2,300	6.04	\$22.82	\$47,469	1.89	\$13.84	\$17.18	\$22.08	\$27.73	\$33.95	\$28,791	\$35,728	\$45,932	\$57,671	\$70,607	1.55
21-1012	Educational, guidance, school, and vocational counselors	180	9.14	\$22.74	\$47,306	1.83	\$16.80	\$19.74	\$22.36	\$25.48	\$29.85	\$34,947	\$41,059	\$46,518	\$53,008	\$62,093	0.91
21-1015	Rehabilitation counselors	#	#	\$25.56	\$53,171	9.51	\$13.06	\$15.79	\$26.26	\$33.97	\$37.46	\$27,169	\$32,845	\$54,616	\$70,655	\$77,916	#
21-1018	Substance abuse, behavioral disorder, and mental health counselors	#	#	\$24.35	\$50,644	3.19	\$15.44	\$18.63	\$24.77	\$29.47	\$34.37	\$32,112	\$38,743	\$51,531	\$61,304	\$71,487	#
21-1019	Counselors, all other	10	2.98	\$24.24	\$50,424	4.07	\$19.69	\$20.92	\$22.97	\$25.83	\$32.00	\$40,949	\$43,508	\$47,773	\$53,721	\$66,562	#

Data unavailable

Occupational Code	Occupational Title	Employment Estimate	Employment Percentage Relative Standard Error	Average Hourly Wage	Average Annual Wage	Wage Percentage Relative Standard Error	10th Percentile (Hourly)	25th Percentile (Hourly)	50th Percentile (Hourly)	75th Percentile (Hourly)	90th Percentile (Hourly)	10th Percentile (Annual)	25th Percentile (Annual)	50th Percentile (Annual)	75th Percentile (Annual)	90th Percentile (Annual)	Location Quotients
21-1021	Child, family, and school social workers	360	19.45	\$21.51	\$44,739.00	\$2.99	\$13.80	\$16.35	\$20.43	\$25.04	\$30.99	\$28,695.00	\$34,012.00	\$42,489.00	\$52,076.00	\$64,462.00	1.63
21-1022	Healthcare social workers	110	8.95	\$24.84	\$51,669	3.03	\$14.20	\$18.08	\$24.01	\$31.03	\$37.29	\$29,532	\$37,608	\$49,933	\$64,535	\$77,554	0.95
21-1023	Mental health and substance abuse social workers	50	14.74	\$20.34	\$42,309	5.72	\$16.29	\$17.37	\$19.17	\$22.85	\$26.88	\$33,875	\$36,131	\$39,866	\$47,527	\$55,919	0.60
21-1029	Social workers, all other	90	9.91	\$21.09	\$43,859	8.02	\$14.63	\$16.78	\$19.67	\$23.65	\$31.33	\$30,423	\$34,904	\$40,923	\$49,197	\$65,164	2.31
21-1091	Health educators	40	7.91	\$26.30	\$54,700	2.54	\$16.27	\$19.03	\$23.34	\$34.24	\$39.26	\$33,846	\$39,584	\$48,542	\$71,221	\$81,665	1.04
21-1092	Probation officers and correctional treatment specialists	180	1.52	\$29.68	\$61,736	1.73	\$24.33	\$25.19	\$27.11	\$34.00	\$38.37	\$50,600	\$52,397	\$56,389	\$70,726	\$79,800	3.09
21-1093	Social and human service assistants	240	32.86	\$18.06	\$37,555	2.95	\$12.03	\$15.70	\$17.86	\$20.88	\$23.85	\$25,014	\$32,658	\$37,139	\$43,431	\$49,607	0.89
21-1094	Community health workers	60	12.23	\$18.61	\$38,711	1.81	\$14.89	\$16.03	\$17.77	\$20.93	\$25.24	\$30,976	\$33,333	\$36,956	\$43,535	\$52,506	1.49
21-1099	Community and social service specialists, all other	220	15.42	\$18.54	\$38,568	6.86	\$10.21	\$11.52	\$17.09	\$22.18	\$27.68	\$21,232	\$23,954	\$35,550	\$46,138	\$57,582	3.33
21-2011	Clergy	10	11.80	\$31.64	\$65,815	7.50	\$18.23	\$26.47	\$29.87	\$38.02	\$43.97	\$37,918	\$55,057	\$62,124	\$79,091	\$91,452	#
23-0000	Legal	650	12.53	\$38.40	\$79,872	5.35	\$18.27	\$24.78	\$33.83	\$50.15	\$68.47	\$38,006	\$51,533	\$70,356	\$104,307	\$142,410	0.84
23-1011	Lawyers	350	11.52	\$44.66	\$92,885	6.12	\$28.46	\$33.63	\$41.33	\$54.76	\$67.34	\$59,202	\$69,953	\$85,960	\$113,897	\$140,063	0.79
23-1023	Judges, magistrate judges, and magistrates	40	1.72	\$73.32	\$152,515	3.18	\$68.15	\$76.18	\$76.24	\$79.66	\$79.67	\$141,753	\$158,455	\$158,572	\$165,700	\$165,709	2.07
23-2011	Paralegals and legal assistants	140	20.85	\$22.86	\$47,547	3.79	\$16.45	\$18.92	\$22.82	\$26.94	\$29.91	\$34,224	\$39,360	\$47,462	\$56,038	\$62,203	0.67
23-2093	Title examiners, abstractors, and searchers	#	#	\$22.64	\$47,085	15.81	\$15.93	\$17.38	\$20.25	\$23.79	\$27.95	\$33,138	\$36,154	\$42,121	\$49,491	\$58,137	#
23-2099	Legal support workers, all other	60	13.06	\$28.69	\$59,678	7.03	\$14.10	\$17.47	\$26.01	\$36.51	\$49.07	\$29,321	\$36,334	\$54,104	\$75,934	\$102,065	2.18
25-0000	Education, training, and library	6,310	6.18	\$21.03	\$43,741	1.82	\$11.78	\$15.23	\$19.48	\$25.18	\$30.58	\$24,512	\$31,676	\$40,528	\$52,376	\$63,605	1.05
25-1011	Business teachers, postsecondary	50	39.72	#	\$68,100	3.86	#	#	#	#	#	\$40,776	\$46,743	\$66,771	\$91,871	\$103,025	0.84
25-1021	Computer science teachers, postsecondary	#	#	#	\$59,957	10.12	#	#	#	#	#	\$28,760	\$32,237	\$68,259	\$85,684	\$98,796	#
25-1022	Mathematical science teachers, postsecondary	#	#	#	\$77,262	10.05	#	#	#	#	#	\$35,767	\$55,059	\$76,793	\$97,806	\$123,086	#
25-1042	Biological science teachers, postsecondary	#	#	#	\$79,668	11.81	#	#	#	#	#	\$34,811	\$48,630	\$74,200	\$105,937	\$132,281	#
25-1051	Atmospheric, earth, marine, and space sciences teachers, postsecondary	20	42.99	#	\$89,660	18.84	#	#	#	#	#	\$35,293	\$58,779	\$87,230	\$111,772	\$156,630	#
25-1066	Psychology teachers, postsecondary	20	36.83	#	\$74,171	17.07	#	#	#	#	#	\$35,494	\$44,367	\$62,030	\$98,171	\$124,464	#
25-1067	Sociology teachers, postsecondary	10	46.92	#	\$86,277	17.23	#	#	#	#	#	\$37,549	\$48,645	\$80,119	\$105,033	\$162,280	#
25-1071	Health specialties teachers, postsecondary	60	28.45	#	\$47,153	11.44	#	#	#	#	#	\$31,712	\$34,966	\$39,661	\$55,220	\$66,108	0.43
25-1072	Nursing instructors and teachers, postsecondary	#	#	#	\$47,729	4.95	#	#	#	#	#	\$21,223	\$21,233	\$51,488	\$63,404	\$77,253	#
25-1081	Education teachers, postsecondary	50	40.86	#	\$43,192	3.05	#	#	#	#	#	\$33,874	\$36,524	\$41,379	\$49,437	\$57,222	1.19
25-1111	Criminal justice and law enforcement teachers, postsecondary	20	23.24	#	\$42,182	3.28	#	#	#	#	#	\$32,660	\$35,663	\$41,121	\$49,587	\$57,761	#
25-1123	English language and literature teachers, postsecondary	60	46.13	#	\$63,838	5.42	#	#	#	#	#	\$32,994	\$42,783	\$59,629	\$79,533	\$107,575	1.19
25-1124	Foreign language and literature teachers, postsecondary	#	#	#	\$64,504	4.94	#	#	#	#	#	\$32,789	\$40,001	\$59,422	\$75,616	\$105,341	#
25-1125	History teachers, postsecondary	20	46.15	#	\$80,530	6.14	#	#	#	#	#	\$44,595	\$49,764	\$86,690	\$103,639	\$119,495	#
25-1193	Recreation and fitness studies teachers, postsecondary	20	6.38	#	\$51,407	4.63	#	#	#	#	#	\$33,015	\$37,757	\$47,036	\$59,572	\$77,030	#
25-1194	Vocational education teachers, postsecondary	130	14.92	\$24.63	\$51,229	2.78	\$15.73	\$18.94	\$26.46	\$29.28	\$30.65	\$32,717	\$39,391	\$55,029	\$60,896	\$63,747	1.78
25-2011	Preschool teachers, except special education	360	28.42	\$15.35	\$31,920	7.47	\$10.23	\$11.55	\$14.88	\$18.01	\$21.73	\$21,276	\$24,017	\$30,955	\$37,462	\$45,202	1.24
25-2012	Kindergarten teachers, except special education	200	12.23	#	\$43,120	2.25	#	#	#	#	#	\$31,993	\$35,041	\$40,280	\$49,619	\$60,094	2.22
25-2021	Elementary school teachers, except special education	1,300	5.24	#	\$45,430	1.43	#	#	#	#	#	\$33,172	\$36,916	\$43,925	\$52,652	\$61,941	1.34
25-2022	Middle school teachers, except special and career/technical educa	550	1.26	#	\$45,802	1.68	#	#	#	#	#	\$33,613	\$38,339	\$45,075	\$51,822	\$60,672	1.31
25-2023	Career/technical education teachers, middle school	20	1.16	#	\$48,899	2.09	#	#	#	#	#	\$37,630	\$42,315	\$47,366	\$55,183	\$63,893	#
25-2031	Secondary school teachers, except special and career/technical ed	760	4.53	#	\$46,972	1.61	#	#	#	#	#	\$33,386	\$38,395	\$45,900	\$54,924	\$62,761	1.06
25-2032	Career/technical education teachers, secondary school	50	2.32	#	\$45,815	2.22	#	#	#	#	#	\$33,165	\$36,720	\$44,921	\$54,340	\$61,111	0.99
25-2051	Special education teachers, preschool	20	5.22	#	\$49,958	2.51	#	#	#	#	#	\$36,069	\$44,133	\$52,423	\$57,984	\$61,320	#
25-2052	Special education teachers, kindergarten and elementary school	170	2.62	#	\$50,658	1.99	#	#	#	#	#	\$35,340	\$41,178	\$47,328	\$57,252	\$71,597	1.31
25-2053	Special education teachers, middle school	90	0.74	#	\$48,123	2.11	#	#	#	#	#	\$32,935	\$37,727	\$45,584	\$55,866	\$64,654	1.42
25-2054	Special education teachers, secondary school	100	3.88	#	\$49,684	2.71	#	#	#	#	#	\$33,984	\$39,140	\$46,377	\$56,320	\$68,049	1.06
25-3011	Adult basic and secondary education and literacy teachers and ins	10	47.91	\$22.34	\$46,467	11.56	\$16.36	\$18.44	\$20.47	\$22.54	\$23.78	\$34,022	\$38,364	\$42,581	\$46,877	\$49,454	#
25-3021	Self-enrichment education teachers	130	24.63	\$19.41	\$40,375	16.55	\$10.85	\$11.89	\$20.84	\$25.87	\$28.61	\$22,575	\$24,724	\$43,344	\$53,800	\$59,519	0.81

Data unavailable

Occupational Code	Occupational Title	Employment Estimate	Employment Percentage Relative Standard Error	Average Hourly Wage	Average Annual Wage	Wage Percentage Relative Standard Error	10th Percentile (Hourly)	25th Percentile (Hourly)	50th Percentile (Hourly)	75th Percentile (Hourly)	90th Percentile (Hourly)	10th Percentile (Annual)	25th Percentile (Annual)	50th Percentile (Annual)	75th Percentile (Annual)	90th Percentile (Annual)	Location Quotients
25-3097	Teachers and instructors, all other, except substitute teachers	130	19.85	#	\$55,827	10.57	#	#	#	#	#	\$33,314	\$43,825	\$53,971	\$64,491	\$80,416	0.62
25-3098	Substitute teachers	#	#	\$14.44	\$30,044	8.32	\$11.25	\$12.41	\$13.87	\$16.52	\$18.80	\$23,396	\$25,803	\$28,860	\$34,361	\$39,104	#
25-4012	Curators	20	23.07	\$26.23	\$54,561.00	\$11.25	\$17.18	\$19.60	\$27.01	\$29.61	\$36.30	\$35,732.00	\$40,773.00	\$56,171.00	\$61,595.00	\$75,513.00	#
25-4013	Museum technicians and conservators	30	37.79	\$17.83	\$37,092	11.42	\$12.87	\$13.79	\$15.20	\$18.23	\$30.81	\$26,772	\$28,677	\$31,613	\$37,920	\$64,095	#
25-4021	Librarians	100	29.29	\$26.87	\$55,887	3.60	\$19.97	\$22.17	\$25.77	\$29.72	\$37.18	\$41,544	\$46,113	\$53,602	\$61,816	\$77,341	1.13
25-4031	Library technicians	310	32.73	\$13.73	\$28,564	3.45	\$10.74	\$11.53	\$13.23	\$14.95	\$18.22	\$22,333	\$23,976	\$27,521	\$31,102	\$37,893	5.08
25-9031	Instructional coordinators	40	15.62	\$28.51	\$59,308	3.04	\$17.09	\$24.01	\$28.73	\$34.94	\$38.43	\$35,556	\$49,942	\$59,768	\$72,668	\$79,945	0.36
25-9041	Teacher assistants	1,060	10.85	#	\$28,430	2.00	#	#	#	#	#	\$22,094	\$23,618	\$27,177	\$31,261	\$37,255	1.16
25-9099	Education, training, and library workers, all other	70	24.89	\$20.73	\$43,115	3.10	\$12.87	\$14.55	\$19.29	\$27.03	\$30.86	\$26,777	\$30,265	\$40,128	\$56,216	\$64,184	0.90
27-0000	Arts, design, entertainment, sports, and media	1,350	6.01	\$18.47	\$38,411.00	\$3.69	\$10.21	\$10.90	\$14.92	\$22.22	\$30.01	\$21,227.00	\$22,667.00	\$31,028.00	\$46,224.00	\$62,415.00	1.01
27-1023	Floral designers	60	25.24	\$12.97	\$26,976	3.72	\$10.21	\$10.72	\$11.74	\$14.88	\$17.79	\$21,232	\$22,291	\$24,425	\$30,942	\$37,011	1.93
27-1024	Graphic designers	150	23.65	\$22.50	\$46,798	5.38	\$12.53	\$16.14	\$21.51	\$24.60	\$37.94	\$26,065	\$33,565	\$44,736	\$51,170	\$78,920	1.02
27-1025	Interior designers	#	#	\$20.76	\$43,180	19.08	\$12.92	\$14.04	\$16.13	\$21.93	\$37.48	\$26,878	\$29,203	\$33,561	\$45,614	\$77,958	#
27-1026	Merchandise displays and window trimmers	30	30.82	\$13.42	\$27,911	5.93	\$10.21	\$12.62	\$13.68	\$14.74	\$15.41	\$21,229	\$26,252	\$28,458	\$30,663	\$32,047	0.40
27-2012	Producers and directors	30	24.52	\$23.81	\$49,533.00	\$6.60	\$15.47	\$18.35	\$22.48	\$25.91	\$30.79	\$32,180.00	\$38,176.00	\$46,764.00	\$53,887.00	\$64,036.00	#
27-2022	Coaches and scouts	520	8.82	#	\$28,827	2.87	#	#	#	#	#	\$21,221	\$21,229	\$23,207	\$33,697	\$44,418	3.23
27-2023	Umpires, referees, and other sports officials	50	15.38	#	\$26,325	3.41	#	#	#	#	#	\$21,220	\$21,227	\$22,065	\$29,198	\$37,538	4.04
27-3011	Radio and television announcers	40	23.72	\$13.73	\$28,560	4.79	\$10.20	\$10.30	\$12.75	\$17	\$18	\$21,225	\$21,421	\$26,529	\$34,677	\$38,424	1.89
27-3022	Reporters and correspondents	#	#	\$15.73	\$32,725	7.89	\$10.57	\$11.91	\$14.54	\$17.62	\$21.51	\$21,995	\$24,776	\$30,233	\$36,640	\$44,734	#
27-3031	Public relations specialists	150	17.77	\$27.00	\$56,158	3.88	\$14.59	\$19.81	\$24.52	\$32	\$43	\$30,352	\$41,208	\$51,005	\$66,807	\$89,308	0.90
27-3041	Editors	40	12.07	\$19.35	\$40,244	7.83	\$11.44	\$13.08	\$15.95	\$26	\$31	\$23,805	\$27,217	\$33,182	\$53,416	\$64,201	0.65
27-3042	Technical writers	#	#	\$32.48	\$67,560	3.60	\$25.72	\$28.09	\$32.60	\$36.12	\$40.50	\$53,490	\$58,437	\$67,809	\$75,124	\$84,235	#
27-3091	Interpreters and translators	10	12.68	\$25.79	\$53,649	3.20	\$15.09	\$18	\$23	\$34	\$39	\$31,392	\$37,199	\$48,339	\$70,642	\$80,726	#
27-4011	Audio and video equipment technicians	10	47.99	\$24.45	\$50,863	9.57	\$16.50	\$20.83	\$26.02	\$28.81	\$30.49	\$34,320	\$43,331	\$54,121	\$59,930	\$63,416	#
27-4021	Photographers	20	9.76	\$15.35	\$31,936	4.58	\$11.36	\$12.63	\$13.97	\$16.00	\$21.81	\$23,636	\$26,270	\$29,068	\$33,289	\$45,355	#
29-0000	Healthcare practitioners and technical	5,670	3.99	\$38.43	\$79,942	3.65	\$16.62	\$23.65	\$31.51	\$41.95	\$62.00	\$34,579	\$49,196	\$65,550	\$87,255	\$128,970	0.96
29-1011	Chiropractors	50	11.99	#	#	#	#	#	#	#	#	#	#	#	#	#	2.01
29-1031	Dietitians and nutritionists	40	14.46	\$29.87	\$62,139	2.01	\$22.93	\$26.13	\$29.51	\$34.25	\$37.91	\$47,697	\$54,345	\$61,385	\$71,248	\$78,844	0.93
29-1041	Optometrists	70	31.77	\$43.87	\$91,241	26.99	\$16.42	\$18.46	\$40.82	\$46.10	\$50.51	\$34,163	\$38,392	\$48,903	\$58,885	\$105,063	2.71
29-1051	Pharmacists	180	10.91	\$60.42	\$125,681	1.61	\$49.10	\$54.42	\$61.09	\$69.95	\$76.15	\$102,118	\$113,189	\$127,070	\$145,506	\$158,398	0.84
29-1062	Family and general practitioners	220	17.74	\$103.97	\$216,256	11.49	\$54.59	\$76.90	\$97	#	#	\$113,548	\$159,944	\$201,061	#	#	2.84
29-1063	Internists, general	#	#	\$108.92	\$226,560	20.41	\$67.35	\$72.93	\$97.94	#	#	\$140,091	\$151,690	\$203,707	#	#	#
29-1064	Obstetricians and gynecologists	#	#	\$139.66	\$290,491	20.46	\$98.75	#	#	#	#	\$205,408	#	#	#	#	#
29-1065	Pediatricians, general	#	#	\$60.83	\$126,532	5.67	\$34.05	\$38.76	\$65.45	\$76.08	\$86.37	\$70,817	\$80,618	\$136,139	\$158,250	\$179,643	#
29-1066	Psychiatrists	#	#	\$144.95	\$301,493	19.38	#	#	#	#	#	#	#	#	#	#	#
29-1069	Physicians and surgeons, all other	80	37.51	\$102.45	\$213,092	12.15	\$21.40	\$24.70	#	#	#	\$44,512	\$51,385	#	#	#	0.30
29-1071	Physician assistants	150	20.89	\$45.01	\$93,622	8.42	\$26.38	\$32.52	\$46.84	\$56.69	\$62.45	\$54,869	\$67,641	\$97,436	\$117,920	\$129,901	1.92
29-1122	Occupational therapists	80	6.42	\$42.11	\$87,581	3.22	\$30.60	\$35.00	\$41.43	\$46.55	\$50.61	\$63,651	\$72,809	\$86,166	\$96,821	\$105,270	0.91
29-1123	Physical therapists	250	12.67	\$38.51	\$80,102	2.68	\$31.04	\$34.04	\$39.08	\$44.93	\$48.33	\$64,553	\$70,798	\$81,280	\$93,446	\$100,530	1.63
29-1126	Respiratory therapists	90	12.96	\$29.29	\$60,921	2.01	\$21.63	\$25.01	\$29.15	\$34.13	\$37.61	\$44,987	\$52,023	\$60,632	\$70,991	\$78,237	1.00
29-1127	Speech-language pathologists	80	8.92	\$44.40	\$92,350	2.44	\$31.08	\$35.33	\$42.04	\$48.81	\$61.33	\$64,654	\$73,493	\$87,437	\$101,520	\$127,573	0.82
29-1131	Veterinarians	80	40.20	\$39.87	\$82,935	9.44	\$25.61	\$29.45	\$42.40	\$47.65	\$50.78	\$53,262	\$61,253	\$88,195	\$99,111	\$105,624	1.72
29-1141	Registered nurses	1,780	5.19	\$32.72	\$68,047	1.13	\$25.65	\$28.24	\$32.28	\$36.89	\$41.20	\$53,359	\$58,738	\$67,134	\$76,721	\$85,696	0.88
29-1151	Nurse anesthetists	20	11.08	\$121.90	\$253,554	11.17	\$85.68	\$93.16	#	#	#	\$178,218	\$193,766	#	#	#	#
29-1171	Nurse practitioners	140	25.71	\$47.24	\$98,251	3.59	\$37.22	\$41.71	\$46.70	\$53.68	\$59.79	\$77,413	\$86,755	\$97,140	\$111,649	\$124,361	1.12
29-1181	Audiologists	#	#	\$36.24	\$75,389	10.78	\$26.64	\$29.21	\$34.37	\$42.17	\$50.36	\$55,408	\$60,756	\$71,480	\$87,716	\$104,757	#
29-2010	Clinical laboratory technologists and technicians	80	10.45	\$24.50	\$50,960	4.25	\$13.20	\$17.19	\$25.05	\$31.52	\$36.09	\$27,449	\$35,759	\$52,102	\$65,566	\$75,060	0.36
29-2021	Dental hygienists	120	34.13	\$38.43	\$79,926	9.32	\$30.71	\$33.30	\$37.12	\$46.42	\$54.81	\$63,879	\$69,255	\$77,203	\$96,555	\$114,007	0.84
29-2034	Radiologic technologists and technicians	180	12.01	\$30.02	\$62,450	2.53	\$21.16	\$24.37	\$29.65	\$35.32	\$38.99	\$44,005	\$50,687	\$61,668	\$73,456	\$81,107	1.30
29-2041	Emergency medical technicians and paramedics	330	17.23	\$18.61	\$38,717	10.54	\$10.20	\$12.60	\$17.35	\$25.00	\$29.20	\$21,226	\$26,209	\$36,080	\$51,998	\$60,742	1.85
29-2051	Dietetic technicians	20	0.00	\$14.35	\$29,842	3.31	\$12.62	\$13.21	\$14.19	\$15.16	\$17.17	\$26,257	\$27,480	\$29,519	\$31,540	\$35,705	#
29-2052	Pharmacy technicians	190	10.20	\$17.50	\$36,393.00	\$2.77	\$12.96	\$15.14	\$17.16	\$19.31	\$23.21	\$26,959.00	\$31,488.00	\$35,689.00	\$40,175.00	\$48,283.00	0.66

Data unavailable

Occupational Code	Occupational Title	Employment Estimate	Employment Percentage Relative Standard Error	Average Hourly Wage	Average Annual Wage	Wage Percentage Relative Standard Error	10th Percentile (Hourly)	25th Percentile (Hourly)	50th Percentile (Hourly)	75th Percentile (Hourly)	90th Percentile (Hourly)	10th Percentile (Annual)	25th Percentile (Annual)	50th Percentile (Annual)	75th Percentile (Annual)	90th Percentile (Annual)	Location Quotients
29-2055	Surgical technologists	60	18.14	\$21.81	\$45,362	2.55	\$15.03	\$19.77	\$22.00	\$24.27	\$28.07	\$31,258	\$41,121	\$45,754	\$50,472	\$58,389	0.78
29-2056	Veterinary technologists and technicians	80	40.32	\$15.21	\$31,636	10.50	\$10.67	\$11.36	\$14.40	\$18.71	\$21.86	\$22,195	\$23,631	\$29,947	\$38,927	\$45,470	1.10
29-2057	Ophthalmic medical technicians	#	#	\$17.71	\$36,839	6.66	\$13.57	\$15.15	\$17.39	\$20.65	\$23.14	\$28,229	\$31,522	\$36,180	\$42,960	\$48,123	#
29-2061	Licensed practical and licensed vocational nurses	360	8.85	\$23.04	\$47,920	3.99	\$16.91	\$19.81	\$22.23	\$24.81	\$29.45	\$35,183	\$41,203	\$46,235	\$51,611	\$61,252	0.74
29-2071	Medical records and health information technicians	140	18.43	\$18.90	\$39,312	3.80	\$11.14	\$14.60	\$18.81	\$23.05	\$26.43	\$23,175	\$30,378	\$39,119	\$47,954	\$54,980	1.01
29-2081	Opticians, dispensing	50	29.09	\$18.03	\$37,503	5.96	\$13.30	\$15.15	\$17.28	\$19.38	\$25.94	\$27,667	\$31,520	\$35,939	\$40,317	\$53,954	1.04
29-2092	Hearing aid specialists	#	#	\$21.79	\$45,323	22.40	\$15.94	\$16.88	\$18.44	\$23.65	\$36.11	\$33,160	\$35,108	\$38,355	\$49,184	\$75,103	#
29-2099	Health technologists and technicians, all other	140	27.38	\$18.29	\$38,042	2.67	\$13.20	\$14.55	\$16.72	\$20.35	\$26.97	\$27,456	\$30,270	\$34,778	\$42,320	\$56,094	1.61
29-9011	Occupational health and safety specialists	70	5.07	\$35.69	\$74,232	1.97	\$24.11	\$27.87	\$35.27	\$42.81	\$47.20	\$50,147	\$57,964	\$73,363	\$89,046	\$98,173	1.09
29-9012	Occupational health and safety technicians	10	29.18	\$32.69	\$67,995	6.09	\$24.36	\$27.68	\$33.01	\$37.35	\$41.46	\$50,669	\$57,566	\$68,652	\$77,691	\$86,243	#
29-9091	Athletic trainers	20	30.51	#	\$48,917	1.92	#	#	#	#	#	\$34,140	\$37,822	\$46,392	\$58,684	\$71,093	#
31-0000	Healthcare support	2,350	6.37	\$15.97	\$33,227	3.48	\$10.94	\$12.19	\$14.37	\$17.69	\$22.80	\$22,758	\$25,360	\$29,892	\$36,798	\$47,424	0.83
31-1011	Home health aides	560	25.20	\$12.72	\$26,461	3.10	\$10.54	\$11.03	\$11.89	\$14.09	\$16.69	\$21,920	\$22,944	\$24,734	\$29,306	\$34,714	1.03
31-1014	Nursing assistants	720	19.74	\$14.34	\$29,837	1.37	\$11.58	\$12.67	\$14.08	\$15.77	\$18.14	\$24,090	\$26,356	\$29,277	\$32,794	\$37,740	0.73
31-1015	Orderlies	30	27.79	\$11.27	\$23,447	4.51	\$10.20	\$10.20	\$10.21	\$11.52	\$14.92	\$21,219	\$21,224	\$21,231	\$23,969	\$31,036	0.90
31-2011	Occupational therapy assistants	20	13.83	\$24.77	\$51,530	5.78	\$18.92	\$20.08	\$24.57	\$28.58	\$31.47	\$39,360	\$41,773	\$51,116	\$59,455	\$65,456	#
31-2021	Physical therapist assistants	#	#	\$24.22	\$50,386	7.79	\$11.23	\$20.05	\$23.76	\$28.55	\$33.87	\$23,352	\$41,712	\$49,417	\$59,380	\$70,440	#
31-9011	Massage therapists	#	#	\$31.77	\$66,071	13.57	\$20.53	\$24.55	\$29.24	\$41.09	\$46.85	\$42,692	\$51,063	\$60,828	\$85,461	\$97,455	#
31-9091	Dental assistants	220	29.79	\$17.81	\$37,039	10.01	\$12.71	\$13.71	\$16.14	\$22.07	\$24.80	\$26,441	\$28,520	\$33,570	\$45,902	\$51,582	0.95
31-9092	Medical assistants	400	9.82	\$17.22	\$35,819	8.80	\$11.64	\$13.46	\$15.96	\$18.09	\$21.39	\$24,213	\$27,989	\$33,188	\$37,626	\$44,492	0.87
31-9093	Medical equipment preparers	30	19.87	\$18.14	\$37,740	2.09	\$13.54	\$15.68	\$18.46	\$20.96	\$23.03	\$28,167	\$32,606	\$38,392	\$43,596	\$47,901	0.79
31-9094	Medical transcriptionists	10	6.23	\$20.20	\$42,024	2.88	\$16.30	\$17.58	\$19.94	\$23.05	\$24.90	\$33,895	\$36,560	\$41,482	\$47,940	\$51,790	#
31-9096	Veterinary assistants and laboratory animal caretakers	#	#	\$15.72	\$32,702	17.64	\$11.01	\$12.06	\$13.64	\$15.52	\$27.92	\$22,893	\$25,081	\$28,375	\$32,292	\$58,067	#
31-9097	Phlebotomists	40	3.89	\$15.46	\$32,162	2.43	\$12.40	\$13.24	\$14.65	\$17.22	\$19.51	\$25,795	\$27,546	\$30,464	\$35,817	\$40,590	0.44
31-9099	Healthcare support workers, all other	90	1.07	\$15.94	\$33,146	2.17	\$10.78	\$11.81	\$15.68	\$18.65	\$22.20	\$22,416	\$24,565	\$32,613	\$38,789	\$46,185	1.42
33-0000	Protective service	4,170	2.97	\$23.91	\$49,736	1.67	\$15.10	\$20.30	\$22.21	\$28.19	\$33.71	\$31,417	\$42,228	\$46,189	\$58,636	\$70,111	1.77
33-1011	First-line supervisors of correctional officers	220	0.28	\$32.00	\$66,560	2.56	\$26.31	\$27.41	\$32.77	\$35.62	\$38.66	\$54,728	\$57,007	\$68,166	\$74,091	\$80,415	7.50
33-1012	First-line supervisors of police and detectives	110	3.82	\$38.78	\$80,664	1.91	\$25.57	\$28.83	\$35.30	\$47.84	\$55.45	\$53,195	\$59,971	\$73,414	\$99,506	\$115,342	1.35
33-1021	First-line supervisors of fire fighting and prevention workers	50	36.42	\$38.30	\$79,659	5.82	\$24.05	\$29.82	\$38.90	\$44.90	\$50.48	\$50,029	\$62,031	\$80,914	\$93,399	\$104,988	1.16
33-1099	First-line supervisors of protective service workers, all other	70	6.45	\$25.45	\$52,935	2.74	\$17.22	\$20.81	\$24.99	\$29.60	\$35.01	\$35,814	\$43,282	\$51,987	\$61,559	\$72,823	1.23
33-2011	Firefighters	180	39.06	\$26.41	\$54,936	8.00	\$18.03	\$21.61	\$26.97	\$30.93	\$35.99	\$37,502	\$44,941	\$56,099	\$64,342	\$74,858	0.82
33-2021	Fire inspectors and investigators	10	31.93	\$27.61	\$57,421	6.30	\$20.48	\$22.87	\$28.19	\$31.41	\$34.83	\$42,602	\$47,560	\$58,639	\$65,339	\$72,456	#
33-3011	Bailiffs	10	21.83	\$22.46	\$46,709	5.08	\$16.90	\$18.99	\$21.59	\$24.06	\$32.91	\$35,160	\$39,494	\$44,910	\$50,045	\$68,444	#
33-3012	Correctional officers and jailers	2,050	0.39	\$23.16	\$48,180	2.57	\$20.30	\$20.34	\$21.82	\$25.05	\$29.68	\$42,226	\$42,317	\$45,388	\$52,114	\$61,726	7.21
33-3021	Detectives and criminal investigators	90	1.84	\$34.16	\$71,047	1.49	\$23.18	\$26.55	\$32.57	\$39.24	\$49.40	\$48,216	\$55,215	\$67,742	\$81,627	\$102,755	1.23
33-3051	Police and sheriff's patrol officers	560	5.28	\$27.93	\$58,085	1.36	\$20.23	\$22.48	\$26.52	\$31.77	\$39.23	\$42,088	\$46,759	\$55,156	\$66,082	\$81,598	1.23
33-9011	Animal control workers	20	41.33	\$16.79	\$34,933	4.33	\$10.76	\$11.58	\$16.49	\$21.43	\$24.56	\$22,380	\$24,096	\$34,295	\$44,573	\$51,076	#
33-9031	Gaming surveillance officers and gaming investigators	30	38.83	\$17.87	\$37,163	11.65	\$10.96	\$12.08	\$15.44	\$18.75	\$23.20	\$22,795	\$25,125	\$32,124	\$39,006	\$48,260	#
33-9032	Security guards	220	20.04	\$15.57	\$32,381	5.33	\$10.33	\$11.75	\$14.18	\$17.65	\$19.69	\$21,489	\$24,433	\$29,488	\$36,708	\$40,956	0.29
33-9091	Crossing guards	40	0.00	\$14.56	\$30,278	3.85	\$12.77	\$13.34	\$14.29	\$15.24	\$17.48	\$26,558	\$27,744	\$29,722	\$31,699	\$36,349	0.65
33-9093	Transportation security screeners	60	0.00	\$21.16	\$44,022	2.21	\$18.37	\$18.81	\$21.60	\$22.27	\$24.79	\$38,208	\$39,135	\$44,935	\$46,311	\$51,567	1.87
33-9099	Protective service workers, all other	150	3.31	\$18.07	\$37,594	1.74	\$12.82	\$16.05	\$16.06	\$19.89	\$25.94	\$26,656	\$33,388	\$33,401	\$41,365	\$53,959	1.57
35-0000	Food preparation and serving-related	11,160	2.85	\$12.78	\$26,575	1.61	\$10.20	\$10.21	\$11.19	\$13.70	\$17.99	\$21,222	\$21,231	\$23,271	\$28,489	\$37,427	1.22
35-1011	Chefs and head cooks	120	27.05	\$24.13	\$50,201	6.37	\$15.68	\$17.33	\$25.47	\$29.76	\$31.58	\$32,609	\$36,046	\$52,980	\$61,894	\$65,685	1.38
35-1012	First-line supervisors of food preparation and serving workers	950	12.75	\$18.02	\$37,472	5.09	\$10.63	\$11.72	\$17.11	\$22.73	\$27.98	\$22,111	\$24,384	\$35,596	\$47,277	\$58,200	1.45
35-2011	Cooks, fast food	#	#	\$13.56	\$28,206	10.11	\$10.20	\$10.21	\$11.39	\$14.08	\$19.70	\$21,224	\$21,242	\$23,695	\$29,294	\$40,978	#
35-2012	Cooks, institution and cafeteria	490	5.23	\$13.47	\$28,015	1.32	\$10.66	\$11.41	\$12.98	\$15.04	\$17.63	\$22,178	\$23,732	\$26,989	\$31,274	\$36,668	1.78
35-2014	Cooks, restaurant	1,880	10.67	\$12.91	\$26,849	2.29	\$10.23	\$11.12	\$12.47	\$14.10	\$15.53	\$21,275	\$23,130	\$25,941	\$29,327	\$32,300	2.05
35-2015	Cooks, short order	#	#	\$10.92	\$22,724	6.57	\$10.20	\$10.20	\$10.21	\$10.23	\$11.73	\$21,219	\$21,223	\$21,230	\$21,286	\$24,398	#
35-2021	Food preparation workers	970	27.49	\$13.77	\$28,637	8.43	\$10.28	\$10.83	\$11.70	\$14.44	\$22.27	\$21,376	\$22,528	\$24,337	\$30,039	\$46,312	1.74

Data unavailable

Occupational Code	Occupational Title	Employment Estimate	Employment Percentage Relative Standard Error	Average Hourly Wage	Average Annual Wage	Wage Percentage Relative Standard Error	10th Percentile (Hourly)	25th Percentile (Hourly)	50th Percentile (Hourly)	75th Percentile (Hourly)	90th Percentile (Hourly)	10th Percentile (Annual)	25th Percentile (Annual)	50th Percentile (Annual)	75th Percentile (Annual)	90th Percentile (Annual)	Location Quotients
35-3011	Bartenders	670	14.71	\$12.48	\$25,955	5.42	\$10.20	\$10.20	\$10.21	\$13.49	\$17.89	\$21,220	\$21,226	\$21,236	\$28,066	\$37,204	1.55
35-3021	Combined food preparation and serving workers, including fast food	2,120	19.10	\$11.50	\$23,925	3.32	\$10.20	\$10.21	\$10.50	\$11.59	\$14.88	\$21,221	\$21,228	\$21,846	\$24,115	\$30,946	0.84
35-3022	Counter attendants, cafeteria, food concession, and coffee shop	120	36.16	\$12.12	\$25,199	5.00	\$10.20	\$10.20	\$10.21	\$13.99	\$15.57	\$21,220	\$21,225	\$21,235	\$29,095	\$32,383	0.38
35-3031	Waiters and waitresses	2,030	10.15	\$11.35	\$23,610	3.03	\$10.20	\$10.20	\$10.21	\$10.99	\$15.02	\$21,219	\$21,224	\$21,231	\$22,859	\$31,246	1.15
35-3041	Food servers, nonrestaurant	190	22.60	\$11.67	\$24,270	3.13	\$10.20	\$10.21	\$10.90	\$12.91	\$14.44	\$21,221	\$21,229	\$22,679	\$26,860	\$30,036	1.05
35-9011	Dining room and cafeteria attendants and bartender helpers	250	38.51	\$10.93	\$22,726	3.88	\$10.20	\$10.20	\$10.21	\$11.35	\$12.89	\$21,220	\$21,225	\$21,234	\$23,612	\$26,814	0.81
35-9021	Dishwashers	570	18.34	\$12.02	\$25,001	3.45	\$10.21	\$10.76	\$11.67	\$12.77	\$14.24	\$21,237	\$22,375	\$24,273	\$26,556	\$29,623	1.67
35-9031	Hosts and hostesses, restaurant, lounge, and coffee shop	320	22.42	\$10.84	\$22,544	2.74	\$10.20	\$10.20	\$10.21	\$11.05	\$12.09	\$21,219	\$21,224	\$21,233	\$22,981	\$25,143	1.12
35-9099	Food preparation and serving related workers, all other	#	#	\$10.39	\$21,620	4.25	\$10.20	\$10.20	\$10.21	\$10.21	\$11.18	\$21,219	\$21,223	\$21,229	\$21,236	\$23,248	#
37-0000	Building and grounds cleaning and maintenance	4,380	6.77	\$14.83	\$30,847	2.26	\$10.48	\$11.46	\$13.52	\$16.67	\$22.09	\$21,807	\$23,835	\$28,123	\$34,667	\$45,953	1.45
37-1011	First-line supervisors of housekeeping and janitorial workers	230	9.85	\$24.72	\$51,411	2.56	\$17.94	\$21.91	\$24.00	\$27.77	\$32.45	\$37,322	\$45,567	\$49,927	\$57,758	\$67,492	2.17
37-1012	First-line supervisors of landscaping, lawn service, and groundsk	90	26.92	\$24.16	\$50,253	4.16	\$11.76	\$16.38	\$24.40	\$31.76	\$37.09	\$24,468	\$34,076	\$50,747	\$66,067	\$77,156	1.29
37-2011	Janitors and cleaners, except maids and housekeeping cleaners	1,500	10.27	\$13.86	\$28,836	2.98	\$10.21	\$11.18	\$13.24	\$15.55	\$18.83	\$21,234	\$23,259	\$27,541	\$32,342	\$39,177	1.02
37-2012	Maids and housekeeping cleaners	1,290	15.50	\$12.31	\$25,596	2.63	\$10.46	\$10.96	\$11.80	\$13.42	\$14.74	\$21,754	\$22,789	\$24,548	\$27,909	\$30,658	2.04
37-2021	Pest control workers	#	#	\$20.20	\$42,016	9.14	\$13.81	\$17.06	\$21.59	\$23.64	\$24.87	\$28,719	\$35,477	\$44,906	\$49,167	\$51,724	#
37-3011	Landscaping and groundskeeping workers	1,110	11.32	\$15.78	\$32,828	3.78	\$11.11	\$12.80	\$14.89	\$18.06	\$22.29	\$23,105	\$26,624	\$30,974	\$37,558	\$46,364	1.77
37-3012	Pesticide handlers, sprayers, and applicators, vegetation	30	12.34	\$16.26	\$33,817	2.45	\$12.73	\$13.76	\$15.44	\$18.04	\$21.90	\$26,478	\$28,624	\$32,125	\$37,533	\$45,545	#
37-3019	Grounds maintenance workers, all other	80	31.29	\$16.94	\$35,241	2.72	\$13.01	\$14.36	\$16.75	\$18.97	\$21.66	\$27,064	\$29,861	\$34,836	\$39,452	\$45,062	7.88
39-0000	Personal care and service	4,490	7.92	\$13.67	\$28,444	3.13	\$10.21	\$10.53	\$11.75	\$14.48	\$19.14	\$21,227	\$21,903	\$24,434	\$30,108	\$39,816	1.21
39-1021	First-line supervisors of personal service workers	240	10.64	\$20.23	\$42,088	2.91	\$12.21	\$15.86	\$19.42	\$24.82	\$29.21	\$25,403	\$32,988	\$40,400	\$51,621	\$60,750	1.52
39-2021	Nonfarm animal caretakers	170	28.85	\$11.70	\$24,338	2.44	\$10.21	\$10.45	\$11.17	\$11.92	\$13.93	\$21,228	\$21,732	\$23,232	\$24,797	\$28,970	1.23
39-3031	Ushers, lobby attendants, and ticket takers	#	#	\$10.85	\$22,564	3.60	\$10.20	\$10.21	\$10.54	\$11.50	\$12.10	\$21,221	\$21,229	\$21,916	\$23,926	\$25,167	#
39-3091	Amusement and recreation attendants	470	20.71	\$12.01	\$24,987	3.00	\$10.24	\$10.65	\$11.34	\$12.15	\$14.73	\$21,295	\$22,158	\$23,597	\$25,275	\$30,645	2.15
39-5012	Hairdressers, hairstylists, and cosmetologists	90	33.13	\$15.65	\$32,562	7.60	\$10.21	\$15.16	\$16.56	\$17.94	\$18.78	\$21,232	\$31,530	\$34,438	\$37,322	\$39,053	0.35
39-6012	Concierges	#	#	\$17.59	\$36,596	4.95	\$12.96	\$14.10	\$16.84	\$20.19	\$23.92	\$26,955	\$29,336	\$35,032	\$41,989	\$49,755	#
39-7010	Tour and travel guides	190	31.39	\$15.61	\$32,474	7.94	\$10.74	\$11.54	\$13.50	\$17.58	\$25.62	\$22,347	\$24,013	\$28,083	\$36,559	\$53,282	5.46
39-9011	Childcare workers	280	36.20	\$13.31	\$27,690	2.62	\$10.48	\$11.07	\$12.10	\$14.96	\$18.16	\$21,800	\$23,019	\$25,160	\$31,124	\$37,772	0.72
39-9021	Personal care aides	1,910	15.74	\$11.87	\$24,684	1.78	\$10.20	\$10.21	\$11.32	\$12.85	\$14.66	\$21,224	\$21,246	\$23,554	\$26,724	\$30,496	1.26
39-9031	Fitness trainers and aerobics instructors	160	28.90	\$19.22	\$39,982	9.07	\$10.21	\$15.01	\$18.58	\$24.67	\$28.69	\$21,230	\$31,220	\$38,649	\$51,321	\$59,684	0.78
39-9032	Recreation workers	450	10.31	\$17.53	\$36,463	16.29	\$10.20	\$10.46	\$11.73	\$18.05	\$35.29	\$21,226	\$21,764	\$24,408	\$37,543	\$73,393	1.88
39-9099	Personal care and service workers, all other	20	14.96	\$16.03	\$33,342	7.72	\$11.80	\$12.40	\$13.49	\$14.59	\$30.79	\$24,541	\$25,794	\$28,054	\$30,350	\$64,047	#
41-0000	Sales and related	11,790	4.62	\$17.26	\$35,903.00	\$2.49	\$10.38	\$11.32	\$13.96	\$19.19	\$26.35	\$21,588.00	\$23,552.00	\$29,045.00	\$39,924.00	\$54,815.00	1.19
41-1011	First-line supervisors of retail sales workers	1,270	7.17	\$21.39	\$44,483	6.03	\$13.01	\$14.95	\$18.29	\$23.77	\$32.34	\$27,061	\$31,089	\$38,042	\$49,433	\$67,267	1.57
41-1012	First-line supervisors of non-retail sales workers	70	26.13	\$28.30	\$58,856	7.04	\$18.37	\$21.57	\$25.07	\$30.17	\$44.80	\$38,202	\$44,868	\$52,153	\$62,755	\$93,184	0.43
41-2011	Cashiers	3,070	12.75	\$12.62	\$26,254	2.68	\$10.21	\$10.71	\$11.61	\$13.79	\$17.15	\$21,234	\$22,267	\$24,149	\$28,679	\$35,679	1.24
41-2021	Counter and rental clerks	720	21.94	\$16.62	\$34,574	5.82	\$10.71	\$11.64	\$14.66	\$19.22	\$24.36	\$22,267	\$24,212	\$30,490	\$39,970	\$50,673	2.45
41-2022	Parts salespersons	220	42.79	\$17.31	\$35,997	7.06	\$11.95	\$13.32	\$15.03	\$18.75	\$28.34	\$24,847	\$27,698	\$31,255	\$38,995	\$58,937	1.26
41-2031	Retail salespersons	4,460	12.26	\$15.30	\$31,827	3.84	\$10.47	\$11.27	\$13.38	\$17.93	\$23.39	\$21,771	\$23,438	\$27,828	\$37,294	\$48,652	1.47
41-3011	Advertising sales agents	70	19.62	\$19.06	\$39,646	6.18	\$11.09	\$14.36	\$18.39	\$22.82	\$28.02	\$23,062	\$29,861	\$38,242	\$47,468	\$58,289	0.77
41-3021	Insurance sales agents	250	19.76	\$20.56	\$42,769	10.79	\$10.21	\$13.04	\$17.18	\$25.42	\$31.00	\$21,228	\$27,115	\$35,734	\$52,880	\$64,476	0.94
41-3031	Securities, commodities, and financial services sales agents	140	16.30	\$34.74	\$72,253	20.87	\$16.27	\$18.41	\$24.93	\$43.63	\$56.78	\$33,839	\$38,294	\$51,853	\$90,758	\$118,104	0.49
41-3041	Travel agents	10	32.10	\$21.38	\$44,461	4.31	\$16.54	\$18.04	\$20.40	\$23.01	\$24.58	\$34,413	\$37,528	\$42,428	\$47,858	\$51,135	#
41-3099	Sales representatives, services, all other	390	19.10	\$30.58	\$63,615	8.92	\$11.36	\$15.61	\$20.36	\$41.50	\$70.56	\$23,620	\$32,478	\$42,353	\$86,314	\$146,775	0.55
41-4011	Sales representatives, wholesale and manufacturing, technical and scientific products	40	42.15	\$37.98	\$79,006	11.68	\$20.35	\$22.74	\$30.36	\$52.10	\$66.99	\$42,322	\$47,302	\$63,154	\$108,375	\$139,343	0.17
41-4012	Sales representatives, wholesale and manufacturing, except technical and scientific products	540	13.95	\$31.48	\$65,472	10.52	\$11.65	\$16.15	\$23.73	\$35.42	\$59.24	\$24,242	\$33,601	\$49,350	\$73,670	\$123,215	0.58

Data unavailable

Occupational Code	Occupational Title	Employment Estimate	Employment Percentage Relative Standard Error	Average Hourly Wage	Average Annual Wage	Wage Percentage Relative Standard Error	10th Percentile (Hourly)	25th Percentile (Hourly)	50th Percentile (Hourly)	75th Percentile (Hourly)	90th Percentile (Hourly)	10th Percentile (Annual)	25th Percentile (Annual)	50th Percentile (Annual)	75th Percentile (Annual)	90th Percentile (Annual)	Location Quotients
41-9022	Real estate sales agents	#	#	\$19.94	\$41,476	9.91	\$10.20	\$17.24	\$20.75	\$22.88	\$27.57	\$21,225	\$35,853	\$43,154	\$47,594	\$57,337	#
41-9099	Sales and related workers, all other	100	23.98	\$16.61	\$34,550	10.05	\$10.75	\$11.57	\$14.06	\$19.94	\$27.80	\$22,367	\$24,063	\$29,243	\$41,466	\$57,831	1.58
43-0000	Office and administrative support	13,810	3.54	\$17.45	\$36,290	1.12	\$10.83	\$12.76	\$16.32	\$20.84	\$25.83	\$22,528	\$26,537	\$33,936	\$43,343	\$53,727	0.92
43-1011	First-line supervisors of office and administrative support workers	690	6.95	\$23.88	\$49,672	2.63	\$14.66	\$17.23	\$22.63	\$28.87	\$36.80	\$30,491	\$35,830	\$47,072	\$60,045	\$76,539	0.69
43-2011	Switchboard operators, including answering service	30	0.74	\$13.64	\$28,379	2.01	\$10.21	\$11.90	\$13.53	\$15.05	\$17.89	\$21,234	\$24,745	\$28,140	\$31,300	\$37,210	0.62
43-3011	Bill and account collectors	40	37.24	\$18.61	\$38,717	10.12	\$10.20	\$11.50	\$19.81	\$23.60	\$26.64	\$21,225	\$23,929	\$41,212	\$49,081	\$55,405	0.22
43-3021	Billing and posting clerks and machine operators	280	15.88	\$19.67	\$40,919	2.60	\$13.92	\$16.51	\$19.79	\$22.97	\$25.14	\$28,960	\$34,346	\$41,174	\$47,778	\$52,295	0.87
43-3031	Bookkeeping, accounting, and auditing clerks	1,350	9.25	\$18.76	\$39,016	3.65	\$10.21	\$13.20	\$17.51	\$23.61	\$28.70	\$21,236	\$27,450	\$36,413	\$49,110	\$59,690	1.29
43-3051	Payroll and timekeeping clerks	90	27.28	\$22.46	\$46,706	3.43	\$15.81	\$18.77	\$22.04	\$24.87	\$32.39	\$32,890	\$39,032	\$45,847	\$51,732	\$67,378	0.89
43-3061	Procurement clerks	30	15.57	\$18.53	\$38,547	4.59	\$10.21	\$15.72	\$18.08	\$22.54	\$25.42	\$21,230	\$32,699	\$37,615	\$46,887	\$52,865	0.65
43-3071	Tellers	540	7.49	\$14.96	\$31,121	2.99	\$12.39	\$13.37	\$14.87	\$16.70	\$18.42	\$25,761	\$27,800	\$30,931	\$34,741	\$38,314	1.67
43-3099	Financial clerks, all other	50	24.70	\$15.62	\$32,497	4.52	\$10.78	\$11.62	\$16.56	\$18.61	\$20.20	\$22,413	\$24,177	\$34,445	\$38,710	\$42,010	2.35
43-4031	Court, municipal, and license clerks	560	28.90	\$18.89	\$39,301	1.43	\$12.94	\$15.41	\$17.81	\$21.68	\$25.65	\$26,916	\$32,053	\$37,041	\$45,092	\$53,342	5.71
43-4051	Customer service representatives	660	16.92	\$16.05	\$33,377	4.07	\$10.79	\$11.66	\$14.58	\$19.04	\$24.11	\$22,443	\$24,253	\$30,332	\$39,606	\$50,144	0.33
43-4061	Eligibility interviewers, government programs	100	4.21	\$18.86	\$39,231	1.62	\$14.08	\$15.78	\$17.70	\$21.43	\$25.83	\$29,291	\$32,829	\$36,815	\$44,564	\$53,736	1.10
43-4071	File clerks	110	9.34	\$15.60	\$32,444	2.23	\$12.32	\$13.38	\$15.14	\$17.74	\$19.87	\$25,626	\$27,840	\$31,492	\$36,893	\$41,328	1.40
43-4081	Hotel, motel, and resort desk clerks	640	6.05	\$13.29	\$27,636	5.57	\$10.48	\$11.00	\$11.94	\$14.85	\$18.56	\$21,805	\$22,883	\$24,829	\$30,893	\$38,607	3.57
43-4111	Interviewers, except eligibility and loan	#	#	\$16.35	\$34,005	2.86	\$12.38	\$13.84	\$15.98	\$18.14	\$21.26	\$25,759	\$28,781	\$33,245	\$37,732	\$44,222	#
43-4121	Library assistants, clerical	20	12.33	\$16.80	\$34,946	3.85	\$13.00	\$16.13	\$17.14	\$18.71	\$19.03	\$27,041	\$33,551	\$35,647	\$38,919	\$39,574	#
43-4131	Loan interviewers and clerks	70	18.73	\$20.43	\$42,495	6.07	\$15.14	\$16.63	\$18.89	\$23.66	\$29.41	\$31,501	\$34,589	\$39,281	\$49,211	\$61,171	0.47
43-4151	Order clerks	80	16.14	\$16.91	\$35,170	4.83	\$10.65	\$13.62	\$16.22	\$19.22	\$24.30	\$22,150	\$28,336	\$33,738	\$39,988	\$50,553	0.72
43-4161	Human resources assistants, except payroll and timekeeping	60	20.60	\$17.65	\$36,712	3.89	\$10.95	\$12.32	\$15.87	\$22.60	\$27.29	\$22,778	\$25,634	\$33,007	\$47,006	\$56,764	0.71
43-4171	Receptionists and information clerks	730	10.25	\$14.29	\$29,720	1.64	\$10.86	\$12.26	\$14.07	\$16.32	\$18.31	\$22,594	\$25,500	\$29,267	\$33,946	\$38,091	1.02
43-4181	Reservation and transportation ticket agents and travel clerks	210	21.71	\$16.22	\$33,742	10.70	\$10.57	\$11.12	\$13.87	\$19.36	\$26.01	\$21,992	\$23,126	\$28,843	\$40,259	\$54,095	2.30
43-4199	Information and record clerks, all other	320	9.00	\$19.04	\$39,600	2.07	\$12.79	\$14.35	\$17.59	\$23.15	\$27.90	\$26,600	\$29,847	\$36,586	\$48,145	\$58,030	2.97
43-5031	Police, fire, and ambulance dispatchers	150	39.24	\$21.10	\$43,892	2.30	\$16.89	\$19.24	\$21.19	\$23.34	\$24.83	\$35,133	\$40,018	\$44,078	\$48,549	\$51,642	2.33
43-5032	Dispatchers, except police, fire, and ambulance	80	16.99	\$18.47	\$38,409	4.31	\$11.49	\$13.63	\$16.82	\$23.15	\$28.44	\$23,894	\$28,341	\$34,979	\$48,160	\$59,164	0.57
43-5041	Meter readers, utilities	20	27.95	\$28.12	\$58,479	6.91	\$21.38	\$24.01	\$27.99	\$31.93	\$36.54	\$44,473	\$49,941	\$58,213	\$66,420	\$75,998	#
43-5051	Postal service clerks	130	0.00	\$22.96	\$47,756	1.09	\$13.17	\$17.20	\$22.35	\$28.89	\$29.48	\$27,393	\$35,774	\$46,497	\$60,101	\$61,319	2.39
43-5052	Postal service mail carriers	230	0.00	\$23.50	\$48,889	1.17	\$17.78	\$17.79	\$22.36	\$30.04	\$31.26	\$36,985	\$36,994	\$46,498	\$62,489	\$65,019	0.99
43-5053	Postal service mail sorters, processors, and processing machine operators	10	0.00	\$24.32	\$50,575	2.35	\$17.19	\$17.20	\$28.89	\$28.90	\$28.90	\$35,762	\$35,773	\$60,094	\$60,103	\$60,108	#
43-5061	Production, planning, and expediting clerks	30	12.91	\$21.58	\$44,891	4.04	\$13.26	\$14.54	\$21.58	\$26.23	\$33.18	\$27,577	\$30,253	\$44,883	\$54,554	\$69,025	0.13
43-5071	Shipping, receiving, and traffic clerks	#	#	\$16.92	\$35,193	6.14	\$10.77	\$12.83	\$16.14	\$20.81	\$24.18	\$22,408	\$26,685	\$33,573	\$43,284	\$50,285	#
43-5081	Stock clerks and order fillers	1,290	18.68	\$13.43	\$27,928	3.46	\$10.51	\$11.01	\$11.87	\$14.57	\$18.82	\$21,870	\$22,911	\$24,680	\$30,304	\$39,156	0.91
43-5111	Weighers, measurers, checkers, and samplers, recordkeeping	20	10.20	\$17.63	\$36,679	11.75	\$11.20	\$12.45	\$16.52	\$22.33	\$26.32	\$23,300	\$25,888	\$34,354	\$46,441	\$54,741	#
43-6011	Executive secretaries and executive administrative assistants	320	8.74	\$23.62	\$49,132	2.46	\$16.46	\$20.46	\$22.27	\$26.78	\$32.86	\$34,243	\$42,558	\$46,327	\$55,706	\$68,349	0.82
43-6012	Legal secretaries	#	#	\$21.58	\$44,895	4.70	\$19.19	\$20.36	\$21.91	\$23.47	\$24.41	\$39,914	\$42,349	\$45,582	\$48,816	\$50,763	#
43-6013	Medical secretaries	300	18.40	\$17.18	\$35,744	3.08	\$12.87	\$14.63	\$17.01	\$19.01	\$22.74	\$26,774	\$30,427	\$35,379	\$39,538	\$47,294	0.75
43-6014	Secretaries and administrative assistants, except legal, medical,	1,780	8.52	\$16.98	\$35,324	2.24	\$10.44	\$12.86	\$16.53	\$20.45	\$23.94	\$21,713	\$26,747	\$34,377	\$42,532	\$49,802	1.20
43-9021	Data entry keyers	40	19.03	\$16.10	\$33,484	3.39	\$12.34	\$13.64	\$15.49	\$18.43	\$21.53	\$25,663	\$28,380	\$32,222	\$38,342	\$44,777	0.36
43-9051	Mail clerks and mail machine operators, except postal service	30	38.42	\$15.44	\$32,106	9.09	\$10.20	\$10.21	\$14.58	\$19.35	\$23.30	\$21,222	\$21,232	\$30,330	\$40,243	\$48,463	#
43-9061	Office clerks, general	1,950	11.21	\$17.37	\$36,139	2.31	\$10.21	\$12.92	\$16.08	\$20.14	\$25.99	\$21,236	\$26,870	\$33,450	\$41,893	\$54,069	0.96
43-9199	Office and administrative support workers, all other	40	12.17	\$17.94	\$37,309	6.64	\$10.24	\$13.30	\$16.47	\$22.81	\$26.80	\$21,293	\$27,660	\$34,253	\$47,435	\$55,743	0.29
45-0000	Farming, fishing, and forestry	410	20.76	\$15.01	\$31,220	5.42	\$10.31	\$10.95	\$12.62	\$17.55	\$24.93	\$21,448	\$22,785	\$26,252	\$36,503	\$51,862	1.26
45-1011	First-line supervisors of farming, fishing, and forestry workers	#	#	\$16.33	\$33,970	22.19	\$10.46	\$10.83	\$11.44	\$24.01	\$28.11	\$21,750	\$22,519	\$23,802	\$49,941	\$58,459	#
45-2011	Agricultural inspectors	10	0.91	\$23.39	\$48,655	2.30	\$19.24	\$21.16	\$21.37	\$27.02	\$27.45	\$40,010	\$44,008	\$44,450	\$56,212	\$57,096	#

Data unavailable

Occupational Code	Occupational Title	Employment Estimate	Employment Percentage Relative Standard Error	Average Hourly Wage	Average Annual Wage	Wage Percentage Relative Standard Error	10th Percentile (Hourly)	25th Percentile (Hourly)	50th Percentile (Hourly)	75th Percentile (Hourly)	90th Percentile (Hourly)	10th Percentile (Annual)	25th Percentile (Annual)	50th Percentile (Annual)	75th Percentile (Annual)	90th Percentile (Annual)	Location Quotients
45-2092	Farmworkers and laborers, crop, nursery, and greenhouse	#	#	\$15.80	\$32,872	5.10	\$11.21	\$12.68	\$14.78	\$17.88	\$22.28	\$23,313	\$26,385	\$30,738	\$37,192	\$46,335	#
45-2093	Farmworkers, farm, ranch, and aquacultural animals	130	38.10	\$13.45	\$27,981	11.65	\$10.21	\$10.37	\$11.09	\$12.22	\$25.91	\$21,227	\$21,569	\$23,057	\$25,417	\$53,900	4.88
47-0000	Construction and extraction	7,550	3.39	\$22.79	\$47,410	1.94	\$13.76	\$16.98	\$21.77	\$27.66	\$32.28	\$28,615	\$35,328	\$45,280	\$57,543	\$67,143	1.85
47-1011	First-line supervisors of construction trades and extraction work	690	9.13	\$32.35	\$67,294	5.27	\$17.09	\$24.72	\$29.84	\$37.71	\$47.45	\$35,540	\$51,425	\$62,071	\$78,438	\$98,700	1.69
47-2021	Brickmasons and blockmasons	60	44.50	\$30.32	\$63,065	7.28	\$21.55	\$24.45	\$28.77	\$36.04	\$42.54	\$44,822	\$50,854	\$59,841	\$74,966	\$88,473	1.31
47-2031	Carpenters	980	20.56	\$23.18	\$48,205	3.49	\$14.90	\$18.89	\$22.99	\$27.71	\$30.96	\$30,990	\$39,288	\$47,821	\$57,635	\$64,396	1.99
47-2044	Tile and marble setters	90	29.03	\$21.86	\$45,472	11.97	\$11.62	\$16.14	\$23.01	\$27.66	\$29.94	\$24,163	\$33,570	\$47,867	\$57,533	\$62,266	3.30
47-2051	Cement masons and concrete finishers	280	32.89	\$20.69	\$43,036	10.80	\$11.23	\$13.34	\$20.95	\$25.07	\$30.78	\$23,351	\$27,741	\$43,576	\$52,138	\$64,032	2.17
47-2061	Construction laborers	1,040	13.94	\$16.63	\$34,590	2.87	\$12.48	\$13.89	\$16.20	\$18.42	\$22.52	\$25,965	\$28,891	\$33,706	\$38,311	\$46,841	1.52
47-2071	Paving, surfacing, and tamping equipment operators	170	9.84	\$21.77	\$45,278	3.21	\$16.32	\$19.51	\$21.68	\$23.88	\$28.24	\$33,956	\$40,576	\$45,088	\$49,679	\$58,735	5.45
47-2073	Operating engineers and other construction equipment operators	1,080	10.04	\$22.52	\$46,837	4.24	\$15.45	\$19.17	\$22.49	\$26.57	\$30.20	\$32,137	\$39,883	\$46,787	\$55,259	\$62,808	4.11
47-2081	Drywall and ceiling tile installers	70	13.48	\$21.36	\$44,433	6.54	\$15.19	\$17.35	\$20.83	\$24.48	\$30.17	\$31,586	\$36,093	\$43,335	\$50,927	\$62,747	0.95
47-2111	Electricians	640	2.53	\$28.86	\$60,029	4.36	\$20.40	\$25.61	\$28.95	\$33.20	\$37.45	\$42,437	\$53,271	\$60,215	\$69,064	\$77,898	1.42
47-2121	Glaziers	#	#	\$16.80	\$34,952	12.10	\$11.05	\$12.44	\$16.49	\$20.38	\$23.71	\$22,993	\$25,868	\$34,299	\$42,396	\$49,326	#
47-2131	Insulation workers, floor, ceiling, and wall	#	#	\$15.97	\$33,222	10.52	\$10.21	\$13.09	\$14.72	\$17.58	\$26.11	\$21,235	\$27,222	\$30,609	\$36,570	\$54,301	#
47-2141	Painters, construction and maintenance	190	24.87	\$19.84	\$41,270.00	\$2.97	\$13.79	\$15.75	\$19.32	\$23.19	\$26.48	\$28,679.00	\$32,758.00	\$40,196.00	\$48,234.00	\$55,085.00	1.24
47-2152	Plumbers, pipefitters, and steamfitters	560	19.07	\$22.01	\$45,776	7.70	\$11.79	\$17.16	\$21.37	\$27.58	\$31.71	\$24,524	\$35,702	\$44,451	\$57,373	\$65,955	1.86
47-2181	Roofers	170	14.11	\$17.68	\$36,772.00	\$3.53	\$13.42	\$15.26	\$17.46	\$20.11	\$23.19	\$27,919.00	\$31,736.00	\$36,315.00	\$41,827.00	\$48,231.00	1.93
47-3011	Helpers--brickmasons, blockmasons, stonemasons, and tile and marble setters	#	#	\$15.33	\$31,881	8.19	\$12.95	\$13.80	\$15.21	\$17.09	\$18.50	\$26,943	\$28,711	\$31,631	\$35,551	\$38,479	#
47-3012	Helpers--carpenters	#	#	\$16.85	\$35,039	4.44	\$14.39	\$15.73	\$17.00	\$18.28	\$19.06	\$29,937	\$32,710	\$35,351	\$38,031	\$39,639	#
47-4011	Construction and building inspectors	170	38.69	\$29.59	\$61,554	7.05	\$20.28	\$22.34	\$26.08	\$34.68	\$44.10	\$42,185	\$46,473	\$54,243	\$72,125	\$91,735	2.38
47-4051	Highway maintenance workers	310	18.03	\$19.79	\$41,174	1.38	\$14.60	\$16.77	\$19.43	\$22.85	\$25.41	\$30,375	\$34,882	\$40,420	\$47,525	\$52,849	3.04
47-4071	Septic tank servicers and sewer pipe cleaners	50	18.71	\$19.32	\$40,177	2.54	\$15.57	\$16.92	\$18.91	\$21.81	\$24.41	\$32,386	\$35,191	\$39,332	\$45,358	\$50,775	2.86
47-5051	Rock splitters, quarry	60	18.31	\$22.10	\$45,974	5.96	\$17.37	\$19.56	\$21.90	\$24.54	\$28.52	\$36,123	\$40,685	\$45,542	\$51,053	\$59,326	17.74
47-5071	Roustabouts, oil and gas	150	18.49	\$19.59	\$40,740	7.77	\$15.13	\$16.43	\$18.56	\$21.96	\$24.00	\$31,476	\$34,172	\$38,611	\$45,683	\$49,919	4.00
49-0000	Installation, maintenance, and repair	4,300	5.05	\$22.51	\$46,825	2.36	\$11.94	\$15.18	\$20.32	\$27.78	\$37.15	\$24,841	\$31,577	\$42,271	\$57,789	\$77,279	1.12
49-1011	First-line supervisors of mechanics, installers, and repairers	450	9.27	\$30.01	\$62,429	4.76	\$15.02	\$22.21	\$27.41	\$35.97	\$47.94	\$31,238	\$46,188	\$57,017	\$74,826	\$99,722	1.41
49-2022	Telecommunications equipment installers and repairers, except line installers	190	40.50	\$26.54	\$55,211	9.20	\$16.65	\$18.93	\$26.81	\$33.79	\$37.25	\$34,642	\$39,381	\$55,772	\$70,291	\$77,483	1.19
49-2094	Electrical and electronics repairers, commercial and industrial equipment	20	17.45	\$43.72	\$90,930	3.64	\$22.66	\$43.12	\$46.28	\$48.72	\$50.35	\$47,138	\$89,684	\$96,254	\$101,329	\$104,732	#
49-2098	Security and fire alarm systems installers	50	34.23	\$21.80	\$45,346	6.33	\$15.94	\$18.31	\$21.90	\$26.17	\$29.24	\$33,150	\$38,084	\$45,547	\$54,437	\$60,828	1.13
49-3011	Aircraft mechanics and service technicians	40	24.16	\$27.81	\$57,840	9.65	\$13.56	\$17.50	\$26.30	\$35.40	\$46.80	\$28,200	\$36,397	\$54,701	\$73,630	\$97,334	0.50
49-3021	Automotive body and related repairers	100	35.21	\$20.60	\$42,849	9.06	\$12.98	\$15.04	\$21.13	\$25.22	\$28.89	\$26,992	\$31,290	\$43,953	\$52,461	\$60,094	1.01
49-3023	Automotive service technicians and mechanics	610	14.34	\$20.81	\$43,290	4.05	\$12.50	\$14.48	\$20.07	\$26.97	\$29.96	\$26,000	\$30,120	\$41,739	\$56,090	\$62,325	1.37
49-3031	Bus and truck mechanics and diesel engine specialists	180	21.43	\$21.47	\$44,665	4.30	\$15.87	\$17.08	\$19.14	\$24.67	\$30.61	\$33,017	\$35,535	\$39,821	\$51,306	\$63,677	0.99
49-3042	Mobile heavy equipment mechanics, except engines	180	10.62	\$22.54	\$46,890	2.92	\$15.66	\$18.83	\$22.27	\$25.95	\$30.19	\$32,566	\$39,173	\$46,326	\$53,984	\$62,785	1.88
49-3052	Motorcycle mechanics	#	#	\$14.33	\$29,797	11.52	\$10.67	\$11.35	\$13.88	\$16.99	\$19.19	\$22,184	\$23,604	\$28,860	\$35,331	\$39,906	#
49-3053	Outdoor power equipment and other small engine mechanics	#	#	\$17.58	\$36,567	11.60	\$10.91	\$12.59	\$18.54	\$21.82	\$23.67	\$22,691	\$26,189	\$38,572	\$45,385	\$49,233	#
49-3092	Recreational vehicle service technicians	40	39.11	\$16.26	\$33,811	7.40	\$12.31	\$13.46	\$15.51	\$18.07	\$22.41	\$25,595	\$27,990	\$32,255	\$37,576	\$46,619	3.49
49-3093	Tire repairers and changers	140	38.30	\$15.15	\$31,510	5.60	\$12.30	\$13.23	\$14.76	\$17.08	\$18.90	\$25,586	\$27,512	\$30,708	\$35,520	\$39,312	1.81
49-9012	Control and valve installers and repairers, except mechanical door	#	#	\$31.43	\$65,383	5.29	\$26.18	\$27.64	\$30.07	\$34.27	\$39.77	\$54,448	\$57,482	\$62,538	\$71,290	\$82,713	#
49-9021	Heating, air conditioning, and refrigeration mechanics and installers	#	#	\$22.70	\$47,219	3.77	\$16.52	\$19.59	\$22.47	\$26.11	\$29.56	\$34,358	\$40,740	\$46,728	\$54,304	\$61,492	#
49-9041	Industrial machinery mechanics	130	30.92	\$31.46	\$65,438	5.85	\$16.80	\$24.99	\$32.57	\$38.82	\$45.98	\$34,941	\$51,985	\$67,750	\$80,738	\$95,643	0.52
49-9051	Electrical power-line installers and repairers	180	16.42	\$42.89	\$89,213	1.89	\$35.74	\$40.55	\$44.12	\$46.78	\$48.94	\$74,344	\$84,345	\$91,766	\$97,292	\$101,795	2.32
49-9052	Telecommunications line installers and repairers	#	#	\$24.50	\$50,952.00	\$3.01	\$16.21	\$18.30	\$22.40	\$31.95	\$36.25	\$33,710.00	\$38,056.00	\$46,591.00	\$66,448.00	\$75,400.00	#
49-9071	Maintenance and repair workers, general	1,300	10.47	\$17.69	\$36,800	4.17	\$10.25	\$12.06	\$16.58	\$21.33	\$27.22	\$21,319	\$25,075	\$34,477	\$44,367	\$56,612	1.37

Data unavailable

Occupational Code	Occupational Title	Employment Estimate	Employment Percentage Relative Standard Error	Average Hourly Wage	Average Annual Wage	Wage Percentage Relative Standard Error	10th Percentile (Hourly)	25th Percentile (Hourly)	50th Percentile (Hourly)	75th Percentile (Hourly)	90th Percentile (Hourly)	10th Percentile (Annual)	25th Percentile (Annual)	50th Percentile (Annual)	75th Percentile (Annual)	90th Percentile (Annual)	Location Quotients
49-9091	Coin, vending, and amusement machine servicers and repairers	#	#	\$20.00	\$41,592	4.30	\$13.13	\$15.52	\$19.89	\$22.88	\$26.86	\$27,318	\$32,289	\$41,373	\$47,589	\$55,872	#
49-9098	Helpers--installation, maintenance, and repair workers	10	45.63	\$12.65	\$26,320	8.53	\$10.20	\$10.31	\$11.32	\$15.88	\$18.30	\$21,225	\$21,448	\$23,542	\$33,041	\$38,068	#
49-9099	Installation, maintenance, and repair workers, all other	60	33.26	\$21.80	\$45,344	4.26	\$13.15	\$16.23	\$19.78	\$23.68	\$34.21	\$27,345	\$33,756	\$41,147	\$49,253	\$71,167	0.59
51-0000	Production	3,270	6.81	\$19.05	\$39,625	2.25	\$10.77	\$12.56	\$16.93	\$22.98	\$31.06	\$22,402	\$26,126	\$35,205	\$47,805	\$64,606	0.52
51-1011	First-line supervisors of production and operating workers	240	12.20	\$29.89	\$62,169	4.13	\$15.95	\$22.25	\$28.06	\$37.04	\$45.31	\$33,170	\$46,288	\$58,363	\$77,048	\$94,247	0.57
51-2028	Electrical, electronic, and electromechanical assemblers, except coil winders, tapers, and finishers	10	0.00	\$12.63	\$26,267	3.06	\$10.21	\$11.96	\$12.93	\$13.92	\$14.51	\$21,229	\$24,871	\$26,890	\$28,944	\$30,177	#
51-2041	Structural metal fabricators and fitters	70	35.37	\$17.33	\$36,047	6.27	\$12.85	\$14.27	\$17.09	\$20.55	\$23.18	\$26,722	\$29,677	\$35,555	\$42,744	\$48,205	1.26
51-2098	Assemblers and fabricators, all other, including team assemblers	130	29.90	\$17.70	\$36,817	5.11	\$12.70	\$14.62	\$17.35	\$19.54	\$24.13	\$26,411	\$30,403	\$36,088	\$40,650	\$50,198	0.15
51-3011	Bakers	#	#	\$13.34	\$27,744	4.54	\$10.67	\$11.36	\$12.86	\$14.50	\$17.16	\$22,190	\$23,619	\$26,747	\$30,168	\$35,692	#
51-3021	Butchers and meat cutters	70	38.84	\$15.11	\$31,419	6.37	\$10.21	\$11.12	\$14.20	\$18.62	\$22.37	\$21,229	\$23,121	\$29,531	\$38,729	\$46,535	0.78
51-3023	Slaughterers and meat packers	20	45.21	\$14.86	\$30,909.00	\$11.11	\$10.21	\$11.81	\$13.92	\$16.43	\$22.02	\$21,229.00	\$24,555.00	\$28,959.00	\$34,173.00	\$45,805.00	#
51-3092	Food batchmakers	180	9.23	\$14.18	\$29,494	3.94	\$10.23	\$11.38	\$14.06	\$17.01	\$18.51	\$21,269	\$23,664	\$29,238	\$35,381	\$38,504	1.68
51-3099	Food processing workers, all other	50	16.34	\$13.73	\$28,552	2.38	\$10.93	\$12.01	\$13.50	\$15.06	\$17.70	\$22,742	\$24,991	\$28,084	\$31,320	\$36,826	1.65
51-4011	Computer-controlled machine tool operators, metal and plastic	20	40.80	\$21.16	\$44,022	2.70	\$15.96	\$17.73	\$20.90	\$24.37	\$28.44	\$33,192	\$36,879	\$43,480	\$50,679	\$59,163	#
51-4041	Machinists	90	21.34	\$19.79	\$41,161	4.78	\$10.64	\$16.17	\$19.70	\$24.09	\$27.65	\$22,132	\$33,640	\$40,983	\$50,102	\$57,521	0.34
51-4121	Welders, cutters, solderers, and brazers	210	15.19	\$23.53	\$48,932	3.73	\$16.42	\$18.46	\$21.73	\$28.83	\$35.37	\$34,152	\$38,403	\$45,194	\$59,956	\$73,576	0.78
51-4199	Metal workers and plastic workers, all other	#	#	\$15.83	\$32,928	12.12	\$10.20	\$12.92	\$15.37	\$19.20	\$22.46	\$21,226	\$26,870	\$31,971	\$39,932	\$46,723	#
51-5111	Prepress technicians and workers	20	40.34	\$17.46	\$36,321	4.78	\$10.30	\$12.12	\$14.80	\$23.26	\$28.51	\$21,421	\$25,210	\$30,789	\$48,375	\$59,292	#
51-5112	Printing press operators	80	23.39	\$17.55	\$36,510	7.90	\$10.21	\$11.68	\$16.50	\$21.54	\$28.71	\$21,230	\$24,292	\$34,313	\$44,796	\$59,721	0.70
51-6011	Laundry and dry-cleaning workers	190	28.75	\$11.66	\$24,256	3.11	\$10.21	\$10.60	\$11.27	\$12.09	\$14.12	\$21,236	\$22,046	\$23,442	\$25,155	\$29,378	1.28
51-6031	Sewing machine operators	100	44.02	\$15.62	\$32,499	4.96	\$11.23	\$12.90	\$15.42	\$17.69	\$19.06	\$23,351	\$26,823	\$32,082	\$36,795	\$39,650	1.03
51-7011	Cabinetmakers and bench carpenters	120	39.38	\$17.33	\$36,054	9.15	\$11.52	\$12.81	\$14.84	\$21.19	\$28.28	\$23,954	\$26,640	\$30,862	\$44,073	\$58,818	1.74
51-7041	Sawing machine setters, operators, and tenders, wood	#	#	\$14.15	\$29,432	3.04	\$10.75	\$11.56	\$13.69	\$17.06	\$18.49	\$22,357	\$24,038	\$28,468	\$35,477	\$38,459	#
51-8013	Power plant operators	10	10.87	\$37.18	\$77,326	5.13	\$21.02	\$25.98	\$41.16	\$46.47	\$49.68	\$43,727	\$54,034	\$85,611	\$96,662	\$103,327	#
51-8021	Stationary engineers and boiler operators	30	30.42	\$22.63	\$47,080	4.49	\$11.10	\$13.44	\$20.22	\$32.82	\$37.47	\$23,090	\$27,945	\$42,059	\$68,270	\$77,940	#
51-8031	Water and wastewater treatment plant and system operators	#	#	\$23.63	\$49,142	2.13	\$17.22	\$20.80	\$23.05	\$25.70	\$31.57	\$35,828	\$43,267	\$47,943	\$53,461	\$65,670	#
51-8092	Gas plant operators	80	40.79	\$34.26	\$71,251	6.11	\$26.69	\$29.23	\$34.27	\$38.61	\$41.95	\$55,507	\$60,793	\$71,282	\$80,313	\$87,266	7.85
51-8099	Plant and system operators, all other	60	8.59	\$24.65	\$51,266	4.20	\$14.17	\$17.34	\$21.83	\$29.62	\$37.52	\$29,473	\$36,067	\$45,411	\$61,615	\$78,037	6.66
51-9012	Separating, filtering, clarifying, precipitating, and still machine setters, operators, and tenders	120	20.48	\$17.71	\$36,830	11.33	\$11.36	\$13.05	\$15.03	\$20.84	\$30.52	\$23,623	\$27,154	\$31,267	\$43,353	\$63,487	3.53
51-9021	Crushing, grinding, and polishing machine setters, operators, and tenders	40	22.48	\$22.02	\$45,803	3.03	\$16.22	\$18.70	\$21.81	\$24.33	\$29.50	\$33,735	\$38,900	\$45,366	\$50,600	\$61,354	1.91
51-9023	Mixing and blending machine setters, operators, and tenders	50	41.86	\$19.99	\$41,572	3.52	\$13.94	\$16.84	\$19.43	\$23.15	\$26.81	\$28,999	\$35,018	\$40,412	\$48,160	\$55,757	0.62
51-9061	Inspectors, testers, sorters, samplers, and weighers	50	12.19	\$18.97	\$39,452	5.57	\$10.60	\$12.56	\$15.38	\$22.90	\$30.96	\$22,041	\$26,122	\$31,988	\$47,636	\$64,392	0.14
51-9071	Jewelers and precious stone and metal workers	#	#	\$17.63	\$36,668	17.17	\$10.20	\$10.20	\$10.21	\$21.36	\$43.74	\$21,220	\$21,225	\$21,235	\$44,424	\$90,986	#
51-9081	Dental laboratory technicians	30	46.33	#	#	#	#	#	#	#	#	#	#	#	#	#	1.36
51-9111	Packaging and filling machine operators and tenders	110	20.73	\$14.03	\$29,176	5.05	\$10.76	\$11.59	\$13.72	\$15.81	\$18.30	\$22,382	\$24,101	\$28,547	\$32,877	\$38,071	0.41
51-9122	Painters, transportation equipment	#	#	\$29.46	\$61,284	20.64	\$16.70	\$18.57	\$27.19	\$30.21	\$64.74	\$34,737	\$38,620	\$56,550	\$62,831	\$134,668	#
51-9196	Paper goods machine setters, operators, and tenders	40	0.00	\$14.30	\$29,738	3.39	\$12.45	\$13.09	\$14.16	\$15.23	\$17.46	\$25,900	\$27,234	\$29,455	\$31,677	\$36,311	0.67
51-9198	Helpers--production workers	170	29.24	\$12.89	\$26,816	5.57	\$10.20	\$10.21	\$11.47	\$14.47	\$18.44	\$21,224	\$21,235	\$23,864	\$30,099	\$38,349	0.71
51-9199	Production workers, all other	40	33.40	\$15.58	\$32,405	11.81	\$10.66	\$11.32	\$14.07	\$19.97	\$22.33	\$22,163	\$23,553	\$29,256	\$41,544	\$46,453	0.22
53-0000	Transportation and material moving	4,770	5.73	\$17.75	\$36,916	1.93	\$10.85	\$12.73	\$16.33	\$21.06	\$25.56	\$22,565	\$26,483	\$33,963	\$43,795	\$53,164	0.68
53-1048	First-line supervisors of transportation and material moving workers, except aircraft cargo handling supervisors	190	13.87	\$27.12	\$56,399	3.45	\$16.01	\$20.18	\$24.80	\$34.74	\$39.66	\$33,309	\$41,978	\$51,580	\$72,258	\$82,482	0.68
53-2012	Commercial pilots	#	#	#	\$121,412	27.95	#	#	#	#	#	\$26,432	\$29,420	\$156,706	\$191,022	\$205,137	#
53-3021	Bus drivers, transit and intercity	100	26.31	\$16.87	\$35,082	2.56	\$13.12	\$14.37	\$16.55	\$19.10	\$22.30	\$29,800	\$29,883	\$34,426	\$39,734	\$46,381	0.87
53-3022	Bus drivers, school or special client	330	6.74	\$15.61	\$32,467	2.13	\$11.39	\$13.27	\$15.53	\$17.91	\$19.44	\$23,698	\$27,596	\$32,302	\$37,257	\$40,437	0.96
53-3031	Driver/sales workers	290	46.54	\$18.72	\$38,938	6.77	\$11.42	\$14.81	\$18.58	\$22.81	\$25.94	\$23,759	\$30,813	\$38,648	\$47,454	\$53,965	1.03

Data unavailable

Occupational Code	Occupational Title	Employment Estimate	Employment Percentage Relative Standard Error	Average Hourly Wage	Average Annual Wage	Wage Percentage Relative Standard Error	10th Percentile (Hourly)	25th Percentile (Hourly)	50th Percentile (Hourly)	75th Percentile (Hourly)	90th Percentile (Hourly)	10th Percentile (Annual)	25th Percentile (Annual)	50th Percentile (Annual)	75th Percentile (Annual)	90th Percentile (Annual)	Location Quotients
53-3032	Heavy and tractor-trailer truck drivers	860	11.04	\$20.55	\$42,735	2.34	\$15.68	\$17.67	\$20.75	\$23.28	\$25.23	\$32,622	\$36,745	\$43,156	\$48,429	\$52,476	0.70
53-3033	Light truck or delivery services drivers	550	12.62	\$18.91	\$39,340	5.56	\$10.82	\$12.22	\$17.19	\$22.70	\$33.70	\$22,508	\$25,426	\$35,765	\$47,214	\$70,097	0.88
53-3041	Taxi drivers and chauffeurs	150	15.28	\$12.90	\$26,826	2.51	\$10.29	\$11.10	\$12.47	\$14.36	\$16.41	\$21,403	\$23,096	\$25,930	\$29,877	\$34,128	1.03
53-3099	Motor vehicle operators, all other	#	#	\$17.44	\$36,269	8.34	\$11.63	\$14.01	\$17.12	\$21.24	\$24.16	\$24,198	\$29,148	\$35,601	\$44,175	\$50,255	#
53-6031	Automotive and watercraft service attendants	120	26.23	\$11.83	\$24,612	2.39	\$10.47	\$10.85	\$11.50	\$12.19	\$14.12	\$21,772	\$22,574	\$23,912	\$25,356	\$29,368	1.58
53-6099	Transportation workers, all other	#	#	\$20.32	\$42,260	12.92	\$13.11	\$14.50	\$17.64	\$25.64	\$33.49	\$27,268	\$30,169	\$36,695	\$53,338	\$69,660	#
53-7032	Excavating and loading machine and dragline operators	90	27.66	\$26.12	\$54,339	8.49	\$18.30	\$20.52	\$23.58	\$29.36	\$42.71	\$38,062	\$42,679	\$49,040	\$61,059	\$88,837	2.80
53-7051	Industrial truck and tractor operators	120	22.90	\$16.08	\$33,453	3.83	\$12.06	\$13.13	\$14.90	\$18.18	\$22.42	\$25,093	\$27,311	\$30,997	\$37,813	\$46,641	0.30
53-7061	Cleaners of vehicles and equipment	180	29.21	\$13.20	\$27,452	3.28	\$10.77	\$11.80	\$13.05	\$14.38	\$15.58	\$22,392	\$24,542	\$27,140	\$29,914	\$32,400	0.69
53-7062	Laborers and freight, stock, and material movers, hand	590	14.50	\$14.06	\$29,245	3.12	\$10.40	\$11.07	\$12.95	\$16.73	\$19.05	\$21,632	\$23,022	\$26,931	\$34,793	\$39,631	0.30
53-7064	Packers and packagers, hand	380	15.18	\$12.50	\$26,010	2.69	\$10.20	\$10.22	\$11.92	\$14.11	\$15.89	\$21,224	\$21,250	\$24,794	\$29,350	\$33,041	0.83
53-7081	Refuse and recyclable material collectors	160	15.36	\$18.18	\$37,820	5.15	\$11.92	\$15.87	\$17.99	\$21.21	\$24.37	\$24,785	\$33,005	\$37,409	\$44,123	\$50,698	2.00

Data unavailable

Occupational Code	Occupational Title	Employment Estimate	Employment Percentage Relative Standard Error	Average Hourly Wage	Average Annual Wage	Wage Percentage Relative Standard Error	10th Percentile (Hourly)	25th Percentile (Hourly)	50th Percentile (Hourly)	75th Percentile (Hourly)	90th Percentile (Hourly)	10th Percentile (Annual)	25th Percentile (Annual)	50th Percentile (Annual)	75th Percentile (Annual)	90th Percentile (Annual)	Location Quotients
00-0000	Total all occupations	120,110	0.99	\$23.56	\$49,015	1.17	\$10.97	\$14.10	\$19.17	\$28.18	\$39.48	\$22,815	\$29,327	\$39,864	\$58,614	\$82,121	1.00
11-0000	Management	4,740	3.98	\$49.68	\$103,340	2.05	\$25.11	\$31.74	\$43.60	\$59.65	\$81.40	\$52,237	\$66,027	\$90,693	\$124,064	\$169,312	0.75
11-1011	Chief executives	50	18.42	\$62.96	\$130,951	5.93	\$30.47	\$46.27	\$60.87	\$77.45	\$96	\$63,372	\$96,246	\$126,610	\$161,105	\$199,478	0.28
11-1021	General and operations managers	1,920	5.77	\$52.28	\$108,735	3.65	\$22.21	\$29.40	\$42.83	\$62.93	\$96	\$46,201	\$61,147	\$89,081	\$130,903	\$200,473	1.01
11-1031	Legislators	60	14.94	#	\$51,530	9.51	#	#	#	#	#	\$21,222	\$21,230	\$52,562	\$76,196	\$96,333	1.34
11-2021	Marketing managers	40	8.25	\$56.08	\$116,649	6.16	\$35.68	\$41.32	\$47.23	\$58.83	\$90.05	\$74,215	\$85,950	\$98,247	\$122,375	\$187,307	0.23
11-2022	Sales managers	100	14.86	\$64.60	\$134,373	8.30	\$33.85	\$40.44	\$53.68	\$87.08	#	\$70,416	\$84,124	\$111,650	\$181,118	#	0.31
11-2031	Public relations and fundraising managers	70	11.50	\$60.89	\$126,661	10.93	\$28.86	\$39.63	\$56.43	\$75	\$95	\$60,022	\$82,430	\$117,374	\$156,779	\$197,575	1.15
11-3011	Administrative services managers	100	11.21	\$46.76	\$97,267	3.81	\$21.87	\$33.68	\$45.99	\$59.15	\$71.87	\$45,498	\$70,059	\$95,657	\$123,022	\$149,490	0.41
11-3021	Computer and information systems managers	50	10.62	\$63.48	\$132,044	3.05	\$44.42	\$50.68	\$62.96	\$73.97	\$83.08	\$92,396	\$105,420	\$130,951	\$153,858	\$172,811	0.14
11-3031	Financial managers	160	7.16	\$56.84	\$118,229	4.63	\$29.52	\$37.49	\$52.23	\$62.15	\$83	\$61,403	\$77,985	\$108,631	\$129,263	\$173,226	0.32
11-3051	Industrial production managers	20	21.03	\$59.29	\$123,318	10.36	\$25.96	\$39.91	\$56.43	\$71.35	\$95.66	\$54,003	\$83,023	\$117,373	\$148,412	\$198,981	#
11-3071	Transportation, storage, and distribution managers	60	22.63	\$45.43	\$94,504	4.06	\$26.36	\$30.22	\$44.15	\$56.28	\$71.27	\$54,833	\$62,853	\$91,826	\$117,068	\$148,239	0.58
11-3121	Human resources managers	50	9.95	\$55.87	\$116,209	3.39	\$38.22	\$44.11	\$54.35	\$66.92	\$75.43	\$79,498	\$91,744	\$113,045	\$139,197	\$156,894	0.39
11-9021	Construction managers	530	21.16	\$43.65	\$90,783	6.93	\$26.34	\$30.60	\$39.28	\$49.02	\$65.54	\$54,783	\$63,640	\$81,695	\$101,964	\$136,326	2.29
11-9031	Education administrators, preschool and childcare center/program	40	25.08	\$27.93	\$58,086	5.19	\$20.37	\$22.04	\$24.75	\$29.76	\$44.42	\$42,371	\$45,845	\$51,488	\$61,894	\$92,387	1.02
11-9032	Education administrators, elementary and secondary school	240	6.56	#	\$90,421	3.49	#	#	#	#	#	\$64,843	\$73,833	\$88,228	\$103,550	\$126,962	1.10
11-9033	Education administrators, postsecondary	100	8.52	\$50.84	\$105,748	6.28	\$32.14	\$36.09	\$48.35	\$59.12	\$84.83	\$66,848	\$75,071	\$100,572	\$122,970	\$176,445	0.86
11-9039	Education administrators, all other	20	42.03	\$57.90	\$120,430	22.56	\$24.68	\$39.82	\$46.06	\$59.28	#	\$51,330	\$82,820	\$95,809	\$123,307	#	#
11-9041	Architectural and engineering managers	40	34.13	\$72.02	\$149,791	9.17	\$54.03	\$58.57	\$64.98	\$76.94	\$98.27	\$112,384	\$121,833	\$135,156	\$160,039	\$204,396	0.28
11-9051	Food service managers	#	#	\$38.67	\$80,426	4.40	\$25.46	\$28.95	\$36.98	\$46.72	\$57.08	\$52,964	\$60,216	\$76,910	\$97,169	\$118,721	#
11-9081	Lodging managers	240	12.99	\$44.28	\$92,113	9.04	\$25.94	\$31.42	\$40.25	\$56.69	\$68.02	\$53,964	\$65,351	\$83,725	\$117,923	\$141,492	7.89
11-9111	Medical and health services managers	230	9.25	\$55.77	\$116,009	3.42	\$33.56	\$39.73	\$50.05	\$64.05	\$84.67	\$69,813	\$82,639	\$104,096	\$133,226	\$176,120	0.76
11-9131	Postmasters and mail superintendents	30	0.00	\$33.76	\$70,231	1.79	\$30.33	\$30.96	\$33.82	\$36.85	\$40.40	\$63,093	\$64,407	\$70,356	\$76,658	\$84,042	2.62
11-9141	Property, real estate, and community association managers	130	28.81	\$35.74	\$74,330	5.48	\$20.95	\$24.48	\$34.29	\$44.06	\$52.53	\$43,577	\$50,919	\$71,318	\$91,654	\$109,252	0.80
11-9151	Social and community service managers	80	12.64	\$43.94	\$91,401	4.99	\$26.20	\$32.86	\$42.34	\$55.30	\$69.17	\$54,497	\$68,359	\$88,065	\$115,016	\$143,866	0.60
11-9199	Managers, all other	260	7.24	\$47.85	\$99,521	2.08	\$27.98	\$35.16	\$46.40	\$58.65	\$70.17	\$58,189	\$73,128	\$96,505	\$122,002	\$145,956	0.68
13-0000	Business and financial operations	4,970	4.51	\$34.63	\$72,030	2.91	\$17.17	\$22.54	\$29.89	\$41.21	\$57.49	\$35,713	\$46,881	\$62,176	\$85,708	\$119,571	0.78
13-1020	Buyers and purchasing agents	240	29.93	\$26.93	\$56,023	3.97	\$17.17	\$20.86	\$25.20	\$31.66	\$38.32	\$35,704	\$43,382	\$52,409	\$65,854	\$79,696	0.70
13-1041	Compliance officers, except agriculture, construction, health and safety, and transportation	210	15.43	\$33.33	\$69,325	4.40	\$18.31	\$23.20	\$32.33	\$41.69	\$53.17	\$38,077	\$48,259	\$67,253	\$86,724	\$110,603	0.83
13-1051	Cost estimators	160	16.01	\$34.33	\$71,415	4.92	\$21.17	\$25.41	\$30.71	\$41.26	\$49.96	\$44,036	\$52,862	\$63,868	\$85,811	\$103,908	0.94
13-1071	Human resources specialists	340	6.82	\$29.44	\$61,239	1.86	\$16.35	\$20.85	\$26.19	\$36.10	\$47.64	\$34,010	\$43,370	\$54,476	\$75,093	\$99,084	0.69
13-1081	Logisticians	40	19.68	\$33.28	\$69,213	4.15	\$18.11	\$23.05	\$28.56	\$37.03	\$49.05	\$37,674	\$47,937	\$59,411	\$77,015	\$102,015	0.28
13-1111	Management analysts	#	#	\$56.67	\$117,876	24.37	\$26.49	\$30.60	\$46.03	\$61.52	#	\$55,095	\$63,642	\$95,735	\$127,968	#	#
13-1121	Meeting, convention, and event planners	190	15.81	\$24.76	\$51,499	3.82	\$14.44	\$17.97	\$24.96	\$29.43	\$36.59	\$30,041	\$37,385	\$51,920	\$61,215	\$76,098	2.06
13-1131	Fundraisers	100	26.21	\$28.43	\$59,134	5.47	\$16.11	\$20.90	\$29.39	\$35.65	\$39.13	\$33,517	\$43,482	\$61,129	\$74,150	\$81,391	1.64
13-1141	Compensation, benefits, and job analysis specialists	20	26.66	\$29.32	\$60,981	4.77	\$19.17	\$22.92	\$29.02	\$35.18	\$41.00	\$39,873	\$47,673	\$60,366	\$73,182	\$85,286	#
13-1151	Training and development specialists	100	15.02	\$33.76	\$70,224	4.22	\$20.16	\$25.26	\$32.76	\$42.19	\$49.23	\$41,939	\$52,540	\$68,134	\$87,759	\$102,401	0.42
13-1161	Market research analysts and marketing specialists	530	11.34	\$29.85	\$62,089	5.88	\$16.45	\$20.43	\$26.25	\$33.40	\$55.03	\$34,226	\$42,491	\$54,604	\$69,478	\$114,470	1.00
13-1199	Business operations specialists, all other	1,050	8.85	\$38.33	\$79,718	3.46	\$19.52	\$24.86	\$34.02	\$48.54	\$66.36	\$40,592	\$51,708	\$70,765	\$100,957	\$138,038	1.19
13-2011	Accountants and auditors	1,240	7.87	\$34.53	\$71,821	4.40	\$16.16	\$22.75	\$30.99	\$44.48	\$55.78	\$33,615	\$47,325	\$64,466	\$92,513	\$116,023	1.19
13-2021	Appraisers and assessors of real estate	180	39.45	\$29.25	\$60,839	12.55	\$20.47	\$22.71	\$28.86	\$35.92	\$39.08	\$42,575	\$47,246	\$60,029	\$74,716	\$81,286	3.80
13-2031	Budget analysts	#	#	\$37.02	\$76,997	4.38	\$26.84	\$29.54	\$35.36	\$42.82	\$47.34	\$55,837	\$61,439	\$73,547	\$89,065	\$98,476	#
13-2041	Credit analysts	20	44.77	\$34.84	\$72,457	13.80	\$20.80	\$23.87	\$36.96	\$41.98	\$46.61	\$43,259	\$49,649	\$76,880	\$87,319	\$96,958	#
13-2051	Financial analysts	30	36.78	#	#	#	#	#	#	#	#	#	#	#	#	#	#
13-2072	Loan officers	130	18.40	\$29.65	\$61,662	14.57	\$12.37	\$14.24	\$24.83	\$35.58	\$53.46	\$25,720	\$29,618	\$51,643	\$74,005	\$111,199	0.53
13-2081	Tax examiners and collectors, and revenue agents	10	3.02	\$30.01	\$62,425	2.44	\$22.61	\$25.79	\$29.43	\$34.59	\$38.11	\$47,036	\$53,635	\$61,207	\$71,943	\$79,260	#
13-2082	Tax preparers	30	29.83	\$29.57	\$61,498	9.13	\$21.73	\$25.60	\$28.43	\$31.26	\$42.48	\$45,205	\$53,238	\$59,133	\$65,028	\$88,358	0.55
13-2099	Financial specialists, all other	30	30.51	#	#	#	#	#	#	#	#	#	#	#	#	#	0.30
15-0000	Computer and mathematical	1,100	9.59	\$36.22	\$75,329	3.43	\$18.75	\$25.45	\$34.27	\$44.58	\$56.57	\$39,010	\$52,945	\$71,282	\$92,733	\$117,655	0.30

Data unavailable

Occupational Code	Occupational Title	Employment Estimate	Employment Percentage Relative Standard Error	Average Hourly Wage	Average Annual Wage	Wage Percentage Relative Standard Error	10th Percentile (Hourly)	25th Percentile (Hourly)	50th Percentile (Hourly)	75th Percentile (Hourly)	90th Percentile (Hourly)	10th Percentile (Annual)	25th Percentile (Annual)	50th Percentile (Annual)	75th Percentile (Annual)	90th Percentile (Annual)	Location Quotients
15-1121	Computer systems analysts	130	22.16	\$38.34	\$79,744	3.19	\$26.48	\$31.78	\$37.58	\$45.40	\$51.33	\$55,080	\$66,095	\$78,161	\$94,441	\$106,766	0.26
15-1131	Computer programmers	20	28.22	\$34.03	\$70,789	7.02	\$21.14	\$23.18	\$28.96	\$45.53	\$52.54	\$43,971	\$48,205	\$60,236	\$94,694	\$109,286	#
15-1132	Software developers, applications	160	27.09	\$48.55	\$100,978.00	\$10.19	\$28.38	\$33.99	\$41.65	\$60.28	\$76.03	\$59,035.00	\$70,709.00	\$86,637.00	\$125,372.00	\$158,150.00	0.21
15-1134	Web developers	90	33.26	\$33.06	\$68,765	10.69	\$18.07	\$24.69	\$30.00	\$43.14	\$50.59	\$37,579	\$51,352	\$62,397	\$89,725	\$105,222	0.83
15-1141	Database administrators	20	25.91	\$33.67	\$70,043	5.07	\$23.49	\$26.34	\$30.93	\$42.35	\$46.60	\$48,862	\$54,785	\$64,343	\$88,079	\$96,925	#
15-1142	Network and computer systems administrators	240	15.27	\$36.55	\$76,023	4.64	\$19.14	\$27.87	\$35.96	\$45.17	\$54.38	\$39,813	\$57,965	\$74,802	\$93,945	\$113,120	0.79
15-1143	Computer network architects	10	25.69	\$49.23	\$102,407	6.87	\$33.32	\$39.98	\$49.58	\$56.69	\$61.54	\$69,307	\$83,165	\$103,129	\$117,906	\$127,995	#
15-1151	Computer user support specialists	310	12.00	\$25.37	\$52,772	4.80	\$11.53	\$19.25	\$24.38	\$32.40	\$38.14	\$23,989	\$40,040	\$50,703	\$67,387	\$79,321	0.59
15-1152	Computer network support specialists	#	#	\$33.57	\$69,825	5.32	\$23.24	\$26.69	\$31.96	\$41.69	\$46.83	\$48,338	\$55,511	\$66,480	\$86,713	\$97,404	#
15-1199	Computer, all other	#	#	\$48.86	\$101,618	5.46	\$26.37	\$34.11	\$45.86	\$58.00	\$62.91	\$54,851	\$70,957	\$95,381	\$120,650	\$130,862	#
17-0000	Architecture and engineering	1,560	5.87	\$38.50	\$80,085	3.29	\$21.00	\$26.94	\$35.31	\$47.92	\$61.20	\$43,675	\$56,025	\$73,450	\$99,668	\$127,302	0.74
17-1011	Architects, except landscape and naval	310	18.95	\$40.89	\$85,048	8.93	\$21.82	\$26.37	\$38.54	\$52.02	\$60.30	\$45,380	\$54,848	\$80,171	\$108,199	\$125,425	3.63
17-1021	Cartographers and photogrammetrists	20	25.31	\$33.06	\$68,765	2.79	\$20.93	\$24.74	\$33.87	\$38.74	\$45.92	\$43,525	\$51,461	\$70,446	\$80,586	\$95,519	#
17-1022	Surveyors	60	31.78	\$30.96	\$64,390	3.04	\$21.21	\$25.49	\$29.97	\$36.95	\$43.51	\$44,109	\$53,019	\$62,335	\$76,853	\$90,494	1.59
17-2051	Civil engineers	330	11.89	\$43.26	\$89,988	3.70	\$28.38	\$33.45	\$41.64	\$51.10	\$61.82	\$59,040	\$69,585	\$86,602	\$106,296	\$128,584	1.31
17-2071	Electrical engineers	30	28.75	\$41.61	\$86,548	4.47	\$27.33	\$34.65	\$42.04	\$48.32	\$57.61	\$56,851	\$72,078	\$87,440	\$100,512	\$119,837	#
17-2081	Environmental engineers	#	#	\$40.10	\$83,411	4.86	\$32.20	\$34.16	\$37.42	\$45.10	\$54.96	\$66,984	\$71,052	\$77,831	\$93,800	\$114,313	#
17-2112	Industrial engineers	10	27.24	\$59.64	\$124,050	9.93	\$40.28	\$44.77	\$58.81	\$75.54	\$83.68	\$83,778	\$93,126	\$122,330	\$157,115	\$174,044	#
17-2131	Materials engineers	30	43.98	\$40.94	\$85,157	1.75	\$22.83	\$30.83	\$41.71	\$49.90	\$59.27	\$47,488	\$64,136	\$86,764	\$103,802	\$123,280	#
17-2141	Mechanical engineers	70	34.70	\$40.25	\$83,711	7.29	\$28.63	\$33.06	\$38.26	\$47.83	\$57.11	\$59,553	\$68,771	\$79,583	\$99,486	\$118,785	0.28
17-2151	Mining and geological engineers, including mining safety engineers	40	18.43	\$42.65	\$88,714.00	\$4.94	\$26.85	\$34.70	\$39.66	\$52.10	\$63.41	\$55,838.00	\$72,182.00	\$82,492.00	\$108,371.00	\$131,894.00	9.35
17-2171	Petroleum engineers	#	#	\$59.88	\$124,541	5.92	\$36.09	\$44.17	\$64.05	\$72.06	\$76.95	\$75,069	\$91,883	\$133,214	\$149,875	\$160,050	#
17-2199	Engineers, all other	#	#	\$60.16	\$125,138	4.70	\$35.89	\$45.56	\$67.40	\$74.97	\$79.46	\$74,650	\$94,768	\$140,369	\$155,937	\$165,277	#
17-3011	Architectural and civil drafters	#	#	\$25.77	\$53,606	3.81	\$17.09	\$20.10	\$25.35	\$29.80	\$36.28	\$35,550	\$41,816	\$52,722	\$61,984	\$75,466	#
17-3019	Drafters, all other	#	#	\$27.70	\$57,611	11.48	\$15.78	\$24.52	\$29.12	\$34.25	\$37.69	\$32,828	\$51,007	\$60,570	\$71,246	\$78,397	#
17-3022	Civil engineering technicians	40	32.12	\$32.08	\$66,717	4.96	\$20.76	\$23.54	\$30.71	\$39.52	\$47.91	\$43,180	\$48,953	\$63,880	\$82,200	\$99,647	0.69
17-3023	Electrical and electronics engineering technicians	20	18.09	\$43.00	\$89,443	8.08	\$27.68	\$32.37	\$43.46	\$54.80	\$59.46	\$57,579	\$67,340	\$90,389	\$113,983	\$123,671	#
17-3029	Engineering technicians, except drafters, all other	60	23.37	\$27.46	\$57,122	7.17	\$14.05	\$19.31	\$27.17	\$35.65	\$40.54	\$29,214	\$40,169	\$56,506	\$74,160	\$84,331	0.90
17-3031	Surveying and mapping technicians	60	40.53	\$21.59	\$44,910	8.04	\$16.08	\$17.16	\$18.94	\$23.85	\$34.18	\$33,452	\$35,697	\$39,391	\$49,616	\$71,102	1.28
19-0000	Life, physical, and social science	1,110	6.60	\$29.12	\$60,573	4.39	\$14.34	\$16.06	\$27.72	\$35.92	\$44.85	\$29,831	\$33,402	\$57,663	\$74,705	\$93,281	1.14
19-1023	Zoologists and wildlife biologists	80	1.39	\$31.93	\$66,413	1.20	\$25.70	\$28.61	\$30.67	\$35.14	\$38.27	\$53,452	\$59,504	\$63,793	\$73,092	\$79,595	5.26
19-1029	Biological scientists, all other	50	0.00	\$31.47	\$65,459	1.67	\$24.32	\$29.20	\$31.63	\$36.30	\$39.98	\$50,593	\$60,726	\$65,780	\$75,514	\$83,169	1.41
19-1032	Foresters	20	0.00	\$30.02	\$62,444	1.99	\$16.06	\$27.57	\$31.62	\$32.38	\$37.29	\$33,404	\$57,340	\$65,777	\$67,350	\$77,555	#
19-2031	Chemists	#	#	\$39.31	\$81,768	10.59	\$31.39	\$33.01	\$35.72	\$38.43	\$57.16	\$65,284	\$68,663	\$74,296	\$79,929	\$118,893	#
19-2041	Environmental scientists and specialists, including health	100	45.44	\$35.95	\$74,778.00	\$18.04	\$10.98	\$17.42	\$33.00	\$45.57	\$73.54	\$22,835.00	\$36,233.00	\$68,648.00	\$94,781.00	\$152,974.00	1.51
19-2042	Geoscientists, except hydrologists and geographers	30	42.33	\$37.29	\$77,560	4.80	\$26.34	\$28.30	\$31.50	\$37.21	\$51.70	\$54,788	\$58,864	\$65,528	\$77,406	\$107,539	#
19-2043	Hydrologists	#	#	\$35.02	\$72,847	9.97	\$26.67	\$30.11	\$34.08	\$38.07	\$45.85	\$55,467	\$62,638	\$70,878	\$79,181	\$95,376	#
19-3051	Urban and regional planners	140	15.54	\$34.05	\$70,817	14.34	\$11.32	\$27.05	\$36.65	\$43.98	\$48.52	\$23,538	\$56,262	\$76,228	\$91,486	\$100,927	4.62
19-3091	Anthropologists and archeologists	#	#	\$31.62	\$65,764	2.52	\$23.66	\$28.29	\$33.22	\$36.30	\$38.26	\$49,220	\$58,853	\$69,108	\$75,514	\$79,591	#
19-4021	Biological technicians	50	0.76	\$19.68	\$40,938	1.72	\$14.35	\$16.05	\$18.49	\$21.16	\$28.03	\$29,838	\$33,391	\$38,465	\$44,007	\$58,297	0.82
19-4031	Chemical technicians	30	10.71	\$31.17	\$64,823	4.88	\$16.66	\$21.33	\$31.11	\$41.84	\$46.36	\$34,645	\$44,363	\$64,717	\$87,029	\$96,433	#
19-4041	Geological and petroleum technicians	20	36.15	\$38.00	\$79,035	7.74	\$18.60	\$27.25	\$39.23	\$47.26	\$57.66	\$38,691	\$56,671	\$81,594	\$98,299	\$119,932	#
19-4091	Environmental science and protection technicians, including health	30	6.52	\$27.41	\$57,011	2.60	\$22.80	\$24.19	\$27.74	\$30.08	\$31.96	\$47,419	\$50,312	\$57,708	\$66,574	\$66,472	1.14
19-4093	Forest and conservation technicians	290	0.00	\$17.65	\$36,716.00	\$1.03	\$14.34	\$14.35	\$16.06	\$18.50	\$23.87	\$29,828.00	\$29,842.00	\$33,396.00	\$38,476.00	\$49,644.00	11.52
19-4099	Life, physical, and social science technicians, all other	30	28.32	\$14.50	\$30,159	4.93	\$10.20	\$10.21	\$13.68	\$16.06	\$23.26	\$21,222	\$21,231	\$28,463	\$33,396	\$48,382	0.64
21-0000	Community and social services	1,220	7.05	\$25.18	\$52,368	3.16	\$14.64	\$18.09	\$23.98	\$29.41	\$35.63	\$30,457	\$37,636	\$49,872	\$61,176	\$74,109	0.68
21-1012	Educational, guidance, school, and vocational counselors	190	5.26	\$25.84	\$53,740	2.56	\$18.74	\$21.44	\$25.41	\$29.55	\$34.98	\$38,976	\$44,596	\$52,852	\$61,472	\$72,749	0.79
21-1018	Substance abuse, behavioral disorder, and mental health counselors	220	20.90	\$27.10	\$56,359	8.97	\$16.78	\$19.33	\$25.83	\$29.49	\$34.29	\$34,908	\$40,201	\$53,725	\$61,336	\$71,319	0.99
21-1019	Counselors, all other	#	#	\$22.57	\$46,945	5.64	\$20.17	\$21.07	\$22.58	\$24.08	\$24.97	\$41,948	\$43,828	\$46,961	\$50,094	\$51,935	#

Data unavailable

Occupational Code	Occupational Title	Employment Estimate	Employment Percentage Relative Standard Error	Average Hourly Wage	Average Annual Wage	Wage Percentage Relative Standard Error	10th Percentile (Hourly)	25th Percentile (Hourly)	50th Percentile (Hourly)	75th Percentile (Hourly)	90th Percentile (Hourly)	10th Percentile (Annual)	25th Percentile (Annual)	50th Percentile (Annual)	75th Percentile (Annual)	90th Percentile (Annual)	Location Quotients
21-1021	Child, family, and school social workers	220	14.21	\$25.39	\$52,819	2.95	\$16.28	\$19.50	\$25.45	\$30.49	\$35.99	\$33,857	\$40,552	\$52,932	\$63,429	\$74,868	0.82
21-1022	Healthcare social workers	50	8.40	\$28.43	\$59,130	5.32	\$16.36	\$18.45	\$26.95	\$36.42	\$43.86	\$34,035	\$38,377	\$56,050	\$75,755	\$91,220	0.38
21-1023	Mental health and substance abuse social workers	20	34.77	\$22.63	\$47,080.00	\$7.35	\$11.63	\$15.02	\$22.72	\$28.65	\$31.74	\$24,200.00	\$31,247.00	\$47,258.00	\$59,597.00	\$66,021.00	#
21-1029	Social workers, all other	#	#	\$22.20	\$46,184	11.36	\$12.39	\$16.79	\$21.53	\$27.16	\$34.00	\$25,769	\$34,918	\$44,774	\$56,499	\$70,718	#
21-1091	Health educators	10	7.44	\$28.36	\$58,991	4.92	\$16.62	\$19.48	\$29.50	\$35.25	\$38.71	\$34,567	\$40,527	\$61,362	\$73,326	\$80,508	#
21-1093	Social and human service assistants	150	39.87	\$16.74	\$34,811	5.85	\$12.50	\$13.34	\$14.74	\$19.27	\$23.88	\$25,995	\$27,748	\$30,669	\$40,080	\$49,663	0.47
21-1094	Community health workers	40	8.20	\$24.08	\$50,086	1.92	\$16.73	\$19.42	\$22.29	\$27.57	\$34.70	\$34,807	\$40,383	\$46,358	\$57,344	\$72,185	0.86
21-1099	Community and social service specialists, all other	100	18.70	\$29.21	\$60,758	7.30	\$11.82	\$15.80	\$20.24	\$27.83	\$43.85	\$24,586	\$32,857	\$42,092	\$57,892	\$91,200	1.27
21-2011	Clergy	10	9.69	\$28.03	\$58,299	2.89	\$19.48	\$25.46	\$28.17	\$30.96	\$38.81	\$40,511	\$52,965	\$58,585	\$64,399	\$80,732	#
23-0000	Legal	620	15.84	\$48.50	\$100,871	8.59	\$22.31	\$28.67	\$39.33	\$69.23	\$81.77	\$46,397	\$59,641	\$81,796	\$143,998	\$170,074	0.66
23-1011	Lawyers	320	32.15	\$60.74	\$126,335	10.71	\$29.21	\$36.87	\$57.75	\$78.32	\$93.96	\$60,752	\$76,695	\$120,116	\$162,907	\$195,431	0.60
23-1023	Judges, magistrate judges, and magistrates	40	13.98	\$67.85	\$141,129	5.93	\$24.17	\$68.16	\$76.24	\$79.66	\$79.67	\$50,263	\$141,768	\$158,569	\$165,698	\$165,709	1.86
23-2011	Paralegals and legal assistants	90	37.37	\$31.69	\$65,922	11.21	\$20.34	\$22.64	\$32.31	\$39.89	\$46.21	\$42,316	\$47,091	\$67,207	\$82,980	\$96,126	0.36
23-2093	Title examiners, abstractors, and searchers	#	#	\$31.47	\$65,455	5.18	\$24.82	\$26.75	\$30.29	\$35.76	\$41.60	\$51,620	\$55,650	\$63,005	\$74,387	\$86,522	#
23-2099	Legal support workers, all other	70	19.13	\$25.67	\$53,400	10.07	\$10.20	\$16.79	\$23.64	\$33.31	\$40.09	\$21,226	\$34,919	\$49,180	\$69,275	\$83,382	1.93
25-0000	Education, training, and library	5,990	5.35	\$23.29	\$48,434	2.42	\$13.34	\$16.90	\$21.93	\$27.80	\$35.20	\$27,739	\$35,147	\$45,620	\$57,822	\$73,219	0.82
25-1072	Nursing instructors and teachers, postsecondary	#	#	#	\$70,022	11.64	#	#	#	#	#	\$29,201	\$45,483	\$75,599	\$92,700	\$103,304	#
25-1121	Art, drama, and music teachers, postsecondary	40	38.90	#	\$50,166	26.13	#	#	#	#	#	\$26,314	\$29,125	\$51,034	\$68,961	\$82,863	0.49
25-1194	Vocational education teachers, postsecondary	#	#	\$30.07	\$62,541	9.86	\$16.18	\$18.84	\$24.56	\$43.06	\$48.48	\$33,651	\$39,177	\$51,078	\$89,569	\$100,841	#
25-2011	Preschool teachers, except special education	340	11.30	\$16.28	\$33,861	2.97	\$12.63	\$13.70	\$15.77	\$18.15	\$20.75	\$26,281	\$28,506	\$32,793	\$37,759	\$43,152	0.97
25-2012	Kindergarten teachers, except special education	180	8.47	#	\$51,882	3.22	#	#	#	#	#	\$36,341	\$42,651	\$49,637	\$60,079	\$72,363	1.63
25-2021	Elementary school teachers, except special education	1,330	5.63	#	\$50,963	1.96	#	#	#	#	#	\$36,828	\$42,771	\$49,086	\$58,847	\$69,025	1.13
25-2022	Middle school teachers, except special and career/technical educa	760	5.03	#	\$51,362	2.83	#	#	#	#	#	\$34,453	\$42,215	\$50,665	\$60,692	\$71,246	1.51
25-2023	Career/technical education teachers, middle school	10	8.09	#	\$52,873	4.33	#	#	#	#	#	\$42,439	\$45,667	\$51,311	\$59,569	\$65,132	#
25-2031	Secondary school teachers, except special and career/technical ed	740	5.67	#	\$52,018	1.98	#	#	#	#	#	\$38,900	\$43,687	\$50,205	\$59,987	\$69,944	0.84
25-2032	Career/technical education teachers, secondary school	20	8.66	#	\$46,728	4.17	#	#	#	#	#	\$33,867	\$37,666	\$44,035	\$50,182	\$60,193	#
25-2051	Special education teachers, preschool	30	2.91	#	\$55,558	2.27	#	#	#	#	#	\$41,494	\$45,418	\$52,786	\$63,455	\$76,426	1.70
25-2052	Special education teachers, kindergarten and elementary school	130	4.86	#	\$48,854	2.48	#	#	#	#	#	\$34,978	\$41,586	\$48,710	\$57,058	\$62,447	0.88
25-2053	Special education teachers, middle school	60	8.64	#	\$49,047	2.34	#	#	#	#	#	\$35,222	\$41,569	\$48,083	\$56,575	\$62,463	0.89
25-2054	Special education teachers, secondary school	70	1.71	#	\$49,871	1.94	#	#	#	#	#	\$36,535	\$42,892	\$49,628	\$58,067	\$63,269	0.62
25-3011	Adult basic and secondary education and literacy teachers and ins	#	#	\$26.01	\$54,106	10.27	\$16.23	\$20.56	\$26.19	\$29.43	\$37.16	\$33,760	\$42,765	\$54,469	\$61,214	\$77,286	#
25-3021	Self-enrichment education teachers	180	30.53	\$18.96	\$39,435.00	\$5.02	\$10.22	\$15.03	\$20.00	\$23.05	\$26.30	\$21,260.00	\$31,265.00	\$41,603.00	\$47,934.00	\$54,706.00	0.87
25-3097	Teachers and instructors, all other, except substitute teachers	190	36.40	#	\$42,856	6.94	#	#	#	#	#	\$21,232	\$27,221	\$31,489	\$49,619	\$80,448	0.72
25-4013	Museum technicians and conservators	#	#	\$23.60	\$49,090	6.80	\$15.48	\$18.94	\$23.53	\$28.14	\$33.07	\$32,198	\$39,393	\$48,942	\$58,524	\$68,782	#
25-4021	Librarians	110	31.36	\$37.14	\$77,249	7.51	\$19.68	\$27.46	\$35.70	\$47.76	\$58.33	\$40,930	\$57,122	\$74,253	\$99,340	\$121,322	1.06
25-4031	Library technicians	290	41.56	\$16.02	\$33,323	2.11	\$11.49	\$13.04	\$15.61	\$18.45	\$22.13	\$23,906	\$27,123	\$32,476	\$38,379	\$46,037	3.92
25-9031	Instructional coordinators	100	11.27	\$33.65	\$70,002	5.00	\$23.15	\$27.75	\$33.60	\$38.58	\$46.09	\$48,153	\$57,728	\$69,897	\$80,249	\$95,873	0.75
25-9041	Teacher assistants	830	9.32	#	\$33,157	3.49	#	#	#	#	#	\$23,801	\$26,781	\$31,238	\$38,293	\$46,571	0.75
27-0000	Arts, design, entertainment, sports, and media	2,430	5.72	\$24.33	\$50,598	6.34	\$10.61	\$12.98	\$18.55	\$28.05	\$41.12	\$22,077	\$26,996	\$38,578	\$58,351	\$85,536	1.50
27-1011	Art directors	#	#	\$32.76	\$68,131	10.33	\$22.68	\$30.94	\$33.99	\$37.09	\$38.94	\$47,178	\$64,358	\$70,708	\$77,139	\$80,997	#
27-1012	Craft artists	#	#	\$16.55	\$34,424	22.34	\$12.35	\$12.96	\$13.98	\$15.45	\$29.53	\$25,681	\$26,954	\$29,076	\$32,126	\$61,429	#
27-1019	Artists and related workers, all other	20	13.14	\$17.07	\$35,505	2.79	\$16.05	\$16.05	\$16.06	\$18.02	\$20.88	\$33,385	\$33,390	\$33,398	\$37,490	\$43,423	#
27-1021	Commercial and industrial designers	#	#	\$36.47	\$75,853	4.73	\$18.06	\$25.52	\$32.21	\$47.46	\$59.43	\$37,570	\$53,088	\$69,085	\$98,723	\$123,608	#
27-1023	Floral designers	60	19.27	\$19.77	\$41,130	6.11	\$13.64	\$15.98	\$18.58	\$22.79	\$28.70	\$28,380	\$33,240	\$38,639	\$47,400	\$59,705	1.54
27-1024	Graphic designers	100	23.46	\$27.26	\$56,701	6.69	\$13.41	\$17.97	\$25.70	\$32.84	\$46.61	\$27,901	\$37,372	\$53,447	\$68,316	\$96,956	0.57
27-1025	Interior designers	170	28.48	#	#	#	#	#	#	#	#	#	#	#	#	#	3.56
27-2012	Producers and directors	60	24.57	\$24.00	\$49,918.00	\$13.22	\$13.10	\$15.85	\$18.65	\$27.74	\$53.07	\$27,247.00	\$32,974.00	\$38,789.00	\$57,704.00	\$110,376.00	0.63
27-2022	Coaches and scouts	1,180	9.92	#	\$37,400	5.15	#	#	#	#	#	\$21,234	\$23,679	\$30,091	\$41,200	\$64,774	6.00
27-2023	Umpires, referees, and other sports officials	110	9.29	#	\$42,366	3.06	#	#	#	#	#	\$22,092	\$24,378	\$36,589	\$55,335	\$73,634	7.19

Data unavailable

Occupational Code	Occupational Title	Employment Estimate	Employment Percentage Relative Standard Error	Average Hourly Wage	Average Annual Wage	Wage Percentage Relative Standard Error	10th Percentile (Hourly)	25th Percentile (Hourly)	50th Percentile (Hourly)	75th Percentile (Hourly)	90th Percentile (Hourly)	10th Percentile (Annual)	25th Percentile (Annual)	50th Percentile (Annual)	75th Percentile (Annual)	90th Percentile (Annual)	Location Quotients
27-2042	Musicians and singers	10	23.54	#	#	#	#	#	#	#	#	#	#	#	#	#	#
27-2099	Entertainers and performers, sports and related workers, all other	#	#	\$18.83	#	19.23	\$10.20	\$10.21	\$15.49	\$26.99	\$32.26	#	#	#	#	#	#
27-3011	Radio and television announcers	30	3.32	#	#	#	#	#	#	#	#	#	#	#	#	#	1.41
27-3022	Reporters and correspondents	#	#	\$21.44	\$44,597.00	9.95	\$13.08	\$14.61	\$18.13	\$23.09	\$43.16	\$27,215.00	\$30,380.00	\$37,706.00	\$48,027.00	\$89,781.00	#
27-3031	Public relations specialists	230	13.19	\$28.26	\$58,774	2.91	\$17.85	\$21.40	\$25.93	\$34.13	\$42.58	\$37,132	\$44,517	\$53,924	\$70,987	\$88,572	1.18
27-3091	Interpreters and translators	30	9.48	\$24.12	\$50,173	2.73	\$16.25	\$19.11	\$23.25	\$28.25	\$35.69	\$33,801	\$39,742	\$48,362	\$58,759	\$74,229	0.66
27-4011	Audio and video equipment technicians	40	31.65	\$21.78	\$45,294	6.88	\$13.73	\$16.64	\$19.28	\$24.66	\$34.70	\$28,566	\$34,617	\$40,112	\$51,287	\$72,181	0.63
27-4012	Broadcast technicians	#	#	\$18.17	\$37,788	9.84	\$15.21	\$16.21	\$17.47	\$18.74	\$19.68	\$31,647	\$33,709	\$36,346	\$38,982	\$40,929	#
27-4021	Photographers	30	21.12	\$17.47	\$36,345	8.82	\$10.21	\$11.53	\$16.74	\$22.03	\$27.84	\$21,231	\$23,975	\$34,820	\$45,817	\$57,905	#
27-4031	Camera operators, television, video, and motion picture	30	47.76	\$25.74	\$53,536.00	\$17.10	\$10.21	\$20.76	\$23.73	\$29.10	\$45.43	\$21,230.00	\$43,178.00	\$49,362.00	\$60,518.00	\$94,487.00	#
29-0000	Healthcare practitioners and technical	5,420	4.64	\$42.16	\$87,692	3.96	\$17.91	\$25.18	\$34.76	\$46.17	\$70.88	\$37,245	\$52,369	\$72,291	\$96,031	\$147,431	0.76
29-1011	Chiropractors	20	14.91	\$47.59	\$98,993	15.13	\$23.64	\$28.35	\$36.65	\$47.43	#	\$49,176	\$58,973	\$76,242	\$98,652	#	#
29-1021	Dentists, general	#	#	\$129.19	\$268,712	26.85	\$48.23	#	#	#	#	\$100,320	#	#	#	#	#
29-1031	Dietitians and nutritionists	30	21.15	\$25.14	\$52,296	5.69	\$13.07	\$19.92	\$25.14	\$31.04	\$37	\$27,195	\$41,437	\$52,295	\$64,556	\$77,427	#
29-1041	Optometrists	20	25.63	\$50.13	\$104,264	12.55	\$31.18	\$34.45	\$54.12	\$67.85	\$78.09	\$64,852	\$71,656	\$112,570	\$141,128	\$158,260	#
29-1051	Pharmacists	180	17.28	\$63.91	\$132,942	2.37	\$52.26	\$59.42	\$67.99	\$74.57	\$78.51	\$108,693	\$123,599	\$141,427	\$155,099	\$163,302	0.69
29-1062	Family and general practitioners	190	26.50	\$101.88	\$211,912	7.00	\$44.18	\$69.28	\$94.00	#	#	\$91,899	\$144,113	\$195,511	#	#	2.05
29-1063	Internists, general	20	12.98	\$124.89	\$259,778	14.53	\$55.47	#	#	#	#	\$115,371	#	#	#	#	#
29-1064	Obstetricians and gynecologists	20	47.09	\$119.79	\$249,158	14.64	\$87.55	\$94.24	#	#	#	\$182,101	\$196,010	#	#	#	#
29-1065	Pediatricians, general	10	0.00	\$103.21	\$214,686	10.93	\$52.46	\$81.43	\$98.80	#	#	\$109,117	\$169,380	\$205,511	#	#	#
29-1066	Psychiatrists	10	32.04	\$134.60	\$279,972	14.47	\$74.98	#	#	#	#	\$155,968	#	#	#	#	#
29-1067	Surgeons	30	24.70	\$93.07	\$193,587	19.93	\$33.99	\$37.85	\$72	#	#	\$70,696	\$78,724	\$149,836	#	#	1.07
29-1069	Physicians and surgeons, all other	#	#	\$114.03	\$237,178	8.76	\$43.91	\$53.14	#	#	#	\$91,333	\$110,541	#	#	#	#
29-1071	Physician assistants	100	12.72	\$55.72	\$115,890	1.75	\$39.65	\$46.65	\$55.60	\$62.89	\$76.56	\$82,462	\$97,035	\$115,654	\$130,802	\$159,243	1.02
29-1122	Occupational therapists	90	16.46	\$40.78	\$84,816	3.04	\$31.96	\$34.36	\$38.35	\$46.58	\$55.60	\$66,471	\$71,460	\$79,774	\$96,880	\$115,652	0.90
29-1123	Physical therapists	240	9.37	\$39.16	\$81,456	1.83	\$28.24	\$33.25	\$38.79	\$45.86	\$50.29	\$58,738	\$69,169	\$80,676	\$95,390	\$104,594	1.25
29-1126	Respiratory therapists	80	9.79	\$32.24	\$67,051	2.64	\$24.78	\$28.14	\$32.82	\$36.78	\$39.19	\$51,552	\$58,532	\$68,266	\$76,506	\$81,515	0.77
29-1127	Speech-language pathologists	140	23.02	\$35.76	\$74,385.00	\$2.79	\$25.98	\$31.02	\$35.19	\$39.54	\$48.73	\$54,031.00	\$64,524.00	\$73,191.00	\$82,241.00	\$101,360.00	1.12
29-1128	Exercise physiologists	10	7.27	\$26.92	\$56,002	5.46	\$18.01	\$21.73	\$26.70	\$30.25	\$37.44	\$37,463	\$45,194	\$55,533	\$62,914	\$77,883	#
29-1131	Veterinarians	90	16.55	\$35.42	\$73,664	10.09	\$25.14	\$27.83	\$33.10	\$42.57	\$50.46	\$52,288	\$57,895	\$68,844	\$88,540	\$104,965	1.52
29-1141	Registered nurses	1,690	6.83	\$37.02	\$77,011	1.79	\$26.25	\$31.08	\$36.05	\$42.37	\$49.41	\$54,590	\$64,654	\$74,980	\$88,127	\$102,772	0.69
29-1171	Nurse practitioners	80	20.18	\$50.89	\$105,847	2.74	\$31.59	\$43.73	\$53.57	\$60.10	\$64.27	\$65,702	\$90,962	\$111,423	\$125,002	\$133,675	0.54
29-2010	Clinical laboratory technologists and technicians	170	10.06	\$27.58	\$57,363	2.45	\$16.83	\$20.62	\$26.77	\$34.32	\$39.60	\$35,000	\$42,882	\$55,684	\$71,385	\$82,373	0.63
29-2021	Dental hygienists	200	32.74	\$37.14	\$77,254	12.60	\$18.50	\$32.55	\$40.11	\$45.21	\$48.29	\$38,484	\$67,695	\$83,422	\$94,036	\$100,453	1.10
29-2031	Cardiovascular technologists and technicians	20	29.17	\$38.82	\$80,737	8.69	\$26.33	\$29.42	\$38.00	\$48.02	\$55.44	\$54,771	\$61,194	\$79,035	\$99,875	\$115,316	#
29-2032	Diagnostic medical sonographers	40	5.54	\$41.06	\$85,401	2.21	\$31.30	\$35.32	\$42.00	\$47.16	\$50.42	\$65,108	\$73,471	\$87,350	\$98,087	\$104,864	0.68
29-2033	Nuclear medicine technologists	10	0.00	\$44.38	\$92,308.00	\$2.77	\$36.27	\$40.95	\$44.86	\$48.77	\$51.47	\$75,440.00	\$85,168.00	\$93,305.00	\$101,442.00	\$107,049.00	#
29-2034	Radiologic technologists and technicians	200	9.10	\$34.37	\$71,494	1.56	\$25.85	\$28.51	\$33.55	\$39.56	\$46.44	\$53,759	\$59,311	\$69,793	\$82,283	\$96,592	1.16
29-2035	Magnetic resonance imaging technologists	20	12.30	\$40.89	\$85,043	2.30	\$27.79	\$36.25	\$43.03	\$47.42	\$50.35	\$57,804	\$75,406	\$89,493	\$98,634	\$104,737	#
29-2041	Emergency medical technicians and paramedics	350	5.67	\$19.03	\$39,577	1.61	\$12.70	\$15.74	\$17.84	\$21.03	\$25.74	\$26,425	\$32,741	\$37,111	\$43,739	\$53,542	1.62
29-2052	Pharmacy technicians	190	19.48	\$18.71	\$38,917	5.09	\$13.38	\$15.39	\$17.96	\$21.68	\$24.86	\$27,836	\$32,001	\$37,355	\$45,102	\$51,701	0.55
29-2055	Surgical technologists	80	24.88	\$27.01	\$56,187	2.01	\$19.94	\$22.27	\$26.36	\$31.62	\$36.92	\$41,473	\$46,321	\$54,826	\$65,775	\$76,794	0.93
29-2056	Veterinary technologists and technicians	200	13.63	\$18.97	\$39,465	5.01	\$13.91	\$16.39	\$19.32	\$22.11	\$23.82	\$28,928	\$34,098	\$40,178	\$45,979	\$49,553	2.29
29-2057	Ophthalmic medical technicians	#	#	\$19.44	\$40,433	4.60	\$15.03	\$16.25	\$18.31	\$22.81	\$26.83	\$31,253	\$33,797	\$38,075	\$47,445	\$55,817	#
29-2061	Licensed practical and licensed vocational nurses	60	23.74	\$25.61	\$53,273	2.86	\$20.49	\$22.77	\$25.70	\$28.52	\$30.22	\$42,611	\$47,355	\$53,446	\$59,330	\$62,861	0.11
29-2071	Medical records and health information technicians	170	18.79	\$22.46	\$46,714	2.76	\$15.48	\$18.49	\$21.85	\$24.85	\$30.53	\$32,191	\$38,454	\$45,445	\$51,684	\$63,498	0.97
29-2081	Opticians, dispensing	60	22.80	\$20.12	\$41,841	6.96	\$14.34	\$16.34	\$18.93	\$23.33	\$27.91	\$29,837	\$33,981	\$39,372	\$48,534	\$58,047	0.94
29-2099	Health technologists and technicians, all other	60	14.61	\$23.70	\$49,294	4.93	\$15.88	\$17.86	\$21.88	\$26.73	\$29.94	\$33,028	\$37,145	\$45,505	\$55,590	\$62,269	0.56
29-9011	Occupational health and safety specialists	80	9.18	\$36.60	\$76,130	2.81	\$21.54	\$28.00	\$35.98	\$45.50	\$55.08	\$44,799	\$58,239	\$74,832	\$94,638	\$114,570	1.08
29-9012	Occupational health and safety technicians	20	14.11	\$37.18	\$77,332	3.45	\$31.59	\$33.17	\$35.84	\$38.52	\$44.38	\$65,699	\$68,986	\$74,548	\$80,111	\$92,305	#
29-9091	Athletic trainers	40	29.74	#	\$49,893	5.60	#	#	#	#	#	\$29,523	\$35,490	\$49,107	\$63,197	\$74,713	1.86

Data unavailable

Occupational Code	Occupational Title	Employment Estimate	Employment Percentage Relative Standard Error	Average Hourly Wage	Average Annual Wage	Wage Percentage Relative Standard Error	10th Percentile (Hourly)	25th Percentile (Hourly)	50th Percentile (Hourly)	75th Percentile (Hourly)	90th Percentile (Hourly)	10th Percentile (Annual)	25th Percentile (Annual)	50th Percentile (Annual)	75th Percentile (Annual)	90th Percentile (Annual)	Location Quotients
31-0000	Healthcare support	1,740	6.92	\$18.77	\$39,049.00	\$2.97	\$11.94	\$15.02	\$17.49	\$20.71	\$25.57	\$24,833.00	\$31,240.00	\$36,379.00	\$43,077.00	\$53,190.00	0.51
31-1011	Home health aides	60	16.23	\$14.39	\$29,941	2.75	\$10.76	\$11.57	\$12.88	\$16.36	\$18.77	\$22,371	\$24,072	\$26,798	\$34,033	\$39,042	0.09
31-1014	Nursing assistants	450	11.27	\$16.99	\$35,339	1.30	\$13.72	\$15.22	\$16.89	\$18.56	\$20.79	\$28,541	\$31,664	\$35,139	\$38,614	\$43,247	0.37
31-2021	Physical therapist assistants	10	27.37	\$23.50	\$48,881	5.18	\$13.42	\$15.04	\$25.20	\$29.17	\$31.82	\$27,907	\$31,292	\$52,410	\$60,675	\$66,187	#
31-2022	Physical therapist aides	30	24.67	\$19.45	\$40,449	7.27	\$13.61	\$15.28	\$17.29	\$19.42	\$31.58	\$28,319	\$31,790	\$35,971	\$40,388	\$65,696	0.87
31-9011	Massage therapists	320	13.08	\$22.88	\$47,585	10.42	\$10.21	\$11.65	\$17.58	\$30.69	\$43.32	\$21,227	\$24,232	\$36,562	\$63,835	\$90,103	3.67
31-9091	Dental assistants	300	16.68	\$19.68	\$40,943	4.25	\$16.24	\$17.35	\$19.18	\$22.11	\$24.29	\$33,772	\$36,093	\$39,896	\$45,994	\$50,531	1.05
31-9092	Medical assistants	300	9.13	\$19.06	\$39,647	3.06	\$15.07	\$16.33	\$18.17	\$21.10	\$24.38	\$31,340	\$33,956	\$37,800	\$43,896	\$50,703	0.53
31-9093	Medical equipment preparers	30	3.05	\$21.99	\$45,739	4.03	\$15.40	\$17.09	\$19.35	\$23.86	\$32.68	\$32,037	\$35,547	\$40,252	\$49,627	\$67,975	0.70
31-9096	Veterinary assistants and laboratory animal caretakers	#	#	\$16.21	\$33,713	5.89	\$13.69	\$15.35	\$16.59	\$17.83	\$18.57	\$28,473	\$31,923	\$34,504	\$37,085	\$38,634	#
31-9097	Phlebotomists	#	#	\$16.40	\$34,103	2.98	\$12.97	\$13.93	\$15.57	\$18.47	\$22.03	\$26,975	\$28,976	\$32,385	\$38,407	\$45,819	#
31-9099	Healthcare support workers, all other	#	#	\$14.05	\$29,226	3.55	\$10.20	\$10.20	\$10.21	\$17.57	\$20.73	\$21,220	\$21,226	\$21,237	\$36,555	\$43,120	#
33-0000	Protective service	3,150	4.04	\$23.84	\$49,582	2.19	\$11.90	\$16.06	\$22.04	\$29.84	\$38.82	\$24,743	\$33,396	\$45,833	\$62,071	\$80,747	1.10
33-1011	First-line supervisors of correctional officers	10	10.79	\$40.81	\$84,892	6.96	\$27.04	\$31.81	\$40.75	\$49.62	\$57.09	\$56,249	\$66,169	\$84,767	\$103,205	\$118,756	#
33-1012	First-line supervisors of police and detectives	90	9.35	\$43.61	\$90,708	3.82	\$23.48	\$34.78	\$45.54	\$52.85	\$59.14	\$48,837	\$72,347	\$94,733	\$109,929	\$123,008	0.90
33-1021	First-line supervisors of fire fighting and prevention workers	110	18.30	\$36.63	\$76,193	3.60	\$25.85	\$30.66	\$37.25	\$43.29	\$47.47	\$53,771	\$63,768	\$77,485	\$90,044	\$98,746	2.06
33-1099	First-line supervisors of protective service workers, all other	60	18.70	\$28.30	\$58,869	4.20	\$16.91	\$24.18	\$29.09	\$33.43	\$38.02	\$35,173	\$50,284	\$60,503	\$69,539	\$79,089	0.86
33-2011	Firefighters	610	12.23	\$23.32	\$48,499	3.76	\$11.48	\$18.34	\$22.84	\$27.75	\$34.85	\$23,886	\$38,146	\$47,504	\$57,718	\$72,485	2.29
33-2021	Fire inspectors and investigators	10	29.48	\$40.27	\$83,771	5.98	\$28.29	\$32.68	\$37.22	\$51.37	\$58.29	\$58,853	\$67,984	\$77,419	\$106,847	\$121,247	#
33-3012	Correctional officers and jailers	150	24.39	\$28.91	\$60,135	3.63	\$20.31	\$22.15	\$27.23	\$34.23	\$40.14	\$42,236	\$46,066	\$56,634	\$71,189	\$83,498	0.42
33-3021	Detectives and criminal investigators	40	8.22	\$37.17	\$77,307	4.16	\$25.58	\$29.28	\$34.63	\$43.19	\$61.18	\$53,202	\$60,909	\$72,023	\$89,829	\$127,249	0.50
33-3051	Police and sheriff's patrol officers	570	6.92	\$31.86	\$66,270	1.83	\$23.62	\$26.66	\$30.60	\$37.58	\$39.77	\$49,129	\$55,454	\$63,640	\$78,163	\$82,721	1.03
33-9011	Animal control workers	30	20.54	\$19.66	\$40,899	3.97	\$10.88	\$13.09	\$21.07	\$24.83	\$28.18	\$22,622	\$27,226	\$43,826	\$51,651	\$58,617	#
33-9032	Security guards	540	13.95	\$19.63	\$40,825	5.00	\$14.01	\$16.10	\$18.08	\$21.65	\$27.76	\$29,136	\$33,485	\$37,597	\$45,028	\$57,746	0.58
33-9091	Crossing guards	90	5.25	\$12.99	\$27,027	2.05	\$10.70	\$11.44	\$13.10	\$14.47	\$15.34	\$22,261	\$23,796	\$27,247	\$30,091	\$31,909	1.32
33-9092	Lifeguards, ski patrol, and other recreational protective service workers	660	10.09	\$15.71	\$32,684	4.47	\$10.51	\$11.41	\$14.24	\$18.65	\$23.65	\$21,856	\$23,726	\$29,615	\$38,795	\$49,183	5.48
33-9093	Transportation security screeners	50	0.00	\$22.98	\$47,799	2.61	\$19.60	\$19.98	\$22.95	\$24.67	\$26.12	\$40,776	\$41,569	\$47,736	\$51,319	\$54,330	1.33
33-9099	Protective service workers, all other	130	7.63	\$18.39	\$38,260	2.79	\$13.20	\$14.99	\$16.98	\$20.29	\$25.95	\$27,451	\$31,171	\$35,318	\$42,193	\$53,966	1.09
35-0000	Food preparation and serving-related	16,760	2.36	\$14.68	\$30,537	2.11	\$10.20	\$10.21	\$12.67	\$16.86	\$22.05	\$21,223	\$21,234	\$26,357	\$35,077	\$45,854	1.51
35-1011	Chefs and head cooks	400	16.92	\$26.58	\$55,279	2.75	\$17.65	\$20.75	\$24.12	\$31.18	\$38.32	\$36,718	\$43,153	\$50,176	\$64,857	\$79,703	3.71
35-1012	First-line supervisors of food preparation and serving workers	1,270	7.09	\$23.33	\$48,520	3.71	\$13.42	\$17.17	\$22.72	\$29.37	\$34.40	\$27,908	\$35,722	\$47,261	\$61,088	\$71,559	1.59
35-2012	Cooks, institution and cafeteria	430	7.83	\$16.26	\$33,814	1.84	\$11.73	\$13.36	\$15.64	\$18.73	\$22.22	\$24,388	\$27,792	\$32,526	\$38,965	\$46,220	1.30
35-2014	Cooks, restaurant	2,250	10.62	\$16.17	\$33,625	2.75	\$11.26	\$13.66	\$16.27	\$18.25	\$20.30	\$23,429	\$28,421	\$33,832	\$37,968	\$42,228	2.02
35-2015	Cooks, short order	60	42.39	\$14.46	\$30,078	8.45	\$10.57	\$11.40	\$14.72	\$17.10	\$18.61	\$21,990	\$23,708	\$30,615	\$35,567	\$38,712	0.49
35-2021	Food preparation workers	700	29.83	\$14.97	\$31,133	3.54	\$10.34	\$11.90	\$14.72	\$17.52	\$20.30	\$21,507	\$24,756	\$30,607	\$36,446	\$42,215	1.03
35-3011	Bartenders	870	19.21	\$12.52	\$26,032	6.26	\$10.20	\$10.20	\$10.21	\$11.43	\$16.53	\$21,219	\$21,224	\$21,232	\$23,779	\$34,373	1.66
35-3021	Combined food preparation and serving workers, including fast food	3,070	10.75	\$13.57	\$28,223	1.92	\$10.61	\$11.43	\$13.16	\$14.90	\$17.39	\$22,073	\$23,780	\$27,383	\$30,992	\$36,166	1.01
35-3022	Counter attendants, cafeteria, food concession, and coffee shop	#	#	\$14.06	\$29,237	3.75	\$10.21	\$11.06	\$13.26	\$15.55	\$20.15	\$21,229	\$23,011	\$27,571	\$32,338	\$41,914	#
35-3031	Waiters and waitresses	4,470	9.28	\$12.79	\$26,594	6.97	\$10.20	\$10.20	\$10.21	\$14.65	\$17.94	\$21,219	\$21,224	\$21,232	\$30,482	\$37,310	2.09
35-3041	Food servers, nonrestaurant	780	24.51	\$14.33	\$29,807	7.03	\$10.20	\$10.21	\$11.15	\$15.02	\$23.74	\$21,221	\$21,229	\$23,193	\$31,232	\$49,378	3.52
35-9011	Dining room and cafeteria attendants and bartender helpers	710	17.93	\$11.55	\$24,018	3.14	\$10.20	\$10.20	\$10.21	\$11.34	\$15.98	\$21,219	\$21,224	\$21,232	\$23,590	\$33,244	1.87
35-9021	Dishwashers	850	21.53	\$11.96	\$24,885	3.26	\$10.31	\$10.74	\$11.46	\$12.57	\$14.68	\$21,443	\$22,340	\$23,836	\$26,152	\$30,544	2.03
35-9031	Hosts and hostesses, restaurant, lounge, and coffee shop	510	18.74	\$13.50	\$28,085	8.01	\$10.20	\$10.40	\$12.22	\$14.77	\$20.37	\$21,225	\$21,629	\$25,407	\$30,719	\$42,364	1.47
35-9099	Food preparation and serving related workers, all other	70	49.28	\$13.28	\$27,621	11.02	\$10.20	\$10.21	\$11.22	\$16.51	\$18.85	\$21,221	\$21,229	\$23,343	\$34,348	\$39,200	1.60
37-0000	Building and grounds cleaning and maintenance	8,060	4.04	\$17.03	\$35,418	1.62	\$12.14	\$13.70	\$16.02	\$18.94	\$24.02	\$25,256	\$28,499	\$33,324	\$39,388	\$49,962	2.20
37-1011	First-line supervisors of housekeeping and janitorial workers	380	16.95	\$22.63	\$47,065	5.18	\$15.26	\$17.33	\$21.52	\$26.44	\$33.37	\$31,737	\$36,040	\$44,765	\$54,997	\$69,419	2.94

Data unavailable

Occupational Code	Occupational Title	Employment Estimate	Employment Percentage Relative Standard Error	Average Hourly Wage	Average Annual Wage	Wage Percentage Relative Standard Error	10th Percentile (Hourly)	25th Percentile (Hourly)	50th Percentile (Hourly)	75th Percentile (Hourly)	90th Percentile (Hourly)	10th Percentile (Annual)	25th Percentile (Annual)	50th Percentile (Annual)	75th Percentile (Annual)	90th Percentile (Annual)	Location Quotients
37-1012	First-line supervisors of landscaping, lawn service, and grounds	200	15.50	\$26.83	\$55,812	6.04	\$14.47	\$18.24	\$25.61	\$31.73	\$41.28	\$30,091	\$37,944	\$53,277	\$65,989	\$85,853	2.36
37-2011	Janitors and cleaners, except maids and housekeeping cleaners	1,520	16.59	\$15.67	\$32,593	2.72	\$11.51	\$13.10	\$14.80	\$17.36	\$20.70	\$23,944	\$27,251	\$30,783	\$36,099	\$43,061	0.85
37-2012	Maids and housekeeping cleaners	3,340	7.81	\$15.49	\$32,221	2.69	\$11.84	\$13.21	\$14.92	\$17.47	\$19.59	\$24,628	\$27,484	\$31,039	\$36,329	\$40,757	4.35
37-2019	Building cleaning workers, all other	#	#	\$17.06	\$35,478	6.40	\$12.14	\$14.70	\$17.08	\$19.30	\$22.88	\$25,258	\$30,586	\$35,533	\$40,147	\$47,580	#
37-3011	Landscaping and groundskeeping workers	2,250	6.29	\$17.88	\$37,180	2.65	\$12.68	\$14.98	\$17.45	\$20.35	\$24.42	\$26,369	\$31,151	\$36,304	\$42,332	\$50,801	2.96
37-3012	Pesticide handlers, sprayers, and applicators, vegetation	#	#	\$20.68	\$43,008	12.59	\$16.36	\$17.31	\$18.89	\$25.60	\$28.89	\$34,035	\$36,008	\$39,293	\$53,240	\$60,096	#
37-3019	Grounds maintenance workers, all other	170	5.82	\$20.26	\$42,139	3.25	\$14.99	\$16.74	\$18.86	\$23.53	\$28.83	\$31,180	\$34,822	\$39,219	\$48,940	\$59,965	14.31
39-0000	Personal care and service	4,750	5.68	\$16.58	\$34,479	2.23	\$10.21	\$11.53	\$14.81	\$18.57	\$26.06	\$21,235	\$23,978	\$30,803	\$38,627	\$54,206	1.05
39-1021	First-line supervisors of personal service workers	300	11.07	\$25.95	\$53,985	2.25	\$16.25	\$18.90	\$24.98	\$31.28	\$38.80	\$33,810	\$39,303	\$51,968	\$65,072	\$80,702	1.56
39-2021	Nonfarm animal caretakers	180	16.78	\$13.47	\$28,018	8.69	\$10.20	\$10.45	\$11.71	\$14.98	\$20.97	\$21,226	\$21,739	\$24,347	\$31,157	\$43,619	1.08
39-3031	Ushers, lobby attendants, and ticket takers	40	28.35	\$15.86	\$32,987	7.15	\$10.21	\$13.33	\$15.67	\$18.54	\$21.91	\$21,229	\$27,725	\$32,595	\$38,572	\$45,574	0.34
39-3091	Amusement and recreation attendants	980	19.46	\$15.06	\$31,328	2.77	\$10.57	\$11.61	\$14.87	\$17.26	\$19.24	\$21,986	\$24,139	\$30,926	\$35,896	\$40,021	3.68
39-3093	Locker room, coatroom, and dressing room attendants	30	27.13	\$15.11	\$31,426	7.44	\$10.21	\$11.17	\$15.53	\$17.80	\$19.25	\$21,236	\$23,230	\$32,307	\$37,018	\$40,032	2.39
39-5012	Hairdressers, hairstylists, and cosmetologists	330	30.46	\$14.81	\$30,810	15.53	\$10.53	\$11.02	\$11.84	\$13.81	\$25.58	\$21,893	\$22,915	\$24,618	\$28,715	\$53,208	1.04
39-5092	Manicurists and pedicurists	30	10.13	\$15.51	\$32,252	15.37	\$10.20	\$10.21	\$11.16	\$14.61	\$23.39	\$21,221	\$21,228	\$23,219	\$30,384	\$48,659	#
39-5094	Skincare specialists	#	#	\$24.98	\$51,948	13.47	\$10.20	\$10.21	\$21.06	\$37.58	\$47.19	\$21,224	\$21,236	\$43,803	\$78,168	\$98,152	#
39-6011	Baggage porters and bellhops	260	19.11	\$12.27	\$25,515	3.31	\$10.20	\$10.21	\$11.27	\$13.65	\$15.01	\$21,221	\$21,229	\$23,440	\$28,391	\$31,224	7.44
39-6012	Concierges	220	12.68	\$16.75	\$34,849	2.35	\$12.72	\$14.23	\$16.30	\$18.46	\$22.04	\$26,453	\$29,602	\$33,895	\$38,403	\$45,848	7.19
39-7010	Tour and travel guides	#	#	\$16.51	\$34,340	9.40	\$10.21	\$12.70	\$15.44	\$18.31	\$20.81	\$21,226	\$26,423	\$32,124	\$38,094	\$43,281	#
39-9011	Childcare workers	370	8.46	\$15.81	\$32,878	6.24	\$10.21	\$11.65	\$16.70	\$18.74	\$20.35	\$21,229	\$24,239	\$34,736	\$38,987	\$42,332	0.78
39-9021	Personal care aides	420	22.69	\$15.32	\$31,859	2.34	\$11.37	\$12.91	\$15.07	\$17.54	\$19.86	\$23,651	\$26,852	\$31,347	\$36,481	\$41,308	0.23
39-9031	Fitness trainers and aerobics instructors	540	10.49	\$20.05	\$41,698	8.12	\$10.23	\$11.51	\$16.58	\$27.64	\$32.23	\$21,273	\$23,946	\$34,485	\$57,499	\$67,040	2.11
39-9032	Recreation workers	470	17.25	\$15.91	\$33,084	3.63	\$10.51	\$11.64	\$14.39	\$18.55	\$23.53	\$21,851	\$24,202	\$29,932	\$38,582	\$48,933	1.59
39-9041	Residential advisors	#	#	\$14.14	\$29,421	4.85	\$11.02	\$12.12	\$13.60	\$15.22	\$18.87	\$22,912	\$25,211	\$28,292	\$31,665	\$39,254	#
39-9099	Personal care and service workers, all other	#	#	\$12.67	\$26,350	4.92	\$10.20	\$10.21	\$10.61	\$14.22	\$17.23	\$21,220	\$21,227	\$22,074	\$29,577	\$35,838	#
41-0000	Sales and related	13,950	4.40	\$20.20	\$42,025	2.79	\$10.72	\$12.35	\$16.28	\$23.55	\$33.87	\$22,305	\$25,688	\$33,856	\$48,994	\$70,457	1.16
41-1011	First-line supervisors of retail sales workers	1,270	9.78	\$26.90	\$55,962	5.45	\$15.49	\$18.78	\$23.44	\$29.62	\$39.07	\$32,227	\$39,057	\$48,756	\$61,611	\$81,272	1.30
41-1012	First-line supervisors of non-retail sales workers	130	18.43	\$38.89	\$80,896	5.05	\$25.00	\$30.09	\$39.14	\$44.91	\$48.50	\$51,993	\$62,588	\$81,408	\$93,406	\$100,875	0.65
41-2011	Cashiers	3,310	12.80	\$13.59	\$28,259	2.45	\$10.29	\$11.14	\$12.78	\$14.94	\$18.07	\$21,395	\$23,166	\$26,587	\$31,082	\$37,583	1.10
41-2021	Counter and rental clerks	1,210	20.81	\$18.03	\$37,513	3.61	\$10.86	\$12.07	\$16.56	\$23.05	\$27.99	\$22,582	\$25,106	\$34,437	\$47,952	\$58,218	3.41
41-2022	Parts salespersons	160	33.20	\$20.67	\$42,984	5.91	\$12.62	\$14.33	\$18.63	\$24.03	\$33.69	\$26,247	\$29,800	\$38,747	\$49,979	\$70,077	0.78
41-2031	Retail salespersons	4,710	7.08	\$17.07	\$35,510	4.57	\$10.77	\$12.17	\$15.00	\$18.82	\$24	\$22,394	\$25,322	\$31,208	\$39,155	\$50,640	1.28
41-3011	Advertising sales agents	120	29.22	\$29.19	\$60,714	15.72	\$15.97	\$19.42	\$25.01	\$29.98	\$65.72	\$33,212	\$40,393	\$52,023	\$62,349	\$136,691	1.04
41-3021	Insurance sales agents	240	27.99	\$32.19	\$66,951	7.89	\$19.05	\$22.67	\$27.63	\$34.71	\$49.00	\$39,620	\$47,148	\$57,463	\$72,193	\$101,928	0.73
41-3031	Securities, commodities, and financial services sales agents	260	19.69	\$29.73	\$61,829	13.06	\$16.28	\$20.57	\$23.59	\$31.30	\$45.40	\$33,869	\$42,792	\$49,071	\$65,098	\$94,427	0.76
41-3041	Travel agents	70	20.29	\$20.18	\$41,977	7.73	\$15.56	\$16.99	\$19.32	\$23.74	\$27.54	\$32,363	\$35,337	\$40,187	\$49,378	\$57,274	1.14
41-3099	Sales representatives, services, all other	670	11.28	\$29.99	\$62,389.00	\$3.70	\$14.43	\$19.73	\$26.99	\$37.94	\$48.76	\$30,010.00	\$41,042.00	\$56,146.00	\$78,921.00	\$101,427.00	0.78
41-4011	Sales representatives, wholesale and manufacturing, technical and scientific products	30	42.08	\$68.40	\$142,266	5.36	\$35.76	\$65.22	\$72.83	\$79.89	\$86.20	\$74,376	\$135,659	\$151,477	\$166,175	\$179,300	0.12
41-4012	Sales representatives, wholesale and manufacturing, except technical and scientific products	820	9.97	\$30.66	\$63,770	12.13	\$12.08	\$18.72	\$23.97	\$34.10	\$53.56	\$25,136	\$38,936	\$49,849	\$70,926	\$111,402	0.73
41-9021	Real estate brokers	220	42.03	\$37.41	\$77,814	8.20	\$24.47	\$29.71	\$40.76	\$45.35	\$48.10	\$50,889	\$61,806	\$84,781	\$94,322	\$100,046	6.68
41-9022	Real estate sales agents	370	29.32	\$29.84	\$62,062	6.44	\$20.59	\$24.09	\$31.40	\$35.38	\$37.89	\$42,820	\$50,105	\$65,307	\$73,597	\$78,802	2.87
41-9099	Sales and related workers, all other	140	39.57	\$17.19	\$35,762	4.23	\$12.49	\$13.43	\$15.28	\$18.17	\$27.09	\$25,973	\$27,932	\$31,774	\$37,803	\$56,356	1.76
43-0000	Office and administrative support	15,200	3.08	\$20.11	\$41,836	1.20	\$12.48	\$14.91	\$18.41	\$23.76	\$30.00	\$25,962	\$31,022	\$38,294	\$49,420	\$62,399	0.84
43-1011	First-line supervisors of office and administrative support work	840	7.00	\$29.38	\$61,106	2.82	\$17.91	\$21.70	\$27.19	\$34.75	\$45.35	\$37,261	\$45,142	\$56,556	\$72,287	\$94,336	0.69
43-2011	Switchboard operators, including answering service	20	9.69	\$17.57	\$36,543	4.00	\$13.41	\$14.97	\$16.92	\$18.84	\$23.68	\$27,899	\$31,133	\$35,197	\$39,195	\$49,259	#
43-3011	Bill and account collectors	30	23.25	\$24.02	\$49,954	2.81	\$17.06	\$19.77	\$24.51	\$27.67	\$30.19	\$35,492	\$41,122	\$50,985	\$57,559	\$62,791	#
43-3021	Billing and posting clerks and machine operators	260	10.04	\$20.67	\$43,001	2.03	\$15.53	\$17.11	\$19.88	\$23.64	\$27.23	\$32,299	\$35,579	\$41,344	\$49,162	\$56,638	0.67

Data unavailable

Occupational Code	Occupational Title	Employment Estimate	Employment Percentage Relative Standard Error	Average Hourly Wage	Average Annual Wage	Wage Percentage Relative Standard Error	10th Percentile (Hourly)	25th Percentile (Hourly)	50th Percentile (Hourly)	75th Percentile (Hourly)	90th Percentile (Hourly)	10th Percentile (Annual)	25th Percentile (Annual)	50th Percentile (Annual)	75th Percentile (Annual)	90th Percentile (Annual)	Location Quotients
43-3031	Bookkeeping, accounting, and auditing clerks	1,450	8.89	\$22.62	\$47,040	2.59	\$13.23	\$16.70	\$21.72	\$28.03	\$33.56	\$27,518	\$34,730	\$45,170	\$58,308	\$69,810	1.14
43-3051	Payroll and timekeeping clerks	60	24.68	\$25.25	\$52,525	3.62	\$18.07	\$21.09	\$25.34	\$29.18	\$33.50	\$37,582	\$43,863	\$52,716	\$60,700	\$69,683	0.48
43-3061	Procurement clerks	10	29.44	\$25.26	\$52,546	6.33	\$17.94	\$21.79	\$24.56	\$28.01	\$30.08	\$37,311	\$45,332	\$51,084	\$58,257	\$62,576	#
43-3071	Tellers	360	16.09	\$15.36	\$31,951	4.10	\$12.34	\$13.45	\$15.14	\$17.32	\$18.90	\$25,662	\$27,985	\$31,501	\$36,022	\$39,322	0.93
43-3099	Financial clerks, all other	30	25.70	\$26.99	\$56,140	5.13	\$20.47	\$23.12	\$27.07	\$31.09	\$34.89	\$42,573	\$48,082	\$56,306	\$64,672	\$72,574	1.35
43-4031	Court, municipal, and license clerks	350	10.12	\$19.42	\$40,401	4.33	\$11.01	\$13.85	\$19.15	\$23.29	\$28.22	\$22,901	\$28,800	\$39,831	\$48,443	\$58,688	2.96
43-4051	Customer service representatives	860	16.68	\$17.93	\$37,303	2.34	\$13.15	\$15.30	\$17.32	\$19.63	\$23.82	\$27,351	\$31,833	\$36,032	\$40,821	\$49,536	0.36
43-4061	Eligibility interviewers, government programs	80	5.04	\$21.60	\$44,918.00	\$2.29	\$16.44	\$18.67	\$21.13	\$24.36	\$27.02	\$34,203.00	\$38,828.00	\$43,946.00	\$50,677.00	\$56,195.00	0.68
43-4071	File clerks	60	17.50	\$19.84	\$41,271	2.96	\$14.74	\$16.49	\$19.02	\$23.09	\$27.02	\$30,652	\$34,294	\$39,555	\$48,018	\$56,202	0.63
43-4081	Hotel, motel, and resort desk clerks	1,430	7.41	\$14.91	\$31,015	2.50	\$11.55	\$12.84	\$14.35	\$16.45	\$18.86	\$24,028	\$26,697	\$29,858	\$34,215	\$39,225	6.61
43-4111	Interviewers, except eligibility and loan	230	21.58	\$19.23	\$39,991	3.98	\$13.43	\$15.20	\$18.12	\$22.56	\$27.28	\$27,930	\$31,622	\$37,683	\$46,917	\$56,744	1.43
43-4121	Library assistants, clerical	#	#	\$14.81	\$30,814	2.35	\$10.64	\$11.56	\$13.34	\$15.50	\$19.61	\$22,137	\$24,037	\$27,739	\$32,231	\$40,779	#
43-4131	Loan interviewers and clerks	50	28.18	\$25.60	\$53,256	10.51	\$16.13	\$18.77	\$25.20	\$32.33	\$37.35	\$33,544	\$39,031	\$52,406	\$67,240	\$77,684	0.26
43-4151	Order clerks	110	21.75	\$18.22	\$37,905	3.04	\$13.56	\$15.39	\$17.91	\$21.28	\$23.85	\$28,203	\$32,014	\$37,261	\$44,268	\$49,613	0.81
43-4161	Human resources assistants, except payroll and timekeeping	70	11.70	\$18.66	\$38,814	4.98	\$11.05	\$13.26	\$17.65	\$22.37	\$29.00	\$22,987	\$27,589	\$36,717	\$46,532	\$60,329	0.70
43-4171	Receptionists and information clerks	740	13.60	\$16.38	\$34,064	2.07	\$12.05	\$14.12	\$16.61	\$18.52	\$20.61	\$25,065	\$29,377	\$34,543	\$38,514	\$42,866	0.85
43-4181	Reservation and transportation ticket agents and travel clerks	190	30.20	\$17.62	\$36,645.00	\$4.50	\$13.38	\$14.82	\$17.17	\$20.09	\$23.37	\$27,826.00	\$30,817.00	\$35,724.00	\$41,785.00	\$48,600.00	1.71
43-4199	Information and record clerks, all other	420	11.93	\$20.10	\$41,811	2.86	\$11.73	\$16.01	\$18.95	\$23.21	\$28.53	\$24,391	\$33,311	\$39,413	\$48,269	\$59,350	3.25
43-5021	Couriers and messengers	10	45.46	\$16.26	\$33,813	5.70	\$13.04	\$14.38	\$16.76	\$18.39	\$19.37	\$27,120	\$29,921	\$34,861	\$38,254	\$40,289	#
43-5031	Police, fire, and ambulance dispatchers	100	15.99	\$24.87	\$51,737	3.87	\$18.48	\$21.09	\$24.36	\$27.98	\$31.04	\$38,442	\$43,858	\$50,665	\$58,206	\$64,566	1.29
43-5032	Dispatchers, except police, fire, and ambulance	160	20.52	\$19.69	\$40,964	3.56	\$15.03	\$16.48	\$18.30	\$22.45	\$28.58	\$31,258	\$34,281	\$38,065	\$46,691	\$59,439	0.98
43-5041	Meter readers, utilities	#	#	\$30.67	\$63,800	4.39	\$21.48	\$23.84	\$33.13	\$36.54	\$38.66	\$44,677	\$49,588	\$68,911	\$76,006	\$80,403	#
43-5051	Postal service clerks	120	0.00	\$24.19	\$50,324	1.37	\$17.19	\$20.43	\$28.89	\$28.90	\$30.05	\$35,757	\$42,503	\$60,091	\$60,108	\$62,505	1.91
43-5052	Postal service mail carriers	100	0.00	\$23.61	\$49,100	1.60	\$17.29	\$17.79	\$22.21	\$30.04	\$30.64	\$35,957	\$36,994	\$46,186	\$62,490	\$63,738	0.36
43-5053	Postal service mail sorters, processors, and processing machine operators	20	0.00	\$23.71	\$49,308	2.29	\$17.19	\$17.20	\$28.89	\$28.90	\$28.90	\$35,760	\$35,768	\$60,093	\$60,104	\$60,111	#
43-5061	Production, planning, and expediting clerks	60	27.73	\$22.80	\$47,434	5.85	\$10.21	\$17.46	\$21.12	\$26.68	\$31.31	\$21,234	\$36,315	\$43,940	\$55,495	\$65,128	0.20
43-5071	Shipping, receiving, and traffic clerks	170	18.46	\$17.97	\$37,371	3.71	\$12.51	\$15.40	\$17.50	\$19.96	\$25.05	\$26,013	\$32,036	\$36,393	\$41,509	\$52,103	0.31
43-5081	Stock clerks and order fillers	1,510	13.77	\$17.22	\$35,812	2.31	\$12.18	\$13.54	\$16.04	\$19.08	\$24.46	\$25,334	\$28,157	\$33,359	\$39,693	\$50,886	0.89
43-5111	Weighers, measurers, checkers, and samplers, recordkeeping	10	26.48	\$18.52	\$38,515	3.25	\$15.77	\$16.57	\$17.90	\$19.32	\$23.65	\$32,806	\$34,466	\$37,234	\$40,188	\$49,186	#
43-6011	Executive secretaries and executive administrative assistants	290	9.62	\$26.30	\$54,707	3.57	\$16.98	\$20.44	\$24.86	\$30.33	\$37.38	\$35,325	\$42,518	\$51,715	\$63,091	\$77,761	0.61
43-6012	Legal secretaries	200	23.02	#	#	#	#	#	#	#	#	#	#	#	#	#	1.35
43-6013	Medical secretaries	220	24.49	\$18.35	\$38,169	3.74	\$12.82	\$15.68	\$18.06	\$21.08	\$24.87	\$26,665	\$32,605	\$37,559	\$43,844	\$51,737	0.46
43-6014	Secretaries and administrative assistants, except legal, medical,	2,040	6.73	\$19.51	\$40,586	1.90	\$12.80	\$15.49	\$18.87	\$23.07	\$27.55	\$26,621	\$32,227	\$39,252	\$47,986	\$57,311	1.14
43-9021	Data entry keyers	60	19.19	\$17.90	\$37,231	6.71	\$11.72	\$14.40	\$17.43	\$21.53	\$24.79	\$24,371	\$29,955	\$36,253	\$44,785	\$51,573	0.38
43-9031	Desktop publishers	20	43.86	\$16.26	\$33,813	27.07	\$10.20	\$10.20	\$10.21	\$23.93	\$32.17	\$21,220	\$21,225	\$21,234	\$49,772	\$66,911	#
43-9051	Mail clerks and mail machine operators, except postal service	#	#	\$18.52	\$38,529	5.84	\$13.95	\$15.89	\$18.44	\$21.64	\$23.95	\$29,023	\$33,061	\$38,360	\$45,018	\$49,808	#
43-9061	Office clerks, general	2,050	9.42	\$21.67	\$45,077	2.54	\$11.23	\$16.15	\$21.42	\$26.77	\$31.90	\$23,359	\$33,595	\$44,547	\$55,687	\$66,357	0.83
43-9071	Office machine operators, except computer	#	#	\$15.96	\$33,197	7.38	\$10.82	\$15.31	\$16.94	\$18.34	\$19.18	\$22,507	\$31,841	\$35,241	\$38,149	\$39,894	#
43-9199	Office and administrative support workers, all other	20	27.92	\$17.54	\$36,485	5.12	\$10.74	\$14.07	\$16.30	\$22.28	\$27.22	\$22,341	\$29,259	\$33,898	\$46,341	\$56,615	#
45-0000	Farming, fishing, and forestry	440	14.49	\$20.16	\$41,924	4.34	\$11.55	\$14.25	\$18.32	\$23.45	\$34.40	\$24,025	\$29,645	\$38,110	\$48,780	\$71,557	1.11
45-1011	First-line supervisors of farming, fishing, and forestry workers	#	#	\$35.77	\$74,400	5.34	\$28.64	\$33.70	\$36.53	\$39.37	\$41.30	\$59,564	\$70,105	\$75,986	\$81,881	\$85,908	#
45-2092	Farmworkers and laborers, crop, nursery, and greenhouse	120	28.99	\$20.76	\$43,187	2.95	\$15.37	\$17.32	\$20.38	\$23.07	\$25.44	\$31,967	\$36,023	\$42,400	\$47,978	\$52,908	0.51
45-2093	Farmworkers, farm, ranch, and aquacultural animals	200	19.26	\$16.95	\$35,255	5.64	\$11.23	\$13.16	\$15.33	\$18.95	\$25.30	\$23,362	\$27,381	\$31,884	\$39,423	\$52,621	6.51
47-0000	Construction and extraction	11,650	3.52	\$24.45	\$50,854	1.85	\$14.53	\$18.03	\$22.91	\$28.97	\$36.40	\$30,220	\$37,493	\$47,653	\$60,252	\$75,721	2.35
47-1011	First-line supervisors of construction trades and extraction work	980	12.02	\$39.40	\$81,948	5.32	\$25.45	\$29.13	\$35.87	\$46.55	\$65.74	\$52,934	\$60,585	\$74,619	\$96,823	\$136,736	1.97
47-2021	Brickmasons and blockmasons	#	#	\$24.97	\$51,941	5.10	\$20.77	\$22.44	\$25.07	\$28.04	\$30.15	\$43,205	\$46,679	\$52,146	\$58,321	\$62,716	#

Data unavailable

Occupational Code	Occupational Title	Employment Estimate	Employment Percentage Relative Standard Error	Average Hourly Wage	Average Annual Wage	Wage Percentage Relative Standard Error	10th Percentile (Hourly)	25th Percentile (Hourly)	50th Percentile (Hourly)	75th Percentile (Hourly)	90th Percentile (Hourly)	10th Percentile (Annual)	25th Percentile (Annual)	50th Percentile (Annual)	75th Percentile (Annual)	90th Percentile (Annual)	Location Quotients
47-2022	Stonemasons	240	38.67	\$19.35	\$40,254	10.74	\$12.29	\$15.98	\$18.75	\$23.18	\$28.19	\$25,571	\$33,248	\$39,007	\$48,221	\$58,644	23.10
47-2031	Carpenters	1,480	14.67	\$24.25	\$50,442	5.91	\$13.38	\$18.57	\$23.96	\$28.99	\$34.75	\$27,821	\$38,625	\$49,840	\$60,304	\$72,277	2.48
47-2044	Tile and marble setters	250	10.07	\$19.56	\$40,683	6.38	\$12.52	\$14.18	\$18.50	\$25.26	\$29.07	\$26,046	\$29,503	\$38,490	\$52,544	\$60,460	7.66
47-2051	Cement masons and concrete finishers	350	25.26	\$23.06	\$47,974	4.25	\$15.89	\$17.82	\$22.56	\$27.53	\$30.45	\$33,050	\$37,067	\$46,932	\$57,270	\$63,343	2.27
47-2061	Construction laborers	1,750	10.43	\$18.29	\$38,047	3.41	\$11.54	\$14.94	\$17.76	\$21.79	\$26.60	\$24,010	\$31,085	\$36,941	\$45,327	\$55,323	2.11
47-2071	Paving, surfacing, and tamping equipment operators	60	30.85	\$23.66	\$49,222	3.18	\$16.51	\$19.66	\$23.63	\$28.27	\$30.96	\$34,346	\$40,888	\$49,149	\$58,809	\$64,405	1.66
47-2073	Operating engineers and other construction equipment operators	1,110	11.75	\$25.10	\$52,218	3.13	\$17.25	\$20.84	\$24.41	\$28.78	\$31.80	\$35,888	\$43,337	\$50,768	\$59,854	\$66,147	3.49
47-2081	Drywall and ceiling tile installers	190	34.34	\$20.51	\$42,668	18.05	\$10.21	\$13.46	\$17.89	\$28.39	\$30.99	\$21,233	\$27,996	\$37,209	\$50,059	\$64,450	2.27
47-2111	Electricians	840	9.91	\$27.27	\$56,728	3.34	\$17.48	\$20.76	\$26.07	\$33.42	\$39.30	\$36,351	\$43,188	\$54,235	\$69,516	\$81,743	1.54
47-2121	Glaziers	#	#	\$22.43	\$46,662	6.65	\$15.45	\$18.34	\$23.14	\$26.99	\$29.34	\$32,142	\$38,153	\$48,135	\$56,148	\$61,020	#
47-2141	Painters, construction and maintenance	470	28.22	\$21.94	\$45,639	4.45	\$15.89	\$17.67	\$20.95	\$24.55	\$31.48	\$33,042	\$36,763	\$43,566	\$51,067	\$65,487	2.48
47-2152	Plumbers, pipefitters, and steamfitters	790	19.91	\$23.57	\$49,030	9.00	\$13.31	\$16.80	\$22.55	\$29.84	\$36.19	\$27,691	\$34,942	\$46,904	\$62,062	\$75,281	2.18
47-2181	Roofers	470	13.44	\$21.84	\$45,418	3.49	\$16.14	\$18.69	\$21.88	\$24.89	\$28.67	\$33,575	\$38,884	\$45,509	\$51,774	\$59,624	4.42
47-2211	Sheet metal workers	#	#	\$19.61	\$40,789	6.09	\$16.47	\$17.38	\$18.91	\$20.54	\$24.82	\$34,247	\$36,159	\$39,332	\$42,727	\$51,631	#
47-2221	Structural iron and steel workers	60	11.25	\$43.34	\$90,140	14.41	\$20.96	\$24.50	\$36.18	\$61.08	\$77.63	\$43,594	\$50,966	\$75,264	\$127,045	\$161,471	0.89
47-3011	Helpers--brickmasons, blockmasons, stonemasons, and tile and marble setters	#	#	\$18.41	\$38,285	5.04	\$15.73	\$16.64	\$18.14	\$19.63	\$22.87	\$32,720	\$34,602	\$37,740	\$40,837	\$47,573	#
47-3012	Helpers--carpenters	20	42.14	\$16.04	\$33,355	5.11	\$12.70	\$15.19	\$16.60	\$17.92	\$18.72	\$26,407	\$31,603	\$34,520	\$37,275	\$38,928	#
47-3015	Helpers--pipelayers, plumbers, pipefitters, and steamfitters	#	#	\$22.20	\$46,180	3.59	\$20.24	\$21.07	\$22.45	\$23.83	\$24.66	\$42,107	\$43,827	\$46,694	\$49,562	\$51,287	#
47-3019	Helpers, construction trades, all other	#	#	\$19.96	\$41,515	3.79	\$16.70	\$18.18	\$19.96	\$22.23	\$23.65	\$34,741	\$37,817	\$41,507	\$46,230	\$49,188	#
47-4011	Construction and building inspectors	180	22.51	\$29.35	\$61,044	8.74	\$10.21	\$22.87	\$29.37	\$37.98	\$45.75	\$21,234	\$47,562	\$61,086	\$78,989	\$95,165	2.09
47-4041	Hazardous materials removal workers	50	24.38	\$21.58	\$44,880	7.78	\$16.47	\$17.80	\$19.85	\$23.81	\$30.87	\$34,257	\$37,020	\$41,295	\$49,526	\$64,201	1.24
47-4051	Highway maintenance workers	480	10.22	\$21.22	\$44,142	1.23	\$16.77	\$18.75	\$21.38	\$23.13	\$25.67	\$34,879	\$38,996	\$44,479	\$48,117	\$53,395	3.87
47-4071	Septic tank servicers and sewer pipe cleaners	70	42.96	\$30.28	\$62,975	13.33	\$19.65	\$22.06	\$26.82	\$34.50	\$53.77	\$40,865	\$45,876	\$55,782	\$71,752	\$111,848	3.14
47-5013	Service unit operators, oil, gas, and mining	90	20.46	\$31.14	\$64,764	6.81	\$21.10	\$25.84	\$29.93	\$37.43	\$44.26	\$43,894	\$53,752	\$62,250	\$77,856	\$92,055	2.23
47-5021	Earth drillers, except oil and gas	60	37.60	\$26.43	\$54,972	7.62	\$16.49	\$18.38	\$25.17	\$34.86	\$38.60	\$34,298	\$38,227	\$52,353	\$72,505	\$80,282	4.16
47-5071	Roustabouts, oil and gas	240	24.79	\$27.84	\$57,916	3.63	\$19.04	\$24.55	\$27.94	\$32.16	\$36.83	\$39,595	\$51,070	\$58,115	\$66,900	\$76,607	5.24
47-5081	Helpers--extraction workers	50	45.97	\$21.27	\$44,247	5.08	\$14.07	\$16.19	\$18.73	\$26.05	\$33.83	\$29,260	\$33,669	\$38,962	\$54,186	\$70,368	3.98
49-0000	Installation, maintenance, and repair	7,200	5.74	\$24.69	\$51,364	1.65	\$13.77	\$17.49	\$23.04	\$30.54	\$38.65	\$28,641	\$36,388	\$47,928	\$63,513	\$80,388	1.54
49-1011	First-line supervisors of mechanics, installers, and repairers	550	15.43	\$35.38	\$73,589	5.02	\$20.97	\$25.78	\$35.21	\$44.85	\$50.11	\$43,625	\$53,630	\$73,229	\$93,285	\$104,235	1.40
49-2011	Computer, automated teller, and office machine repairers	40	40.25	\$27.02	\$56,201	9.13	\$18.89	\$21.09	\$25.56	\$34.03	\$37.50	\$39,291	\$43,874	\$53,163	\$70,786	\$77,990	0.46
49-2022	Telecommunications equipment installers and repairers, except line installers	#	#	\$30.74	\$63,934	7.72	\$18.51	\$23.51	\$33.46	\$36.73	\$38.55	\$38,493	\$48,898	\$69,599	\$76,389	\$80,175	#
49-2094	Electrical and electronics repairers, commercial and industrial equipment	140	28.29	\$32.16	\$66,892	2.45	\$21.22	\$25.10	\$30.31	\$38.07	\$46.25	\$44,137	\$52,215	\$63,051	\$79,177	\$96,199	2.87
49-2097	Electronic home entertainment equipment installers and repairers	#	#	\$27.54	\$57,282	4.18	\$21.28	\$23.73	\$27.28	\$30.82	\$35.83	\$44,270	\$49,354	\$56,744	\$64,097	\$74,532	#
49-2098	Security and fire alarm systems installers	40	29.33	\$24.96	\$51,907	5.51	\$17.37	\$20.94	\$25.50	\$29.33	\$32.90	\$36,129	\$43,555	\$53,035	\$61,004	\$68,425	0.65
49-3021	Automotive body and related repairers	110	21.20	\$26.63	\$55,390	9.75	\$13.86	\$17.35	\$23.28	\$33.50	\$47.61	\$28,826	\$36,081	\$48,417	\$69,672	\$99,023	0.95
49-3023	Automotive service technicians and mechanics	700	12.36	\$24.49	\$50,950	5.00	\$11.44	\$18.90	\$26.16	\$30.04	\$34.78	\$23,787	\$39,310	\$54,414	\$62,485	\$72,336	1.30
49-3031	Bus and truck mechanics and diesel engine specialists	180	11.57	\$25.42	\$52,866	3.40	\$16.44	\$21.51	\$25.84	\$29.83	\$34.57	\$34,196	\$44,735	\$53,747	\$62,054	\$71,897	0.80
49-3042	Mobile heavy equipment mechanics, except engines	200	17.75	\$29.46	\$61,278	3.21	\$20.86	\$25.65	\$29.66	\$34.73	\$37.98	\$43,381	\$53,345	\$61,685	\$72,235	\$79,003	1.69
49-3052	Motorcycle mechanics	30	14.09	\$21.60	\$44,927	3.50	\$15.64	\$18.50	\$21.10	\$23.53	\$30.54	\$32,539	\$38,470	\$43,888	\$48,933	\$63,532	2.70
49-3053	Outdoor power equipment and other small engine mechanics	#	#	\$23.99	\$49,899	4.80	\$16.02	\$18.02	\$25.66	\$28.83	\$31.03	\$33,331	\$37,485	\$53,367	\$59,970	\$64,539	#
49-3091	Bicycle repairers	#	#	\$17.13	\$35,635	8.47	\$12.07	\$13.85	\$16.55	\$19.10	\$24.75	\$25,111	\$28,808	\$34,423	\$39,731	\$51,475	#
49-3093	Tire repairers and changers	#	#	\$17.64	\$36,682	8.47	\$12.52	\$13.67	\$16.98	\$21.22	\$23.30	\$26,036	\$28,430	\$35,321	\$44,147	\$48,464	#
49-9012	Control and valve installers and repairers, except mechanical door	40	40.68	\$40.93	\$85,127	8.73	\$32.27	\$40.72	\$43.75	\$46.79	\$48.61	\$67,112	\$84,701	\$91,010	\$97,319	\$101,104	0.86
49-9021	Heating, air conditioning, and refrigeration mechanics and installers	560	41.36	\$24.73	\$51,428	7.82	\$16.10	\$18.08	\$23.48	\$30.84	\$36.56	\$33,486	\$37,598	\$48,832	\$64,142	\$76,044	2.07
49-9031	Home appliance repairers	40	27.00	\$21.22	\$44,134	6.32	\$12.35	\$18.96	\$21.82	\$25.16	\$28.43	\$25,684	\$39,437	\$45,376	\$52,331	\$59,137	1.71

Data unavailable

Occupational Code	Occupational Title	Employment Estimate	Employment Percentage Relative Standard Error	Average Hourly Wage	Average Annual Wage	Wage Percentage Relative Standard Error	10th Percentile (Hourly)	25th Percentile (Hourly)	50th Percentile (Hourly)	75th Percentile (Hourly)	90th Percentile (Hourly)	10th Percentile (Annual)	25th Percentile (Annual)	50th Percentile (Annual)	75th Percentile (Annual)	90th Percentile (Annual)	Location Quotients
49-9041	Industrial machinery mechanics	300	33.80	\$32.98	\$68,595	4.52	\$20.70	\$23.55	\$34.46	\$41.67	\$46.50	\$43,066	\$48,992	\$71,669	\$86,670	\$96,711	0.99
49-9043	Maintenance workers, machinery	30	41.30	\$35.10	\$73,016.00	\$4.43	\$24.56	\$30.69	\$35.15	\$39.13	\$46.41	\$51,082.00	\$63,827.00	\$73,117.00	\$81,396.00	\$96,529.00	#
49-9051	Electrical power-line installers and repairers	#	#	\$37.82	\$78,669	8.59	\$23.08	\$30.51	\$41.30	\$45.87	\$48.15	\$48,010	\$63,461	\$85,905	\$95,400	\$100,142	#
49-9052	Telecommunications line installers and repairers	30	35.40	\$24.98	\$51,964	5.06	\$16.52	\$18.95	\$26.50	\$29.15	\$31.10	\$34,365	\$39,422	\$55,116	\$60,623	\$64,697	#
49-9071	Maintenance and repair workers, general	2,960	5.91	\$20.33	\$42,277.00	\$2.41	\$12.63	\$15.45	\$19.12	\$24.03	\$29.99	\$26,269.00	\$32,131.00	\$39,772.00	\$49,987.00	\$62,388.00	2.58
49-9098	Helpers--installation, maintenance, and repair workers	60	30.38	\$23.30	\$48,471	4.63	\$15.12	\$17.97	\$22.38	\$28.06	\$34.86	\$31,439	\$37,368	\$46,559	\$58,373	\$72,513	0.72
49-9099	Installation, maintenance, and repair workers, all other	470	16.04	\$22.86	\$47,553	4.54	\$12.00	\$16.99	\$21.76	\$28.87	\$35.23	\$24,954	\$35,346	\$45,255	\$60,046	\$73,278	3.60
51-0000	Production	2,590	7.84	\$24.41	\$50,781	3.62	\$11.30	\$14.22	\$21.46	\$32.02	\$42.82	\$23,499	\$29,578	\$44,629	\$66,601	\$89,070	0.34
51-1011	First-line supervisors of production and operating workers	160	10.83	\$40.33	\$83,887	4.41	\$18.82	\$27.53	\$39.01	\$53.23	\$61.96	\$39,152	\$57,258	\$81,138	\$110,715	\$128,887	0.31
51-2098	Assemblers and fabricators, all other, including team assemblers	40	27.66	\$18.85	\$39,206	5.17	\$11.99	\$13.99	\$18.58	\$23.74	\$27.03	\$24,942	\$29,108	\$38,653	\$49,375	\$56,220	0.04
51-3011	Bakers	150	17.62	\$15.67	\$32,603	2.99	\$11.07	\$12.92	\$15.22	\$18.38	\$21.38	\$23,023	\$26,880	\$31,665	\$38,227	\$44,473	1.02
51-3021	Butchers and meat cutters	120	43.46	\$15.89	\$33,059	5.55	\$10.72	\$12.60	\$14.90	\$19.50	\$22.62	\$22,287	\$26,206	\$31,002	\$40,560	\$47,057	1.08
51-3092	Food batchmakers	20	40.55	\$20.85	\$43,369	14.55	\$13.63	\$15.09	\$19.36	\$23.14	\$34.97	\$28,347	\$31,384	\$40,274	\$48,139	\$72,734	#
51-3099	Food processing workers, all other	10	48.36	\$17.64	\$36,682	5.98	\$13.09	\$14.55	\$17.53	\$20.70	\$23.37	\$27,226	\$30,254	\$36,464	\$43,052	\$48,606	#
51-4033	Grinding, lapping, polishing, and buffing machine tool setters, operators, and tenders, metal and plastic	#	#	\$16.89	\$35,136	9.41	\$11.82	\$13.71	\$16.91	\$20.08	\$22.62	\$24,578	\$28,514	\$35,183	\$41,760	\$47,042	#
51-4041	Machinists	#	#	\$24.13	\$50,185	11.80	\$12.55	\$16.03	\$22.38	\$32.81	\$38.43	\$26,111	\$33,346	\$46,551	\$68,242	\$79,929	#
51-4121	Welders, cutters, solderers, and brazers	170	15.35	\$36.07	\$75,029	5.77	\$20.20	\$25.59	\$35.44	\$44.71	\$54.38	\$42,015	\$53,229	\$73,719	\$93,004	\$113,117	0.53
51-5112	Printing press operators	40	32.91	\$23.46	\$48,800	7.36	\$13.71	\$17.87	\$25.03	\$28.89	\$31.20	\$28,509	\$37,180	\$52,064	\$60,092	\$64,892	0.26
51-6011	Laundry and dry-cleaning workers	320	12.75	\$12.85	\$26,718	2.54	\$10.62	\$11.25	\$12.45	\$14.18	\$15.41	\$22,098	\$23,390	\$25,892	\$29,497	\$32,053	1.83
51-6031	Sewing machine operators	#	#	\$17.35	\$36,094	13.91	\$10.55	\$11.40	\$13.15	\$24.92	\$28.83	\$21,944	\$23,716	\$27,347	\$51,844	\$59,960	#
51-7011	Cabinetmakers and bench carpenters	90	26.86	\$21.82	\$45,379	4.57	\$15.73	\$17.54	\$21.60	\$26.58	\$29.56	\$32,719	\$36,481	\$44,931	\$55,295	\$61,477	1.05
51-7041	Sawing machine setters, operators, and tenders, wood	#	#	\$19.57	\$40,695	15.91	\$13.20	\$14.31	\$18.77	\$24.08	\$29.29	\$27,460	\$29,771	\$39,045	\$50,089	\$60,919	#
51-8013	Power plant operators	100	17.19	\$40.65	\$84,548	3.44	\$31.39	\$38.99	\$42.58	\$46.03	\$48.11	\$65,300	\$81,102	\$88,570	\$95,753	\$100,062	3.49
51-8021	Stationary engineers and boiler operators	#	#	\$34.02	\$70,756	5.31	\$19.72	\$26.06	\$33.17	\$39.66	\$47.49	\$41,014	\$54,198	\$68,986	\$82,487	\$98,788	#
51-8031	Water and wastewater treatment plant and system operators	150	14.46	\$26.91	\$55,974	3.46	\$18.23	\$21.89	\$26.21	\$31.89	\$38.11	\$37,908	\$45,529	\$54,510	\$66,340	\$79,279	1.42
51-8092	Gas plant operators	90	44.18	\$31.87	\$66,292	2.04	\$17.73	\$25.11	\$31.89	\$37.99	\$46.63	\$36,879	\$52,222	\$66,336	\$79,017	\$96,981	7.34
51-8099	Plant and system operators, all other	60	16.01	\$33.51	\$69,695	3.76	\$23.12	\$30.66	\$34.55	\$37.80	\$42.98	\$48,082	\$63,769	\$71,871	\$78,625	\$89,408	6.12
51-9012	Separating, filtering, clarifying, precipitating, and still machine setters, operators, and tenders	130	25.32	\$17.84	\$37,109	12.79	\$10.20	\$11.77	\$15.88	\$24.31	\$28.75	\$21,224	\$24,479	\$33,020	\$50,574	\$59,805	3.09
51-9021	Crushing, grinding, and polishing machine setters, operators, and tenders	40	23.58	\$30.78	\$64,032	7.69	\$18.22	\$23.20	\$33.96	\$37.05	\$39.22	\$37,889	\$48,261	\$70,634	\$77,057	\$81,587	1.49
51-9061	Inspectors, testers, sorters, samplers, and weighers	40	19.99	\$24.06	\$50,050	7.77	\$13.54	\$16.19	\$21.48	\$29.30	\$38.31	\$28,167	\$33,674	\$44,671	\$60,951	\$79,694	0.08
51-9111	Packaging and filling machine operators and tenders	60	35.46	\$19.32	\$40,187	18.50	\$10.83	\$11.76	\$17.02	\$27.40	\$30.43	\$22,526	\$24,459	\$35,393	\$57,000	\$63,290	0.17
51-9122	Painters, transportation equipment	30	46.26	#	#	#	#	#	#	#	#	#	#	#	#	#	#
51-9198	Helpers--production workers	40	23.26	\$16.56	\$34,447	10.92	\$10.20	\$10.78	\$15.33	\$20.49	\$27.10	\$21,226	\$22,422	\$31,881	\$42,626	\$56,359	0.14
51-9199	Production workers, all other	30	31.87	\$18.33	\$38,128	20.46	\$10.61	\$11.20	\$12.19	\$24.27	\$34.48	\$22,061	\$23,298	\$25,360	\$50,487	\$71,714	#
53-0000	Transportation and material moving	5,440	5.29	\$20.42	\$42,475	1.89	\$11.35	\$14.09	\$19.07	\$24.62	\$31.79	\$23,603	\$29,301	\$39,661	\$51,212	\$66,118	0.64
53-1048	First-line supervisors of transportation and material moving workers, except aircraft cargo handling supervisors	240	17.37	\$31.63	\$65,792	3.53	\$18.01	\$22.31	\$30.57	\$40.42	\$47.78	\$37,463	\$46,415	\$63,592	\$84,082	\$99,374	0.71
53-2021	Air traffic controllers	#	#	\$40.27	\$83,752	7.43	\$29.91	\$32.53	\$34.15	\$39.89	\$69.15	\$62,222	\$67,672	\$71,031	\$82,975	\$143,838	#
53-3022	Bus drivers, school or special client	370	7.07	\$18.70	\$38,896	4.24	\$12.47	\$14.93	\$18.27	\$22.21	\$25.82	\$25,938	\$31,056	\$38,008	\$46,188	\$53,708	0.88
53-3031	Driver/sales workers	#	#	\$14.98	\$31,168	9.43	\$10.20	\$10.21	\$12.46	\$18.84	\$23.54	\$21,224	\$21,235	\$25,919	\$39,178	\$48,954	#
53-3032	Heavy and tractor-trailer truck drivers	880	13.28	\$24.17	\$50,268	3.08	\$16.35	\$20.54	\$23.79	\$28.22	\$33.33	\$34,005	\$42,714	\$49,485	\$58,696	\$69,333	0.59
53-3033	Light truck or delivery services drivers	670	19.53	\$21.61	\$44,939	5.30	\$12.05	\$15.57	\$21.65	\$25.29	\$34.15	\$25,064	\$32,378	\$45,042	\$52,608	\$71,036	0.88
53-3041	Taxi drivers and chauffeurs	370	11.95	\$15.31	\$31,852	5.11	\$10.88	\$12.18	\$14.18	\$16.79	\$23.40	\$22,631	\$25,335	\$29,499	\$34,930	\$48,667	2.14
53-3099	Motor vehicle operators, all other	110	26.34	\$14.77	\$30,712	6.53	\$11.92	\$12.81	\$14.15	\$16.86	\$18.70	\$24,790	\$26,639	\$29,436	\$35,079	\$38,892	2.26
53-6021	Parking lot attendants	130	10.30	\$14.52	\$30,197	3.29	\$10.21	\$11.04	\$13.63	\$16.62	\$20.02	\$21,228	\$22,961	\$28,356	\$34,573	\$41,648	1.10
53-6031	Automotive and watercraft service attendants	160	17.47	\$14.03	\$29,192	5.27	\$10.21	\$10.90	\$12.49	\$16.74	\$20.64	\$21,229	\$22,677	\$25,972	\$34,825	\$42,936	1.65
53-6051	Transportation inspectors	10	38.38	\$35.39	\$73,602	29.50	\$12.87	\$13.89	\$26.89	\$58.23	\$65.93	\$26,770	\$28,887	\$55,941	\$121,109	\$137,127	#

Data unavailable

Occupational Code	Occupational Title	Employment Estimate	Employment Percentage Relative Standard Error	Average Hourly Wage	Average Annual Wage	Wage Percentage Relative Standard Error	10th Percentile (Hourly)	25th Percentile (Hourly)	50th Percentile (Hourly)	75th Percentile (Hourly)	90th Percentile (Hourly)	10th Percentile (Annual)	25th Percentile (Annual)	50th Percentile (Annual)	75th Percentile (Annual)	90th Percentile (Annual)	Location Quotients
53-7032	Excavating and loading machine and dragline operators	270	30.41	\$27.09	\$56,340	6.28	\$16.77	\$20.15	\$24.95	\$35.45	\$39.38	\$34,884	\$41,910	\$51,892	\$73,746	\$81,908	7.12
53-7051	Industrial truck and tractor operators	110	26.86	\$18.13	\$37,718	5.39	\$10.73	\$14.90	\$17.71	\$20.57	\$24.86	\$22,323	\$30,988	\$36,847	\$42,793	\$51,705	0.22
53-7061	Cleaners of vehicles and equipment	130	34.65	\$14.58	\$30,331	6.24	\$10.21	\$12.23	\$14.39	\$16.94	\$19.09	\$21,230	\$25,437	\$29,939	\$35,238	\$39,713	0.40
53-7062	Laborers and freight, stock, and material movers, hand	620	23.80	\$17.30	\$35,978	3.43	\$12.13	\$13.99	\$16.91	\$19.25	\$23.54	\$25,226	\$29,107	\$35,163	\$40,037	\$48,968	0.26
53-7064	Packers and packagers, hand	140	40.13	\$13.75	\$28,593	4.70	\$10.57	\$11.30	\$12.53	\$15.29	\$19.13	\$21,993	\$23,510	\$26,059	\$31,811	\$39,786	0.25
53-7072	Pump operators, except wellhead pumpers	90	43.03	\$24.07	\$50,075	9.51	\$16.76	\$18.64	\$22.60	\$27.79	\$34.43	\$34,859	\$38,766	\$47,014	\$57,804	\$71,624	9.57
53-7081	Refuse and recyclable material collectors	210	46.81	\$21.32	\$44,352	2.95	\$16.08	\$17.81	\$21.22	\$24.41	\$28.26	\$33,453	\$37,054	\$44,141	\$50,774	\$58,788	2.10