



Occupational Employment Statistics
Wage Survey



COLORADO
Department of
Labor and Employment
Office of Labor Market Information

Colorado Occupational Employment Statistics Wage Survey

Table of Contents

Introduction	3	Concepts.....	76
Highlights	4	Estimation Methodology.....	77
Statewide Overview	5	Definitions	78
Regional Overview	28	Colorado Regions: MSA and BOS Areas/Codes ...	79
OES Regional Map.....	28	Hourly and Annual OES Wages	80
Employment and Wages.....	29	Table 23 - Colorado Statewide.....	80
Boulder MSA.....	45	Table 24 - Boulder MSA.....	97
Colorado Springs MSA.....	48	Table 25 - Colorado Springs MSA.....	108
Denver-Aurora MSA.....	51	Table 26 - Denver-Aurora MSA.....	120
Ft. Collins-Loveland MSA.....	54	Table 27 - Ft. Collins-Loveland MSA.....	135
Grand Junction MSA.....	57	Table 28 - Grand Junction MSA.....	145
Greeley MSA.....	60	Table 29 - Greeley MSA.....	153
Pueblo MSA.....	63	Table 30 - Pueblo MSA.....	162
Eastern & Southern Region.....	66	Table 31 - Eastern & Southern Region.....	170
Southwest Region.....	69	Table 32 - Southwest Region.....	178
Northwest Region.....	72	Table 33 - Northwest Region.....	188
Technical Notes and Methodology	75		
Occupational Coding System.....	75		
Industry Coding System.....	75		
Survey Sample.....	76		



COLORADO
Department of
Labor and Employment
Office of Labor Market Information

State of Colorado
John Hickenlooper, *Governor*

Colorado Department of Labor & Employment
Sam Walker, *Executive Director*
Kristen Corash, *Deputy Executive Director*

Labor Market Information
Paul Schacht, *Director*

This report is a product of the Colorado Department of Labor and Employment's Labor Market Information Occupational Employment Statistics (OES) Section. Published 2018

Overviews, tables and charts: Barbara Wills, with Graphical presentation: Jimi Foster

Material in this publication is in the public domain and, with appropriate source credit, may be reproduced without permission. Please reference:

Source: Colorado Department of Labor and Employment, Labor Market Information.

Any comments, suggestions, and questions regarding content and format are welcome and may be addressed to:

Colorado Department of Labor & Employment
Labor Market Information, Occupational Employment Statistics

(303) 318-8896
633 17th St., Suite 600
Denver, CO 80202-2107

Email: oescolorado@idcf.bls.gov
www.colmigateway.com
– click on ***Employment and Wage Data***
– and then on ***Occupation Data***

The Colorado Occupational Employment Statistics Staff:

Leslie Bernhart, Program Manager
Sarah Casias
Katie Gauthier
Kale Humphrey
Joseph Jaramillo
Al Jarrell
Stephanie Simpson
Marilyn von Fay
Barbara Wills

Thanks to the staff members listed above for their hard work in collecting the data. A special thank you to all of the Colorado employers that provided data to us and whose participation made this program possible. OES and other LMI data are available free to all on our website:

www.colmigateway.com



Introduction

Colorado Occupational Employment Statistics (OES)

May 2017

The Occupational Employment Statistics (OES) program is a Federal-State cooperative program that provides estimates of employment and hourly and annual wages for over 800 non-military detailed occupations in 22 major occupational groups. In Colorado, 3,824 businesses were initially surveyed beginning in November of 2016 and 3,670 were initially surveyed beginning in May of 2017. After adjustments, a total of 81.2 percent of 7,090 businesses provided information on the job titles and wages of their employees. These data were combined with responses from the previous two years (four biannual surveys) to produce the May 2017 occupational estimates contained in this document. A detailed description of methodological aspects of the OES program can be found in the **Technical Notes and Methodology** section beginning on page 75.

This section will briefly describe cross-industry occupational employment and wage dynamics in statewide Colorado and its sub-State areas. Tables and charts provide details of the cross-industry occupational statistics. Industry-specific employment and wage tables are also included.



Highlights

- **The list of 20 top-earning occupations in Colorado continues to be dominated by health/medical-related occupations**, while half of the lowest-earning 20 occupations are in food preparation and serving.
- **Colorado's average hourly wage (\$25.99) is \$1.65 higher** than the national average (\$24.34).
- **The average hourly wage in 2017 was \$0.65 higher** than the average hourly wage in 2016 (\$25.34) and \$1.39 higher than the average hourly wage in 2015 (\$24.60).
- **There are more Coloradans working as retail salespersons** (86,720) than in any other occupation, accounting for 3.4 percent of total covered employment.
- The **health care and social assistance, retail trade, and accommodation and food services** industries employ the most people (857,770) among the 20 industry groups surveyed, accounting for over 35 percent of total employment.
- **Where you work matters:** The Boulder Metropolitan Statistical Area has the highest average (\$30.12) and median (\$23.10) wages in Colorado, while the Eastern and Southern Colorado Balance of State Area has the lowest average (\$18.93) and median (\$15.12) wages.



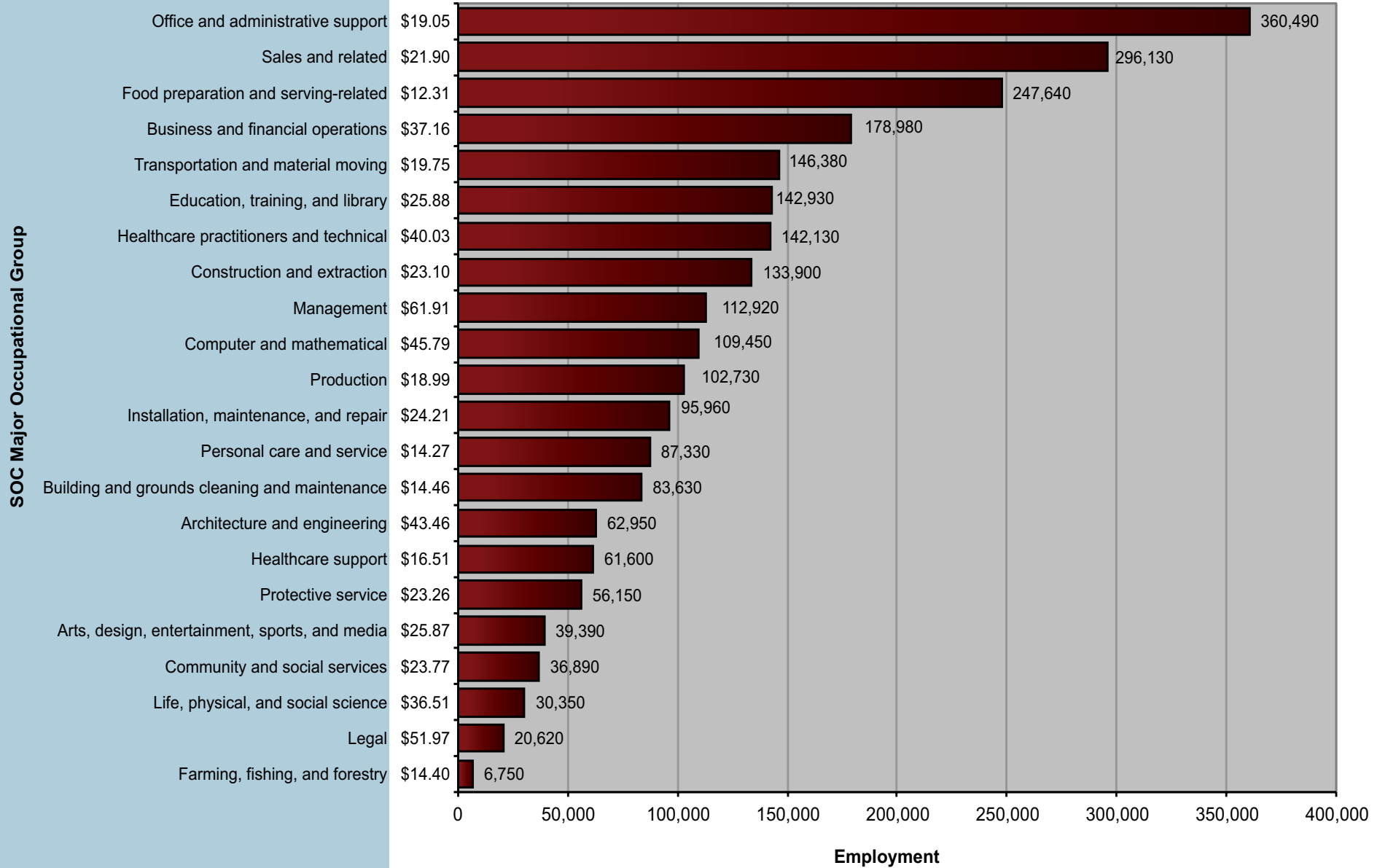
Employment Distribution by Occupation

Total covered employment in Colorado was 2.555 million, increasing by 47,620 over May 2016. Table 1 and Figure 1 show the distribution of employment and list average hourly wages among major occupational groups. The top three major occupational groups (**office and administrative support, sales and related, and food preparation and serving-related**) account for 35.4 percent of total employment in the state. Major groups with average hourly wages below the overall average of \$25.99 comprise 74.3 percent of total employment.

Table 1. Employment Distribution and Average Hourly Wage in Major Occupational Groups (Colorado, May 2017)

SOC Major Occupational Group	Average Hourly Wage	Employment	Percent of Total Employment
Total all occupations	\$25.99	2,555,300	100.0%
Office and administrative support	\$19.05	360,490	14.1%
Sales and related	\$21.90	296,130	11.6%
Food preparation and serving-related	\$12.31	247,640	9.7%
Business and financial operations	\$37.16	178,980	7.0%
Transportation and material moving	\$19.75	146,380	5.7%
Education, training, and library	\$25.88	142,930	5.6%
Healthcare practitioners and technical	\$40.03	142,130	5.6%
Construction and extraction	\$23.10	133,900	5.2%
Management	\$61.91	112,920	4.4%
Computer and mathematical	\$45.79	109,450	4.3%
Production	\$18.99	102,730	4.0%
Installation, maintenance, and repair	\$24.21	95,960	3.8%
Personal care and service	\$14.27	87,330	3.4%
Building and grounds cleaning and maintenance	\$14.46	83,630	3.3%
Architecture and engineering	\$43.46	62,950	2.5%
Healthcare support	\$16.51	61,600	2.4%
Protective service	\$23.26	56,150	2.2%
Arts, design, entertainment, sports, and media	\$25.87	39,390	1.5%
Community and social services	\$23.77	36,890	1.4%
Life, physical, and social science	\$36.51	30,350	1.2%
Legal	\$51.97	20,620	0.8%
Farming, fishing, and forestry	\$14.40	6,750	0.3%

Figure 1. Employment Distribution and Average Hourly Wage in Major Occupational Groups (Colorado, May 2017)

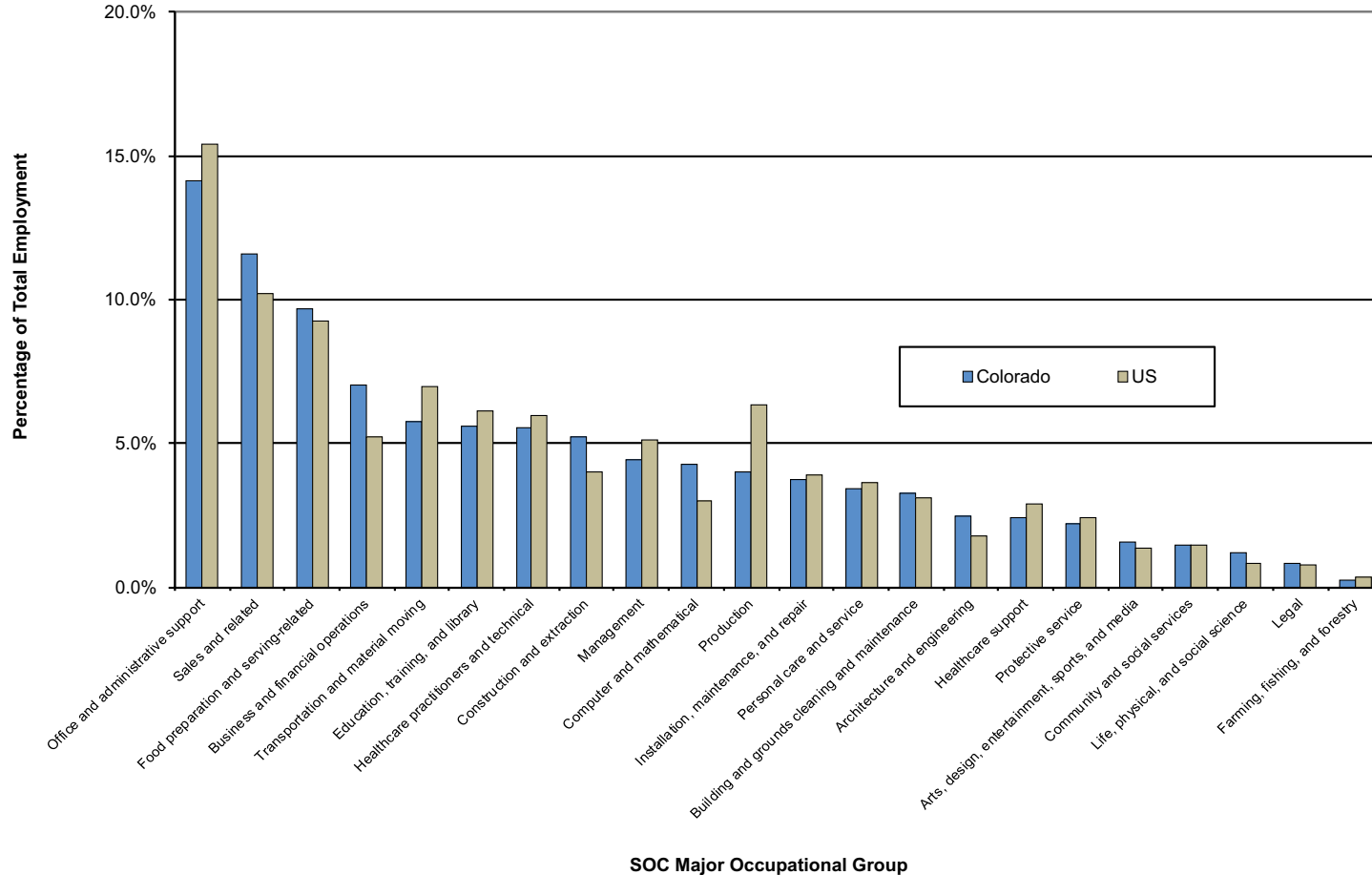


Occupational Employment Distribution in Colorado and the U.S.

The distribution of employment among major occupational groups in Colorado and the US is shown in figure 2. With the exception of **production** occupations, which account for 6.3 percent of occupational employment nationwide but for only 4.0 percent in Colorado, differences between the State

and the country as a whole were small. Colorado had higher proportions of employment in **computer and mathematical** (4.3 percent versus 3.0 percent nationwide), **construction and extraction** (5.2 percent versus 4.0 percent), **business and financial operations** (7.0 percent versus 5.2 percent), and **sales and related** occupations (11.6 percent versus 10.2 percent) and a smaller share of **transportation and material moving** (5.7 percent versus 7.0 percent) and **office and administrative support** occupations (14.1 percent versus 15.4 percent). All other occupational groups differed by less than one percentage point.

Figure 2. Employment Distribution in Major Occupational Groups, Colorado vs United States (May 2017)

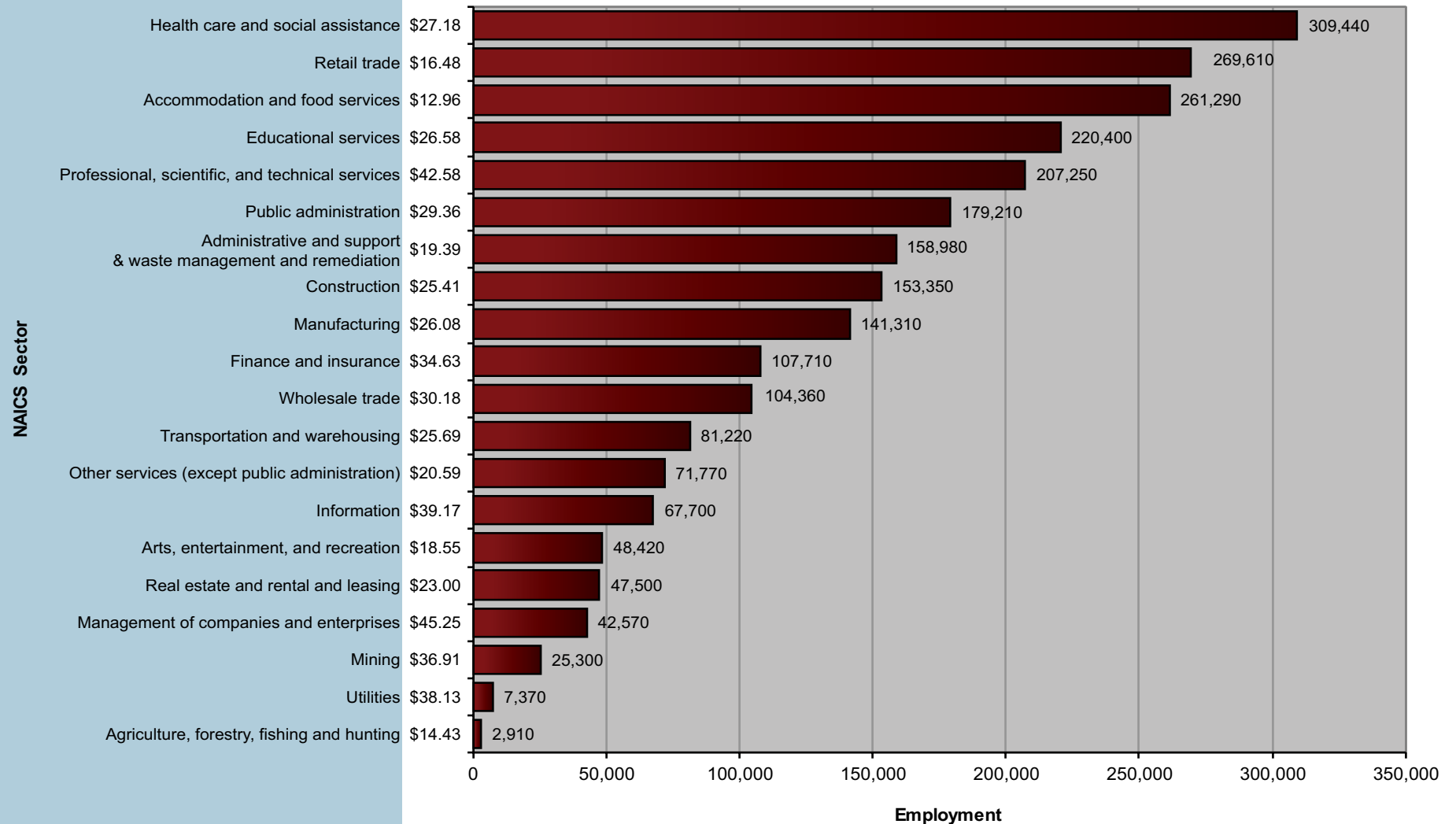


Employment Distribution by Industry

As shown in table 2 and figure 3, five industries account for half of employment in Colorado, with more than 200,000 workers each: **health care and social assistance, retail trade, accommodation and food services, educational services,**

and **professional, scientific, and technical services**. On the other end of the scale, the six smallest industries are **arts, entertainment, and recreation; real estate and rental and leasing; management of companies and enterprises; mining; utilities;** and **agriculture, forestry, fishing, and hunting**. These employ less than 50,000 workers each and, when combined, account for 6.8 percent of total employment.

Figure 3. Employment Distribution and Average Hourly Wage in Major Industry Groups (Colorado, May 2017)



**Table 2. Employment Distribution and Average Hourly Wage
in Major Industry Groups (Colorado, May 2017)**

NAICS Sector	Average Hourly Wage	Employment	% of Total
Total all occupations	\$25.99	2,451,480	100.0%
Health care and social assistance	\$27.18	316,260	12.9%
Retail trade	\$16.48	272,380	11.1%
Accommodation and food services	\$12.96	269,130	11.0%
Educational services	\$26.58	223,400	9.1%
Professional, scientific, and technical services	\$42.58	217,140	8.9%
Public administration	\$29.36	184,090	7.5%
Construction	\$25.41	160,450	6.5%
Administrative and support and waste management and remediation services	\$19.39	159,440	6.5%
Manufacturing	\$26.08	137,410	5.6%
Finance and insurance	\$34.63	109,460	4.5%
Wholesale trade	\$30.18	105,350	4.3%
Transportation and warehousing	\$25.69	82,790	3.4%
Other services (except public administration)	\$20.59	74,270	3.0%
Information	\$39.17	70,440	2.9%
Arts, entertainment, and recreation	\$18.55	49,050	2.0%
Real estate and rental and leasing	\$23.00	48,440	2.0%
Management of companies and enterprises	\$45.25	40,890	1.7%
Mining	\$36.91	23,450	1.0%
Utilities	\$38.13	8,200	0.3%
Agriculture, forestry, fishing and hunting	\$14.43	3,250	0.1%

Historical Employment and Wages

Total and major occupational group wages and employment from the 2007 through 2017 surveys are shown in tables 3, 4a, and 4b. Since the composition of the OES sample changes from year to year, these are properly interpreted as a series of snapshots of employment and wages over the years rather than as a time series. Tables 4c and 4d show major occupational groups ranked by net percentage change in employment and mean hourly wage in 2017 versus 2007. In order to better compare wage changes over time, an adjusted 2007 wage was calculated using the BLS Employment Cost Index (ECI) that is computed for the entire country and varies by industry and year (table 4e). The ECI employed in this analysis is a general national index (not geography- or goods-specific) and was created by the US Department of Labor.

Historical Wage Growth

For unadjusted hourly wages in all occupations combined, 2017 shows an average wage 25 percent higher and a median wage 21 percent higher than the average and median seen in 2007 (table 3).

A comparison of changes in adjusted hourly mean wage by occupational group (table 4e) indicates that “real” wage increases of 3 percent or more occurred in the relatively higher-paying **management** (+\$3.92, +6.76 percent) and **legal** (+\$1.82, +3.63 percent) occupational groups, as well as in **farming, fishing and forestry occupations** (+\$0.77, +5.65 percent). **Healthcare practitioners and technical, food preparation and serving-related Food preparation and**

**Table 3. Employment and Hourly and Annual Wages,*
All Occupations (Colorado, 2007-2017)**

Year / Survey Panel	Total Employment	Average Hourly Wage	Median Hourly Wage	Average Annual Wage	Median Annual Wage
2007 May	2,258,230	\$20.72	\$16.29	\$43,102	\$33,882
2008 May	2,302,340	\$21.47	\$16.87	\$44,659	\$35,085
2009 May	2,234,250	\$22.11	\$17.44	\$45,993	\$36,267
2010 May	2,157,690	\$22.48	\$17.72	\$46,767	\$36,851
2011 May	2,179,060	\$22.85	\$17.82	\$47,522	\$37,068
2012 May	2,226,160	\$23.09	\$17.83	\$48,035	\$37,093
2013 May	2,295,000	\$23.52	\$18.04	\$48,923	\$37,521
2014 May	2,367,780	\$23.97	\$18.28	\$49,851	\$38,024
2015 May	2,451,480	\$24.60	\$18.65	\$51,177	\$38,801
2016 May	2,507,680	\$25.34	\$19.09	\$52,714	\$39,712
2017 May	2,555,300	\$25.99	\$19.65	\$54,049	\$40,879

**Unadjusted historical data*

servicing-related, and community and social services occupations showed minimal gains (+\$0.01 to +\$0.76, +0.04 to +1.94 percent).

The remaining 16 major occupational groups lost ground in adjusted wages with decreases ranging from -\$0.09/-0.2 percent (**computer and mathematical**) to -\$2.84/-7.1 percent (**business and financial operations**) and -\$1.37/-8.76 percent (**personal care and service**).

Table 4a. Employment in Major Occupational Groups (Colorado, 2007-2017)

SOC Major Occupational Group	2007	2008	2009	2010	2011	2012	2013	2014	2015	2016	2017
Management	103,410	99,190	96,060	91,400	92,990	95,180	100,910	103,470	108,200	109,620	112,920
Business and financial operations	122,710	126,560	131,640	133,330	141,130	147,930	156,810	160,300	166,760	169,260	178,980
Computer and mathematical	81,700	86,370	88,120	86,510	88,030	90,870	91,820	96,120	97,840	104,170	109,450
Architecture and engineering	57,230	59,050	56,490	52,660	50,880	51,330	54,580	56,640	61,170	61,700	62,950
Life, physical, and social science	28,770	28,750	28,540	25,150	25,530	26,790	27,820	28,760	29,600	30,100	30,350
Community and social services	27,650	28,990	30,270	29,450	29,680	30,500	31,590	31,260	33,410	35,150	36,890
Legal	18,050	19,060	18,880	19,480	20,520	20,840	21,100	21,440	21,610	20,370	20,620
Education, training, and library	125,450	129,720	129,840	131,690	131,390	132,020	135,440	140,480	143,360	144,710	142,930
Arts, design, entertainment, sports, and media	38,110	40,380	40,610	37,760	37,340	35,310	35,560	36,530	38,610	39,060	39,390
Healthcare practitioners and technical	102,840	109,080	112,440	114,240	114,970	117,620	119,290	124,530	130,580	136,200	142,130
Healthcare support	44,880	46,850	49,850	53,730	55,870	55,880	54,850	62,490	60,360	63,140	61,600
Protective service	48,090	48,520	50,200	52,660	54,440	55,390	53,660	52,750	54,260	55,520	56,150
Food preparation and serving-related	202,150	207,720	206,780	202,670	207,680	211,710	218,920	228,960	236,170	244,780	247,640
Building and grounds cleaning and maintenance	76,050	78,900	76,260	74,070	72,670	75,000	75,430	78,670	80,880	83,310	83,630
Personal care and service	60,010	63,020	59,580	56,220	59,630	64,130	68,700	69,830	76,980	83,330	87,330
Sales and related	259,120	262,520	247,610	241,880	242,480	249,970	260,530	267,090	277,910	291,380	296,130
Office and administrative support	381,530	381,880	368,620	350,850	352,370	358,340	364,090	362,760	363,030	359,720	360,490
Farming, fishing, and forestry	3,620	3,430	3,210	3,290	3,270	3,670	4,020	4,510	4,820	5,260	6,750
Construction and extraction	146,010	150,410	131,390	108,540	103,900	105,010	110,760	122,030	129,730	130,190	133,900
Installation, maintenance, and repair	90,110	92,640	88,870	83,570	83,520	85,050	86,190	90,950	94,720	97,010	95,960
Production	102,730	103,660	94,350	90,210	92,740	94,680	96,190	97,640	103,700	103,290	102,730
Transportation and material moving	138,010	135,640	124,640	118,340	118,010	119,050	125,420	130,560	137,780	140,430	146,380

Table 4b. Average Hourly Wage (Adjusted*) in Major Occupational Groups (Colorado, 2007-2017)

SOC Major Occupational Group	2007	2008	2009	2010	2011	2012	2013	2014	2015	2016	2017
Management	\$57.99	\$58.83	\$59.77	\$61.35	\$62.49	\$62.53	\$62.52	\$62.40	\$63.53	\$64.11	\$61.91
Business and financial operations	\$40.00	\$39.85	\$39.60	\$39.05	\$39.12	\$38.57	\$38.73	\$39.07	\$39.15	\$38.79	\$37.16
Computer and mathematical	\$45.88	\$46.00	\$46.20	\$45.46	\$44.58	\$45.25	\$45.11	\$45.95	\$46.09	\$47.03	\$45.79
Architecture and engineering	\$44.22	\$44.85	\$45.00	\$44.67	\$44.38	\$44.88	\$44.98	\$45.19	\$45.07	\$44.67	\$43.46
Life, physical, and social science	\$38.32	\$38.49	\$39.06	\$39.12	\$39.48	\$38.70	\$37.61	\$37.31	\$37.49	\$37.58	\$36.51
Community and social services	\$23.76	\$23.47	\$23.42	\$24.01	\$24.00	\$23.73	\$23.55	\$23.93	\$24.19	\$23.95	\$23.77
Legal	\$50.15	\$51.75	\$53.08	\$51.31	\$53.53	\$53.65	\$54.74	\$51.33	\$51.34	\$52.16	\$51.97
Education, training, and library	\$26.87	\$26.88	\$26.87	\$27.39	\$27.24	\$27.16	\$26.45	\$25.90	\$26.19	\$26.17	\$25.88
Arts, design, entertainment, sports, and media	\$26.69	\$27.51	\$27.81	\$27.57	\$26.97	\$26.36	\$25.78	\$25.77	\$25.41	\$26.14	\$25.87
Healthcare practitioners and technical	\$39.27	\$39.55	\$40.38	\$40.77	\$40.50	\$40.35	\$40.01	\$40.19	\$40.26	\$40.89	\$40.03
Healthcare support	\$17.23	\$17.14	\$17.00	\$16.57	\$16.41	\$16.34	\$16.79	\$17.08	\$17.08	\$17.07	\$16.51
Protective service	\$24.50	\$24.68	\$25.05	\$24.64	\$24.25	\$23.84	\$24.12	\$24.43	\$23.81	\$23.97	\$23.26
Food preparation and serving-related	\$12.20	\$12.57	\$12.61	\$12.54	\$12.21	\$12.24	\$12.17	\$12.14	\$12.26	\$12.47	\$12.31
Building and grounds cleaning and maintenance	\$14.80	\$14.51	\$14.30	\$14.30	\$14.46	\$14.35	\$14.32	\$14.22	\$14.32	\$14.64	\$14.46
Personal care and service	\$15.64	\$14.83	\$15.07	\$14.88	\$14.46	\$14.29	\$14.19	\$14.22	\$14.00	\$14.34	\$14.27
Sales and related	\$22.37	\$22.65	\$23.07	\$22.70	\$22.71	\$22.11	\$22.17	\$22.09	\$22.09	\$22.35	\$21.90
Office and administrative support	\$20.23	\$20.31	\$20.29	\$20.18	\$20.12	\$19.78	\$19.61	\$19.57	\$19.70	\$19.66	\$19.05
Farming, fishing, and forestry	\$13.63	\$14.68	\$15.11	\$15.27	\$15.12	\$15.29	\$14.99	\$14.87	\$14.75	\$14.33	\$14.40
Construction and extraction	\$23.32	\$23.33	\$23.72	\$23.72	\$23.87	\$23.87	\$23.58	\$23.22	\$23.29	\$23.27	\$23.10
Installation, maintenance, and repair	\$24.72	\$24.68	\$24.85	\$24.69	\$24.80	\$24.55	\$24.60	\$24.64	\$24.61	\$24.36	\$24.21
Production	\$19.30	\$19.31	\$19.65	\$19.76	\$19.86	\$19.65	\$19.72	\$19.59	\$19.44	\$19.22	\$18.99
Transportation and material moving	\$20.61	\$20.15	\$20.08	\$19.96	\$19.93	\$20.19	\$19.97	\$20.54	\$20.56	\$20.60	\$19.75

*Historical wage data aged to 2017 using national Employment Cost Index (ECI) factors.

**Table 4c. Employment Change in Major Occupational Groups
(Colorado, 2007-2017)**

SOC Major Occupational Group	Employment change (%)
Farming, fishing, and forestry	86.46%
Business and financial operations	45.86%
Personal care and service	45.53%
Healthcare practitioners and technical	38.20%
Healthcare support	37.25%
Computer and mathematical	33.97%
Community and social services	33.42%
Food preparation and serving-related	22.50%
Protective service	16.76%
Sales and related	14.28%
Legal	14.24%
Education, training, and library	13.93%
Architecture and engineering	9.99%
Building and grounds cleaning and maintenance	9.97%
Management	9.20%
Installation, maintenance, and repair	6.49%
Transportation and material moving	6.06%
Life, physical, and social science	5.49%
Arts, design, entertainment, sports, and media	3.36%
Production	0.00%
Office and administrative support	-5.51%
Construction and extraction	-8.29%

**Table 4d. Wage Change in Major Occupational Groups
(Colorado, 2007-2017)**

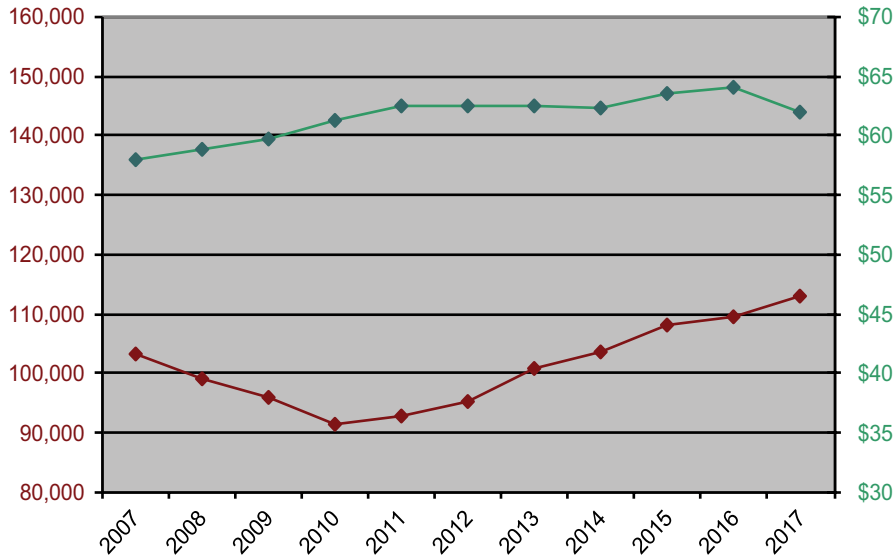
SOC Major Occupational Group	Mean hourly wage change (%)
Management	35.29%
Farming, fishing, and forestry	30.91%
Legal	28.35%
Food preparation and serving-related	27.43%
Healthcare practitioners and technical	26.28%
Transportation and material moving	23.98%
Community and social services	23.93%
Production	23.87%
Computer and mathematical	23.62%
Building and grounds cleaning and maintenance	23.38%
Installation, maintenance, and repair	22.96%
Construction and extraction	22.74%
Architecture and engineering	21.74%
Healthcare support	21.04%
Sales and related	20.66%
Office and administrative support	20.19%
Arts, design, entertainment, sports, and media	20.05%
Protective service	19.90%
Education, training, and library	19.32%
Life, physical, and social science	18.00%
Business and financial operations	17.74%
Personal care and service	15.27%

Table 4e. 2017 vs Adjusted 2007 Wage in Major Occupational Groups (Colorado, 2007-2017)

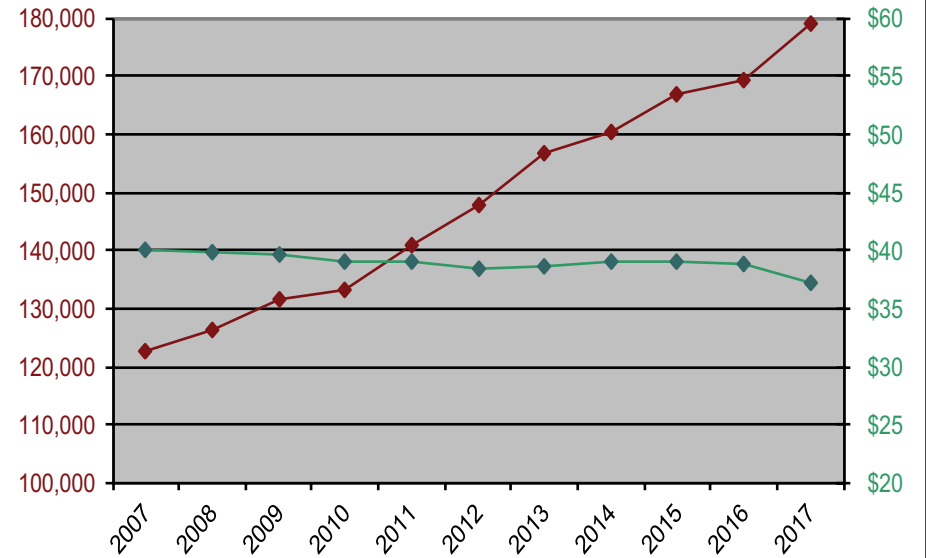
SOC Major Occupational Group	2007 adjusted wage*	2017 wage	2017 vs adjusted 2007	2017 vs adjusted 2007 (%)
Management	\$57.99	\$61.91	3.92	6.76%
Farming, fishing, and forestry	\$13.63	\$14.40	0.77	5.65%
Legal	\$50.15	\$51.97	1.82	3.63%
Healthcare practitioners and technical	\$39.27	\$40.03	0.76	1.94%
Food preparation and serving-related	\$12.20	\$12.31	0.11	0.90%
Community and social services	\$23.76	\$23.77	0.01	0.04%
Computer and mathematical	\$45.88	\$45.79	-0.09	-0.20%
Construction and extraction	\$23.32	\$23.10	-0.22	-0.94%
Production	\$19.30	\$18.99	-0.31	-1.61%
Architecture and engineering	\$44.22	\$43.46	-0.76	-1.72%
Installation, maintenance, and repair	\$24.72	\$24.21	-0.51	-2.06%
Sales and related	\$22.37	\$21.90	-0.47	-2.10%
Building and grounds cleaning and maintenance	\$14.80	\$14.46	-0.34	-2.30%
Arts, design, entertainment, sports, and media	\$26.69	\$25.87	-0.82	-3.07%
Education, training, and library	\$26.87	\$25.88	-0.99	-3.68%
Transportation and material moving	\$20.61	\$19.75	-0.86	-4.17%
Healthcare support	\$17.23	\$16.51	-0.72	-4.18%
Life, physical, and social science	\$38.32	\$36.51	-1.81	-4.72%
Protective service	\$24.50	\$23.26	-1.24	-5.06%
Office and administrative support	\$20.23	\$19.05	-1.18	-5.83%
Business and financial operations	\$40.00	\$37.16	-2.84	-7.10%
Personal care and service	\$15.64	\$14.27	-1.37	-8.76%

*Wages adjusted to 2017 using national Employment Cost Index (ECI) factors.

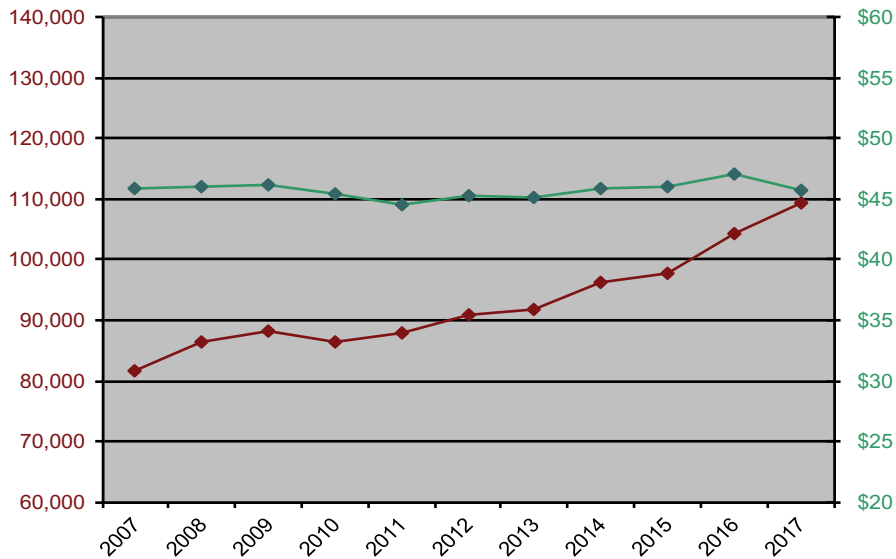
Historical Figure 1. Employment and adjusted hourly mean wage
2007-2017 Management Occupations



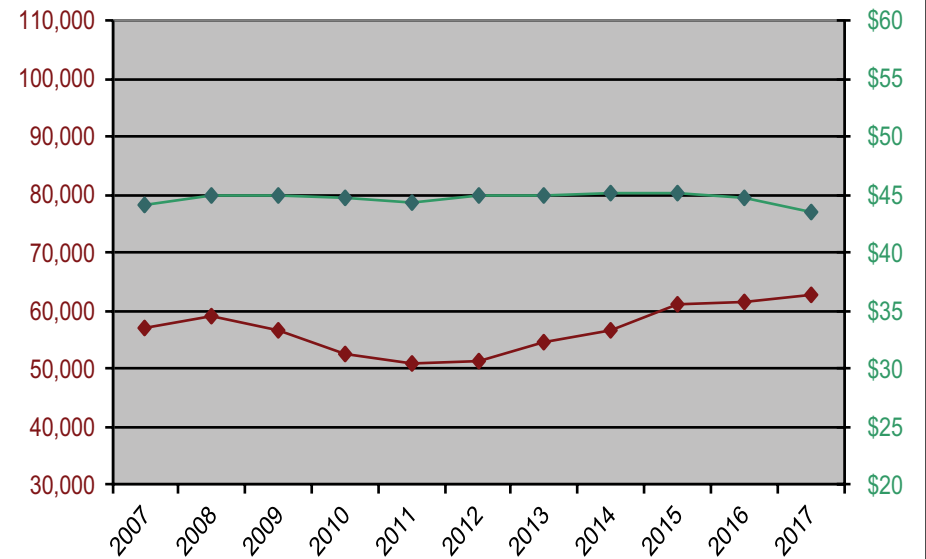
Historical Figure 2. Employment and adjusted hourly mean wage
2007-2017 Business & Financial Operations Occupations



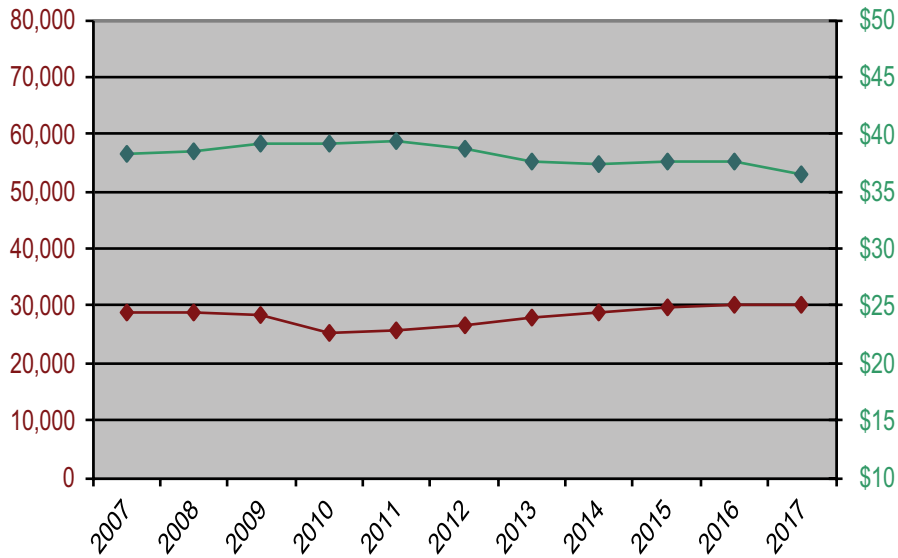
Historical Figure 3. Employment and adjusted hourly mean wage
2007-2017 Computer & Mathematical Occupations



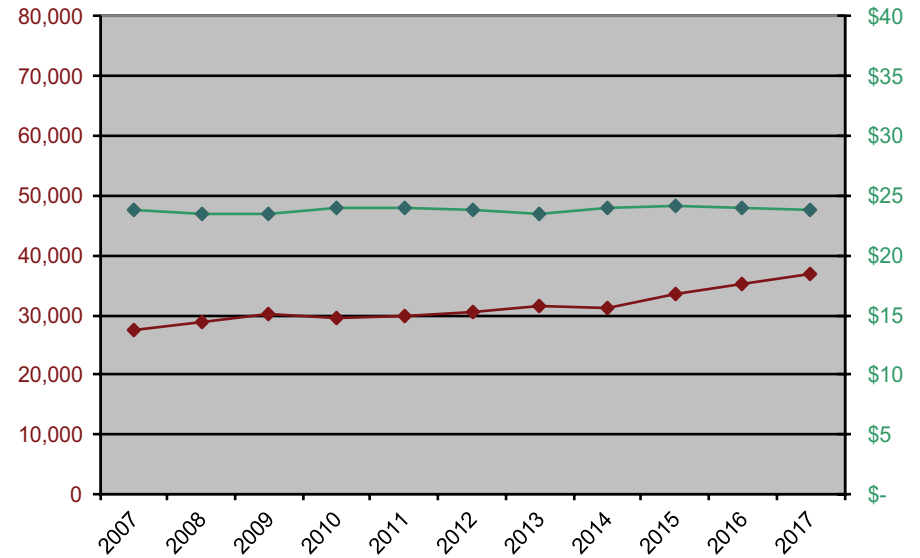
Historical Figure 4. Employment and adjusted hourly mean wage
2007-2017 Architecture & Engineering Occupations



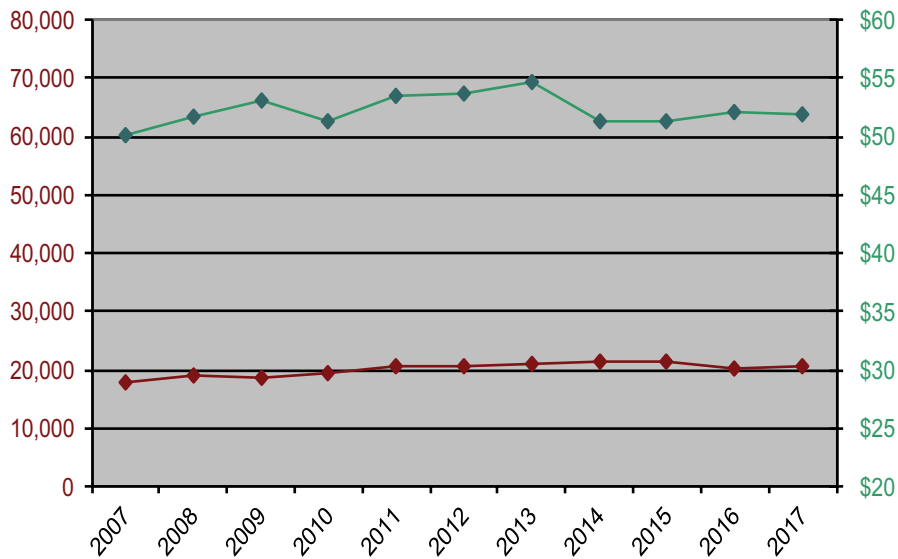
Historical Figure 5. Employment and adjusted hourly mean wage 2007-2017 Life, Physical, & Social Science Occupations



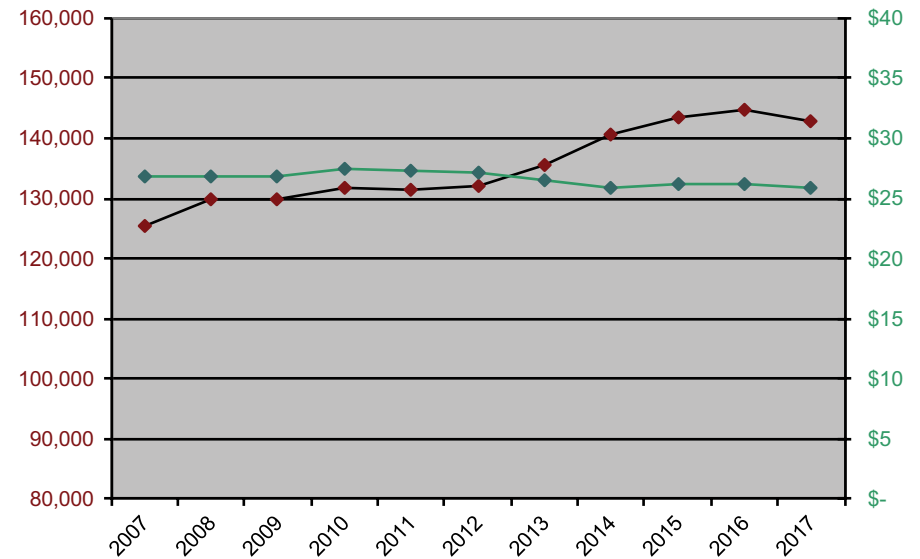
Historical Figure 6. Employment and adjusted hourly mean wage 2007-2017 Community & Social Services Occupations



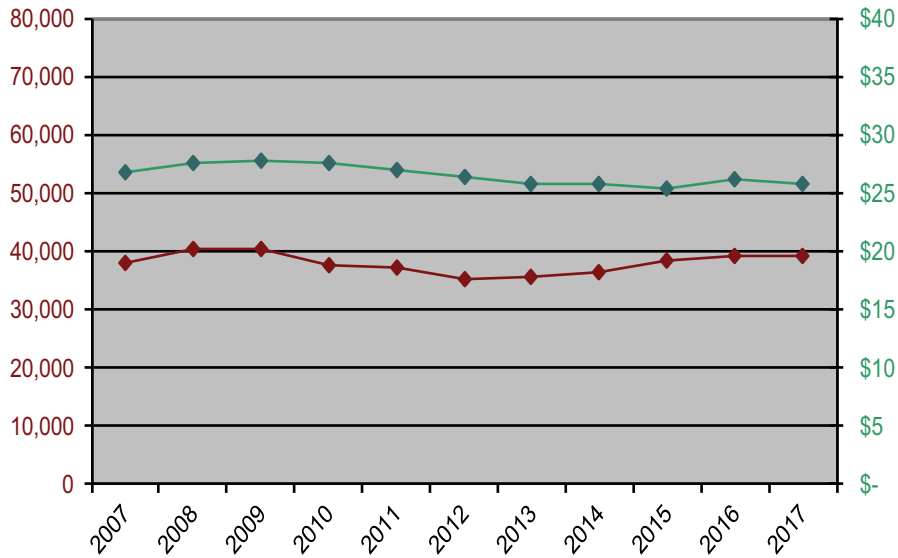
Historical Figure 7. Employment and adjusted hourly mean wage 2007-2017 Legal Occupations



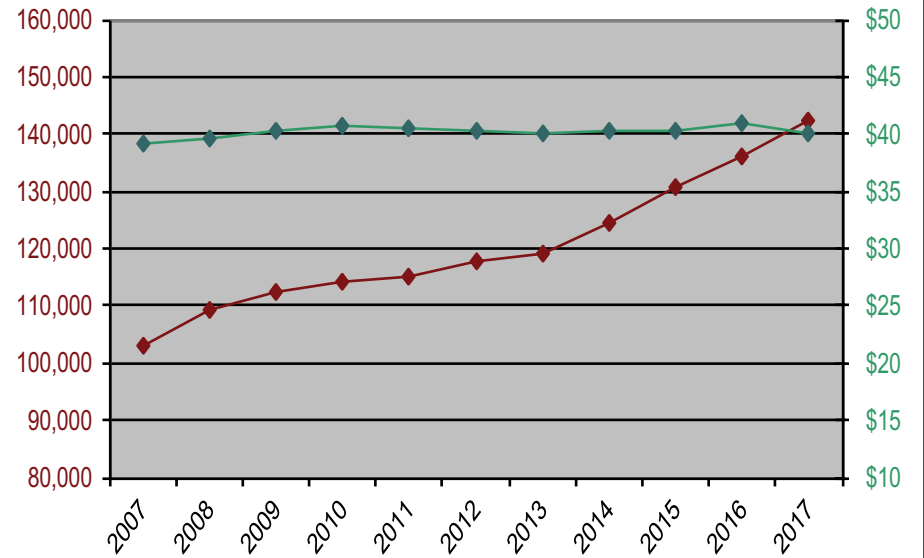
Historical Figure 8. Employment and adjusted hourly mean wage 2007-2017 Education, Training, & Library Occupations



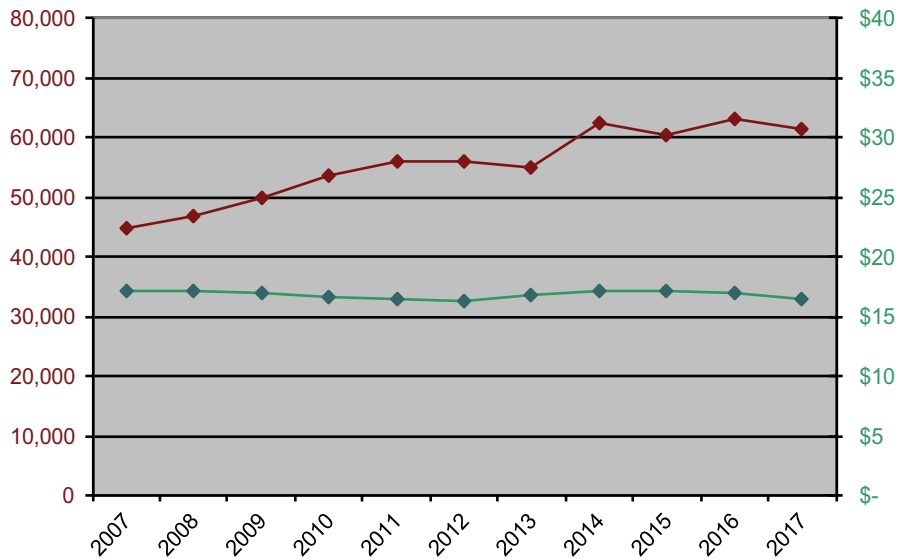
Historical Figure 9. Employment and adjusted hourly mean wage
2007-2017 Arts, Design, Entertainment, Sports, & Media Occupations



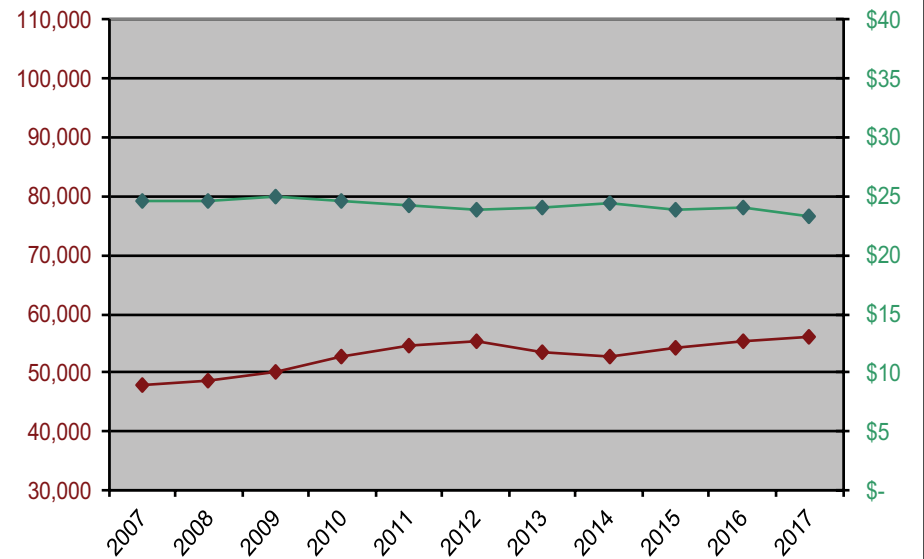
Historical Figure 10. Employment and adjusted hourly mean wage
2007-2017 Healthcare Practitioners & Technical Occupations



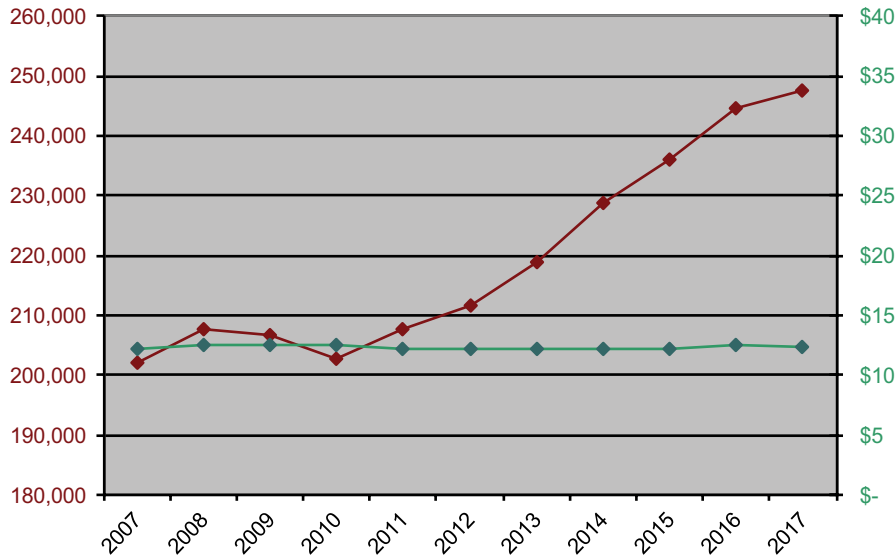
Historical Figure 11. Employment and adjusted hourly mean wage
2007-2017 Healthcare Support Occupations



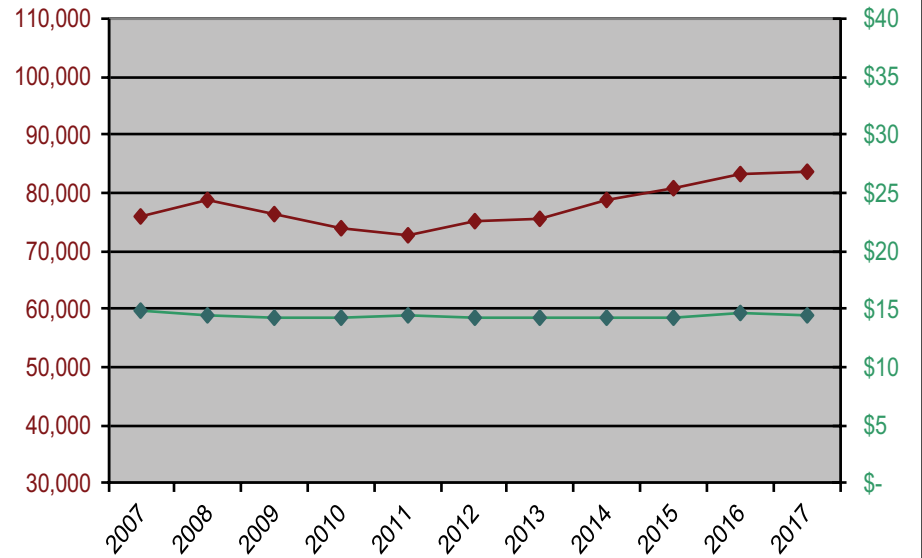
Historical Figure 12. Employment and adjusted hourly mean wage
2007-2017 Protective Service Occupations



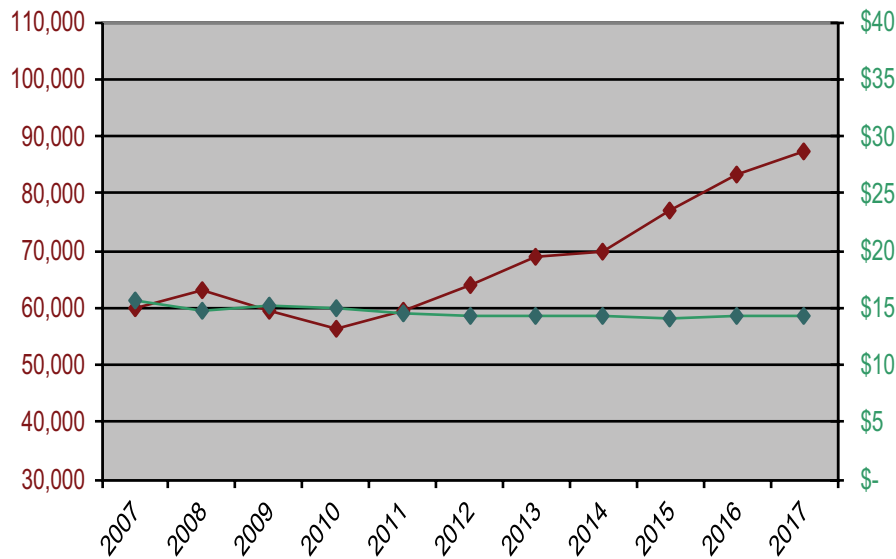
Historical Figure 13. Employment and adjusted hourly mean wage 2007-2017 Food Preparation & Serving-Related Occupations



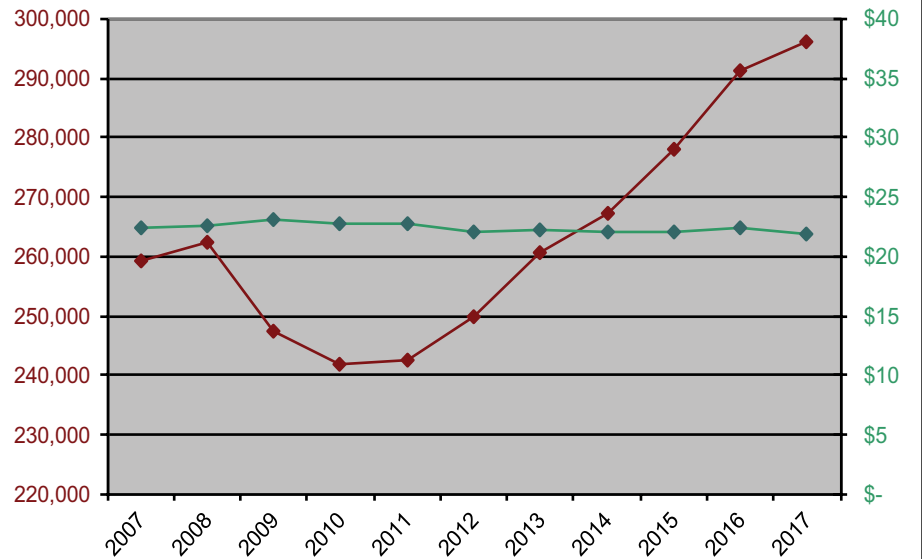
Historical Figure 14. Employment and adjusted hourly mean wage 2007-2017 Building & Grounds Cleaning & Maintenance Occupations



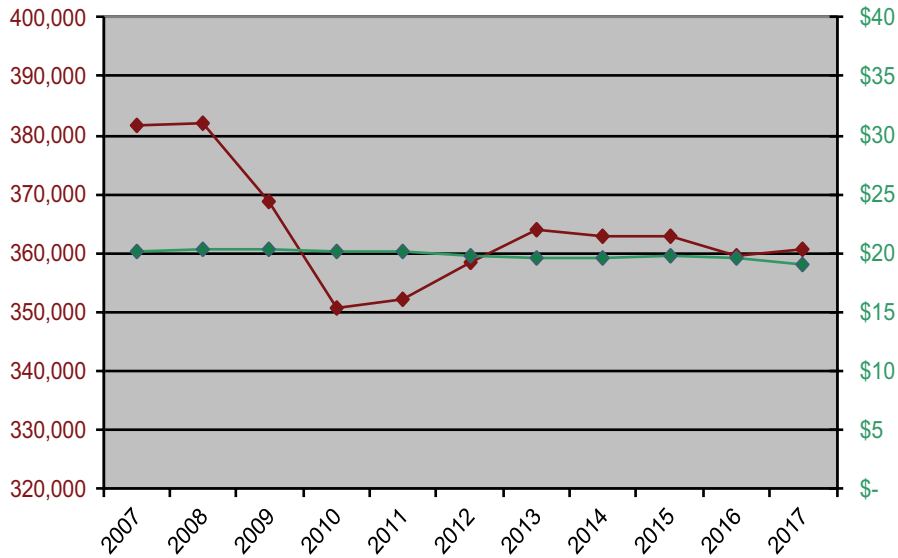
Historical Figure 15. Employment and adjusted hourly mean wage 2007-2017 Personal Care & Service Occupations



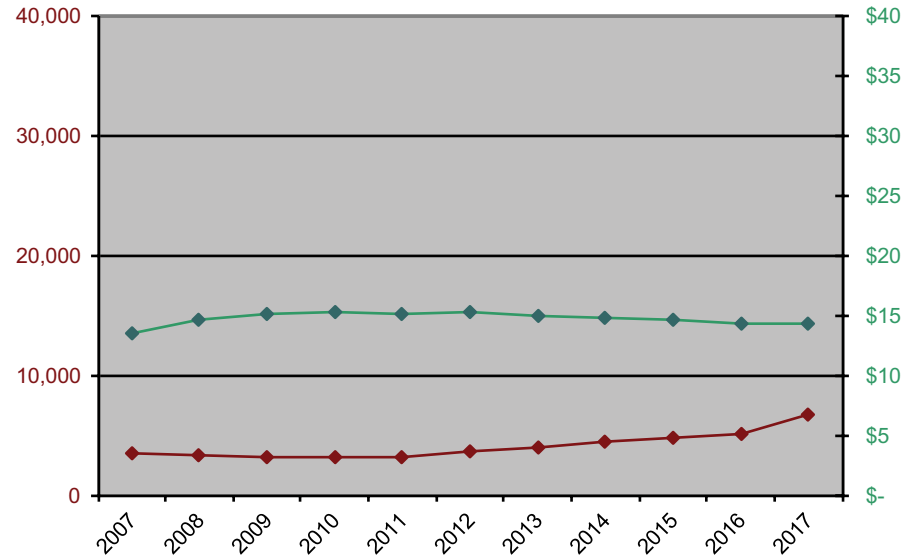
Historical Figure 16. Employment and adjusted hourly mean wage 2007-2017 Sales & Related Occupations



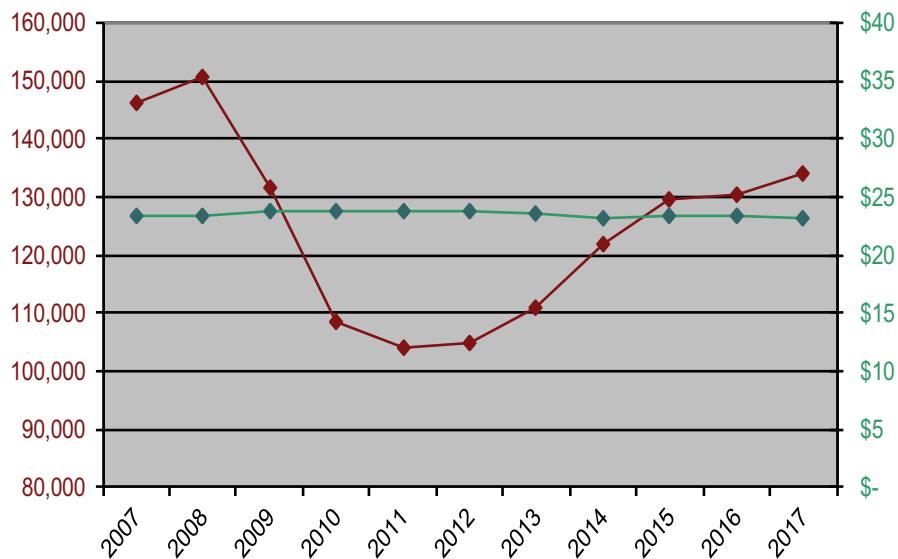
Historical Figure 17. Employment and adjusted hourly mean wage 2007-2017 Office & Administrative Support Occupations



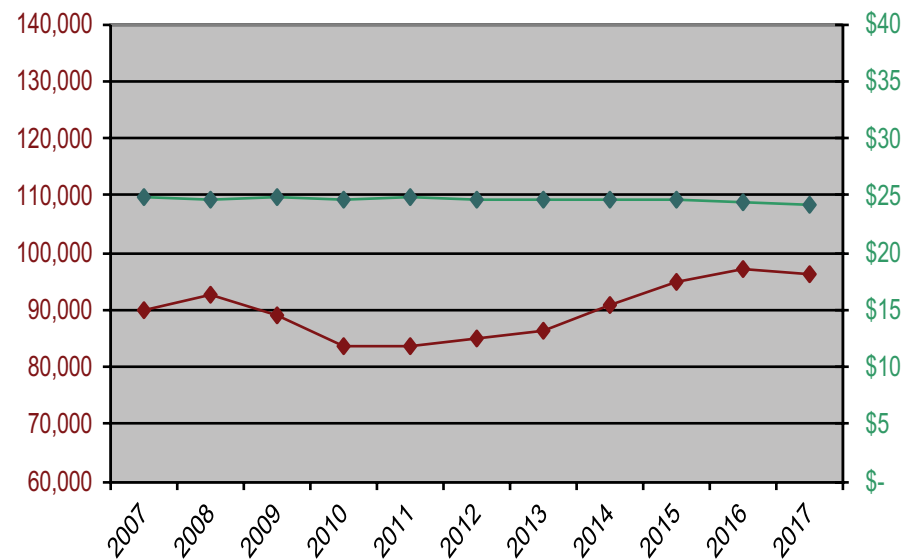
Historical Figure 18. Employment and adjusted hourly mean wage 2007-2017 Farming, Fishing, & Forestry Occupations



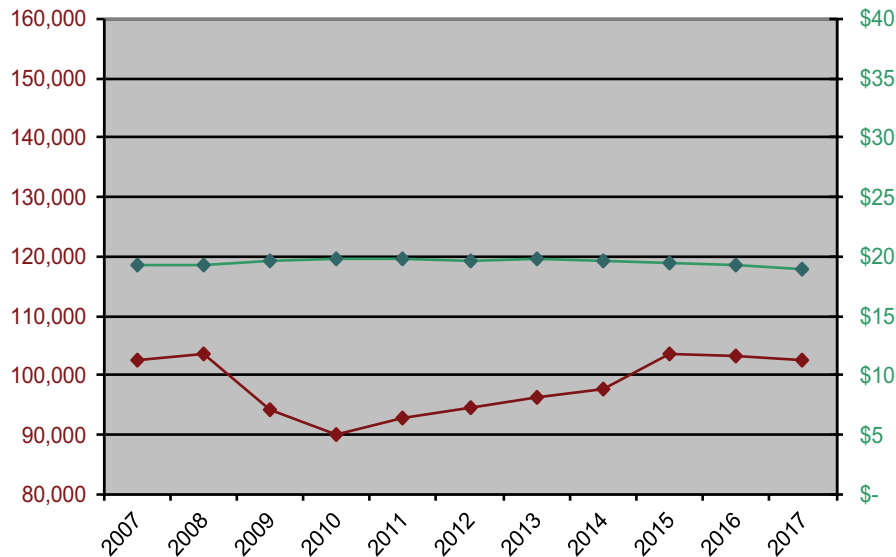
Historical Figure 19. Employment and adjusted hourly mean wage 2007-2017 Construction & Extraction Occupations



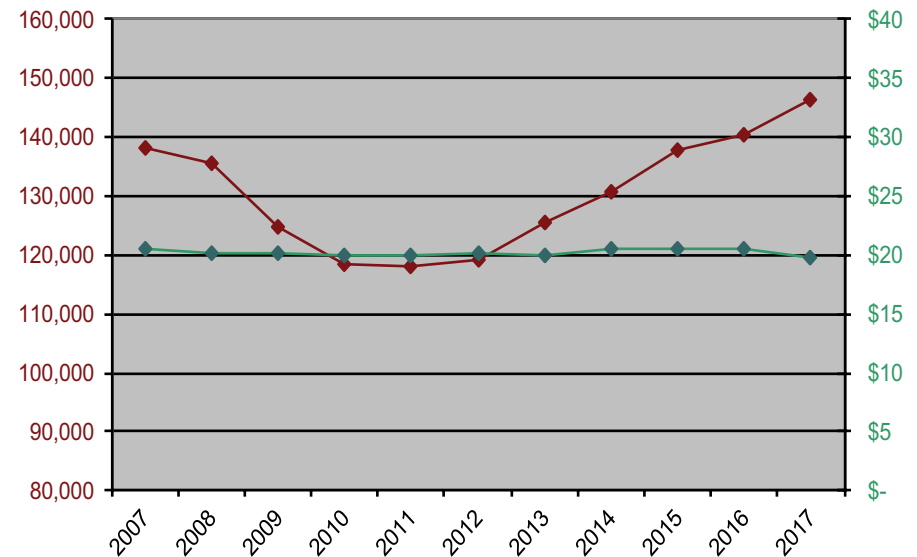
Historical Figure 20. Employment and adjusted hourly mean wage 2007-2017 Installation, Maintenance, & Repair Occupations



Historical Figure 21. Employment and adjusted hourly mean wage
2007-2017 Production Occupations



Historical Figure 22. Employment and adjusted hourly mean wage
2007-2017 Transportation & Material Moving Occupations



Historical Employment Gains and Losses

The 2017 Colorado OES estimates indicate an overall employment increase of 297,070 compared to the 2007 estimates. This increase was not linear; Table 3 shows that total covered employment in Colorado rose from 2,258,230 in 2007 to 2,302,340 in 2008, decreased to 2,157,690 in 2010, and then recovered to an all-time high of 2,555,300 in 2017.

When comparing 2017 employment with that in 2007, the **business and financial operations** category showed the largest absolute employment increase of any group with a net gain of 56,270 (+45.9 percent), followed by **food preparation and serving-related** (+45,490, +22.5 percent), **healthcare practitioners and technical** (+39,290,

+38.2 percent), and **sales and related** occupations (+37,010, +14.3 percent) (table 4a). The largest percentage increase was seen for **farming, fishing, and forestry** occupations at +86.5 percent (+3,130), followed by **business and financial operations, personal care and service** (+27,320, +45.5 percent), and **healthcare practitioners and technical** occupations. Only two occupational groups lost employment over the same period: **office and administrative support** (-21,040, -5.51 percent) and **construction and extraction** (-12,110, -8.3 percent).

Historical Wage and Employment Changes

There is no obvious relationship between overall wage changes and employment changes during 2007-2017. Occupational groups that

increased salary over the time period were not necessarily those with increases in employment. Comparison of adjusted wage and employment changes for all major occupational groups over the 10-year period yielded no relationship (correlation coefficient of -0.20).

Within major occupational groups, negative correlations between employment change and wage change were observed for **production** (-0.87); **education, training, and library** (-0.82); **protective service** (-0.79); **business and financial operations** (-0.79); **life, physical, and social science** (-0.79); **construction and extraction** (-0.71); **sales and related** (-0.64); **installation, maintenance, and repair** (-0.62); and **personal care and service** occupations (-0.61) (tables 4a and 4b and historical figures 1-22).

Top 20 Occupations by Employment

The group of 20 occupations that employ the largest number of workers is similar to that seen in previous years, with some minor changes in ranking.

The largest change was seen for **secretaries and administrative assistants** who dropped down four places from number 5 to number 9.

Table 5. Top 20 Occupations by Employment (Colorado, May 2017)

SOC Occupational Title	Employment	Average Hourly Wage	Median Hourly Wage	Average Annual Wage	Median Annual Wage	Rank last year
Retail salespersons	86,720	\$14.30	\$11.52	\$29,745	\$23,966	1
Combined food preparation and serving workers, including fast food	63,770	\$10.95	\$10.23	\$22,786	\$21,271	2
Cashiers	58,910	\$11.54	\$10.63	\$24,007	\$22,114	3
Waiters and waitresses	50,270	\$11.56	\$9.50	\$24,046	\$19,769	4
Registered nurses	49,340	\$34.89	\$34.27	\$72,574	\$71,277	6
Customer service representatives	46,480	\$17.74	\$16.48	\$36,904	\$34,276	8
Office clerks, general	44,300	\$18.69	\$17.38	\$38,879	\$36,140	7
General and operations managers	41,560	\$62.38	\$51.31	\$129,751	\$106,728	9
Secretaries and administrative assistants, except legal, medical, and executive	41,420	\$18.13	\$17.55	\$37,709	\$36,511	5
Business operations specialists, all other	40,580	\$38.40	\$35.87	\$79,877	\$74,611	10
Janitors and cleaners, except maids and housekeeping cleaners	35,880	\$13.54	\$12.49	\$28,174	\$25,979	11
Accountants and auditors	34,540	\$38.12	\$33.80	\$79,298	\$70,295	12
Cooks, restaurant	31,790	\$13.25	\$12.55	\$27,558	\$26,105	15
Stock clerks and order fillers	31,720	\$14.32	\$12.89	\$29,795	\$26,821	13
Laborers and freight, stock, and material movers, hand	30,310	\$14.71	\$14.02	\$30,603	\$29,166	14
Sales representatives, wholesale and manufacturing, except technical and scientific products	28,700	\$35.97	\$29.97	\$74,815	\$62,347	16
Bookkeeping, accounting, and auditing clerks	27,340	\$19.81	\$19.21	\$41,213	\$39,967	17
Sales representatives, services, all other	27,330	\$33.20	\$27.49	\$69,052	\$57,170	20
Software developers, applications	27,210	\$50.30	\$49.29	\$104,617	\$102,529	19
Elementary school teachers, except special education	26,150			\$52,386	\$49,771	18

Top 20 Occupations by Wage

Health professions such as **orthodontists, anesthesiologists, and surgeons** dominate the 20 occupations that earn the highest wages, taking 9 of the top

10 slots. **Obstetricians and gynecologists** moved up four places to number 1, while **dentists, all other specialists** dropped five places to number 12.

Table 6. Top 20 Occupations by Wage (Colorado, May 2017)

SOC Occupational Title	Employment	Average Hourly Wage	Median Hourly Wage	Average Annual Wage	Median Annual Wage	Rank last year
Obstetricians and gynecologists	560	\$133.54	NA	\$277,773	NA	5
Oral and maxillofacial surgeons	NA	\$129.56	NA	\$269,492	NA	1
Anesthesiologists	540	\$125.92	NA	\$261,916	NA	2
Physicians and surgeons, all other	2,720	\$121.63	NA	\$252,996	NA	6
Surgeons	900	\$115.31	NA	\$239,852	NA	4
Orthodontists	NA	\$114.93	NA	\$239,048	NA	3
Psychiatrists	450	\$113.20	NA	\$235,448	NA	6
Family and general practitioners	3,580	\$106.84	NA	\$222,237	NA	8
Internists, general	520	\$99.27	\$92.41	\$206,486	\$192,203	11
Chief executives	640	\$98.62	\$90.89	\$205,130	\$189,042	10
Pediatricians, general	400	\$96.63	\$90.94	\$200,995	\$189,158	12
Dentists, all other specialists	70	\$90.53	\$87.39	\$188,305	\$181,777	7
Architectural and engineering managers	3,290	\$82.50	\$77.09	\$171,610	\$160,339	14
Dentists, general	1,930	\$80.82	\$64.90	\$168,107	\$135,001	13
Petroleum engineers	1,410	\$78.42	\$70.56	\$163,112	\$146,775	15
Marketing managers	3,410	\$77.87	\$73.39	\$161,970	\$152,653	18
Computer and information systems managers	7,100	\$77.78	\$73.15	\$161,785	\$152,158	16
Financial managers	6,410	\$75.96	\$68.64	\$158,002	\$142,777	17
Sales managers	4,870	\$75.13	\$68.73	\$156,279	\$142,951	19
Nurse anesthetists	380	\$73.19	\$77.43	\$152,236	\$161,052	20

Bottom 20 Occupations by Wage

Among occupations with at least 1,000 workers statewide, those with the lowest average hourly wages are dominated by occupations in the food preparation and serving-related group: **dining room and cafeteria attendants, fast food**

cooks, combined food preparation and serving workers, dishwashers, hosts and hostesses, and food preparation and serving related workers, all other are all found among the ten lowest-earning occupations. **Packers and packagers, hand and nonfarm animal caretakers** dropped off the list and were replaced by **food preparation workers and parking lot attendants**.

Table 7. Bottom 20 Occupations* by Wage (Colorado, May 2017)

SOC Occupational Title	Employment	Average Hourly Wage	Median Hourly Wage	Average Annual Wage	Median Annual Wage	Rank last year
Dining room and cafeteria attendants and bartender helpers	8,310	\$ 10.42	\$ 9.57	\$ 21,672	\$ 19,906	3
Food preparation and serving related workers, all other	1,640	\$ 10.52	\$ 9.61	\$ 21,874	\$ 19,998	1
Ushers, lobby attendants, and ticket takers	2,400	\$ 10.72	\$ 9.84	\$ 22,294	\$ 20,461	2
Dishwashers	7,900	\$ 10.77	\$ 10.49	\$ 22,403	\$ 21,811	7
Cooks, fast food	8,010	\$ 10.85	\$ 10.28	\$ 22,572	\$ 21,379	4
Combined food preparation and serving workers, including fast food	63,770	\$ 10.95	\$ 10.23	\$ 22,786	\$ 21,271	6
Amusement and recreation attendants	8,670	\$ 11.06	\$ 9.90	\$ 23,013	\$ 20,582	9
Hosts and hostesses, restaurant, lounge, and coffee shop	9,930	\$ 11.21	\$ 10.02	\$ 23,315	\$ 20,834	8
Counter attendants, cafeteria, food concession, and coffee shop	5,310	\$ 11.29	\$ 10.53	\$ 23,486	\$ 21,904	11
Lifeguards, ski patrol, and other recreational protective service workers	4,400	\$ 11.34	\$ 10.29	\$ 23,585	\$ 21,412	10
Gaming dealers	1,100	\$ 11.39	\$ 9.53	\$ 23,700	\$ 19,832	5
Cashiers	58,910	\$ 11.54	\$ 10.63	\$ 24,007	\$ 22,114	13
Waiters and waitresses	50,270	\$ 11.56	\$ 9.50	\$ 24,046	\$ 19,769	14
Laundry and dry-cleaning workers	2,720	\$ 11.57	\$ 11.17	\$ 24,075	\$ 23,238	12
Food servers, nonrestaurant	7,080	\$ 11.96	\$ 10.96	\$ 24,880	\$ 22,805	16
Personal care aides	24,360	\$ 12.00	\$ 11.14	\$ 24,961	\$ 23,181	18
Cleaners of vehicles and equipment	6,500	\$ 12.05	\$ 11.27	\$ 25,063	\$ 23,448	19
Food preparation workers	11,530	\$ 12.11	\$ 11.30	\$ 25,181	\$ 23,500	--
Maids and housekeeping cleaners	17,420	\$ 12.15	\$ 11.56	\$ 25,273	\$ 24,050	17
Parking lot attendants	2,160	\$ 12.21	\$ 10.98	\$ 25,397	\$ 22,847	--

*Occupations with estimated employment of 1000 or more.

Percentile Hourly Wages by Major Occupational and Industry Groups

Tables 8a and 8b and Figures 4a and 4b show percentile hourly wage distributions in occupational and industry groups. In addition to the professional occupational groups, **installation, maintenance, and repair; protective service; and construction and extraction** workers all had median wages higher than the overall median of \$19.65.

As expected, the **utilities** sector had the highest median wage among industry groups, followed by **management of companies and enterprises; professional, scientific, and technical services; and information**. Median wages were lower than the overall figure for workers in **accommodation and food services; agriculture, forestry, fishing, and hunting; retail trade; arts, entertainment, and recreation; administrative and support & waste management and remediation services; other services; and real estate and rental and leasing**.

Table 8a: Percentile Hourly Wages by Major Occupational Groups (Colorado, May 2017)

Major Occupational Group	Employment	Hourly Wage				
		10 th Percentile	25 th Percentile	50 th Percentile (Median)	75 th Percentile	90 th Percentile
Management	112,920	\$25.75	\$37.00	\$54.57	\$77.31	
Computer and mathematical	109,450	\$24.06	\$32.76	\$44.48	\$57.17	\$69.85
Legal	20,620	\$20.69	\$28.18	\$40.25	\$67.16	\$96.65
Architecture and engineering	62,950	\$21.76	\$29.40	\$39.16	\$53.66	\$71.20
Healthcare practitioners and technical	142,130	\$17.41	\$25.13	\$33.68	\$45.05	\$63.98
Business and financial operations	178,980	\$19.13	\$25.31	\$33.61	\$44.99	\$58.74
Life, physical, and social science	30,350	\$17.07	\$23.04	\$32.06	\$45.07	\$59.96
Installation, maintenance, and repair	95,960	\$12.78	\$16.68	\$22.71	\$30.21	\$38.11
Education, training, and library	142,930	\$12.43	\$16.37	\$22.47	\$30.74	\$40.51
Community and social services	36,890	\$13.14	\$16.90	\$22.38	\$28.80	\$36.29
Construction and extraction	133,900	\$13.62	\$16.88	\$21.61	\$27.84	\$34.80
Arts, design, entertainment, sports, and media	39,390	\$10.14	\$14.21	\$21.39	\$31.39	\$44.68
Protective service	56,150	\$10.50	\$13.22	\$19.97	\$31.41	\$40.99
Office and administrative support	360,490	\$10.70	\$13.53	\$17.64	\$23.11	\$28.98
Production	102,730	\$10.45	\$12.86	\$16.84	\$22.84	\$30.40
Transportation and material moving	146,380	\$9.81	\$12.01	\$16.42	\$22.30	\$30.00
Healthcare support	61,600	\$10.69	\$12.83	\$15.54	\$18.86	\$23.60
Sales and related	296,130	\$9.46	\$10.68	\$14.81	\$25.94	\$43.66
Building and grounds cleaning and maintenance	83,630	\$9.63	\$10.81	\$13.12	\$16.70	\$21.75
Farming, fishing, and forestry	6,750	\$9.40	\$9.92	\$12.72	\$16.72	\$22.32
Personal care and service	87,330	\$9.44	\$9.88	\$11.71	\$15.84	\$23.19
Food preparation and serving-related	247,640	\$9.35	\$9.51	\$10.55	\$13.36	\$17.92

Figure 4a. Hourly Wage Percentiles by Major Occupational Group, Colorado 2017

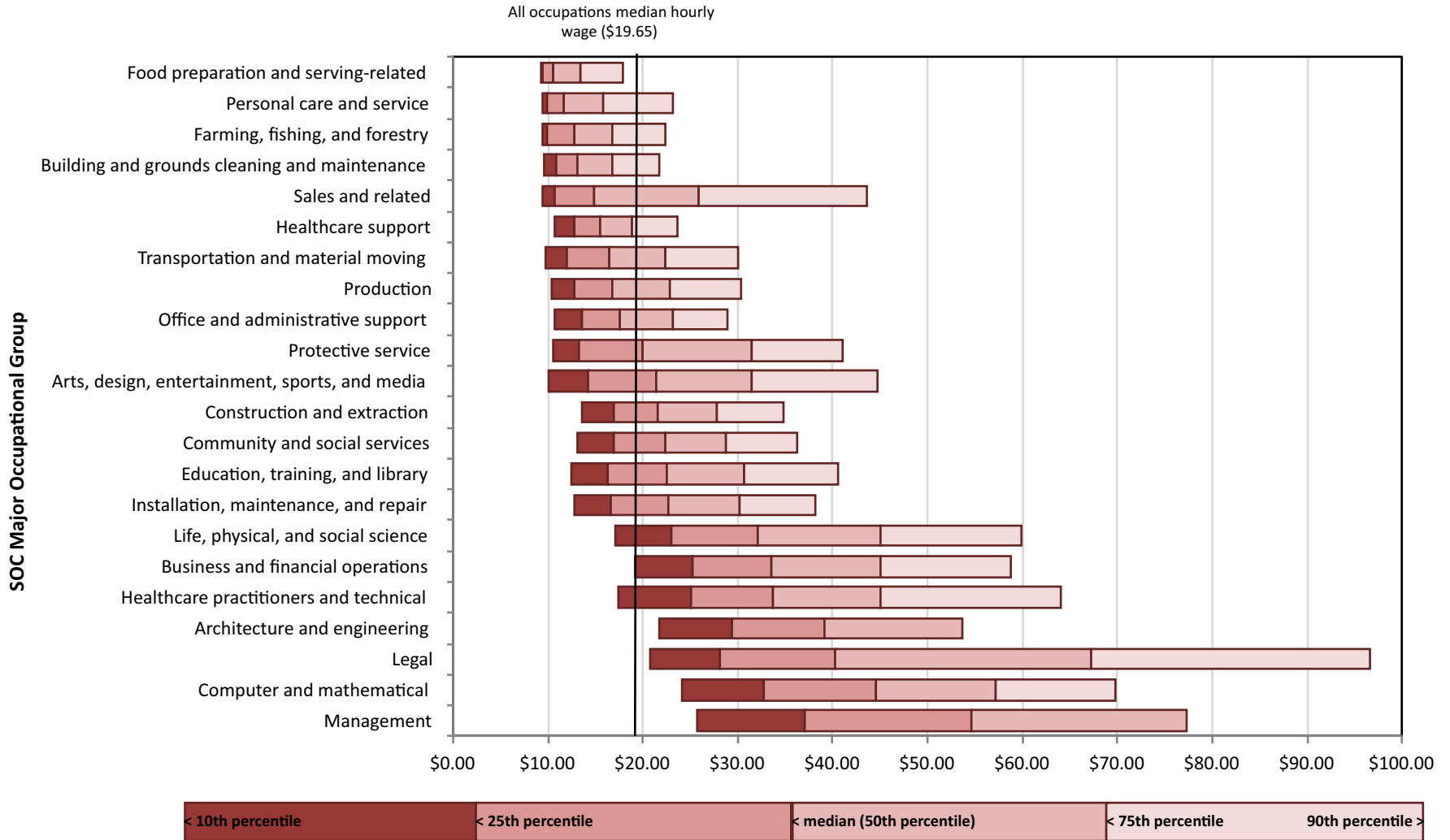
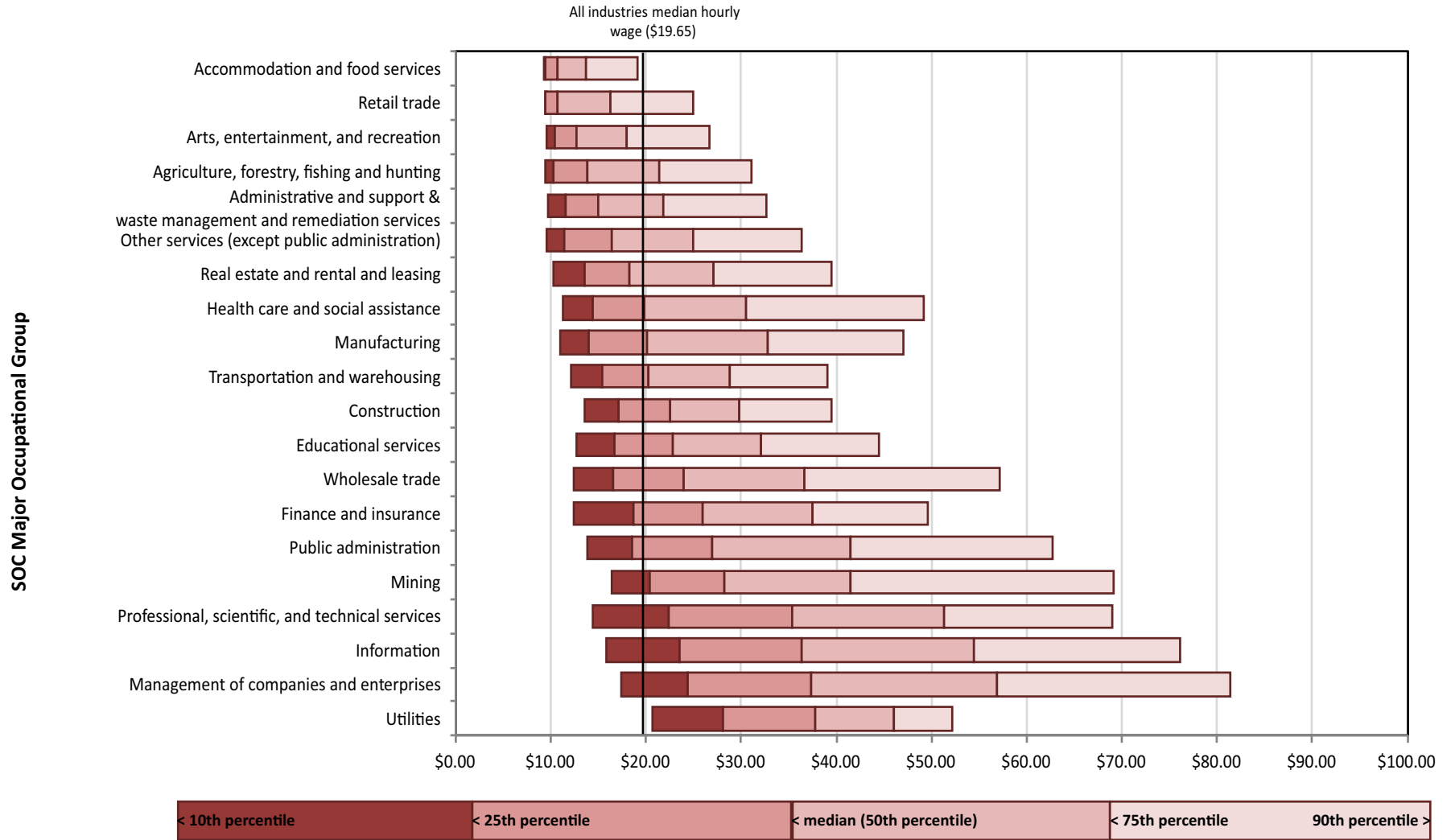


Table 8b: Percentile Hourly Wages by Major Industry Groups (Colorado, May 2017)

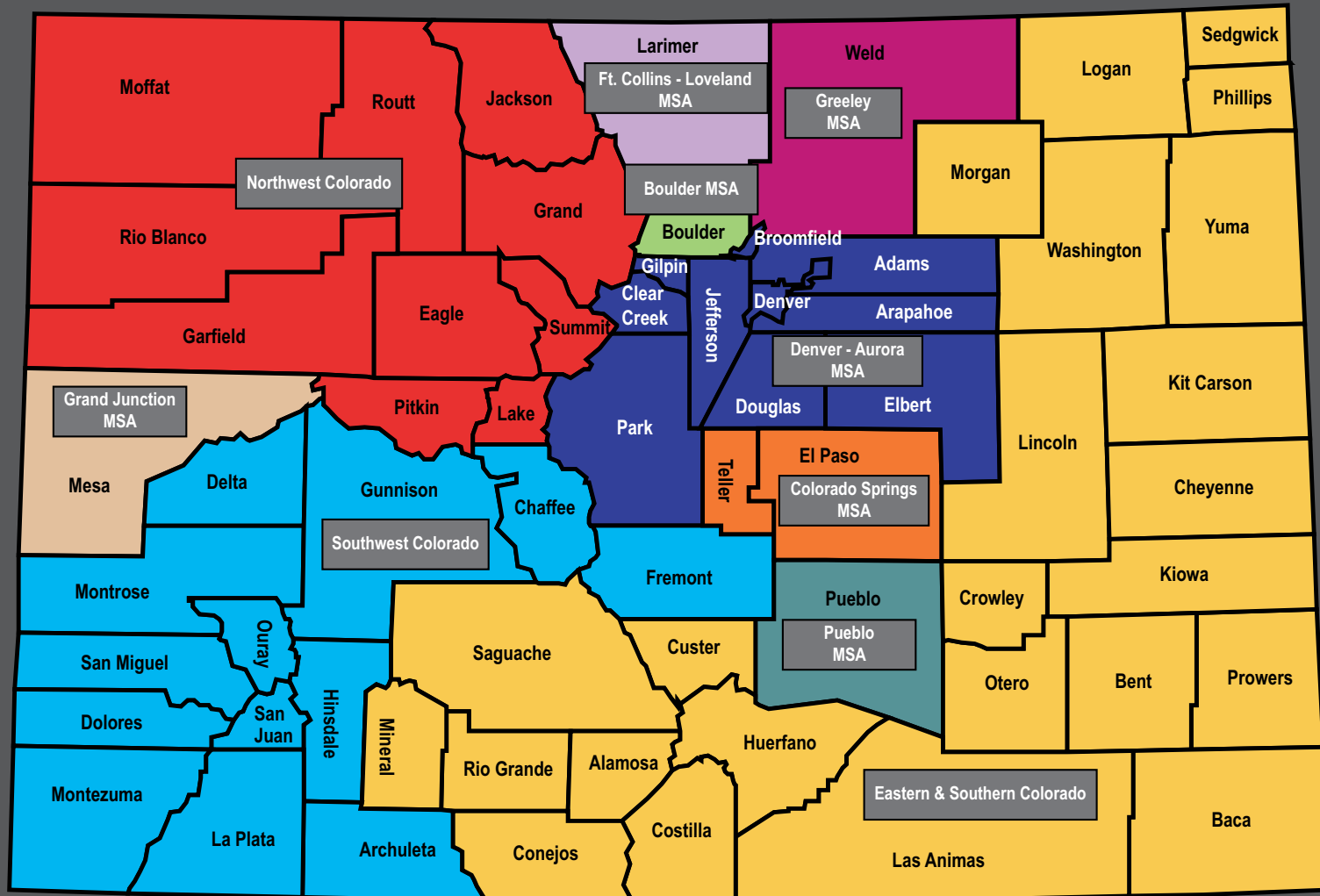
NAICS Sector	Employment	Hourly Wage				
		10 th Percentile	25 th Percentile	50 th Percentile (Median)	75 th Percentile	90 th Percentile
Utilities	8,200	\$20.66	\$28.15	\$37.74	\$46.00	\$52.13
Management of companies and enterprises	40,890	\$17.42	\$24.35	\$37.38	\$56.89	\$81.33
Professional, scientific, and technical services	217,140	\$15.87	\$23.59	\$36.37	\$54.51	\$76.06
Information	70,440	\$14.43	\$22.33	\$35.31	\$51.27	\$68.96
Mining	23,450	\$16.39	\$20.43	\$28.28	\$41.43	\$69.19
Finance and insurance	109,460	\$13.80	\$18.55	\$26.93	\$41.49	\$62.65
Public administration	184,090	\$12.46	\$18.74	\$25.88	\$37.55	\$49.67
Wholesale trade	105,350	\$12.35	\$16.52	\$23.94	\$36.63	\$57.11
Educational services	223,400	\$12.68	\$16.62	\$22.80	\$32.04	\$44.49
Construction	160,450	\$13.60	\$17.14	\$22.55	\$29.77	\$39.47
Transportation and warehousing	82,790	\$12.12	\$15.34	\$20.19	\$28.77	\$39.11
Health care and social assistance	316,260	\$10.93	\$14.02	\$20.16	\$32.81	\$47.03
Manufacturing	137,410	\$11.26	\$14.47	\$19.86	\$30.52	\$49.11
Real estate and rental and leasing	48,440	\$10.22	\$13.52	\$18.26	\$27.12	\$39.44
Other services (except public administration)	74,270	\$9.57	\$11.34	\$16.38	\$24.97	\$36.33
Administrative and support and waste management and remediation services	159,440	\$9.76	\$11.57	\$14.99	\$21.81	\$32.66
Arts, entertainment, and recreation	49,050	\$9.41	\$10.21	\$13.85	\$21.38	\$31.07
Retail trade	272,380	\$9.50	\$10.39	\$12.75	\$17.96	\$26.71
Agriculture, forestry, fishing and hunting	3,250	\$9.35	\$9.43	\$10.68	\$16.19	\$24.88
Accommodation and food services	269,130	\$9.34	\$9.47	\$10.64	\$13.74	\$19.17

Figure 4b. Hourly Wage Percentiles by Industry Sector, Colorado 2017



May 2017 OES Data Estimating Area and Component Counties

Colorado — Occupational Employment Statistics (OES) Regions



MSA — Metropolitan Statistical Area
population 50,000+ or defined *urbanized* by US Census

Colorado Department of Labor & Employment
Labor Market Information

Regional Employment and Wages

The Denver-Aurora Metropolitan Statistical Area (MSA), with more than five times the employment of any other region of the State, ranks second in terms of both average and median wages (table 9 and figure 5). The Boulder

MSA, third largest in terms of employment, ranks first, while the Eastern and Southern Colorado Balance of State (BOS) Area, with the eighth-highest employment, ranks last in wages. Denver and Boulder both have average and median wages higher than the statewide average and median.

Figure 5. Average Hourly Wage by Region (Colorado, May 2017)

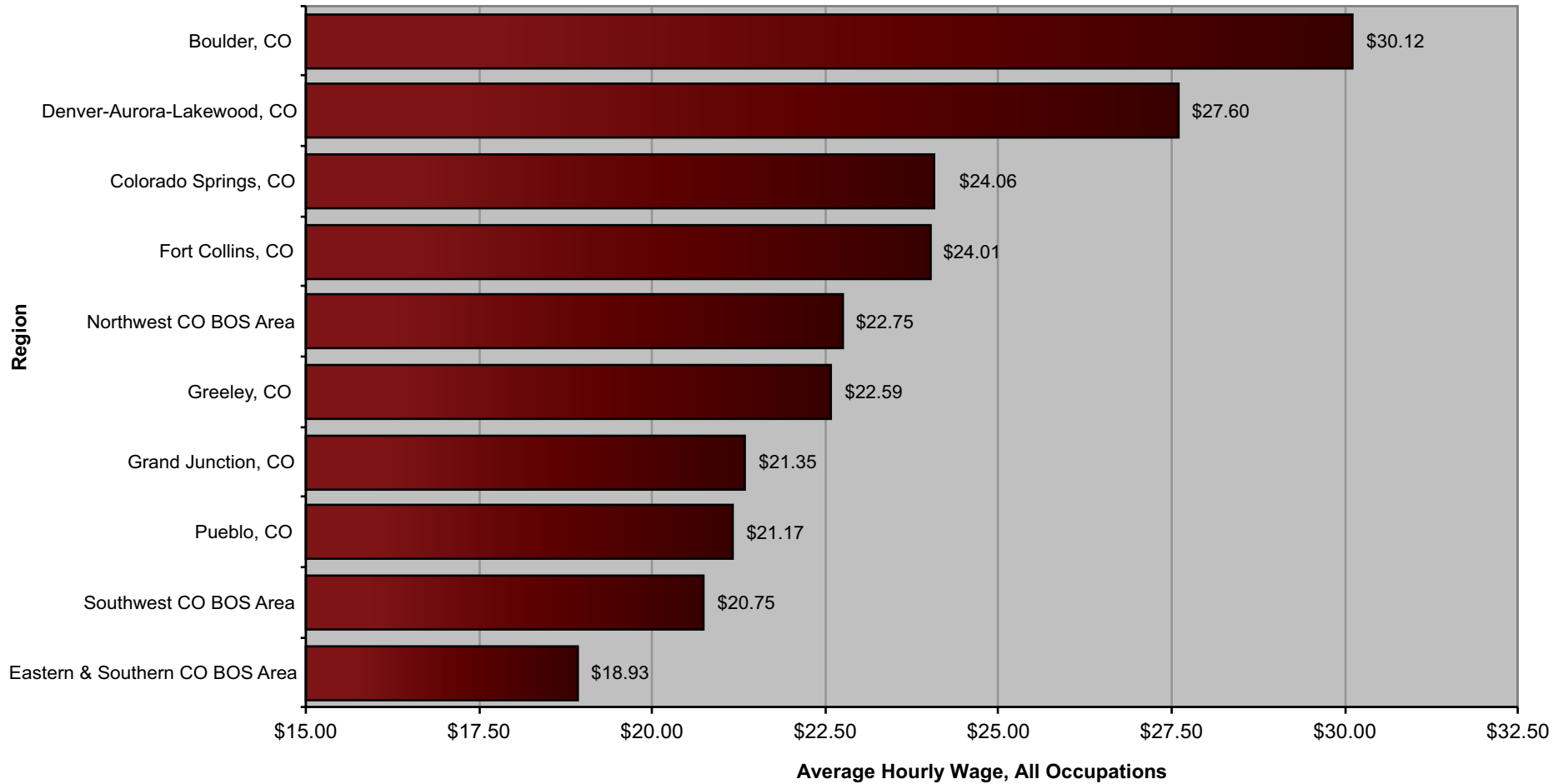


Table 9. Hourly and Annual Wages by Region (Colorado, May 2017)

Metropolitan Statistical Area (MSA) or Balance of State (BOS) Area	Employment	Average Hourly Wage	Median Hourly Wage	Entry* Hourly Wage	Experienced* Hourly Wage	Average Annual Wage	Median Annual Wage	Entry* Annual Wage	Experienced* Annual Wage
Boulder, CO	178,460	\$30.12	\$23.10	\$12.43	\$38.96	\$62,647	\$48,050	\$25,855	\$81,043
Denver-Aurora-Lakewood, CO	1,443,130	\$27.60	\$21.05	\$11.74	\$35.53	\$57,398	\$43,791	\$24,409	\$73,893
Colorado Springs, CO	274,870	\$24.06	\$18.15	\$10.95	\$30.62	\$50,050	\$37,760	\$22,770	\$63,691
Fort Collins, CO	154,510	\$24.01	\$18.48	\$11.16	\$30.44	\$49,949	\$38,430	\$23,203	\$63,323
Northwest CO BOS Area	116,350	\$22.75	\$18.59	\$11.80	\$28.23	\$47,318	\$38,673	\$24,538	\$58,708
Greeley, CO	97,180	\$22.59	\$18.36	\$11.26	\$28.25	\$46,980	\$38,195	\$23,424	\$58,759
Grand Junction, CO	59,580	\$21.35	\$16.62	\$10.69	\$26.68	\$44,413	\$34,569	\$22,240	\$55,500
Pueblo, CO	59,750	\$21.17	\$16.83	\$10.39	\$26.55	\$44,024	\$35,015	\$21,606	\$55,234
Southwest CO BOS Area	97,520	\$20.75	\$16.88	\$10.78	\$25.74	\$43,167	\$35,121	\$22,414	\$53,544
Eastern & Southern CO BOS Area	66,870	\$18.93	\$15.12	\$10.22	\$23.29	\$39,383	\$31,439	\$21,261	\$48,444

* OES does not collect information on whether an individual wage is entry or experienced level. The estimate of an "entry" wage is the mean of the lower one-third and the estimate of an "experienced" wage is the mean of the upper two-thirds of the wage distribution.

Regional Employment and Wages in Major Occupational Groups

Tables 10a and 10b show employment and average hourly wages for the major occupational groups in each of the seven MSAs and three BOS areas.

The amount of variability in wages between regions is highest for occupations in the **management, computer and mathematical, and legal**

groups. With some exceptions, these groups tend to have higher wages in the Boulder, Denver, and Colorado Springs MSAs and lower wages in the Grand Junction MSA and in the Eastern and Southern Colorado and Southwest Colorado BOS areas. Occupational groups showing relatively little variation by region include **installation, maintenance, and repair; food preparation and serving-related; construction and extraction; and building and grounds maintenance and cleaning.**

Table 10a. Employment by Region for Major Occupational Groups (Colorado, May 2017)

Major Occupational Group	Employment									
	Boulder MSA	Colorado Springs MSA	Denver-Aurora-Lakewood MSA	Fort Collins-Loveland MSA	Grand Junction MSA	Greeley MSA	Pueblo MSA	Eastern & Southern Colorado	Southwest Colorado	Northwest Colorado
All occupations	178,460	274,870	1,443,130	154,510	59,580	97,180	59,750	66,870	97,520	116,350
Management	9,520	11,300	68,290	5,930	1,980	3,470	1,790	2,250	3,420	4,560
Business and financial operations	13,530	17,640	120,260	8,520	2,310	3,890	2,120	2,150	3,430	4,680
Computer and mathematical	13,740	13,980	71,000	5,020	620	1,160	580	450	930	1,000
Architecture and engineering	8,180	6,690	37,650	4,670	640	1,570	750	330	950	1,420
Life, physical, and social science	6,170	1,730	14,500	3,640	590	510	370	510	1,160	1,140
Community and social services	2,240	5,110	18,340	2,000	1,280	1,370	1,340	2,030	1,990	1,180
Legal	1,310	1,480	14,500	640	400	390	250	410	610	620
Education, training, and library	12,170	18,490	71,620	9,690	3,390	6,480	3,460	5,440	6,190	5,980
Arts, design, entertainment, sports, and media	3,570	4,190	22,870	2,370	660	800	430	520	1,370	2,040
Healthcare practitioners and technical	9,480	16,610	76,990	9,440	5,030	3,910	5,620	4,300	5,500	5,150
Healthcare support	3,670	8,530	32,220	4,030	2,200	1,820	2,930	2,300	2,290	1,590
Protective service	2,250	6,210	29,530	2,620	1,240	1,930	2,110	3,000	4,380	2,870
Food preparation and serving-related	18,170	27,780	130,510	17,110	6,230	8,420	6,070	6,070	11,200	16,080
Building and grounds cleaning and maintenance	4,130	9,490	42,420	5,540	1,780	3,170	1,780	2,240	4,330	8,130
Personal care and service	5,360	9,240	50,930	5,110	1,810	1,910	2,270	1,600	4,370	4,740
Sales and related	18,100	31,680	171,460	17,820	7,360	9,710	6,830	7,000	11,680	13,670
Office and administrative support	22,880	41,970	204,370	21,120	9,150	12,550	9,200	9,980	13,890	14,630
Farming, fishing, and forestry	390	570	2,730	390	80	540	170	1,100	290	480
Construction and extraction	4,390	12,710	69,330	8,340	3,610	10,750	2,750	3,240	7,050	11,270
Installation, maintenance, and repair	4,550	9,150	51,510	5,290	3,030	4,860	2,470	3,250	4,570	6,960
Production	8,360	8,010	52,160	7,610	2,840	10,030	3,300	4,070	3,380	2,760
Transportation and material moving	6,290	12,290	89,950	7,600	3,370	7,940	3,160	4,610	4,550	5,390

Table 10b. Average Hourly Wage by Region for Major Occupational Groups (Colorado, May 2017)

Major Occupational Group	Average Hourly Wage									
	Boulder MSA	Colorado Springs MSA	Denver-Aurora-Lakewood MSA	Fort Collins-Loveland MSA	Grand Junction MSA	Greeley MSA	Pueblo MSA	Eastern & Southern Colorado	Southwest Colorado	Northwest Colorado
All occupations	\$30.12	\$24.06	\$27.60	\$24.01	\$21.35	\$22.59	\$21.17	\$18.93	\$20.75	\$22.75
Management	\$67.48	\$55.65	\$66.32	\$55.36	\$46.59	\$56.87	\$47.65	\$38.86	\$44.34	\$48.15
Business and financial operations	\$40.39	\$35.50	\$38.05	\$32.97	\$31.61	\$33.91	\$31.54	\$29.03	\$32.67	\$33.72
Computer and mathematical	\$45.92	\$45.38	\$46.61	\$43.76	\$35.26	\$33.51	\$30.98	\$28.34	\$37.82	\$41.53
Architecture and engineering	\$47.31	\$39.16	\$44.41	\$40.90	\$34.30	\$41.61	\$39.67	\$41.82	\$38.99	\$36.10
Life, physical, and social science	\$40.68	\$33.22	\$38.21	\$32.97	\$31.19	\$31.16	\$32.45	\$27.56	\$26.75	\$28.69
Community and social services	\$24.27	\$24.37	\$24.40	\$24.60	\$21.18	\$22.25	\$22.71	\$19.31	\$22.20	\$25.20
Legal	NA	\$43.35	\$54.67	\$48.26	\$36.02	\$39.01	\$37.69	\$36.02	\$36.17	\$43.82
Education, training, and library	\$29.82	\$22.81	\$27.52	\$26.10	\$21.28	\$24.34	\$24.05	\$18.59	\$21.46	\$23.83
Arts, design, entertainment, sports, and media	\$27.66	\$24.38	\$27.42	\$22.65	\$18.60	\$21.53	\$24.56	\$18.91	\$18.64	\$25.70
Healthcare practitioners and technical	\$42.12	\$38.71	\$41.15	\$39.55	\$38.39	\$36.75	\$37.36	\$32.88	\$36.95	\$41.06
Healthcare support	\$18.16	\$15.43	\$17.23	\$16.27	\$14.67	\$15.40	\$14.55	\$14.12	\$15.12	\$17.28
Protective service	\$26.87	\$21.94	\$23.70	\$21.97	\$22.17	\$24.59	\$23.46	\$19.97	\$22.98	\$23.13
Food preparation and serving-related	\$13.18	\$12.12	\$12.28	\$12.38	\$11.26	\$11.35	\$11.10	\$11.40	\$11.90	\$13.87
Building and grounds cleaning and maintenance	\$15.75	\$13.02	\$14.54	\$14.62	\$13.96	\$13.46	\$13.51	\$12.51	\$14.49	\$16.30
Personal care and service	\$17.75	\$13.92	\$14.10	\$14.78	\$11.83	\$14.40	\$12.19	\$12.25	\$13.19	\$15.88
Sales and related	\$24.64	\$19.90	\$23.53	\$19.03	\$18.70	\$21.18	\$15.66	\$16.14	\$16.32	\$18.99
Office and administrative support	\$19.65	\$17.31	\$20.02	\$18.02	\$16.51	\$17.36	\$16.34	\$16.27	\$17.13	\$19.45
Farming, fishing, and forestry	\$15.39	\$15.41	\$13.64	\$15.57	\$12.33	\$15.41	\$12.87	\$13.02	\$15.57	\$17.90
Construction and extraction	\$23.46	\$21.61	\$23.69	\$22.74	\$23.60	\$22.26	\$20.73	\$19.99	\$22.89	\$23.43
Installation, maintenance, and repair	\$23.70	\$22.47	\$25.17	\$23.52	\$22.00	\$24.11	\$22.27	\$21.09	\$22.50	\$24.30
Production	\$19.39	\$18.28	\$18.85	\$20.24	\$17.37	\$19.02	\$21.23	\$15.73	\$18.85	\$22.87
Transportation and material moving	\$18.27	\$16.06	\$21.02	\$16.39	\$17.53	\$20.55	\$17.77	\$15.87	\$17.69	\$20.27

Table 11: Comparing Occupational Wages by Areas (Colorado, May 2017)

Your Job Category	Where You Work	Average Wage		Your Job Category	Where You Work	Average Wage	
		Hourly	Annual			Hourly	Annual
Management Occupations	Boulder, CO	\$67.48	\$140,353	Computer & Mathematical Occupations	Denver-Aurora-Lakewood, CO	\$46.61	\$96,940
	Denver-Aurora-Lakewood, CO	\$66.32	\$137,936		Boulder, CO	\$45.92	\$95,517
	Colorado	\$61.91	\$128,769		Colorado	\$45.79	\$95,241
	Greeley, CO	\$56.87	\$118,288		Colorado Springs, CO	\$45.38	\$94,400
	Colorado Springs, CO	\$55.65	\$115,758		Fort Collins, CO	\$43.76	\$91,030
	Fort Collins, CO	\$55.36	\$115,150		Northwest CO BOS Area	\$41.53	\$86,383
	Northwest CO BOS Area	\$48.15	\$100,157		Southwest CO BOS Area	\$37.82	\$78,672
	Pueblo, CO	\$47.65	\$99,106		Grand Junction, CO	\$35.26	\$73,345
	Grand Junction, CO	\$46.59	\$96,912		Greeley, CO	\$33.51	\$69,708
	Southwest CO BOS Area	\$44.34	\$92,225		Pueblo, CO	\$30.98	\$64,437
	Eastern & Southern CO BOS Area	\$38.86	\$80,838		Eastern & Southern CO BOS Area	\$28.34	\$58,948
Business & Financial Operations Occupations	Boulder, CO	\$40.39	\$84,005	Architecture & Engineering Occupations	Boulder, CO	\$47.31	\$98,409
	Denver-Aurora-Lakewood, CO	\$38.05	\$79,151		Denver-Aurora-Lakewood, CO	\$44.41	\$92,367
	Colorado	\$37.16	\$77,288		Colorado	\$43.46	\$90,390
	Colorado Springs, CO	\$35.50	\$73,830		Eastern & Southern CO BOS Area	\$41.82	\$86,977
	Greeley, CO	\$33.91	\$70,543		Greeley, CO	\$41.61	\$86,546
	Northwest CO BOS Area	\$33.72	\$70,129		Fort Collins, CO	\$40.90	\$85,073
	Fort Collins, CO	\$32.97	\$68,569		Pueblo, CO	\$39.67	\$82,507
	Southwest CO BOS Area	\$32.67	\$67,945		Colorado Springs, CO	\$39.16	\$81,450
	Grand Junction, CO	\$31.61	\$65,752		Southwest CO BOS Area	\$38.99	\$81,100
	Pueblo, CO	\$31.54	\$65,596		Northwest CO BOS Area	\$36.10	\$75,095
	Eastern & Southern CO BOS Area	\$29.03	\$60,378		Grand Junction, CO	\$34.30	\$71,341

continued on next page

Your Job Category	Where You Work	Average Wage		Your Job Category	Where You Work	Average Wage	
		Hourly	Annual			Hourly	Annual
Life, Physical, & Social Science Occupations	Boulder, CO	\$40.68	\$84,624	Education, Training & Library Occupations	Boulder, CO	\$29.82	\$62,017
	Denver-Aurora-Lakewood, CO	\$38.21	\$79,482		Denver-Aurora-Lakewood, CO	\$27.52	\$57,238
	Colorado	\$36.51	\$75,949		Fort Collins, CO	\$26.10	\$54,293
	Colorado Springs, CO	\$33.22	\$69,103		Colorado	\$25.88	\$53,827
	Fort Collins, CO	\$32.97	\$68,578		Greeley, CO	\$24.34	\$50,636
	Pueblo, CO	\$32.45	\$67,503		Pueblo, CO	\$24.05	\$50,028
	Grand Junction, CO	\$31.19	\$64,878		Northwest CO BOS Area	\$23.83	\$49,572
	Greeley, CO	\$31.16	\$64,811		Colorado Springs, CO	\$22.81	\$47,445
	Northwest CO BOS Area	\$28.69	\$59,682		Southwest CO BOS Area	\$21.46	\$44,629
	Eastern & Southern CO BOS Area	\$27.56	\$57,321		Grand Junction, CO	\$21.28	\$44,255
	Southwest CO BOS Area	\$26.75	\$55,644		Eastern & Southern CO BOS Area	\$18.59	\$38,677
Community & Social Services Occupations	Northwest CO BOS Area	\$25.20	\$52,415	Arts, Design, Entertainment, Sports & Media Occupations	Boulder, CO	\$27.66	\$57,529
	Fort Collins, CO	\$24.60	\$51,165		Denver-Aurora-Lakewood, CO	\$27.42	\$57,035
	Denver-Aurora-Lakewood, CO	\$24.40	\$50,752		Colorado	\$25.87	\$53,809
	Colorado Springs, CO	\$24.37	\$50,691		Northwest CO BOS Area	\$25.70	\$53,455
	Boulder, CO	\$24.27	\$50,473		Pueblo, CO	\$24.56	\$51,093
	Colorado	\$23.77	\$49,445		Colorado Springs, CO	\$24.38	\$50,716
	Pueblo, CO	\$22.71	\$47,234		Fort Collins, CO	\$22.65	\$47,116
	Greeley, CO	\$22.25	\$46,283		Greeley, CO	\$21.53	\$44,786
	Southwest CO BOS Area	\$22.20	\$46,167		Eastern & Southern CO BOS Area	\$18.91	\$39,327
	Grand Junction, CO	\$21.18	\$44,061		Southwest CO BOS Area	\$18.64	\$38,768
Eastern & Southern CO BOS Area	\$19.31	\$40,164	Grand Junction, CO	\$18.60	\$38,698		
Legal Occupations	Denver-Aurora-Lakewood, CO	\$54.67	\$113,711	Healthcare Practitioners & Technical Occupations	Boulder, CO	\$42.12	\$87,618
	Colorado	\$51.97	\$108,104		Denver-Aurora-Lakewood, CO	\$41.15	\$85,593
	Fort Collins, CO	\$48.26	\$100,374		Northwest CO BOS Area	\$41.06	\$85,407
	Northwest CO BOS Area	\$43.82	\$91,151		Colorado	\$40.03	\$83,270
	Colorado Springs, CO	\$43.35	\$90,173		Fort Collins, CO	\$39.55	\$82,255
	Greeley, CO	\$39.01	\$81,142		Colorado Springs, CO	\$38.71	\$80,514
	Pueblo, CO	\$37.69	\$78,392		Grand Junction, CO	\$38.39	\$79,858
	Southwest CO BOS Area	\$36.17	\$75,239		Pueblo, CO	\$37.36	\$77,714
	Grand Junction, CO	\$36.02	\$74,930		Southwest CO BOS Area	\$36.95	\$76,846
	Eastern & Southern CO BOS Area	\$36.02	\$74,921		Greeley, CO	\$36.75	\$76,433
	Boulder, CO	NA	NA		Eastern & Southern CO BOS Area	\$32.88	\$68,389

continued on next page

Your Job Category	Where You Work	Average Wage		Your Job Category	Where You Work	Average Wage	
		Hourly	Annual			Hourly	Annual
Healthcare Support Occupations	Boulder, CO	\$18.16	\$37,768	Building & Grounds Cleaning & Maintenance Occupations	Northwest CO BOS Area	\$16.30	\$33,902
	Northwest CO BOS Area	\$17.28	\$35,935		Boulder, CO	\$15.75	\$32,753
	Denver-Aurora-Lakewood, CO	\$17.23	\$35,843		Fort Collins, CO	\$14.62	\$30,408
	Colorado	\$16.51	\$34,334		Denver-Aurora-Lakewood, CO	\$14.54	\$30,250
	Fort Collins, CO	\$16.27	\$33,834		Southwest CO BOS Area	\$14.49	\$30,136
	Colorado Springs, CO	\$15.43	\$32,095		Colorado	\$14.46	\$30,072
	Greeley, CO	\$15.40	\$32,039		Grand Junction, CO	\$13.96	\$29,036
	Southwest CO BOS Area	\$15.12	\$31,443		Pueblo, CO	\$13.51	\$28,107
	Grand Junction, CO	\$14.67	\$30,513		Greeley, CO	\$13.46	\$28,001
	Pueblo, CO	\$14.55	\$30,272		Colorado Springs, CO	\$13.02	\$27,082
	Eastern & Southern CO BOS Area	\$14.12	\$29,376		Eastern & Southern CO BOS Area	\$12.51	\$26,011
Protective Service Occupations	Boulder, CO	\$26.87	\$55,886	Personal Care & Service Occupations	Boulder, CO	\$17.75	\$36,914
	Greeley, CO	\$24.59	\$51,150		Northwest CO BOS Area	\$15.88	\$33,039
	Denver-Aurora-Lakewood, CO	\$23.70	\$49,304		Fort Collins, CO	\$14.78	\$30,742
	Pueblo, CO	\$23.46	\$48,800		Greeley, CO	\$14.40	\$29,948
	Colorado	\$23.26	\$48,377		Colorado	\$14.27	\$29,690
	Northwest CO BOS Area	\$23.13	\$48,120		Denver-Aurora-Lakewood, CO	\$14.10	\$29,336
	Southwest CO BOS Area	\$22.98	\$47,792		Colorado Springs, CO	\$13.92	\$28,951
	Grand Junction, CO	\$22.17	\$46,123		Southwest CO BOS Area	\$13.19	\$27,436
	Fort Collins, CO	\$21.97	\$45,690		Eastern & Southern CO BOS Area	\$12.25	\$25,474
	Colorado Springs, CO	\$21.94	\$45,634		Pueblo, CO	\$12.19	\$25,361
	Eastern & Southern CO BOS Area	\$19.97	\$41,539		Grand Junction, CO	\$11.83	\$24,614
Food Preparation & Serving Related Occupations	Northwest CO BOS Area	\$13.87	\$28,848	Sales & Related Occupations	Boulder, CO	\$24.64	\$51,254
	Boulder, CO	\$13.18	\$27,405		Denver-Aurora-Lakewood, CO	\$23.53	\$48,950
	Fort Collins, CO	\$12.38	\$25,755		Colorado	\$21.90	\$45,553
	Colorado	\$12.31	\$25,614		Greeley, CO	\$21.18	\$44,047
	Denver-Aurora-Lakewood, CO	\$12.28	\$25,547		Colorado Springs, CO	\$19.90	\$41,387
	Colorado Springs, CO	\$12.12	\$25,213		Fort Collins, CO	\$19.03	\$39,573
	Southwest CO BOS Area	\$11.90	\$24,755		Northwest CO BOS Area	\$18.99	\$39,491
	Eastern & Southern CO BOS Area	\$11.40	\$23,702		Grand Junction, CO	\$18.70	\$38,897
	Greeley, CO	\$11.35	\$23,609		Southwest CO BOS Area	\$16.32	\$33,955
	Grand Junction, CO	\$11.26	\$23,415		Eastern & Southern CO BOS Area	\$16.14	\$33,576
	Pueblo, CO	\$11.10	\$23,091		Pueblo, CO	\$15.66	\$32,569

continued on next page

Your Job Category	Where You Work	Average Wage		Your Job Category	Where You Work	Average Wage	
		Hourly	Annual			Hourly	Annual
Office & Administrative Support Occupations	Denver-Aurora-Lakewood, CO	\$20.02	\$41,640	Installation, Maintenance, & Repair Occupations	Denver-Aurora-Lakewood, CO	\$25.17	\$52,352
	Boulder, CO	\$19.65	\$40,864		Northwest CO BOS Area	\$24.30	\$50,534
	Northwest CO BOS Area	\$19.45	\$40,465		Colorado	\$24.21	\$50,348
	Colorado	\$19.05	\$39,632		Greeley, CO	\$24.11	\$50,147
	Fort Collins, CO	\$18.02	\$37,472		Boulder, CO	\$23.70	\$49,300
	Greeley, CO	\$17.36	\$36,110		Fort Collins, CO	\$23.52	\$48,915
	Colorado Springs, CO	\$17.31	\$35,995		Southwest CO BOS Area	\$22.50	\$46,791
	Southwest CO BOS Area	\$17.13	\$35,636		Colorado Springs, CO	\$22.47	\$46,747
	Grand Junction, CO	\$16.51	\$34,335		Pueblo, CO	\$22.27	\$46,331
	Pueblo, CO	\$16.34	\$33,982		Grand Junction, CO	\$22.00	\$45,769
	Eastern & Southern CO BOS Area	\$16.27	\$33,852		Eastern & Southern CO BOS Area	\$21.09	\$43,877
Farming, Fishing, & Forestry Occupations	Northwest CO BOS Area	\$17.90	\$37,227	Production Occupations	Northwest CO BOS Area	\$22.87	\$47,572
	Fort Collins, CO	\$15.57	\$32,395		Pueblo, CO	\$21.23	\$44,156
	Southwest CO BOS Area	\$15.57	\$32,393		Fort Collins, CO	\$20.24	\$42,099
	Colorado Springs, CO	\$15.41	\$32,062		Boulder, CO	\$19.39	\$40,321
	Greeley, CO	\$15.41	\$32,062		Greeley, CO	\$19.02	\$39,570
	Boulder, CO	\$15.39	\$32,019		Colorado	\$18.99	\$39,507
	Colorado	\$14.40	\$29,956		Denver-Aurora-Lakewood, CO	\$18.85	\$39,212
	Denver-Aurora-Lakewood, CO	\$13.64	\$28,371		Southwest CO BOS Area	\$18.85	\$39,208
	Eastern & Southern CO BOS Area	\$13.02	\$27,079		Colorado Springs, CO	\$18.28	\$38,032
	Pueblo, CO	\$12.87	\$26,773		Grand Junction, CO	\$17.37	\$36,132
	Grand Junction, CO	\$12.33	\$25,646		Eastern & Southern CO BOS Area	\$15.73	\$32,713
Construction & Extraction Occupations	Denver-Aurora-Lakewood, CO	\$23.69	\$49,269	Transportation & Material Moving Occupations	Denver-Aurora-Lakewood, CO	\$21.02	\$43,716
	Grand Junction, CO	\$23.60	\$49,094		Greeley, CO	\$20.55	\$42,753
	Boulder, CO	\$23.46	\$48,801		Northwest CO BOS Area	\$20.27	\$42,161
	Northwest CO BOS Area	\$23.43	\$48,730		Colorado	\$19.75	\$41,081
	Colorado	\$23.10	\$48,040		Boulder, CO	\$18.27	\$38,005
	Southwest CO BOS Area	\$22.89	\$47,602		Pueblo, CO	\$17.77	\$36,972
	Fort Collins, CO	\$22.74	\$47,302		Southwest CO BOS Area	\$17.69	\$36,789
	Greeley, CO	\$22.26	\$46,296		Grand Junction, CO	\$17.53	\$36,459
	Colorado Springs, CO	\$21.61	\$44,942		Fort Collins, CO	\$16.39	\$34,092
	Pueblo, CO	\$20.73	\$43,128		Colorado Springs, CO	\$16.06	\$33,415
	Eastern & Southern CO BOS Area	\$19.99	\$41,578		Eastern & Southern CO BOS Area	\$15.87	\$33,009

Regional Employment Distribution in Major Occupational and Industry Groups

The top five occupational groups and industry sectors (by employment) for each MSA and BOS area are shown in figures 6a-j and 7a-j, respectively. Employment distribution and average hourly wages for major occupational and industry groups for each MSA and BOS area are shown in figures 8 through 17. Percentile wages for major industry groups in each region are included in tables 13 through 22.

The **office and administrative support, sales and related, and food preparation and serving-related** occupational groups were consistently included in the top five occupational groups for all areas. **Education, training, and library** and **construction and extraction** occupations also ranked relatively high in employment across multiple areas. Occupations that consistently have relatively lower employment across most regions include **farming, fishing, and forestry; legal; community and social services; life, physical, and social sciences; and arts, design, entertainment, sports, and media.**

Figure 6 a. Boulder MSA
Top 5 Occupational Groups, 2017

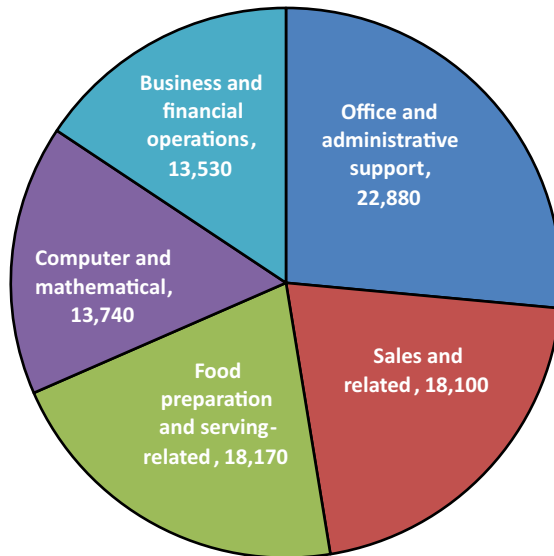


Figure 6 b. Colorado Springs MSA
Top 5 Occupational Groups, 2017

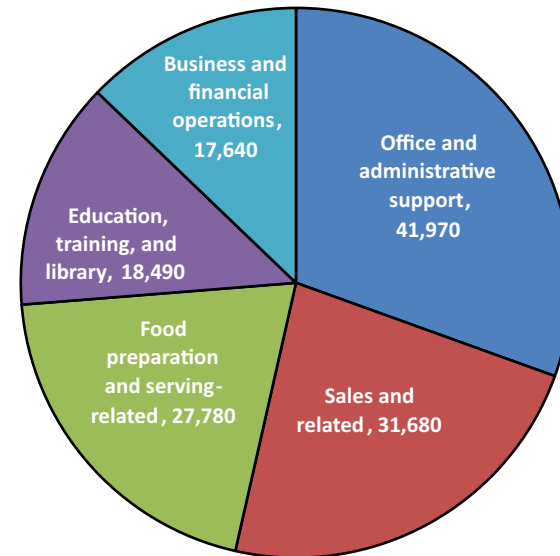


Figure 6 c. Denver-Aurora-Lakewood MSA
Top 5 Occupational Groups, 2017

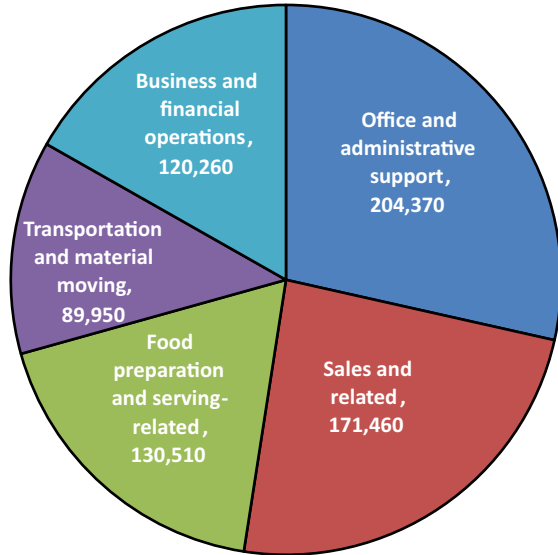


Figure 6 d. Fort Collins-Loveland MSA
Top 5 Occupational Groups, 2017

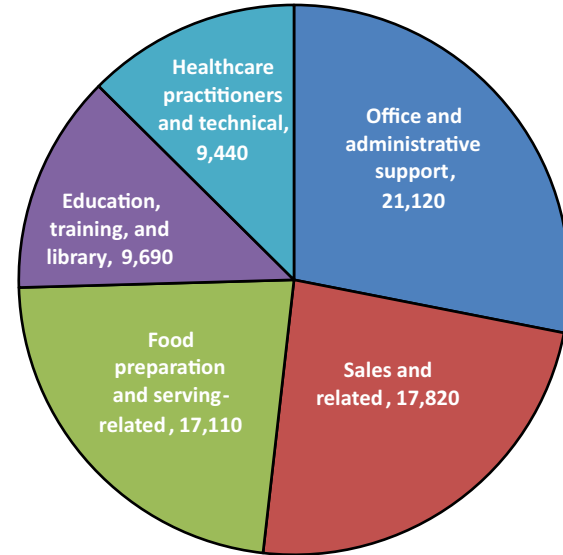


Figure 6 e. Grand Junction MSA
Top 5 Occupational Groups, 2017

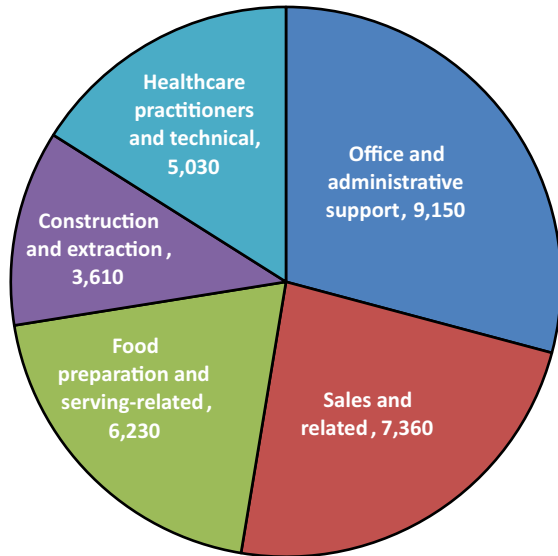


Figure 6 f. Greeley MSA
Top 5 Occupational Groups, 2017

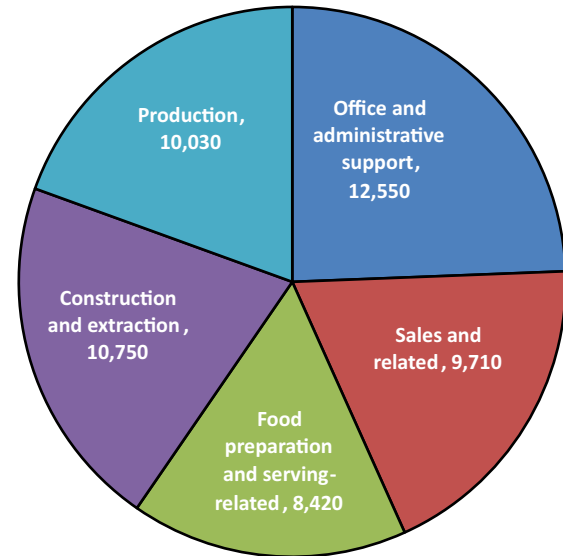


Figure 6 g. Pueblo MSA
Top 5 Occupational Groups, 2017

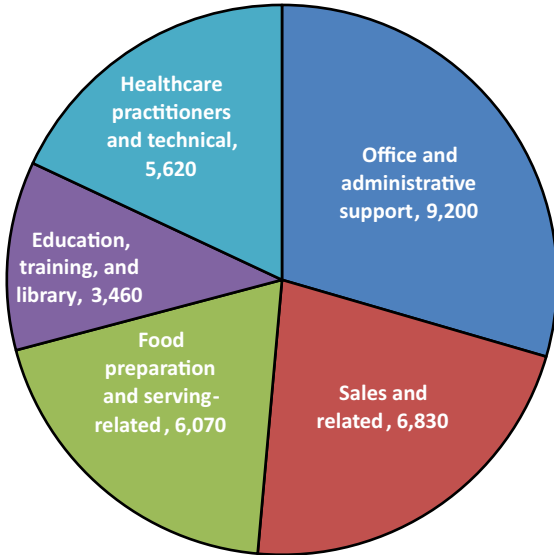


Figure 6 h. Eastern & Southern Colorado
Top 5 Occupational Groups, 2017

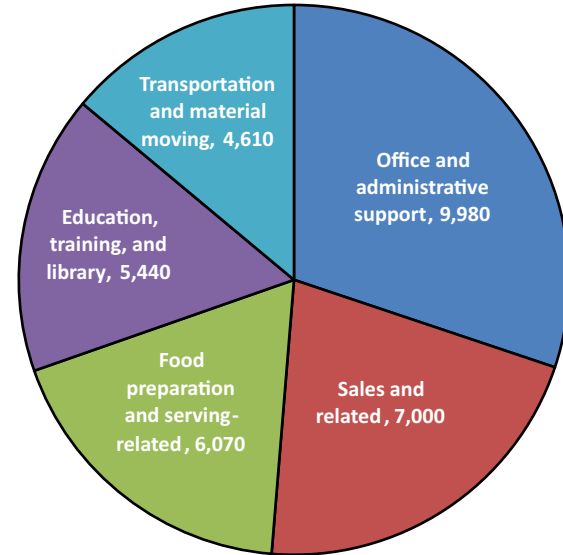


Figure 6 i. Southwest Colorado
Top 5 Occupational Groups, 2017

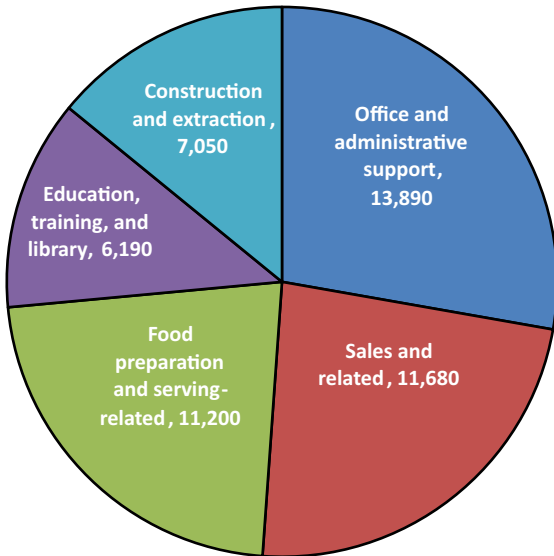
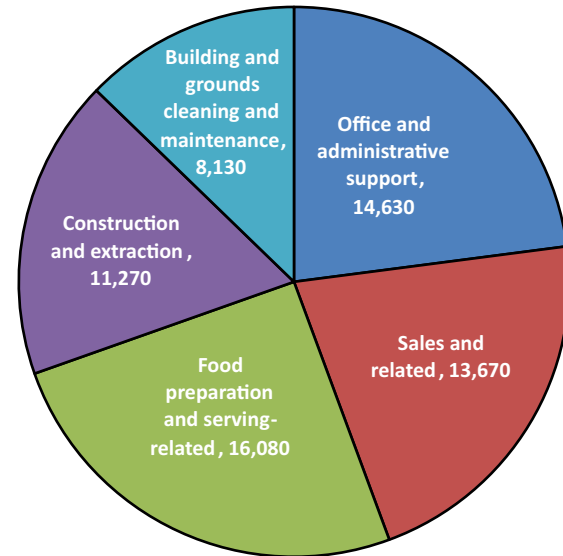


Figure 6 j. Northwest Colorado
Top 5 Occupational Groups, 2017



With regard to major industry sectors, **retail trade, health care and social assistance, educational services, and accommodation and food services** are consistently among the top five employers in most if not all Colorado regions. **Public administration** is a relatively more important employer in the three BOS areas than in the seven MSAs and is the largest industry in terms of employment in the Eastern and Southern Colorado and Southwest Colorado BOS areas, partly due to the presence of correctional facilities in these locations. The **manufacturing** industry is one of the top five employers in the Boulder, Fort Collins-Loveland, and Greeley MSAs.

Industries employing relatively fewer workers in most areas include **utilities, management of companies and enterprises, and agriculture, forestry, fishing, and hunting**. Industries for which employment is relatively more prominent (in the top ten) in just one or two areas include **mining** in the Greeley MSA and **real estate and rental and leasing** in the Northwest Colorado BOS area.

Figure 7 a. Boulder MSA Top 5 Industry Sectors, 2017

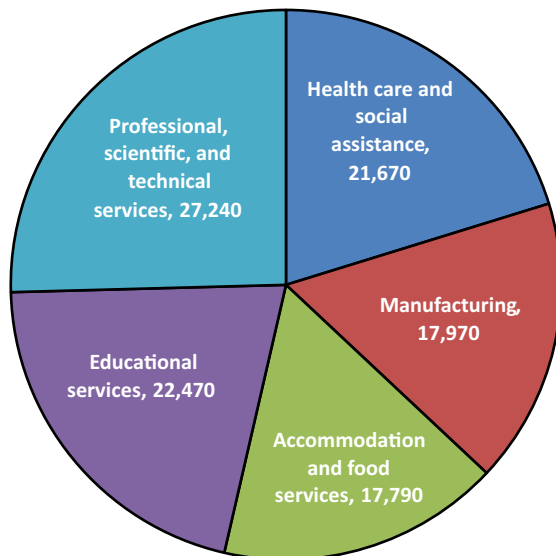


Figure 7 b. Colorado Springs MSA Top 5 Industry Sectors, 2017

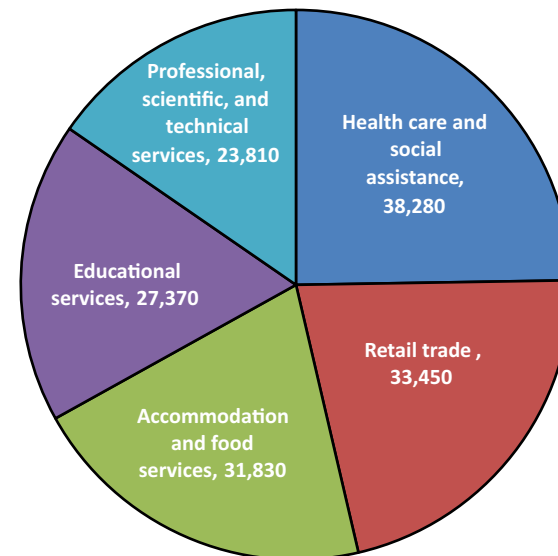


Figure 7 c. Denver-Aurora-Lakewood MSA Top 5 Industry Sectors, 2017

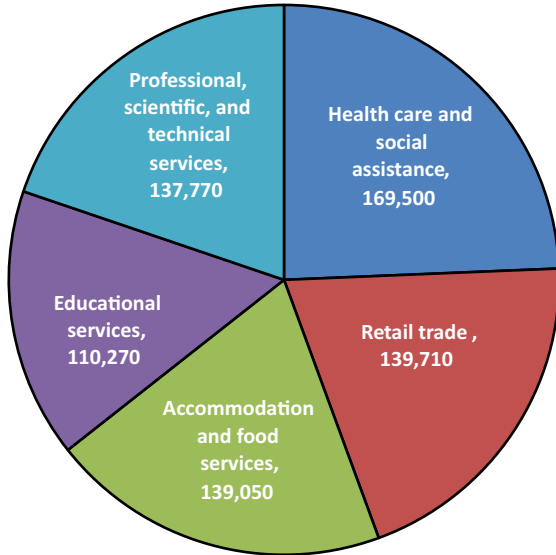


Figure 7 d. Fort Collins-Loveland MSA Top 5 Industry Sectors, 2017

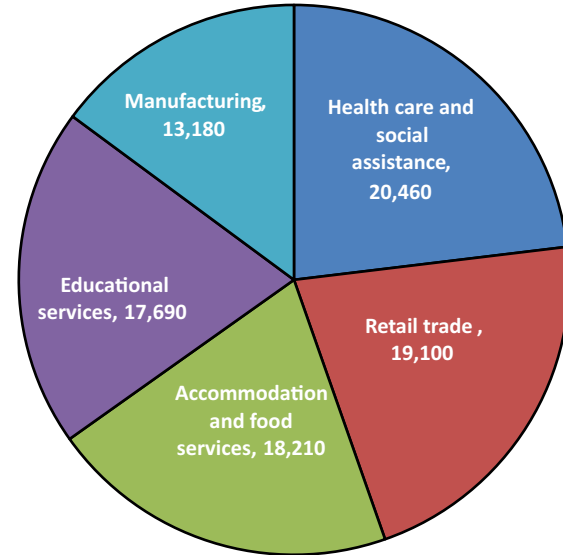


Figure 7 e. Grand Junction MSA Top 5 Industry Sectors, 2017

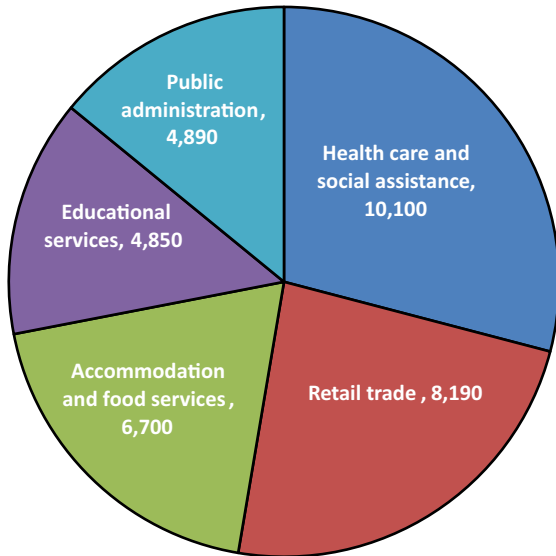


Figure 7 f. Greeley MSA Top 5 Industry Sectors, 2017

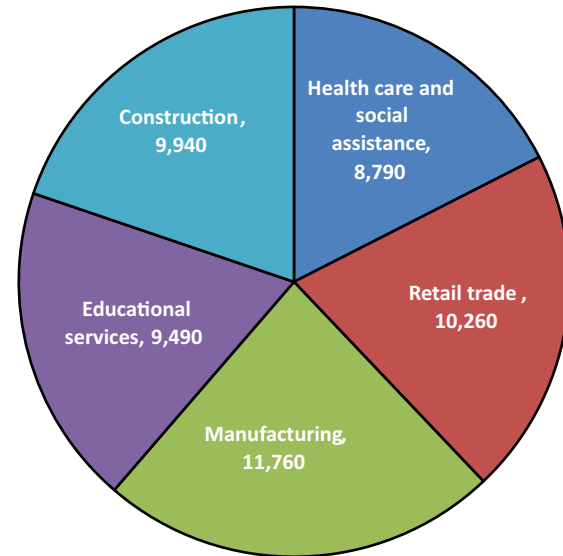


Figure 7 g. Pueblo MSA Top 5 Industry Sectors, 2017

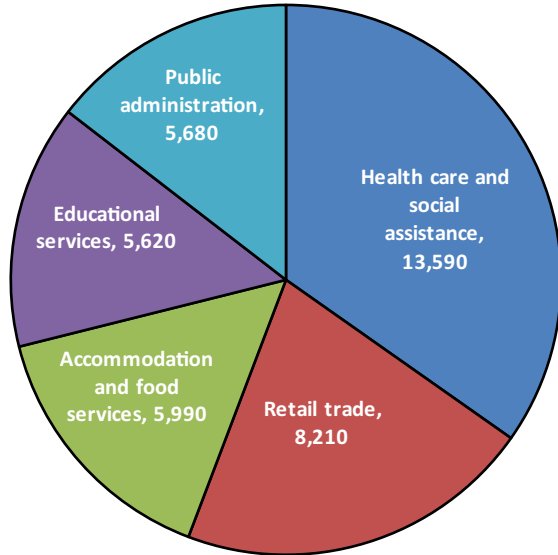


Figure 7 h. Eastern & Southern Colorado Top 5 Industry Sectors, 2017

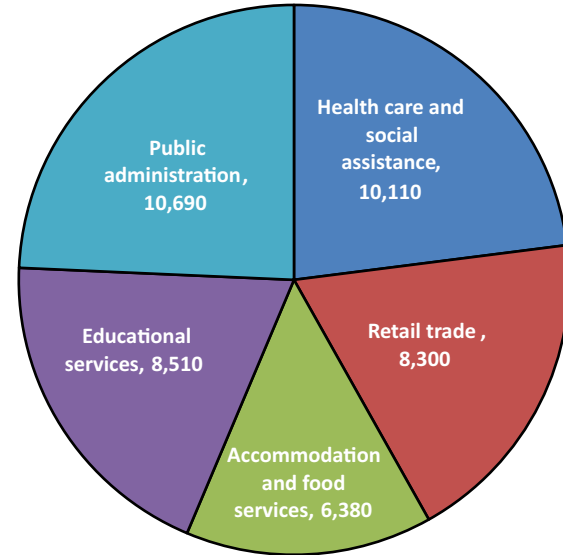


Figure 7 i. Southwest Colorado Top 5 Industry Sectors, 2017

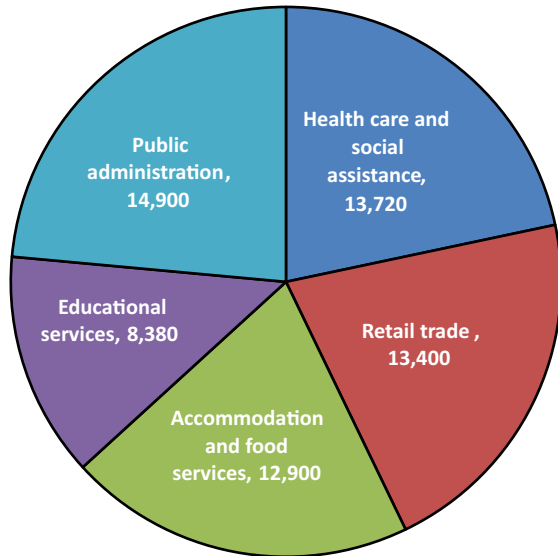
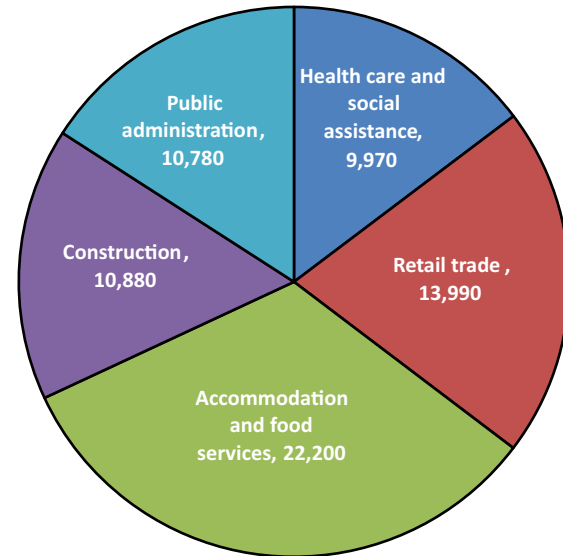


Figure 7 j. Northwest Colorado Top 5 Industry Sectors, 2017



State and Regional Location Quotients (LQs)

Location quotients in OES describe the concentration of an occupation in a specific area relative to the nation as a whole. Reflecting the importance of the extraction industry and the presence of national atmospheric and environmental laboratories, the State of Colorado has higher than expected concentrations of mining occupations (**mining and geological engineers, hydrologists, cartographers and photogrammetrists, geoscientists, rotary drill operators,**

wellhead pumpers, geological and petroleum technicians, service unit operators, roustabouts, and petroleum engineers) in addition to **atmospheric and space scientists, astronomers, conservation scientists, physicists, environmental scientists and specialists, and aerospace engineers** (location quotients ranging from 2.01 to 7.36).

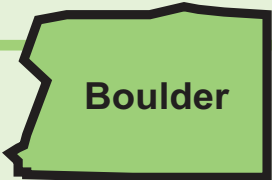
The ten occupations with the highest location quotients statewide and in each region are shown in Table 12a and 12b.

Table 12a: Statewide Location Quotients (Colorado, May 2017)

Area	SOC CODE	SOC TITLE	EMPLOYMENT	LQ
Colorado	19-2021	Atmospheric and space scientists	1,180	7.36
	17-2151	Mining and geological engineers, including mining safety engineers	620	5.60
	19-2043	Hydrologists	520	4.55
	17-1021	Cartographers and photogrammetrists	870	4.26
	43-3099	Financial clerks, all other	2,240	3.87
	27-2023	Umpires, referees, and other sports officials	1,270	3.80
	19-2011	Astronomers	140	3.78
	19-2042	Geoscientists, except hydrologists and geographers	1,900	3.72
	43-4199	Information and record clerks, all other	10,420	3.61
	47-5012	Rotary drill operators, oil and gas	990	3.59

Table 12b: Regional Location Quotients (Colorado, May 2017)

Area	SOC CODE	SOC TITLE	EMPLOYMENT	LQ	Area	SOC CODE	SOC TITLE	EMPLOYMENT	LQ
Boulder, CO	19-2012	Physicists	820	39.32	Colorado Springs, CO	21-2099	Religious workers, all other	180	11.66
	19-2042	Geoscientists, except hydrologists and geographers	430	12.12		27-4099	Media and communication equipment workers, all other	230	6.15
	17-2061	Computer hardware engineers	940	11.23		17-2061	Computer hardware engineers	670	5.17
	17-3021	Aerospace engineering and operations technicians	150	9.96		25-1111	Criminal justice and law enforcement teachers, postsecondary	120	4.34
	19-2041	Environmental scientists and specialists, including health	1,000	9.75		41-9021	Real estate brokers	330	4.28
	19-1021	Biochemists and biophysicists	270	8.01		11-9039	Education administrators, all other	290	4.19
	17-2011	Aerospace engineers	620	7.51		43-4199	Information and record clerks, all other	1,210	3.88
	19-2043	Hydrologists	60	7.28		15-1122	Information security analysts	750	3.69
	25-1062	Area, ethnic, and cultural studies teachers, postsecondary	80	6.17		43-3041	Gaming cage workers	100	3.05
	17-2072	Electronics engineers, except computer	1,000	5.92		15-1199	Computer occupations, all other	1,790	2.94
Denver-Aurora-Lakewood, CO	17-2151	Mining and geological engineers, including mining safety engineers	410	6.62	Fort Collins, CO	19-1031	Conservation scientists	690	28.78
	17-1021	Cartographers and photogrammetrists	630	5.42		19-1013	Soil and plant scientists	160	10.24
	43-3099	Financial clerks, all other	1,670	5.11		19-1032	Foresters	80	8.84
	51-8099	Plant and system operators, all other	570	4.59		19-1022	Microbiologists	200	8.36
	53-6099	Transportation workers, all other	1,760	4.52		51-2031	Engine and other machine assemblers	310	7.57
	19-2043	Hydrologists	270	4.18		17-2061	Computer hardware engineers	450	6.23
	19-2042	Geoscientists, except hydrologists and geographers	1,160	4.02		19-1023	Zoologists and wildlife biologists	120	6.00
	43-4199	Information and record clerks, all other	6,260	3.84		17-3026	Industrial engineering technicians	390	5.57
	19-3092	Geographers	50	3.61		43-4199	Information and record clerks, all other	820	4.71
	19-1041	Epidemiologists	250	3.56		19-1029	Biological scientists, all other	180	4.34
Grand Junction, CO	47-5071	Roustabouts, oil and gas	330	16.52	Greeley, CO	47-5013	Service unit operators, oil, gas, and mining	820	30.51
	47-5013	Service unit operators, oil, gas, and mining	210	12.59		47-5071	Roustabouts, oil and gas	970	29.52
	33-9091	Crossing guards	210	6.42		47-5099	Extraction workers, all other	70	21.56
	51-9122	Painters, transportation equipment	130	5.73		53-7072	Pump operators, except wellhead pumpers	120	15.35
	17-1022	Surveyors	80	4.63		37-2019	Building cleaning workers, all other	150	14.73
	19-2042	Geoscientists, except hydrologists and geographers	50	4.18		49-2021	Radio, cellular, and tower equipment installers and repairers	90	8.57
	43-4031	Court, municipal, and license clerks	230	4.18		51-9012	Separating, filtering, clarifying, precipitating, and still machine setters, operators, and tenders	250	7.48
	19-1031	Conservation scientists	40	4.14		51-4072	Molding, coremaking, and casting machine setters, operators, and tenders, metal and plastic	690	6.49
	43-4199	Information and record clerks, all other	270	4.04		17-2171	Petroleum engineers	140	6.30
	41-9099	Sales and related workers, all other	150	3.74		49-3092	Recreational vehicle service technicians	60	5.75
Pueblo, CO	41-9041	Telemarketers	850	10.69	Eastern & Southern CO BOS Area	49-9081	Wind turbine service technicians	50	25.70
	29-2053	Psychiatric technicians	280	9.83		45-2041	Graders and sorters, agricultural products	460	24.68
	43-3099	Financial clerks, all other	70	5.30		49-3041	Farm equipment mechanics and service technicians	240	14.82
	31-2011	Occupational therapy assistants	80	4.78		45-2011	Agricultural inspectors	100	14.79
	43-3011	Bill and account collectors	490	4.30		45-2093	Farmworkers, farm, ranch, and aquacultural animals	200	12.10
	21-1023	Mental health and substance abuse social workers	200	4.19		53-3011	Ambulance drivers and attendants, except emergency medical technicians	90	12.00
	43-4031	Court, municipal, and license clerks	210	3.69		51-8013	Power plant operators	140	9.03
	33-3012	Correctional officers and jailers	650	3.64		47-5011	Derrick operators, oil and gas	40	7.87
	35-2012	Cooks, institution and cafeteria	580	3.40		11-9131	Postmasters and mail superintendents	50	7.79
	21-1018	Substance abuse, behavioral disorder, and mental health counselors	340	3.31		53-7011	Conveyor operators and tenders	100	7.73
Southwest CO BOS Area	47-5061	Roof bolters, mining	60	26.38	Northwest CO BOS Area	37-3019	Grounds maintenance workers, all other	180	17.25
	47-5051	Rock splitters, quarry	80	25.98		19-4093	Forest and conservation technicians	340	13.56
	53-7033	Loading machine operators, underground mining	30	20.69		45-2093	Farmworkers, farm, ranch, and aquacultural animals	310	10.83
	19-4093	Forest and conservation technicians	340	16.26		51-8099	Plant and system operators, all other	100	10.14
	47-5041	Continuous mining machine operators	120	14.91		17-2151	Mining and geological engineers, including mining safety engineers	40	8.84
	19-3091	Anthropologists and archeologists	60	13.15		39-6012	Concierges	230	8.01
	17-2151	Mining and geological engineers, including mining safety engineers	50	12.83		47-2044	Tile and marble setters	250	8.00
	51-8099	Plant and system operators, all other	90	11.03		39-6011	Baggage porters and bellhops	270	7.81
	33-1011	First-line supervisors of correctional officers	210	7.37		49-3091	Bicycle repairers	80	7.68
	33-3012	Correctional officers and jailers	2,120	7.24		11-9081	Lodging managers	220	7.32



Boulder

Boulder MSA

Figure 8a. Employment Distribution and Average Hourly Wage in Major Occupational Groups (Boulder Metropolitan Statistical Area, May 2017)

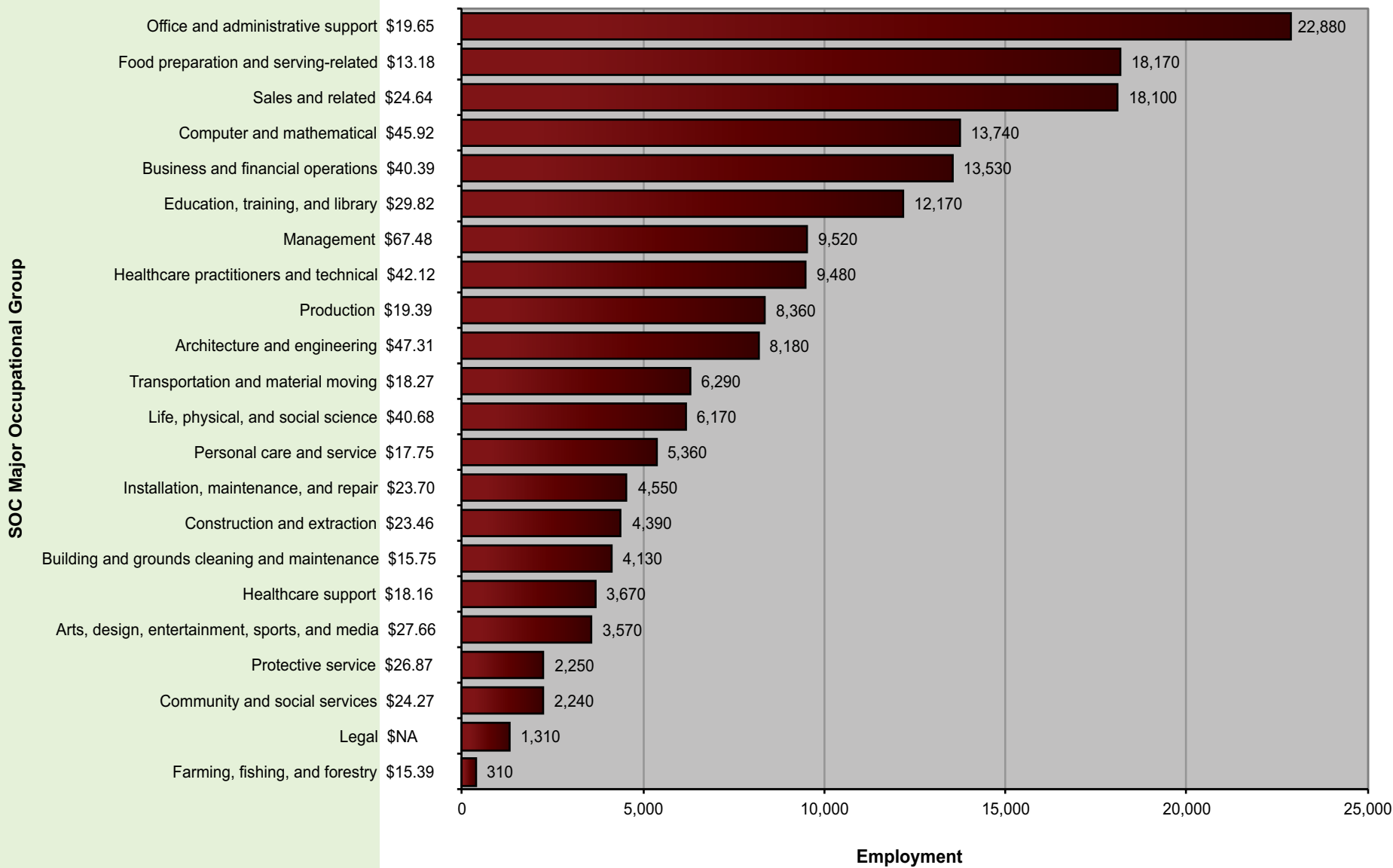


Figure 8b. Employment Distribution and Average Hourly Wage in Major Industry Groups (Boulder Metropolitan Statistical Area, May 2017)

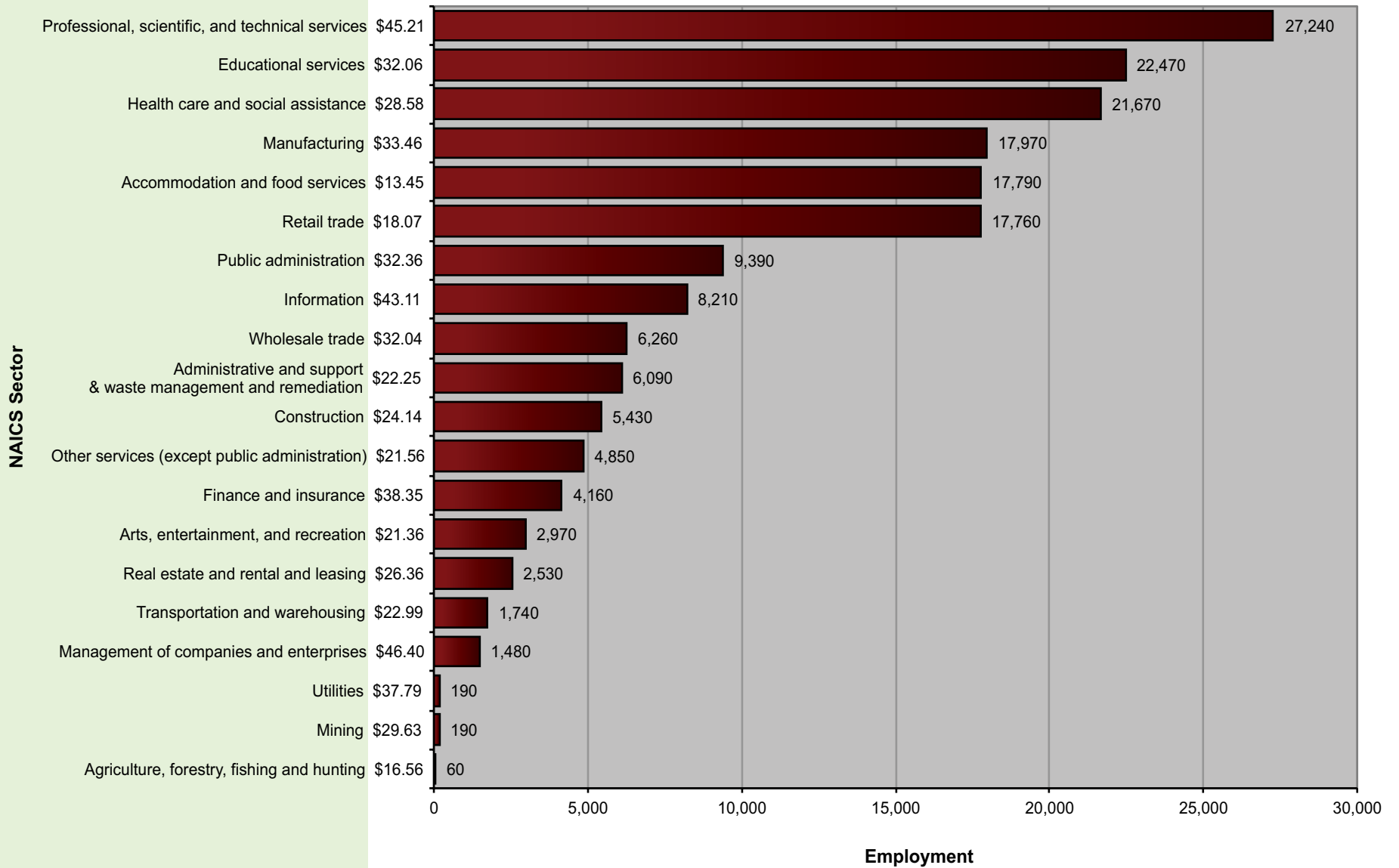


Table 13. Percentile Wages by Industry (Boulder MSA, May 2017)

NAICS Sector	Average Hourly	Average Annual	PRSE*	10 th Percentile Hourly	10 th Percentile Annual	25 th Percentile Hourly	25 th Percentile Annual	Median Hourly	Median Annual	75 th Percentile Hourly	75 th Percentile Annual	90 th Percentile Hourly	90 th Percentile Annual
Information	\$43.11	\$89,662	3.83	\$19.38	\$40,302	\$27.16	\$56,486	\$39.14	\$81,417	\$56.11	\$116,705	\$72.66	\$151,132
Professional, scientific, and technical services	\$45.21	\$94,043	2.29	\$16.12	\$33,530	\$25.00	\$51,999	\$38.83	\$80,765	\$59.20	\$123,144	\$79.97	\$166,342
Management of companies and enterprises	\$46.40	\$96,518	4.56	\$17.21	\$35,798	\$24.19	\$50,306	\$37.80	\$78,622	\$59.91	\$124,603	\$87.23	\$181,438
Utilities	\$37.79	\$78,606	3.21	\$26.43	\$54,983	\$29.99	\$62,380	\$37.28	\$77,553	\$44.72	\$93,018	\$49.56	\$103,093
Public administration	\$32.36	\$67,318	5.23	\$12.11	\$25,190	\$19.54	\$40,640	\$28.24	\$58,745	\$40.99	\$85,256	\$60.38	\$125,594
Educational services	\$32.06	\$66,691	4.62	\$14.09	\$29,305	\$19.40	\$40,347	\$27.90	\$58,031	\$39.24	\$81,609	\$54.97	\$114,341
Finance and insurance	\$38.35	\$79,777	6.77	\$13.25	\$27,568	\$17.82	\$37,062	\$26.43	\$54,979	\$47.38	\$98,557	\$82.55	\$171,712
Manufacturing	\$33.46	\$69,605	4.75	\$12.20	\$25,371	\$16.28	\$33,855	\$26.03	\$54,142	\$44.08	\$91,692	\$67.73	\$140,870
Mining	\$29.63	\$61,626	16.94	\$14.75	\$30,679	\$18.27	\$38,007	\$25.98	\$54,040	\$29.84	\$62,077	\$41.36	\$86,037
Wholesale trade	\$32.04	\$66,634	4.78	\$11.24	\$23,377	\$15.86	\$32,989	\$23.71	\$49,306	\$38.80	\$80,711	\$61.15	\$127,184
Construction	\$24.14	\$50,215	1.92	\$13.82	\$28,741	\$17.16	\$35,690	\$22.24	\$46,250	\$28.73	\$59,753	\$37.72	\$78,466
Health care and social assistance	\$28.58	\$59,450	2.72	\$11.99	\$24,944	\$14.98	\$31,160	\$21.71	\$45,151	\$34.40	\$71,551	\$48.16	\$100,173
Transportation and warehousing	\$22.99	\$47,826	3.34	\$13.00	\$27,050	\$16.07	\$33,423	\$20.08	\$41,757	\$28.77	\$59,846	\$32.80	\$68,219
Real estate and rental and leasing	\$26.36	\$54,825	5.2	\$11.57	\$24,066	\$14.30	\$29,735	\$19.55	\$40,665	\$32.90	\$68,437	\$49.75	\$103,490
Other services (except public administration)	\$21.56	\$44,837	3.82	\$9.56	\$19,878	\$12.30	\$25,575	\$18.01	\$37,453	\$27.51	\$57,216	\$36.34	\$75,582
Administrative and support and waste management and remediation services	\$22.25	\$46,289	4.57	\$10.59	\$22,025	\$13.06	\$27,162	\$17.15	\$35,669	\$24.73	\$51,443	\$38.09	\$79,220
Arts, entertainment, and recreation	\$21.36	\$44,430	5.56	\$9.47	\$19,692	\$10.68	\$22,218	\$15.15	\$31,521	\$27.17	\$56,517	\$37.91	\$78,857
Agriculture, forestry, fishing and hunting	\$16.56	\$34,437	5.21	\$10.57	\$21,996	\$12.30	\$25,578	\$14.37	\$29,895	\$18.40	\$38,276	\$24.99	\$51,975
Retail trade	\$18.07	\$37,590	2.93	\$9.59	\$19,942	\$10.82	\$22,496	\$13.84	\$28,783	\$19.82	\$41,230	\$29.67	\$61,717
Accommodation and food services	\$13.45	\$27,966	2.3	\$9.36	\$19,467	\$9.58	\$19,916	\$11.52	\$23,964	\$14.80	\$30,779	\$20.10	\$41,805



Colorado Springs MSA

Figure 9a. Employment Distribution and Average Hourly Wage in Major Occupational Groups (Colorado Springs Metropolitan Statistical Area, May 2017)

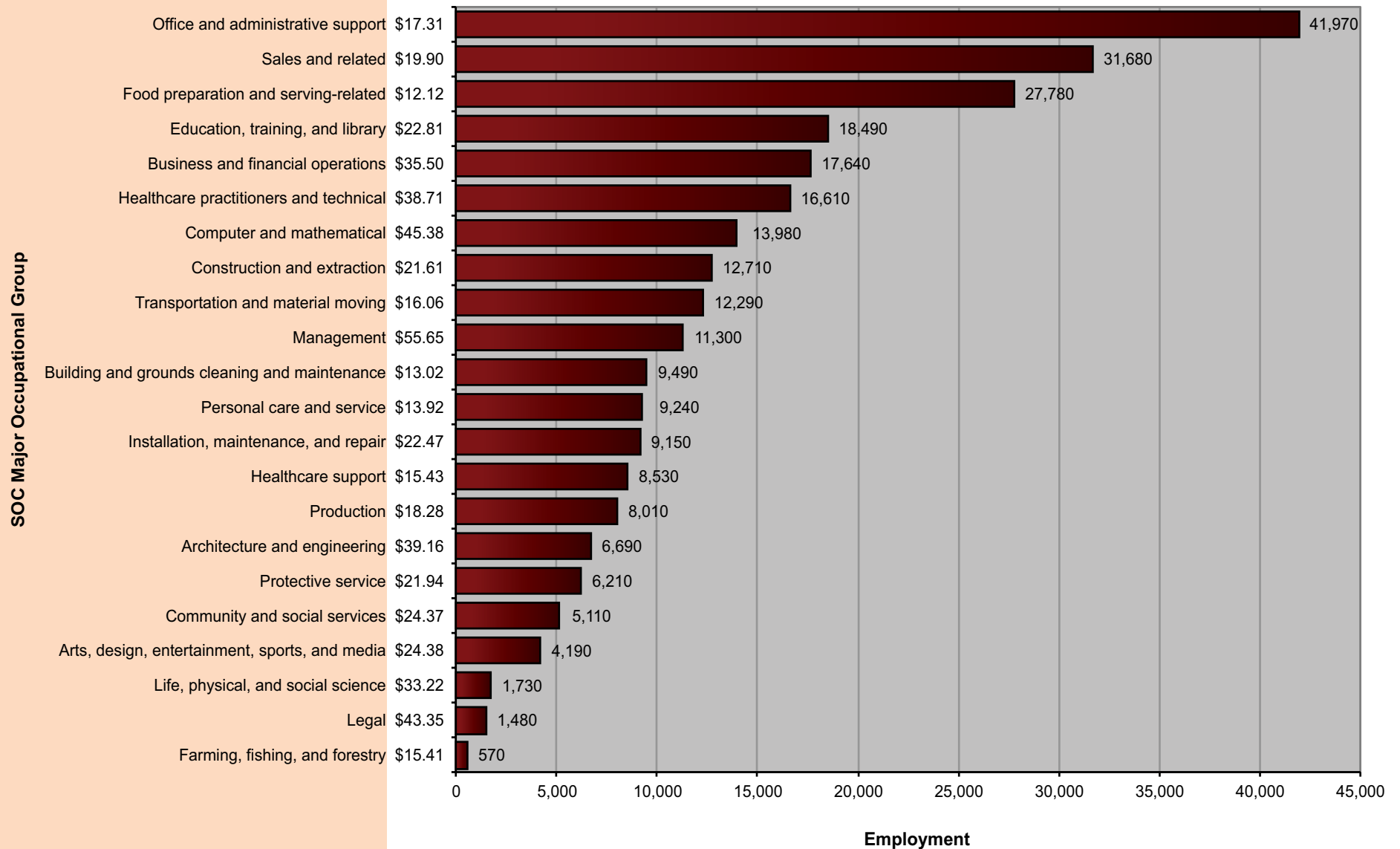


Figure 9b. Employment Distribution and Average Hourly Wage in Major Industry Groups (Colorado Springs Metropolitan Statistical Area, May 2017)

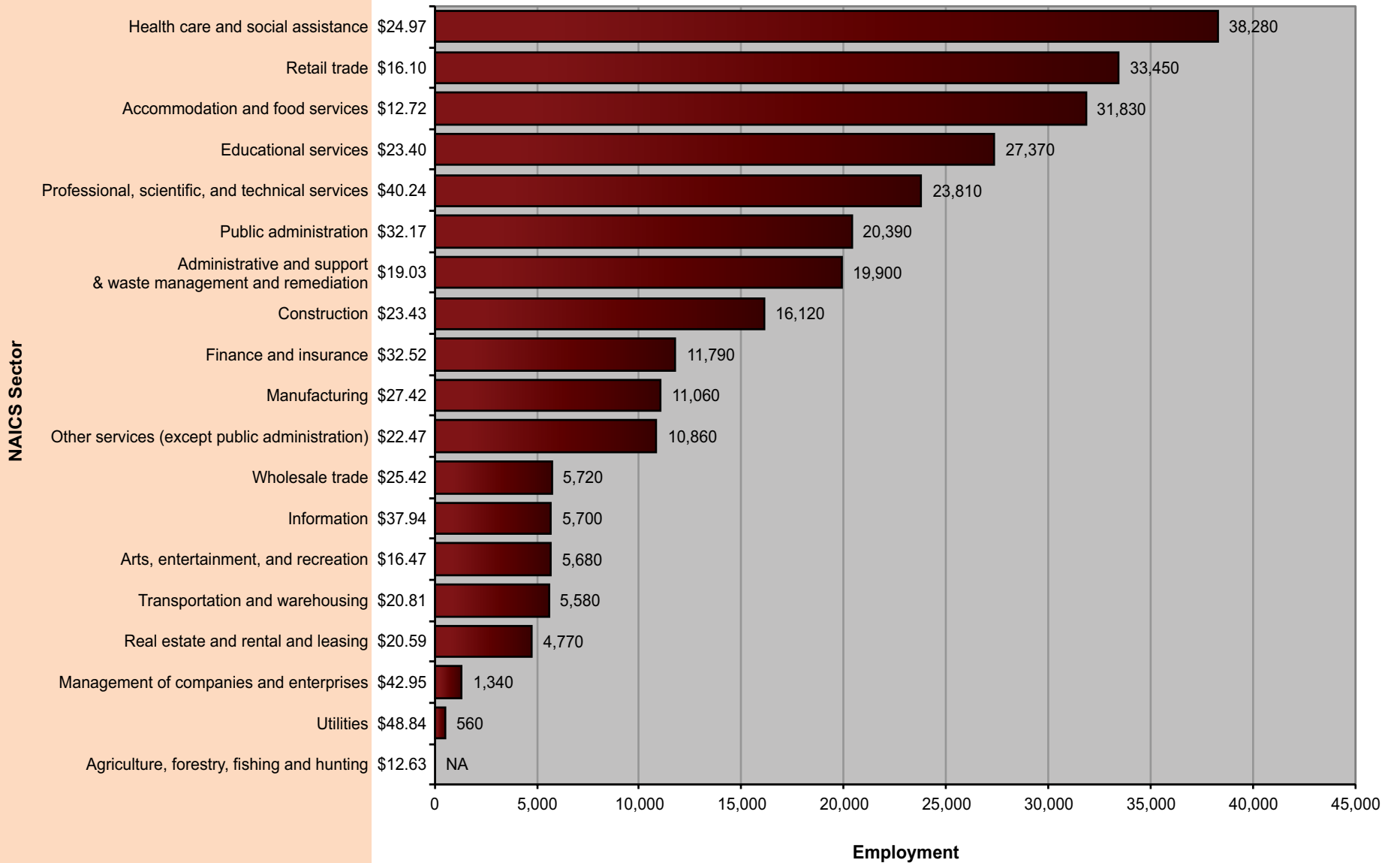
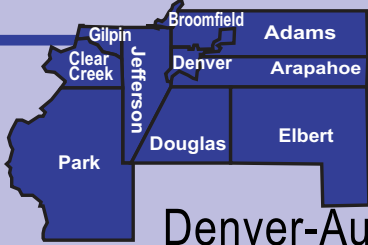


Table 14. Percentile Wages by Industry (Colorado Springs MSA, May 2017)

NAICS Sector	Average Hourly	Average Annual	PRSE*	10 th Percentile Hourly	10 th Percentile Annual	25 th Percentile Hourly	25 th Percentile Annual	Median Hourly	Median Annual	75 th Percentile Hourly	75 th Percentile Annual	90 th Percentile Hourly	90 th Percentile Annual
Utilities	\$48.84	\$101,588	7.51	\$25.98	\$54,032	\$33.13	\$68,906	\$45.05	\$93,706	\$60.29	\$125,406	\$77.50	\$161,191
Professional, scientific, and technical services	\$40.24	\$83,698	2.56	\$13.33	\$27,717	\$21.69	\$45,117	\$36.91	\$76,770	\$53.53	\$111,339	\$71.86	\$149,459
Management of companies and enterprises	\$42.95	\$89,340	8.36	\$13.91	\$28,928	\$20.71	\$43,084	\$36.03	\$74,943	\$55.50	\$115,438	\$79.38	\$165,114
Information	\$37.94	\$78,907	5.77	\$11.46	\$23,832	\$17.73	\$36,879	\$32.35	\$67,291	\$54.11	\$112,548	\$72.37	\$150,537
Finance and insurance	\$32.52	\$67,642	5.27	\$12.25	\$25,473	\$16.71	\$34,755	\$23.99	\$49,897	\$38.74	\$80,572	\$60.18	\$125,180
Manufacturing	\$27.42	\$57,028	3.12	\$11.73	\$24,397	\$15.10	\$31,410	\$20.98	\$43,630	\$33.52	\$69,713	\$51.99	\$108,135
Educational services	\$23.40	\$48,672	1.45	\$12.01	\$24,988	\$15.60	\$32,443	\$20.85	\$43,378	\$28.03	\$58,303	\$38.20	\$79,451
Construction	\$23.43	\$48,729	2.35	\$12.85	\$26,726	\$16.01	\$33,311	\$20.32	\$42,261	\$27.90	\$58,038	\$36.99	\$76,945
Wholesale trade	\$25.42	\$52,878	2.77	\$11.13	\$23,141	\$14.95	\$31,086	\$20.23	\$42,073	\$30.18	\$62,767	\$45.60	\$94,854
Transportation and warehousing	\$20.81	\$43,290	2.77	\$11.58	\$24,080	\$14.13	\$29,394	\$18.34	\$38,139	\$27.52	\$57,245	\$32.00	\$66,555
Health care and social assistance	\$24.97	\$51,943	2.99	\$10.42	\$21,678	\$12.85	\$26,723	\$17.96	\$37,364	\$30.30	\$63,017	\$43.78	\$91,070
Other services (except public administration)	\$22.47	\$46,746	2.97	\$9.62	\$20,017	\$11.60	\$24,133	\$17.60	\$36,606	\$26.54	\$55,197	\$38.85	\$80,801
Real estate and rental and leasing	\$20.59	\$42,818	7.5	\$9.50	\$19,764	\$11.40	\$23,722	\$15.91	\$33,091	\$24.22	\$50,378	\$32.43	\$67,445
Administrative and support and waste management and remediation services	\$19.03	\$39,573	3.03	\$9.62	\$20,006	\$11.29	\$23,474	\$15.32	\$31,872	\$21.62	\$44,978	\$31.49	\$65,508
Retail trade	\$16.10	\$33,491	1.85	\$9.47	\$19,689	\$10.28	\$21,389	\$12.75	\$26,530	\$17.77	\$36,955	\$25.27	\$52,558
Arts, entertainment, and recreation	\$16.47	\$34,254	2.43	\$9.36	\$19,475	\$9.65	\$20,075	\$11.98	\$24,926	\$20.05	\$41,702	\$28.85	\$60,004
Accommodation and food services	\$12.72	\$26,450	2.37	\$9.34	\$19,422	\$9.43	\$19,620	\$10.01	\$20,818	\$13.16	\$27,365	\$19.33	\$40,201
Agriculture, forestry, fishing and hunting	\$12.63	\$26,277	22.51	\$9.30	\$19,349	\$9.31	\$19,357	\$9.33	\$19,412	\$9.39	\$19,528	\$20.64	\$42,923



Denver-Aurora MSA

Figure 10a. Employment Distribution and Average Hourly Wage in Major Occupational Groups (Denver-Aurora-Broomfield Metropolitan Statistical Area, May 2017)

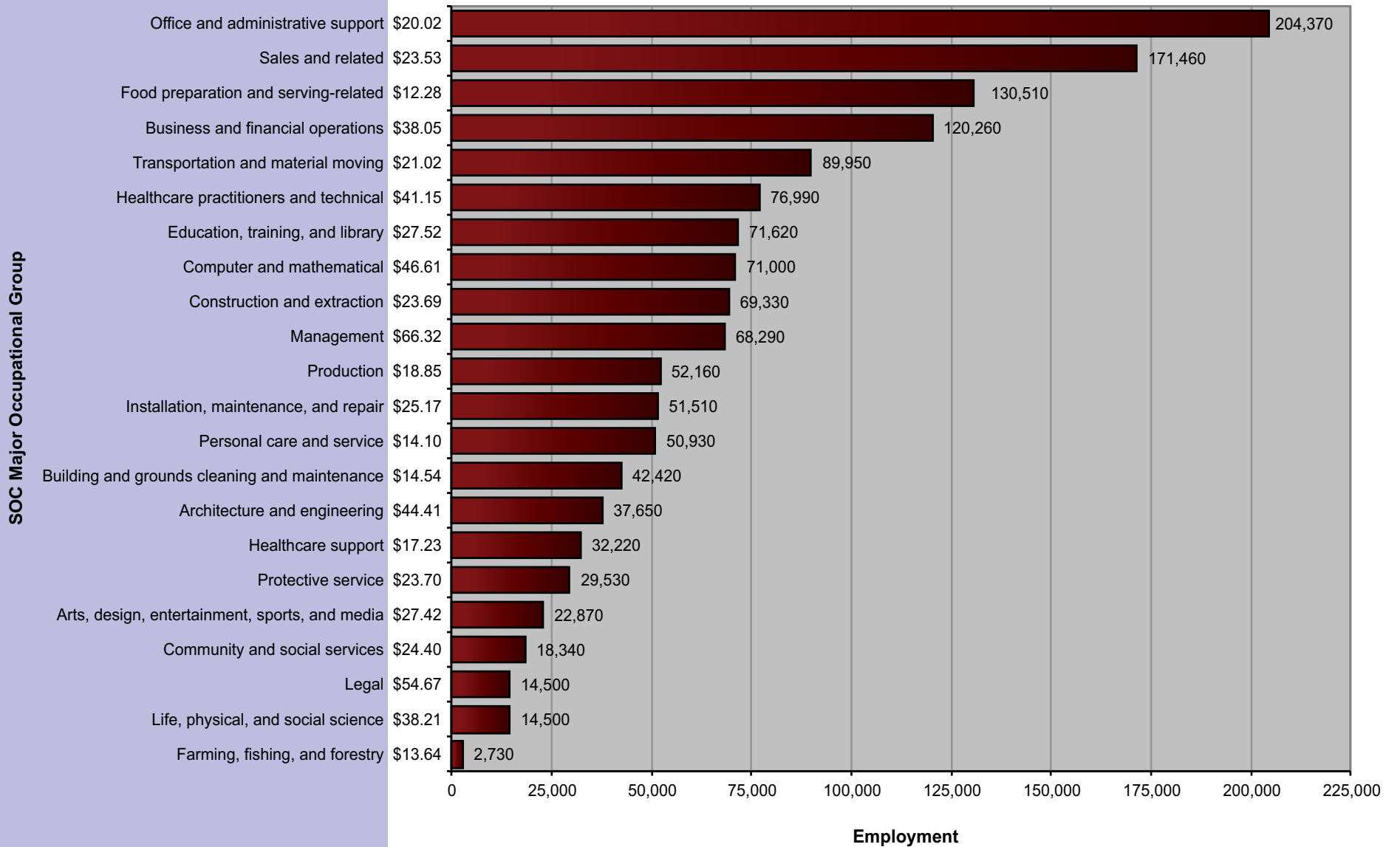


Figure 10b. Employment Distribution and Average Hourly Wage in Major Industry Groups (Denver-Aurora-Broomfield Metropolitan Statistical Area, May 2017)

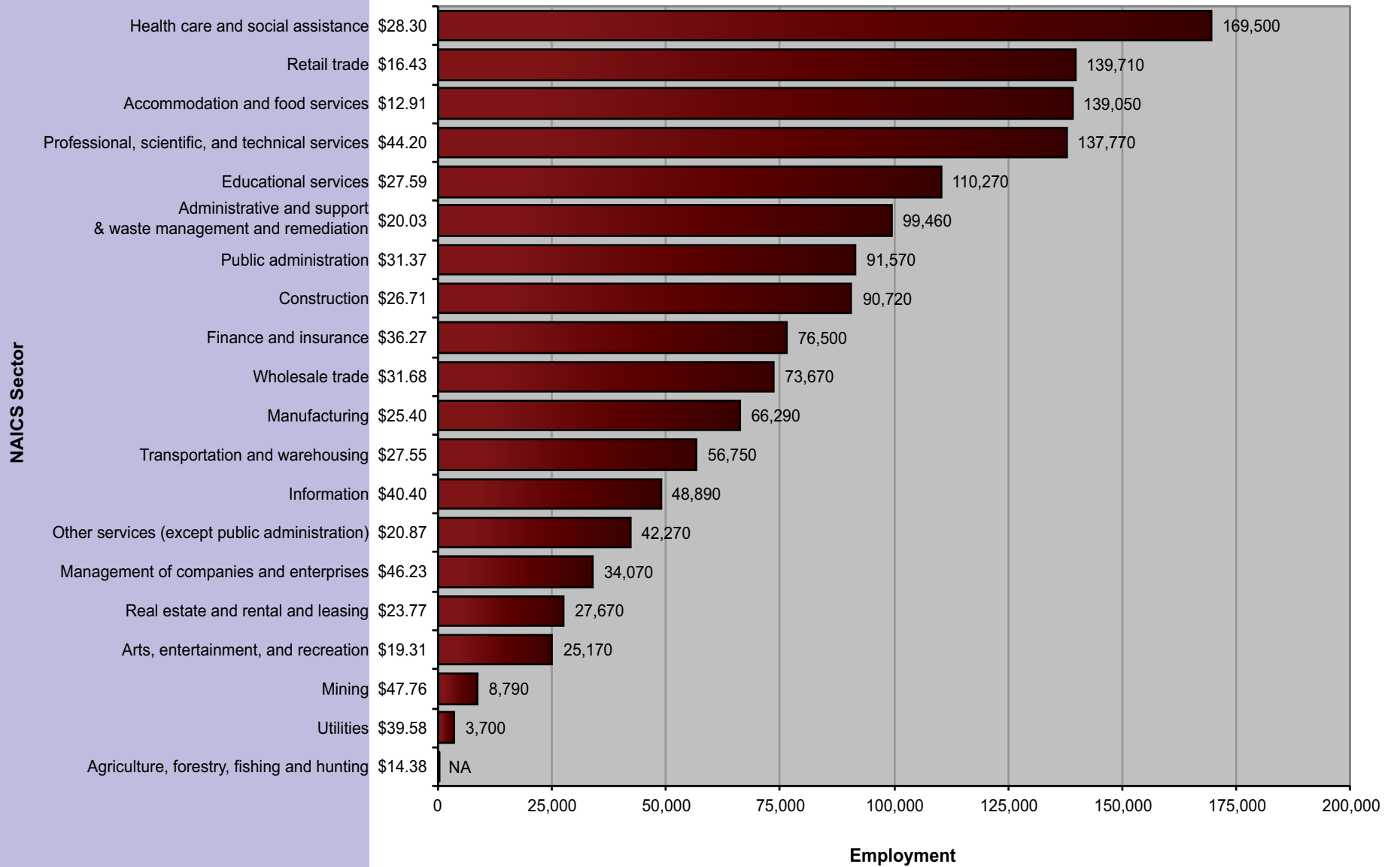
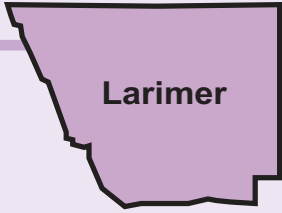


Table 15. Percentile Wages by Industry (Denver-Aurora MSA, May 2017)

NAICS Sector	Average Hourly	Average Annual	PRSE*	10 th Percentile Hourly	10 th Percentile Annual	25 th Percentile Hourly	25 th Percentile Annual	Median Hourly	Median Annual	75 th Percentile Hourly	75 th Percentile Annual	90 th Percentile Hourly	90 th Percentile Annual
Utilities	\$39.58	\$82,323	2.27	\$23.43	\$48,730	\$29.65	\$61,676	\$39.30	\$81,748	\$46.48	\$96,679	\$52.54	\$109,293
Management of companies and enterprises	\$46.23	\$96,158	2.39	\$18.01	\$37,463	\$25.10	\$52,210	\$38.22	\$79,488	\$57.88	\$120,385	\$83.17	\$173,000
Professional, scientific, and technical services	\$44.20	\$91,938	1.87	\$17.49	\$36,386	\$24.99	\$51,982	\$37.47	\$77,942	\$55.79	\$116,043	\$77.62	\$161,457
Information	\$40.40	\$84,024	1.6	\$15.83	\$32,927	\$24.30	\$50,535	\$36.62	\$76,179	\$52.14	\$108,446	\$69.67	\$144,906
Mining	\$47.76	\$99,333	5.86	\$18.01	\$37,453	\$24.32	\$50,589	\$35.33	\$73,482	\$59.20	\$123,133	\$97.01	\$201,777
Finance and insurance	\$36.27	\$75,441	1.85	\$15.12	\$31,447	\$20.03	\$41,657	\$28.76	\$59,827	\$43.69	\$90,879	\$64.58	\$134,322
Public administration	\$31.37	\$65,259	1.05	\$12.43	\$25,863	\$19.77	\$41,131	\$28.15	\$58,547	\$40.54	\$84,315	\$53.03	\$110,298
Wholesale trade	\$31.68	\$65,893	2.25	\$13.12	\$27,289	\$17.51	\$36,422	\$25.61	\$53,274	\$38.42	\$79,904	\$59.88	\$124,559
Educational services	\$27.59	\$57,379	4.9	\$12.80	\$26,619	\$16.82	\$34,993	\$23.47	\$48,824	\$33.85	\$70,413	\$45.80	\$95,255
Construction	\$26.71	\$55,566	1.16	\$14.45	\$30,055	\$17.87	\$37,168	\$23.43	\$48,728	\$30.78	\$64,032	\$41.95	\$87,254
Health care and social assistance	\$28.30	\$58,859	1.73	\$11.36	\$23,638	\$14.81	\$30,811	\$21.68	\$45,091	\$34.38	\$71,505	\$48.32	\$100,497
Transportation and warehousing	\$27.55	\$57,301	4.61	\$12.41	\$25,808	\$15.65	\$32,559	\$20.86	\$43,390	\$29.32	\$60,980	\$43.97	\$91,462
Manufacturing	\$25.40	\$52,833	2.17	\$11.20	\$23,291	\$14.54	\$30,252	\$19.71	\$40,990	\$29.57	\$61,498	\$46.62	\$96,963
Real estate and rental and leasing	\$23.77	\$49,434	2.98	\$10.36	\$21,539	\$14.08	\$29,287	\$18.65	\$38,789	\$28.10	\$58,444	\$41.72	\$86,770
Other services (except public administration)	\$20.87	\$43,410	2.45	\$9.58	\$19,926	\$11.35	\$23,606	\$16.41	\$34,133	\$25.44	\$52,914	\$37.56	\$78,121
Administrative and support and waste management and remediation services	\$20.03	\$41,667	2.27	\$9.79	\$20,360	\$11.67	\$24,268	\$15.12	\$31,460	\$22.62	\$47,060	\$35.08	\$72,976
Arts, entertainment, and recreation	\$19.31	\$40,161	2.84	\$9.39	\$19,540	\$10.18	\$21,173	\$13.93	\$28,979	\$21.90	\$45,549	\$32.49	\$67,570
Retail trade	\$16.43	\$34,172	1.75	\$9.50	\$19,768	\$10.34	\$21,514	\$12.56	\$26,116	\$17.84	\$37,097	\$26.99	\$56,139
Agriculture, forestry, fishing and hunting	\$14.38	\$29,911	10.63	\$9.34	\$19,433	\$9.41	\$19,567	\$10.69	\$22,244	\$17.16	\$35,692	\$23.90	\$49,719
Accommodation and food services	\$12.91	\$26,845	1.79	\$9.34	\$19,425	\$9.48	\$19,728	\$10.66	\$22,163	\$13.43	\$27,931	\$18.85	\$39,210



Larimer

Ft. Collins-Loveland MSA

Figure 11a. Employment Distribution and Average Hourly Wage in Major Occupational Groups (Fort Collins-Loveland Metropolitan Statistical Area, May 2017)

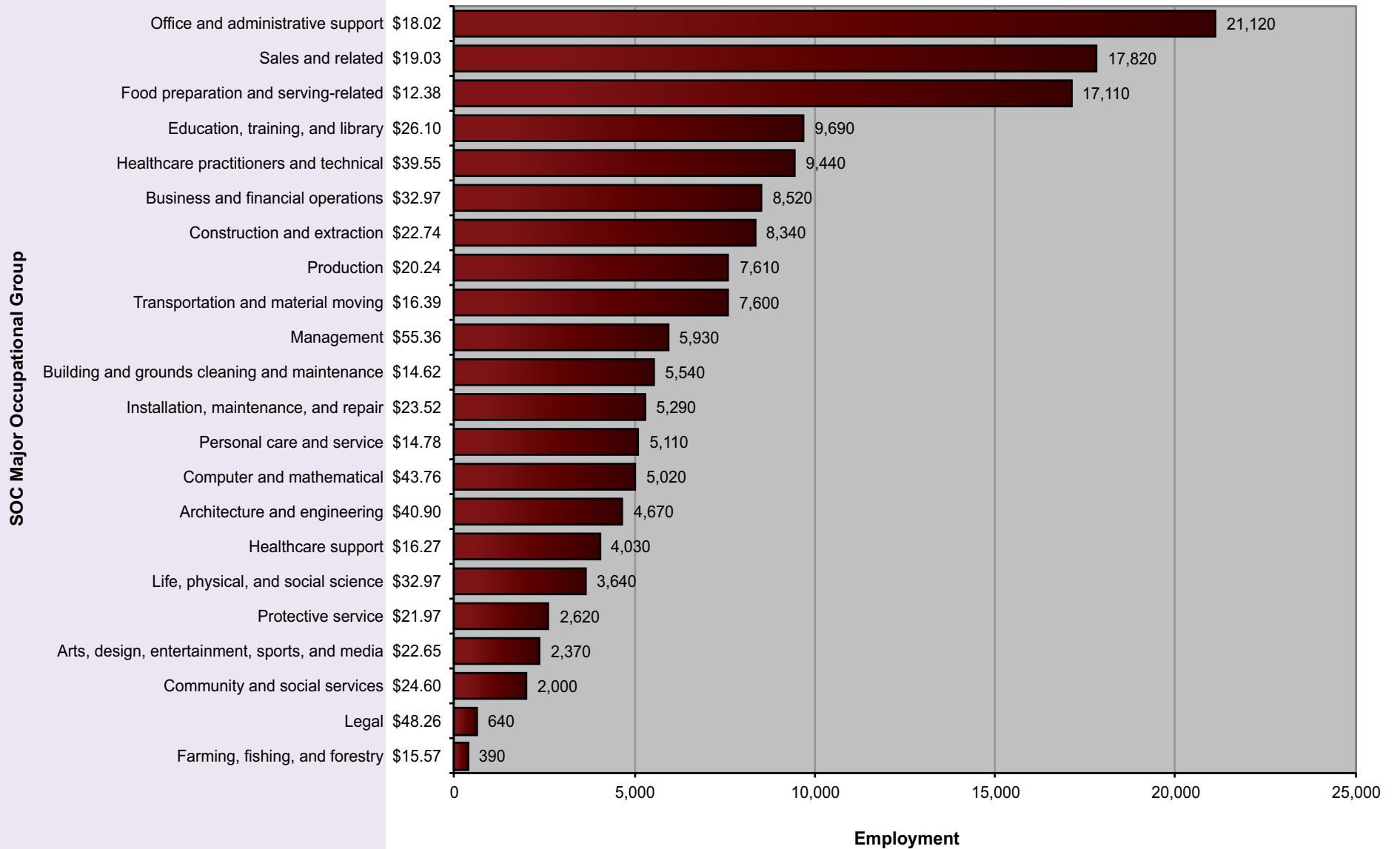


Figure 11b. Employment Distribution and Average Hourly Wage in Major Industry Groups (Fort Collins-Loveland Metropolitan Statistical Area, May 2017)

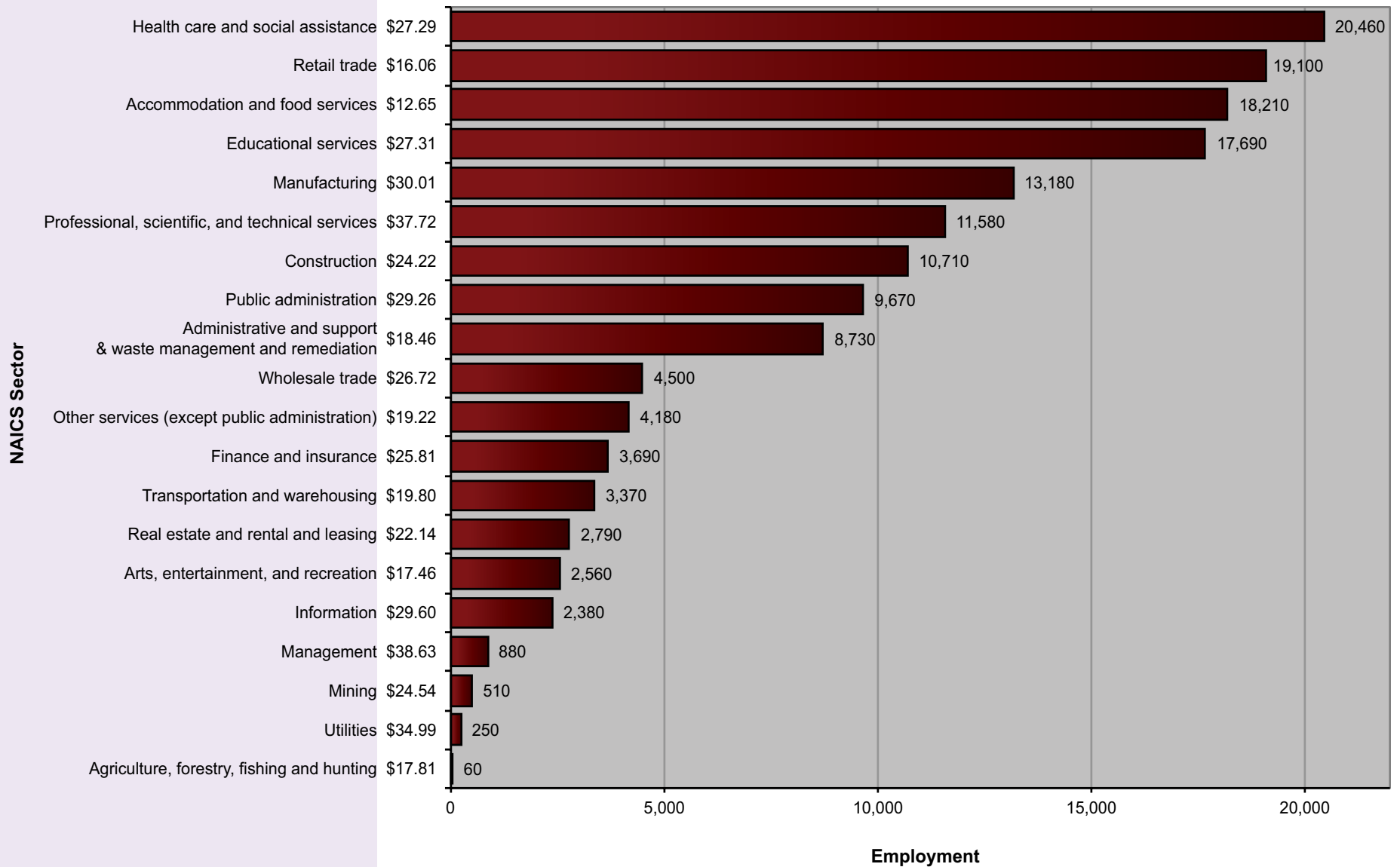
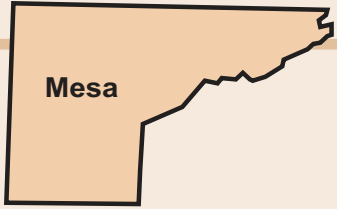


Table 16. Percentile Wages by Industry (Fort Collins-Loveland MSA, May 2017)

NAICS Sector	Average Hourly	Average Annual	PRSE*	10 th Percentile Hourly	10 th Percentile Annual	25 th Percentile Hourly	25 th Percentile Annual	Median Hourly	Median Annual	75 th Percentile Hourly	75 th Percentile Annual	90 th Percentile Hourly	90 th Percentile Annual
Agriculture, forestry, fishing and hunting	\$17.81	\$37,045	19.03	\$10.58	\$22,002	\$11.74	\$24,412	\$13.87	\$28,855	\$23.98	\$49,873	\$31.89	\$66,334
Mining	\$24.54	\$51,035	10.32	\$14.01	\$29,147	\$16.93	\$35,215	\$21.31	\$44,323	\$26.25	\$54,609	\$38.09	\$79,217
Utilities	\$34.99	\$72,771	9.19	\$14.51	\$30,173	\$24.14	\$50,218	\$37.96	\$78,964	\$45.59	\$94,826	\$49.61	\$103,179
Construction	\$24.22	\$50,384	2.12	\$13.13	\$27,301	\$16.89	\$35,121	\$22.12	\$46,015	\$29.17	\$60,679	\$38.04	\$79,132
Manufacturing	\$30.01	\$62,418	2.25	\$12.91	\$26,851	\$16.61	\$34,558	\$23.74	\$49,385	\$37.07	\$77,100	\$57.08	\$118,732
Wholesale trade	\$26.72	\$55,571	4.32	\$11.75	\$24,440	\$14.64	\$30,454	\$20.39	\$42,412	\$30.74	\$63,934	\$49.12	\$102,169
Retail trade	\$16.06	\$33,398	2.1	\$9.46	\$19,679	\$10.16	\$21,124	\$11.88	\$24,719	\$17.51	\$36,411	\$26.45	\$55,020
Transportation and warehousing	\$19.80	\$41,192	4.33	\$10.90	\$22,673	\$13.24	\$27,532	\$17.41	\$36,206	\$23.76	\$49,426	\$30.57	\$63,583
Information	\$29.60	\$61,571	6.22	\$10.55	\$21,951	\$15.59	\$32,429	\$23.93	\$49,782	\$38.94	\$80,987	\$54.35	\$113,038
Finance and insurance	\$25.81	\$53,679	4.22	\$12.10	\$25,172	\$14.89	\$30,972	\$20.37	\$42,374	\$30.55	\$63,550	\$45.12	\$93,851
Real estate and rental and leasing	\$22.14	\$46,049	5.52	\$10.11	\$21,022	\$12.62	\$26,243	\$17.55	\$36,503	\$26.18	\$54,447	\$37.89	\$78,815
Professional, scientific, and technical services	\$37.72	\$78,466	3.93	\$13.71	\$28,510	\$19.80	\$41,193	\$31.75	\$66,035	\$48.91	\$101,737	\$68.00	\$141,431
Management of companies and enterprises	\$38.63	\$80,347	9.34	\$12.85	\$26,720	\$16.99	\$35,346	\$27.38	\$56,943	\$49.32	\$102,577	\$79.15	\$164,642
Administrative and support and waste management and remediation services	\$18.46	\$38,390	3.23	\$9.85	\$20,488	\$12.05	\$25,060	\$14.65	\$30,462	\$20.59	\$42,830	\$29.50	\$61,365
Educational services	\$27.31	\$56,811	4.88	\$13.56	\$28,206	\$17.76	\$36,937	\$23.75	\$49,408	\$32.10	\$66,771	\$45.50	\$94,632
Health care and social assistance	\$27.29	\$56,761	3.24	\$11.31	\$23,519	\$14.04	\$29,203	\$19.63	\$40,827	\$32.38	\$67,349	\$46.03	\$95,752
Arts, entertainment, and recreation	\$17.46	\$36,320	5.49	\$9.40	\$19,557	\$9.81	\$20,404	\$12.28	\$25,541	\$19.74	\$41,058	\$29.34	\$61,018
Accommodation and food services	\$12.65	\$26,307	2.43	\$9.35	\$19,448	\$9.47	\$19,705	\$10.68	\$22,206	\$13.64	\$28,364	\$18.90	\$39,306
Other services (except public administration)	\$19.22	\$39,986	3.86	\$9.58	\$19,925	\$11.44	\$23,803	\$16.41	\$34,128	\$24.21	\$50,351	\$31.05	\$64,589
Public administration	\$29.26	\$60,858	3.19	\$11.10	\$23,095	\$17.11	\$35,588	\$25.91	\$53,894	\$38.54	\$80,165	\$51.47	\$107,059



Mesa

Grand Junction MSA

Figure 12a. Employment Distribution and Average Hourly Wage in Major Occupational Groups (Grand Junction Metropolitan Statistical Area, May 2017)

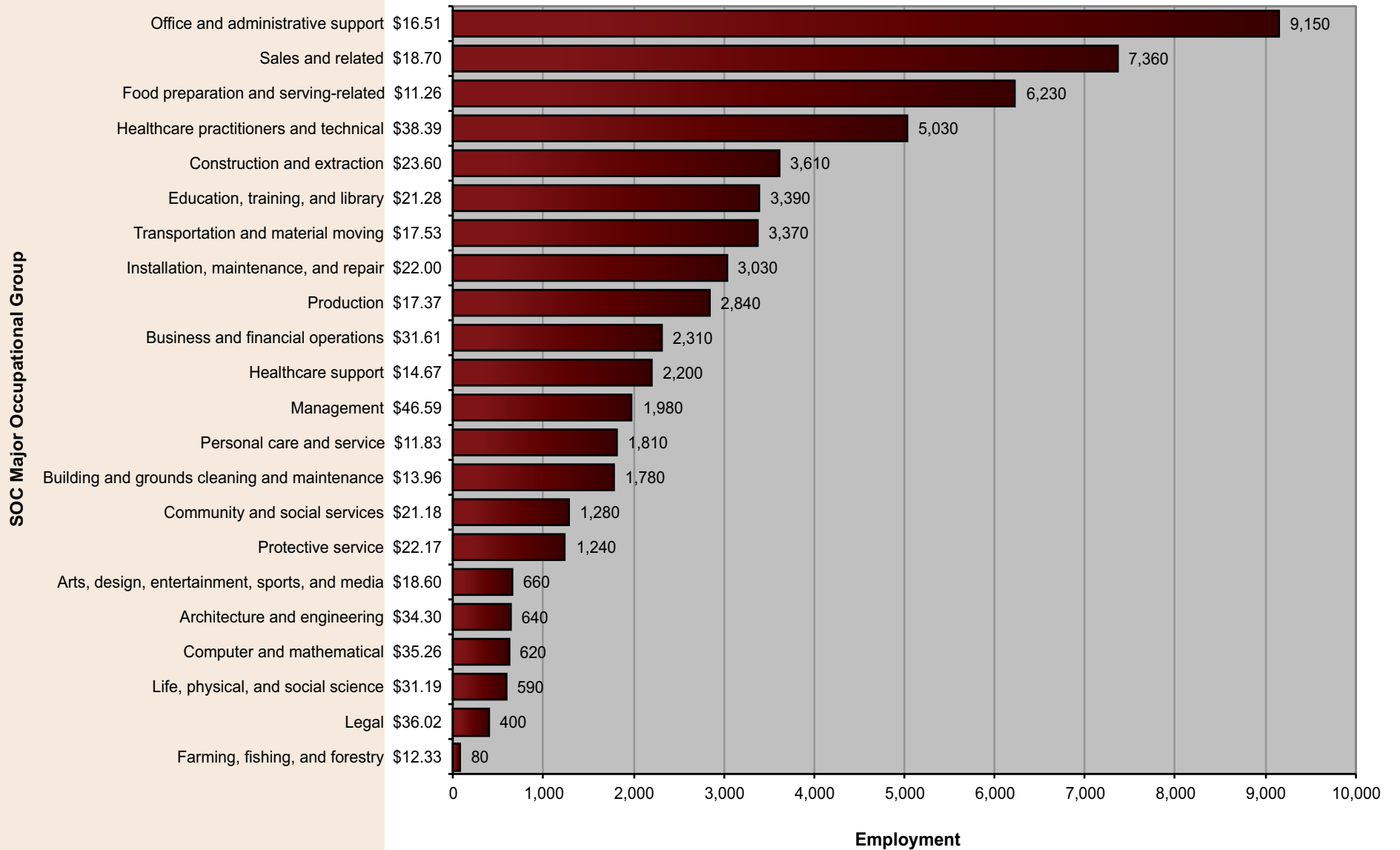


Figure 12b. Employment Distribution and Average Hourly Wage in Major Industry Groups (Grand Junction Metropolitan Statistical Area, May 2017)

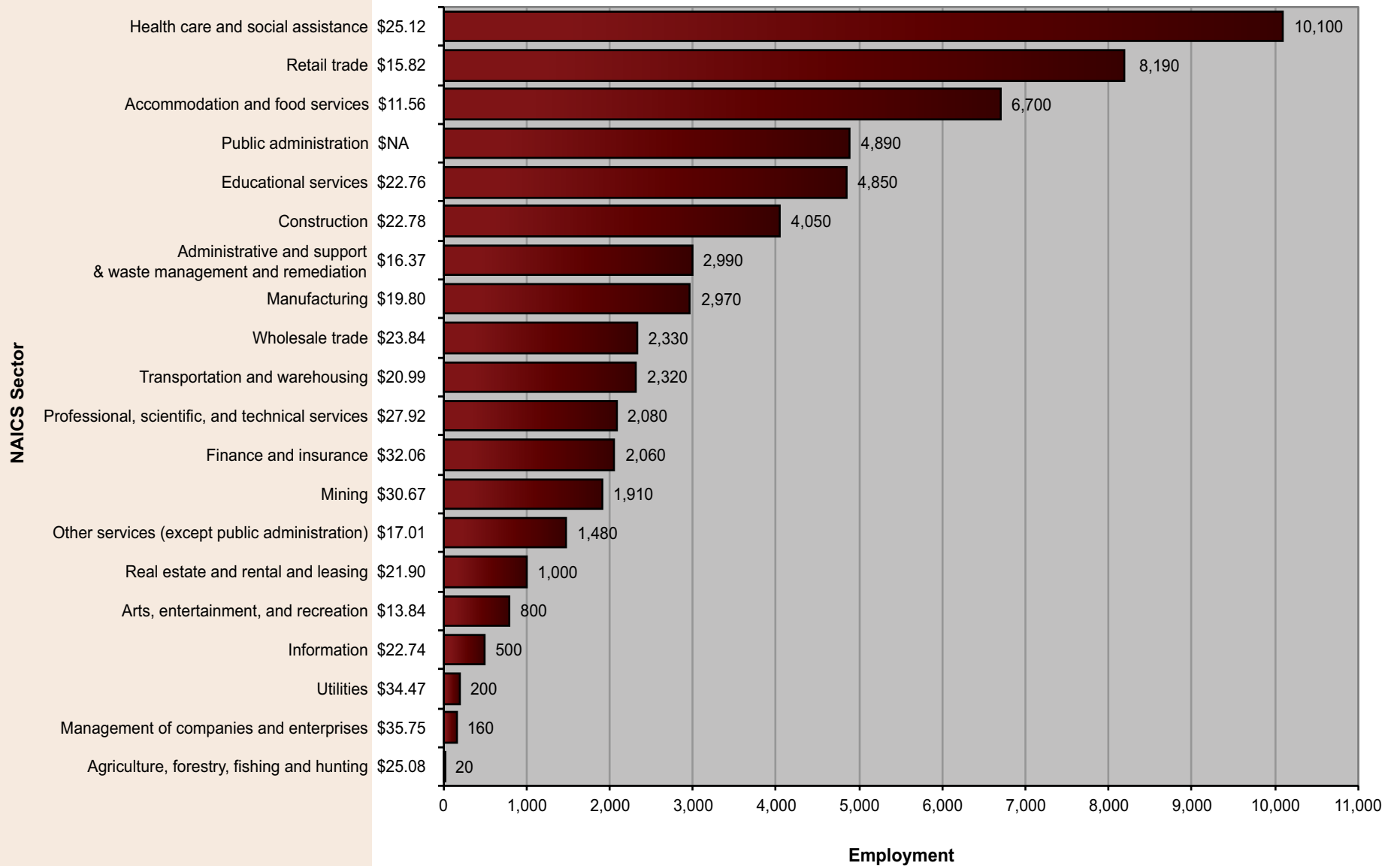


Table 17. Percentile Wages by Industry (Grand Junction MSA, May 2017)

NAICS Sector	Average Hourly	Average Annual	PRSE*	10 th Percentile Hourly	10 th Percentile Annual	25 th Percentile Hourly	25 th Percentile Annual	Median Hourly	Median Annual	75 th Percentile Hourly	75 th Percentile Annual	90 th Percentile Hourly	90 th Percentile Annual
Utilities	\$34.47	\$71,697	8	\$17.83	\$37,077	\$23.62	\$49,128	\$36.16	\$75,219	\$44.04	\$91,611	\$48.67	\$101,226
Mining	\$30.67	\$63,800	6.96	\$15.43	\$32,091	\$18.79	\$39,085	\$24.69	\$51,346	\$34.83	\$72,453	\$56.76	\$118,057
Finance and insurance	\$32.06	\$66,692	10.71	\$11.22	\$23,336	\$14.69	\$30,546	\$23.07	\$47,978	\$36.87	\$76,695	\$57.81	\$120,242
Professional, scientific, and technical services	\$27.92	\$58,079	4.19	\$11.70	\$24,330	\$15.94	\$33,159	\$22.98	\$47,797	\$35.53	\$73,894	\$49.39	\$102,741
Management of companies and enterprises	\$35.75	\$74,353	23.47	\$10.56	\$21,960	\$15.08	\$31,369	\$21.26	\$44,231	\$40.74	\$84,744	\$76.49	\$159,094
Educational services	\$22.76	\$47,347	0.76	\$13.07	\$27,189	\$15.74	\$32,738	\$20.21	\$42,037	\$27.65	\$57,517	\$36.55	\$76,031
Construction	\$22.78	\$47,386	2.52	\$11.39	\$23,692	\$15.51	\$32,260	\$20.08	\$41,761	\$27.37	\$56,921	\$37.14	\$77,254
Wholesale trade	\$23.84	\$49,595	2.41	\$11.87	\$24,684	\$15.10	\$31,418	\$19.91	\$41,405	\$28.95	\$60,210	\$39.82	\$82,820
Agriculture, forestry, fishing and hunting	\$25.08	\$52,169	25.59	\$11.01	\$22,906	\$15.92	\$33,110	\$19.81	\$41,201	\$36.06	\$75,013	\$38.69	\$80,477
Information	\$22.74	\$47,295	5.71	\$9.78	\$20,342	\$13.66	\$28,407	\$18.85	\$39,203	\$28.77	\$59,837	\$40.86	\$84,988
Transportation and warehousing	\$20.99	\$43,655	4.89	\$11.79	\$24,531	\$14.46	\$30,077	\$18.20	\$37,860	\$26.88	\$55,920	\$31.95	\$66,450
Real estate and rental and leasing	\$21.90	\$45,544	6.84	\$10.51	\$21,870	\$13.31	\$27,693	\$18.12	\$37,691	\$26.10	\$54,283	\$38.01	\$79,065
Health care and social assistance	\$25.12	\$52,252	2.66	\$9.85	\$20,490	\$12.48	\$25,950	\$17.80	\$37,034	\$30.74	\$63,941	\$44.55	\$92,661
Manufacturing	\$19.80	\$41,178	2.7	\$10.37	\$21,561	\$12.68	\$26,373	\$16.02	\$33,319	\$23.16	\$48,181	\$33.37	\$69,403
Other services (except public administration)	\$17.01	\$35,374	4.34	\$9.56	\$19,889	\$10.72	\$22,289	\$13.97	\$29,065	\$20.37	\$42,366	\$29.38	\$61,119
Administrative and support and waste management and remediation services	\$16.37	\$34,039	4.84	\$9.93	\$20,648	\$10.96	\$22,789	\$13.17	\$27,397	\$17.28	\$35,939	\$25.42	\$52,867
Retail trade	\$15.82	\$32,904	2.2	\$9.46	\$19,671	\$10.25	\$21,321	\$12.27	\$25,529	\$16.66	\$34,658	\$24.53	\$51,032
Arts, entertainment, and recreation	\$13.84	\$28,790	3.23	\$9.36	\$19,465	\$9.55	\$19,854	\$11.35	\$23,609	\$16.44	\$34,186	\$22.02	\$45,793
Accommodation and food services	\$11.56	\$24,037	1.67	\$9.34	\$19,435	\$9.44	\$19,625	\$9.82	\$20,419	\$11.73	\$24,395	\$15.47	\$32,175

Weld

Greeley MSA

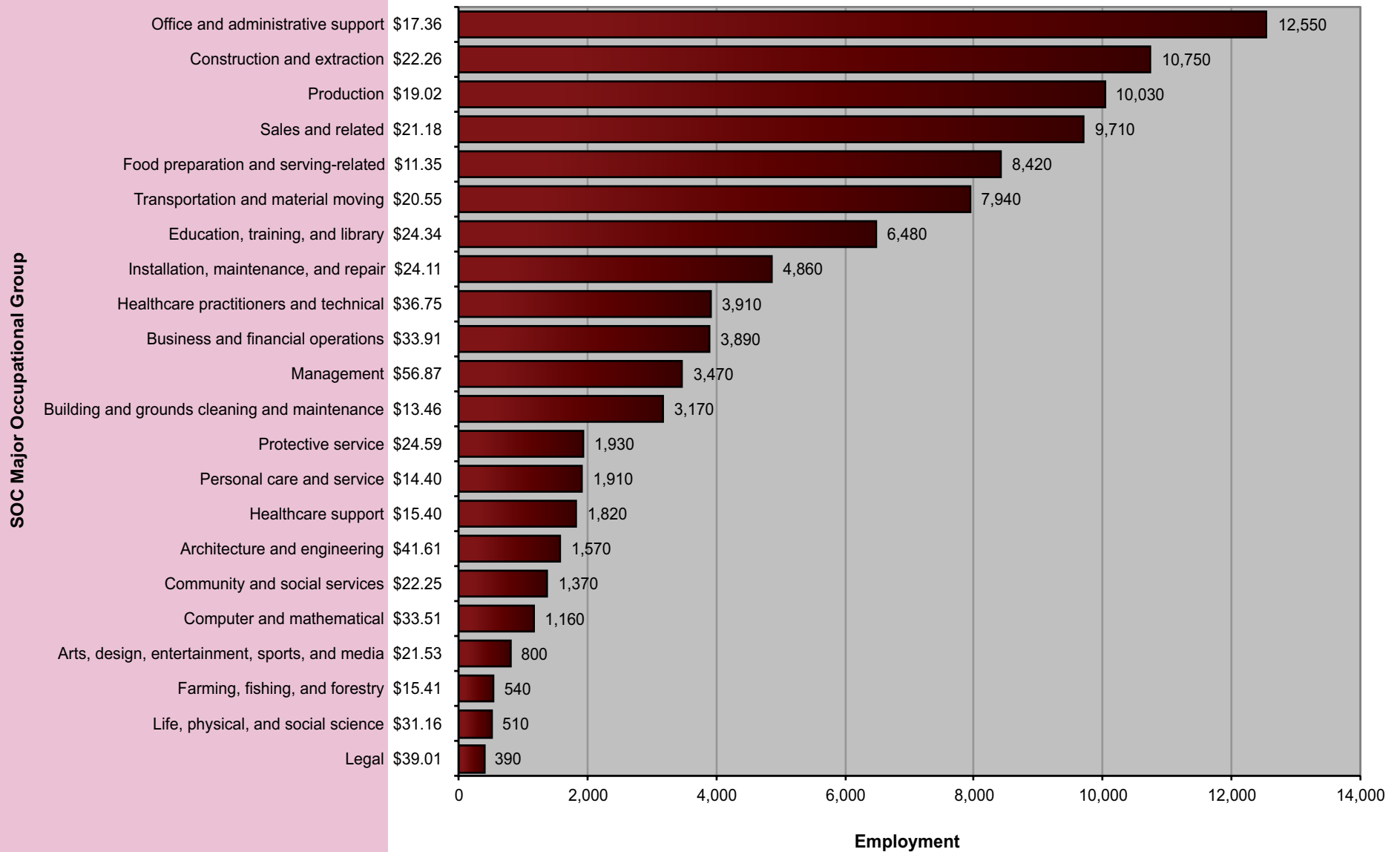
Figure 13a. Employment Distribution and Average Hourly Wage in Major Occupational Groups (Greeley Metropolitan Statistical Area, May 2017)

Figure 13b. Employment Distribution and Average Hourly Wage in Major Industry Groups (Greeley Metropolitan Statistical Area, May 2017)

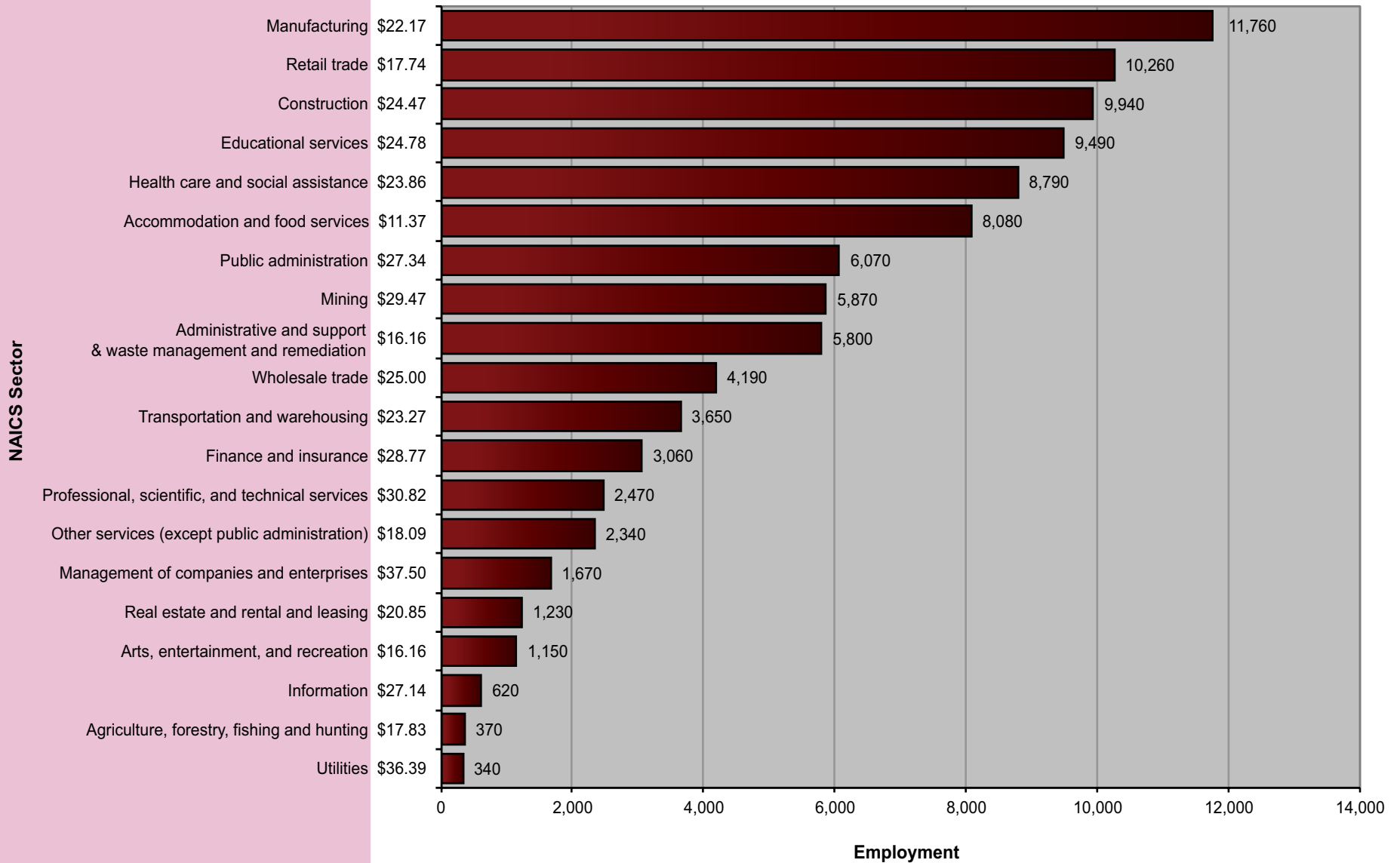
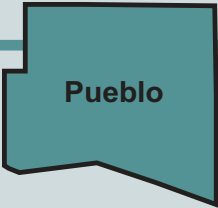


Table 18. Percentile Wages by Industry (Greeley MSA, May 2017)

NAICS Sector	Average Hourly	Average Annual	PRSE*	10 th Percentile Hourly	10 th Percentile Annual	25 th Percentile Hourly	25 th Percentile Annual	Median Hourly	Median Annual	75 th Percentile Hourly	75 th Percentile Annual	90 th Percentile Hourly	90 th Percentile Annual
Utilities	\$36.39	\$75,690	7.85	\$15.87	\$33,005	\$22.18	\$46,131	\$38.78	\$80,664	\$47.09	\$97,941	\$51.80	\$107,740
Management of companies and enterprises	\$37.50	\$77,997	3.92	\$16.48	\$34,281	\$23.96	\$49,827	\$33.69	\$70,075	\$47.13	\$98,025	\$61.64	\$128,204
Public administration	\$27.34	\$56,866	1.56	\$14.51	\$30,180	\$19.60	\$40,766	\$25.02	\$52,047	\$32.31	\$67,198	\$42.10	\$87,558
Professional, scientific, and technical services	\$30.82	\$64,103	4.78	\$11.78	\$24,492	\$15.74	\$32,747	\$24.61	\$51,189	\$38.15	\$79,349	\$57.56	\$119,723
Finance and insurance	\$28.77	\$59,845	3.1	\$14.29	\$29,730	\$18.18	\$37,813	\$23.51	\$48,901	\$30.75	\$63,958	\$48.55	\$100,975
Mining	\$29.47	\$61,289	2.53	\$15.57	\$32,388	\$18.19	\$37,839	\$22.96	\$47,752	\$34.10	\$70,926	\$50.58	\$105,210
Information	\$27.14	\$56,446	5.99	\$10.32	\$21,463	\$15.94	\$33,149	\$22.92	\$47,673	\$33.84	\$70,381	\$43.83	\$91,173
Educational services	\$24.78	\$51,542	4.1	\$12.43	\$25,852	\$16.44	\$34,199	\$21.92	\$45,597	\$29.63	\$61,631	\$40.43	\$84,101
Construction	\$24.47	\$50,904	2.22	\$13.54	\$28,170	\$16.74	\$34,827	\$21.84	\$45,434	\$28.77	\$59,834	\$38.22	\$79,507
Wholesale trade	\$25.00	\$51,995	2.32	\$11.97	\$24,892	\$15.35	\$31,933	\$20.76	\$43,175	\$29.65	\$61,673	\$44.71	\$93,003
Transportation and warehousing	\$23.27	\$48,410	5.25	\$11.55	\$24,024	\$16.54	\$34,407	\$20.74	\$43,131	\$28.62	\$59,520	\$38.02	\$79,090
Health care and social assistance	\$23.86	\$49,638	2.06	\$10.69	\$22,232	\$13.32	\$27,715	\$18.08	\$37,616	\$29.26	\$60,864	\$41.54	\$86,396
Manufacturing	\$22.17	\$46,106	6.28	\$11.40	\$23,717	\$13.81	\$28,717	\$17.62	\$36,648	\$24.32	\$50,589	\$37.32	\$77,622
Real estate and rental and leasing	\$20.85	\$43,365	4.39	\$10.44	\$21,709	\$13.24	\$27,534	\$17.39	\$36,164	\$24.51	\$50,974	\$34.49	\$71,730
Other services (except public administration)	\$18.09	\$37,634	4.36	\$9.47	\$19,688	\$10.67	\$22,196	\$14.55	\$30,264	\$19.85	\$41,295	\$30.06	\$62,535
Retail trade	\$17.74	\$36,892	4.15	\$9.47	\$19,699	\$10.18	\$21,175	\$12.99	\$27,020	\$18.81	\$39,121	\$29.62	\$61,604
Administrative and support and waste management and remediation services	\$16.16	\$33,622	3.76	\$9.53	\$19,827	\$10.41	\$21,663	\$12.24	\$25,458	\$17.97	\$37,380	\$27.40	\$56,987
Arts, entertainment, and recreation	\$16.16	\$33,613	5.72	\$9.37	\$19,495	\$9.71	\$20,188	\$11.99	\$24,948	\$18.83	\$39,161	\$27.79	\$57,803
Agriculture, forestry, fishing and hunting	\$17.83	\$37,093	14.98	\$9.35	\$19,447	\$9.57	\$19,905	\$11.81	\$24,555	\$21.64	\$45,005	\$34.78	\$72,352
Accommodation and food services	\$11.37	\$23,647	1.84	\$9.33	\$19,402	\$9.42	\$19,587	\$9.78	\$20,340	\$11.52	\$23,965	\$14.76	\$30,693



Pueblo

Pueblo MSA

Figure 14a. Employment Distribution and Average Hourly Wage in Major Occupational Groups (Pueblo Metropolitan Statistical Area, May 2017)

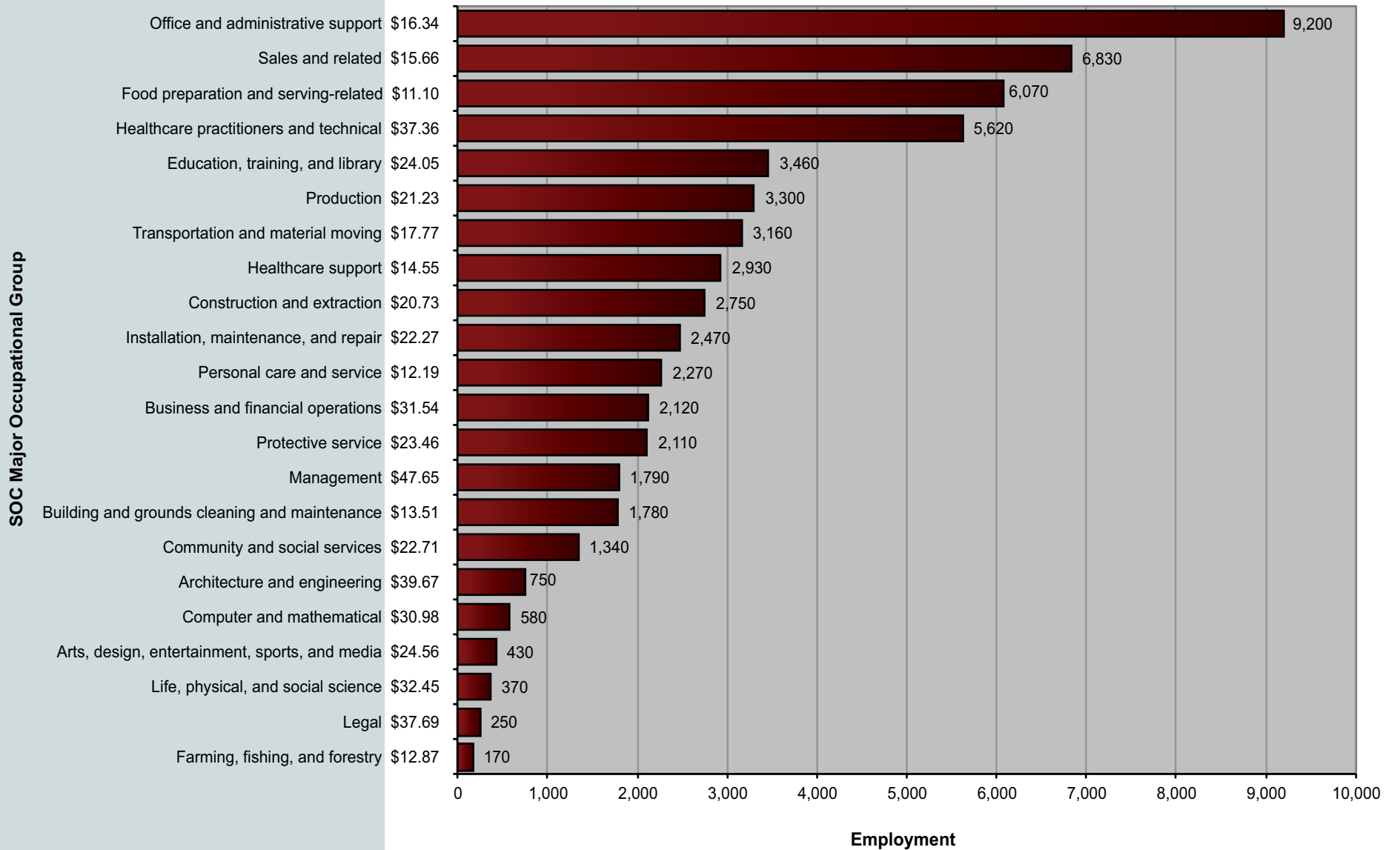


Figure 14b. Employment Distribution and Average Hourly Wage in Major Industry Groups (Pueblo Metropolitan Statistical Area, May 2017)

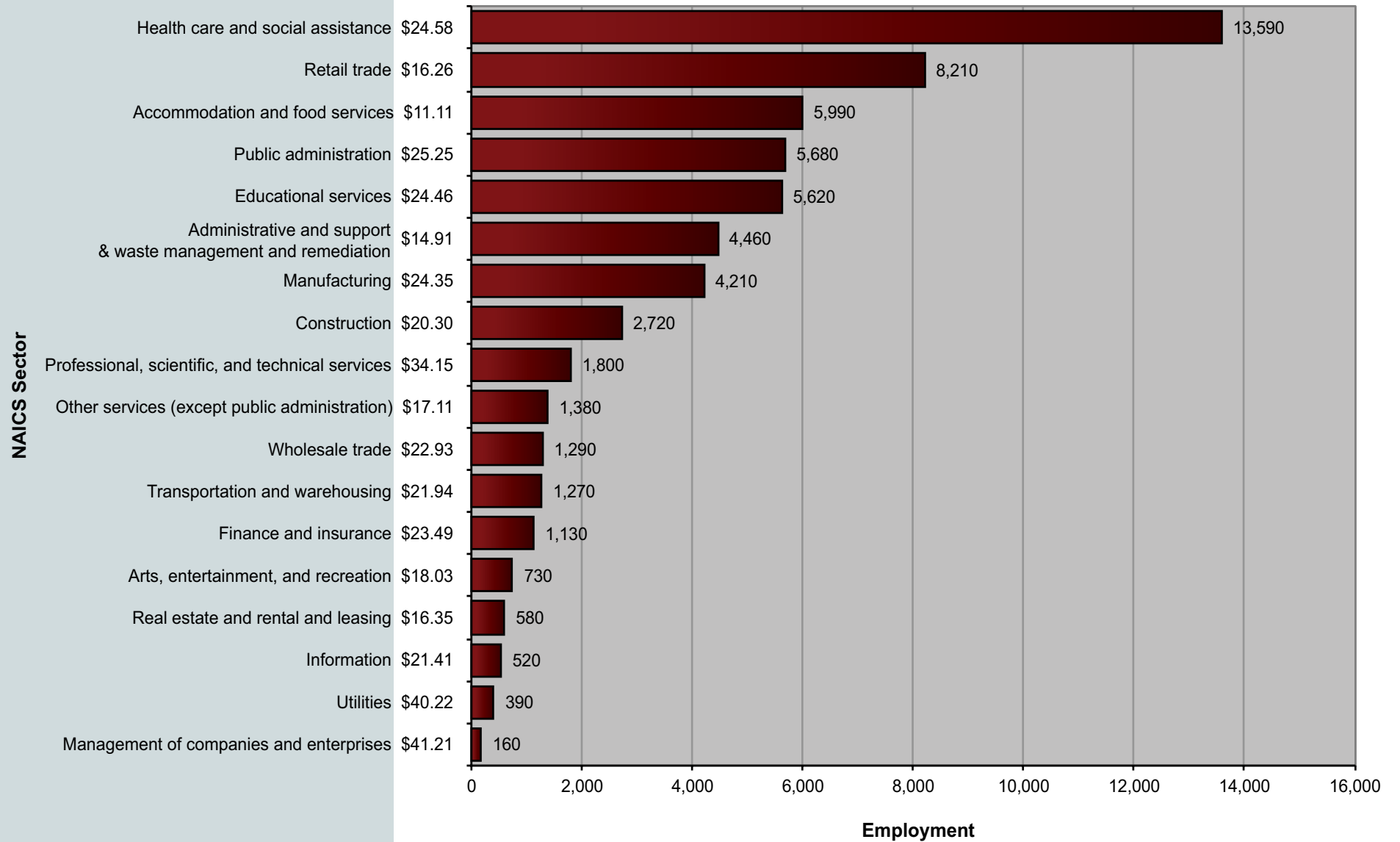
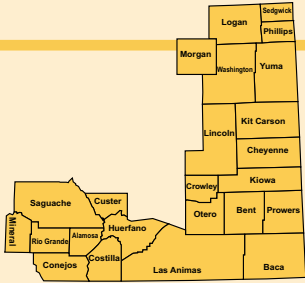


Table 19. Percentile Wages by Industry (Pueblo MSA, May 2017)

NAICS Sector	Average Hourly	Average Annual	PRSE*	10 th Percentile Hourly	10 th Percentile Annual	25 th Percentile Hourly	25 th Percentile Annual	Median Hourly	Median Annual	75 th Percentile Hourly	75 th Percentile Annual	90 th Percentile Hourly	90 th Percentile Annual
Utilities	\$40.22	\$83,654	1.21	\$28.00	\$58,246	\$33.38	\$69,430	\$40.02	\$83,249	\$46.00	\$95,685	\$49.84	\$103,660
Professional, scientific, and technical services	\$34.15	\$71,036	2.72	\$14.17	\$29,464	\$21.34	\$44,395	\$31.50	\$65,514	\$40.53	\$84,302	\$56.94	\$118,431
Management of companies and enterprises	\$41.21	\$85,718	6.76	\$15.89	\$33,046	\$20.70	\$43,061	\$28.57	\$59,416	\$55.46	\$115,354	\$76.35	\$158,809
Public administration	\$25.25	\$52,518	1.89	\$14.17	\$29,466	\$18.46	\$38,388	\$22.90	\$47,629	\$30.50	\$63,435	\$38.82	\$80,741
Manufacturing	\$24.35	\$50,640	2.15	\$12.95	\$26,936	\$16.79	\$34,916	\$21.63	\$44,988	\$27.22	\$56,617	\$38.24	\$79,544
Educational services	\$24.46	\$50,883	5.43	\$12.14	\$25,242	\$15.93	\$33,126	\$21.43	\$44,565	\$29.79	\$61,967	\$40.82	\$84,911
Transportation and warehousing	\$21.94	\$45,626	2.45	\$13.60	\$28,287	\$16.98	\$35,311	\$20.59	\$42,821	\$25.34	\$52,706	\$30.66	\$63,764
Wholesale trade	\$22.93	\$47,699	5.02	\$9.90	\$20,589	\$13.26	\$27,578	\$18.69	\$38,865	\$27.15	\$56,468	\$36.45	\$75,813
Health care and social assistance	\$24.58	\$51,131	2.73	\$9.79	\$20,355	\$12.30	\$25,589	\$18.13	\$37,702	\$29.74	\$61,849	\$42.78	\$88,980
Construction	\$20.30	\$42,223	3.02	\$10.68	\$22,206	\$13.38	\$27,840	\$17.77	\$36,969	\$25.46	\$52,955	\$33.59	\$69,863
Information	\$21.41	\$44,538	5.15	\$9.71	\$20,197	\$11.53	\$23,976	\$17.74	\$36,900	\$28.14	\$58,523	\$37.61	\$78,219
Finance and insurance	\$23.49	\$48,856	7.8	\$10.64	\$22,125	\$12.90	\$26,822	\$17.42	\$36,241	\$26.76	\$55,671	\$47.66	\$99,125
Real estate and rental and leasing	\$16.35	\$34,003	4.38	\$9.86	\$20,516	\$11.32	\$23,550	\$14.01	\$29,146	\$18.60	\$38,679	\$24.46	\$50,873
Arts, entertainment, and recreation	\$18.03	\$37,494	12.18	\$9.42	\$19,599	\$9.68	\$20,138	\$13.30	\$27,671	\$21.14	\$43,970	\$29.74	\$61,858
Other services (except public administration)	\$17.11	\$35,595	4.72	\$9.41	\$19,571	\$9.90	\$20,597	\$13.29	\$27,636	\$21.01	\$43,706	\$30.11	\$62,626
Administrative and support and waste management and remediation services	\$14.91	\$31,016	3.61	\$9.60	\$19,967	\$10.52	\$21,881	\$12.22	\$25,410	\$16.58	\$34,488	\$22.87	\$47,562
Retail trade	\$16.26	\$33,821	1.94	\$9.41	\$19,563	\$9.96	\$20,720	\$11.86	\$24,676	\$17.30	\$35,974	\$25.73	\$53,522
Accommodation and food services	\$11.11	\$23,107	2.73	\$9.32	\$19,393	\$9.38	\$19,517	\$9.56	\$19,887	\$11.03	\$22,946	\$14.66	\$30,491



Eastern & Southern

Figure 15a. Employment Distribution and Average Hourly Wage in Major Occupational Groups (Eastern and Southern Colorado Balance of State Area, May 2017)

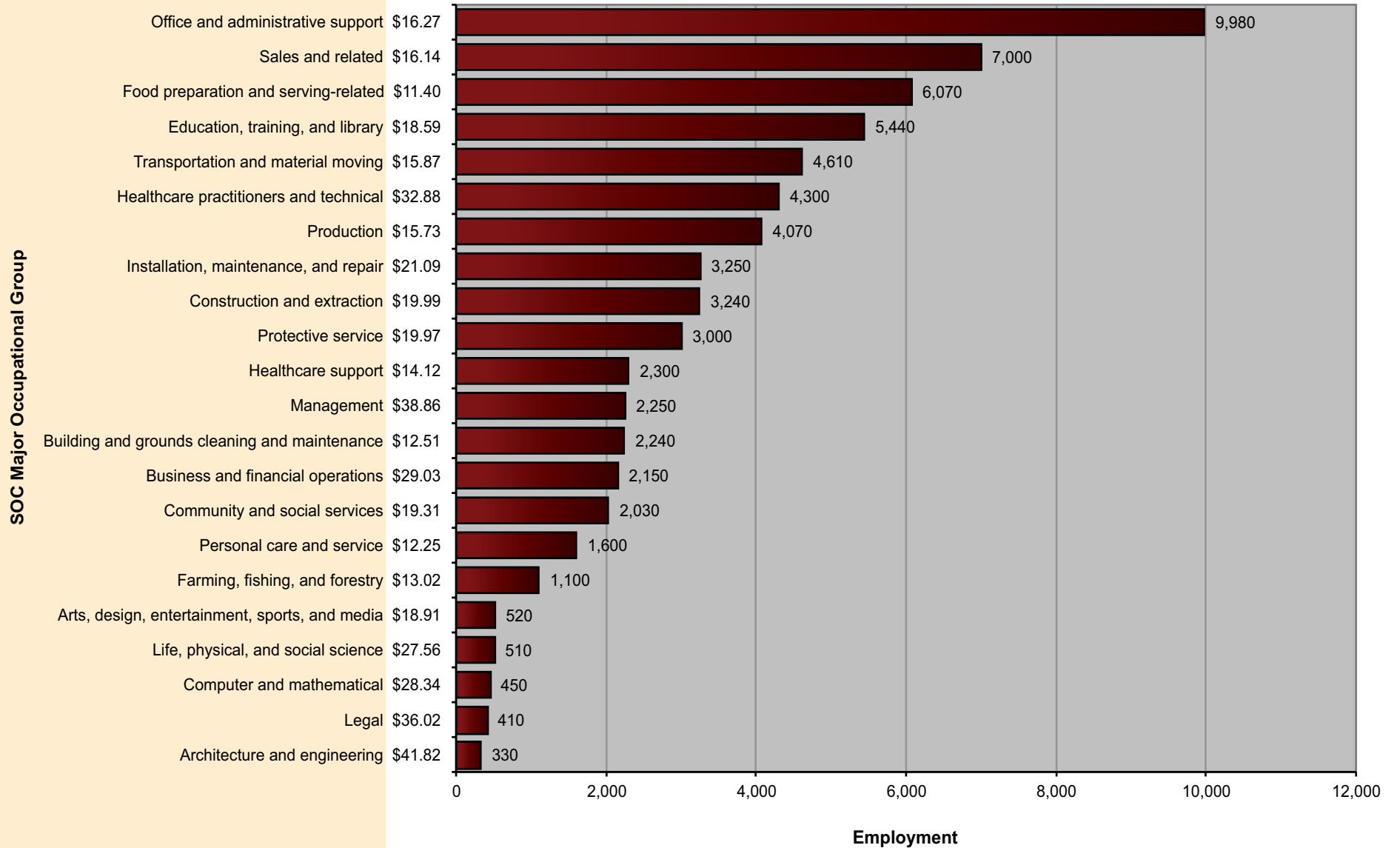


Figure 15b. Employment Distribution and Average Hourly Wage in Major Industry Groups (Eastern and Southern Colorado Balance of State Area, May 2017)

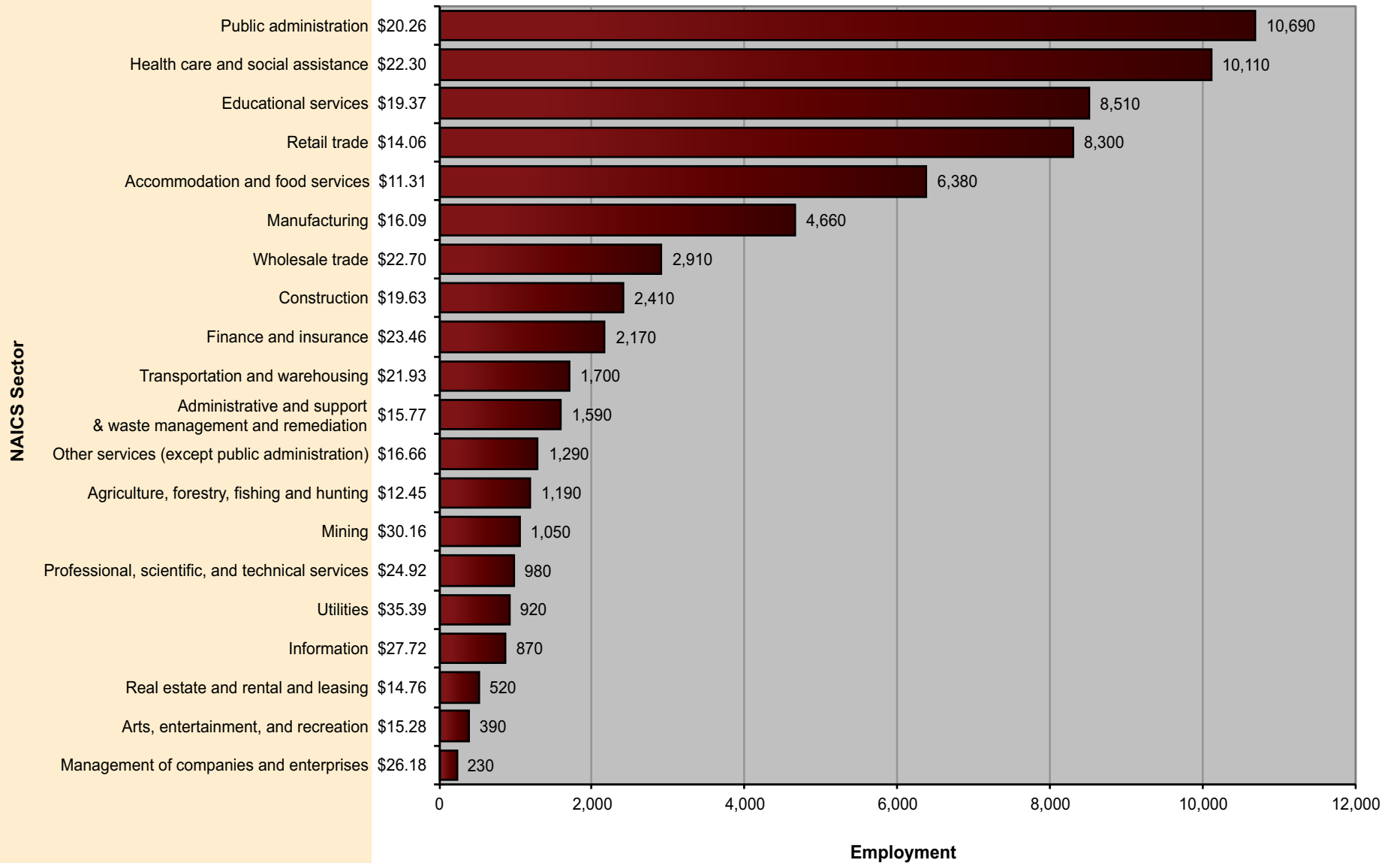
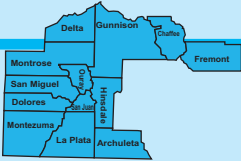


Table 20. Percentile Wages by Industry (Eastern and Southern Colorado BOS Area, May 2017)

NAICS Sector	Average Hourly	Average Annual	PRSE*	10 th Percentile Hourly	10 th Percentile Annual	25 th Percentile Hourly	25 th Percentile Annual	Median Hourly	Median Annual	75 th Percentile Hourly	75 th Percentile Annual	90 th Percentile Hourly	90 th Percentile Annual
Agriculture, forestry, fishing and hunting	\$12.45	\$25,892	4.72	\$9.35	\$19,452	\$9.44	\$19,625	\$9.80	\$20,380	\$11.54	\$24,002	\$19.38	\$40,315
Mining	\$30.16	\$62,724	5.1	\$14.94	\$31,076	\$17.75	\$36,915	\$23.88	\$49,660	\$33.97	\$70,650	\$50.40	\$104,830
Utilities	\$35.39	\$73,616	4.59	\$18.69	\$38,873	\$26.43	\$54,971	\$34.14	\$71,016	\$43.35	\$90,169	\$49.33	\$102,614
Construction	\$19.63	\$40,821	4.23	\$9.91	\$20,621	\$13.08	\$27,198	\$17.21	\$35,796	\$23.68	\$49,248	\$30.73	\$63,910
Manufacturing	\$16.09	\$33,459	6.19	\$9.71	\$20,207	\$11.01	\$22,901	\$13.44	\$27,952	\$17.29	\$35,963	\$24.32	\$50,584
Wholesale trade	\$22.70	\$47,213	5.6	\$9.56	\$19,886	\$11.84	\$24,623	\$16.22	\$33,731	\$25.73	\$53,528	\$42.69	\$88,796
Retail trade	\$14.06	\$29,248	2.14	\$9.46	\$19,676	\$9.98	\$20,762	\$11.48	\$23,872	\$15.13	\$31,473	\$21.13	\$43,952
Transportation and warehousing	\$21.93	\$45,604	2.44	\$12.17	\$25,314	\$15.77	\$32,802	\$20.40	\$42,424	\$28.15	\$58,554	\$32.43	\$67,454
Information	\$27.72	\$57,651	14.59	\$9.72	\$20,212	\$12.89	\$26,821	\$21.08	\$43,843	\$35.41	\$73,659	\$56.57	\$117,667
Finance and insurance	\$23.46	\$48,797	3.99	\$10.80	\$22,461	\$13.42	\$27,914	\$18.17	\$37,785	\$26.38	\$54,873	\$43.87	\$91,258
Real estate and rental and leasing	\$14.76	\$30,704	3.36	\$9.38	\$19,512	\$10.43	\$21,704	\$13.23	\$27,524	\$17.23	\$35,842	\$21.52	\$44,764
Professional, scientific, and technical services	\$24.92	\$51,841	6.48	\$10.36	\$21,556	\$13.53	\$28,144	\$19.55	\$40,663	\$28.76	\$59,825	\$43.75	\$91,004
Management of companies and enterprises	\$26.18	\$54,451	7.34	\$12.61	\$26,220	\$15.28	\$31,793	\$20.49	\$42,620	\$31.07	\$64,616	\$49.78	\$103,546
Administrative and support and waste management and remediation services	\$15.77	\$32,809	3.08	\$9.50	\$19,760	\$10.99	\$22,869	\$13.90	\$28,912	\$17.52	\$36,451	\$24.08	\$50,090
Educational services	\$19.37	\$40,280	2.53	\$10.89	\$22,644	\$13.90	\$28,915	\$17.99	\$37,423	\$22.96	\$47,765	\$29.40	\$61,157
Health care and social assistance	\$22.30	\$46,391	2.77	\$9.77	\$20,330	\$11.51	\$23,945	\$15.54	\$32,324	\$26.70	\$55,538	\$38.44	\$79,960
Arts, entertainment, and recreation	\$15.28	\$31,789	9.46	\$9.41	\$19,579	\$9.69	\$20,149	\$11.87	\$24,685	\$17.23	\$35,838	\$23.93	\$49,781
Accommodation and food services	\$11.31	\$23,535	2.11	\$9.34	\$19,432	\$9.43	\$19,611	\$9.73	\$20,239	\$11.54	\$23,999	\$15.20	\$31,611
Other services (except public administration)	\$16.66	\$34,655	4.31	\$9.45	\$19,656	\$10.66	\$22,182	\$14.39	\$29,928	\$19.19	\$39,909	\$25.42	\$52,864
Public administration	\$20.26	\$42,131	1.38	\$9.83	\$20,436	\$13.46	\$27,991	\$18.97	\$39,451	\$24.19	\$50,321	\$31.66	\$65,848



Southwest

Figure 16a. Employment Distribution and Average Hourly Wage in Major Occupational Groups (Southwest Colorado Balance of State Area, May 2017)

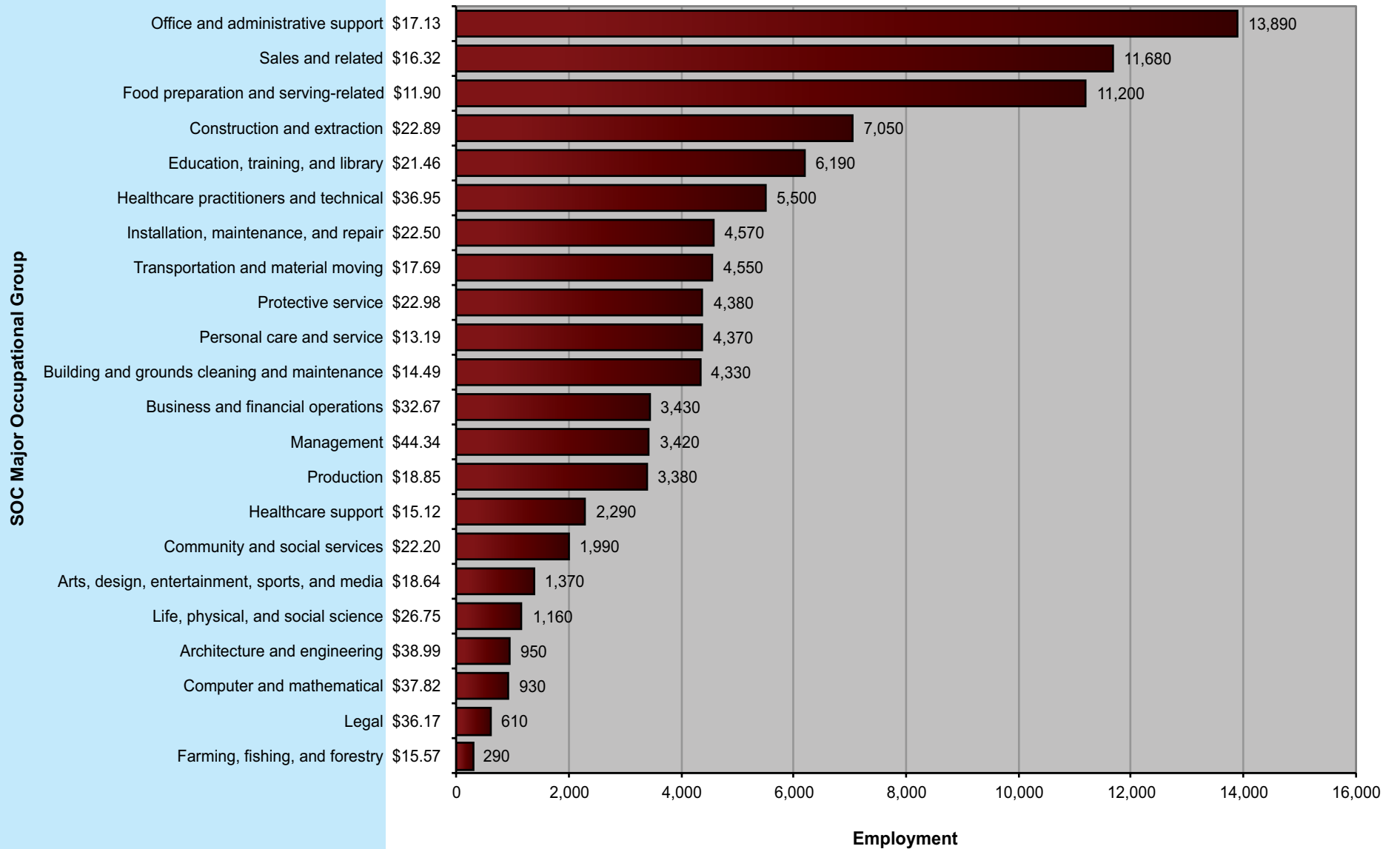


Figure 16b. Employment Distribution and Average Hourly Wage in Major Industry Groups (Southwest Colorado Balance of State Area, May 2017)

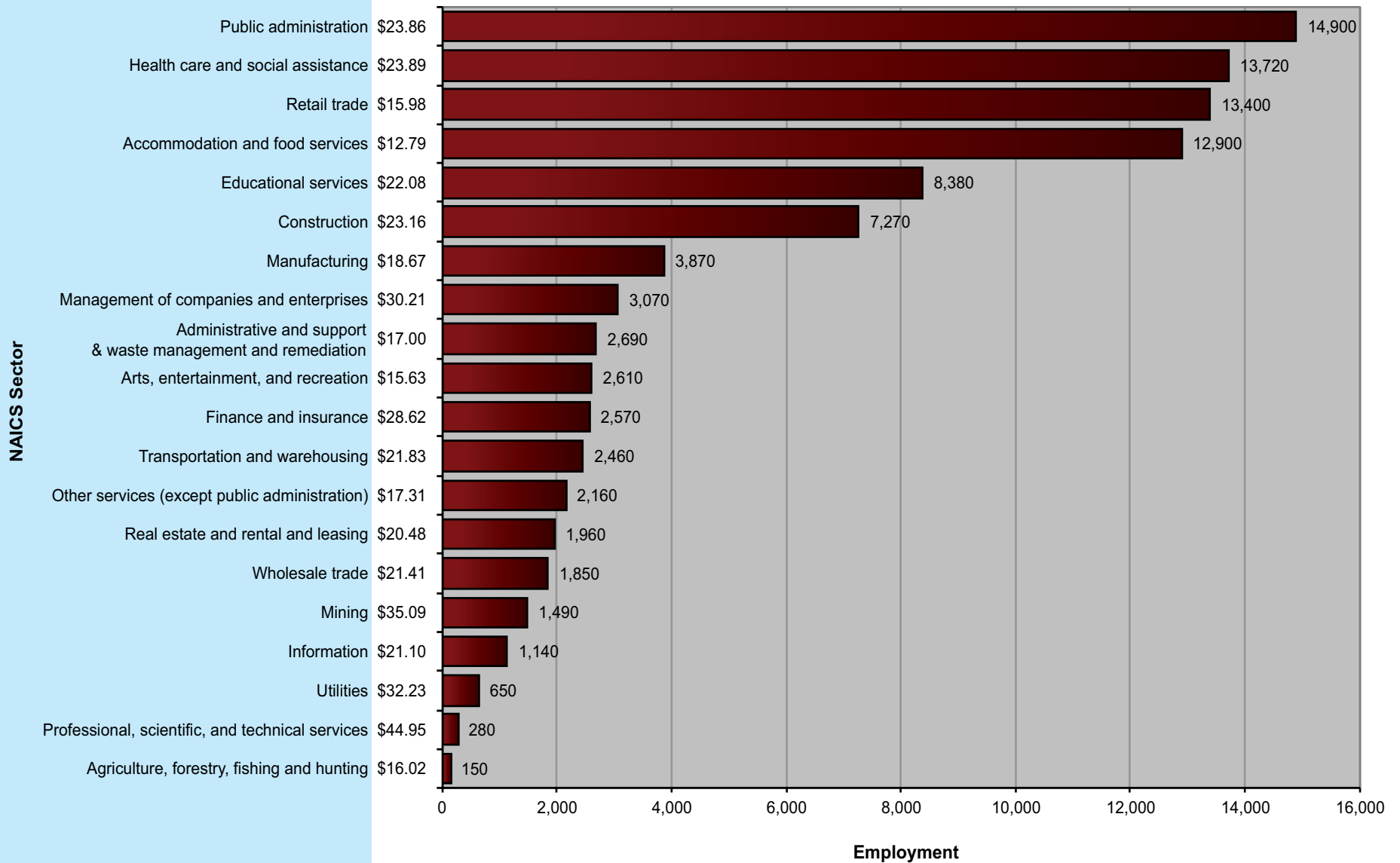
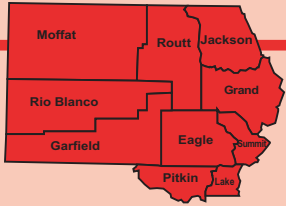


Table 21. Percentile Wages by Industry (Southwest Colorado BOS Area, May 2017)

NAICS Sector	Average Hourly	Average Annual	PRSE*	10 th Percentile Hourly	10 th Percentile Annual	25 th Percentile Hourly	25 th Percentile Annual	Median Hourly	Median Annual	75 th Percentile Hourly	75 th Percentile Annual	90 th Percentile Hourly	90 th Percentile Annual
Professional, scientific, and technical services	\$44.95	\$93,506	8.78	\$17.91	\$37,250	\$29.68	\$61,743	\$39.17	\$81,475	\$61.21	\$127,315	\$74.58	\$155,136
Utilities	\$32.23	\$67,038	6.27	\$13.78	\$28,669	\$21.57	\$44,869	\$31.40	\$65,318	\$42.01	\$87,381	\$48.79	\$101,492
Mining	\$35.09	\$72,995	6.04	\$17.54	\$36,482	\$22.36	\$46,513	\$28.33	\$58,929	\$41.77	\$86,879	\$58.05	\$120,753
Management of companies and enterprises	\$30.21	\$62,830	6.66	\$11.19	\$23,271	\$15.22	\$31,663	\$23.74	\$49,375	\$38.51	\$80,098	\$60.39	\$125,616
Public administration	\$23.86	\$49,621	1.01	\$11.94	\$24,831	\$16.87	\$35,095	\$22.15	\$46,064	\$28.95	\$60,212	\$36.95	\$76,850
Construction	\$23.16	\$48,164	2.18	\$12.74	\$26,499	\$16.60	\$34,533	\$21.59	\$44,909	\$27.97	\$58,185	\$34.47	\$71,698
Finance and insurance	\$28.62	\$59,536	5.03	\$12.43	\$25,859	\$14.52	\$30,199	\$20.71	\$43,072	\$33.95	\$70,606	\$57.00	\$118,555
Educational services	\$22.08	\$45,920	1.75	\$11.75	\$24,438	\$14.89	\$30,975	\$19.55	\$40,656	\$26.71	\$55,565	\$35.56	\$73,960
Transportation and warehousing	\$21.83	\$45,400	2.46	\$10.65	\$22,154	\$13.45	\$27,981	\$18.65	\$38,794	\$25.76	\$53,588	\$34.79	\$72,353
Information	\$21.10	\$43,893	7.07	\$9.57	\$19,905	\$12.83	\$26,680	\$17.98	\$37,395	\$26.63	\$55,398	\$36.88	\$76,706
Health care and social assistance	\$23.89	\$49,685	3.36	\$9.80	\$20,389	\$12.23	\$25,444	\$17.17	\$35,718	\$28.50	\$59,281	\$40.15	\$83,514
Real estate and rental and leasing	\$20.48	\$42,601	8.14	\$9.59	\$19,945	\$12.49	\$25,969	\$16.66	\$34,654	\$22.57	\$46,937	\$30.48	\$63,388
Wholesale trade	\$21.41	\$44,540	5.22	\$9.59	\$19,948	\$11.67	\$24,274	\$16.57	\$34,463	\$24.34	\$50,628	\$36.76	\$76,471
Manufacturing	\$18.67	\$38,826	3.3	\$10.11	\$21,033	\$12.42	\$25,830	\$15.74	\$32,748	\$21.44	\$44,602	\$29.61	\$61,579
Administrative and support and waste management and remediation services	\$17.00	\$35,361	3.39	\$9.78	\$20,346	\$11.91	\$24,783	\$15.17	\$31,548	\$19.64	\$40,858	\$24.99	\$51,987
Other services (except public administration)	\$17.31	\$36,004	4.01	\$9.48	\$19,717	\$10.90	\$22,670	\$15.08	\$31,373	\$20.42	\$42,472	\$29.27	\$60,888
Agriculture, forestry, fishing and hunting	\$16.02	\$33,321	7.34	\$9.36	\$19,461	\$9.54	\$19,833	\$13.75	\$28,606	\$18.31	\$38,090	\$28.71	\$59,712
Retail trade	\$15.98	\$33,242	3.01	\$9.58	\$19,930	\$10.68	\$22,221	\$13.21	\$27,473	\$17.63	\$36,665	\$24.14	\$50,205
Arts, entertainment, and recreation	\$15.63	\$32,515	3.74	\$9.44	\$19,632	\$9.98	\$20,754	\$12.82	\$26,673	\$17.79	\$37,005	\$24.70	\$51,380
Accommodation and food services	\$12.79	\$26,600	2.44	\$9.34	\$19,423	\$9.46	\$19,667	\$10.48	\$21,796	\$13.44	\$27,962	\$18.61	\$38,700



Northwest

Figure 17a. Employment Distribution and Average Hourly Wage in Major Occupational Groups (Northwest Colorado Balance of State Area, May 2017)

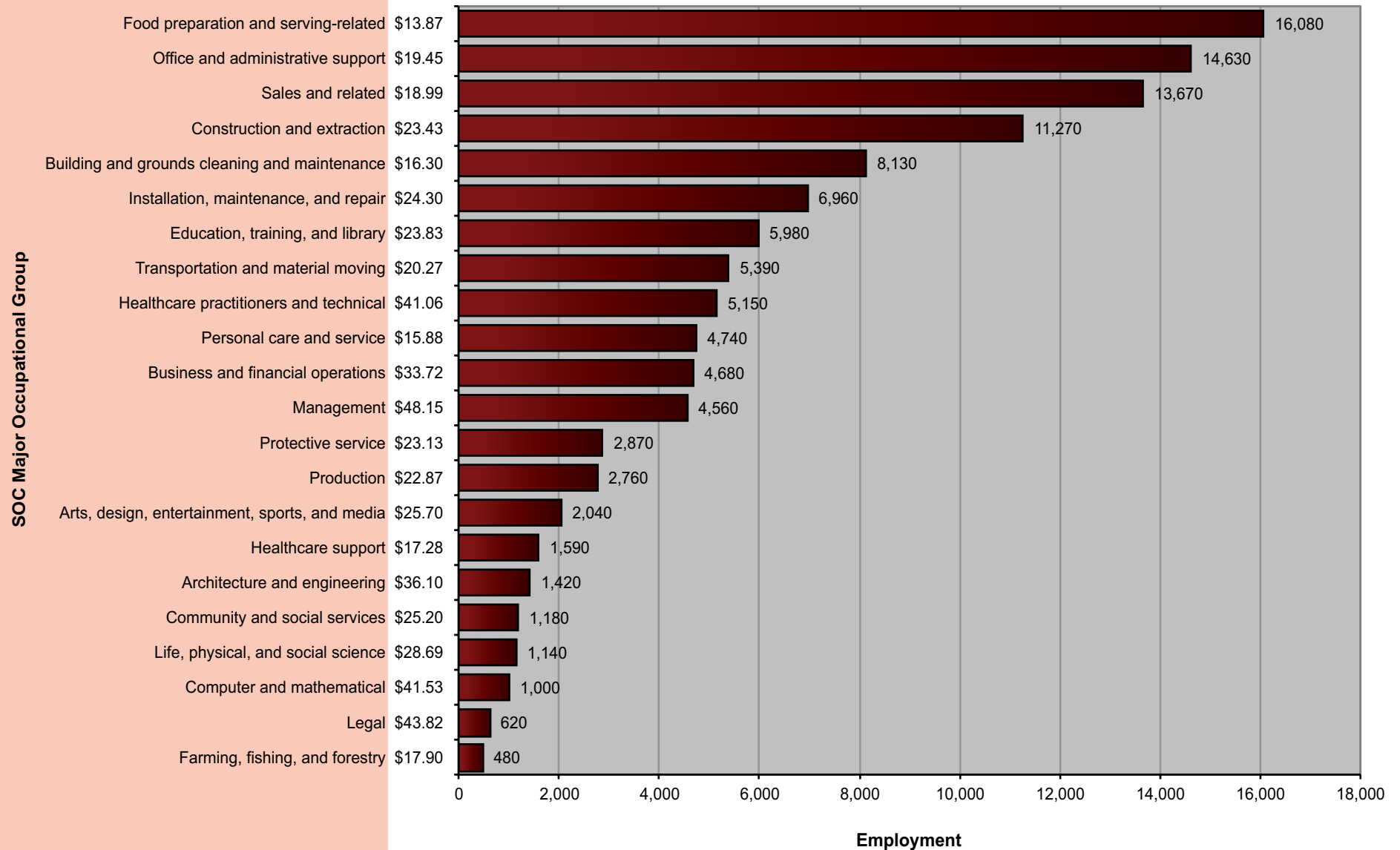


Figure 17b. Employment Distribution and Average Hourly Wage in Major Industry Groups (Northwest Colorado Balance of State Area, May 2017)

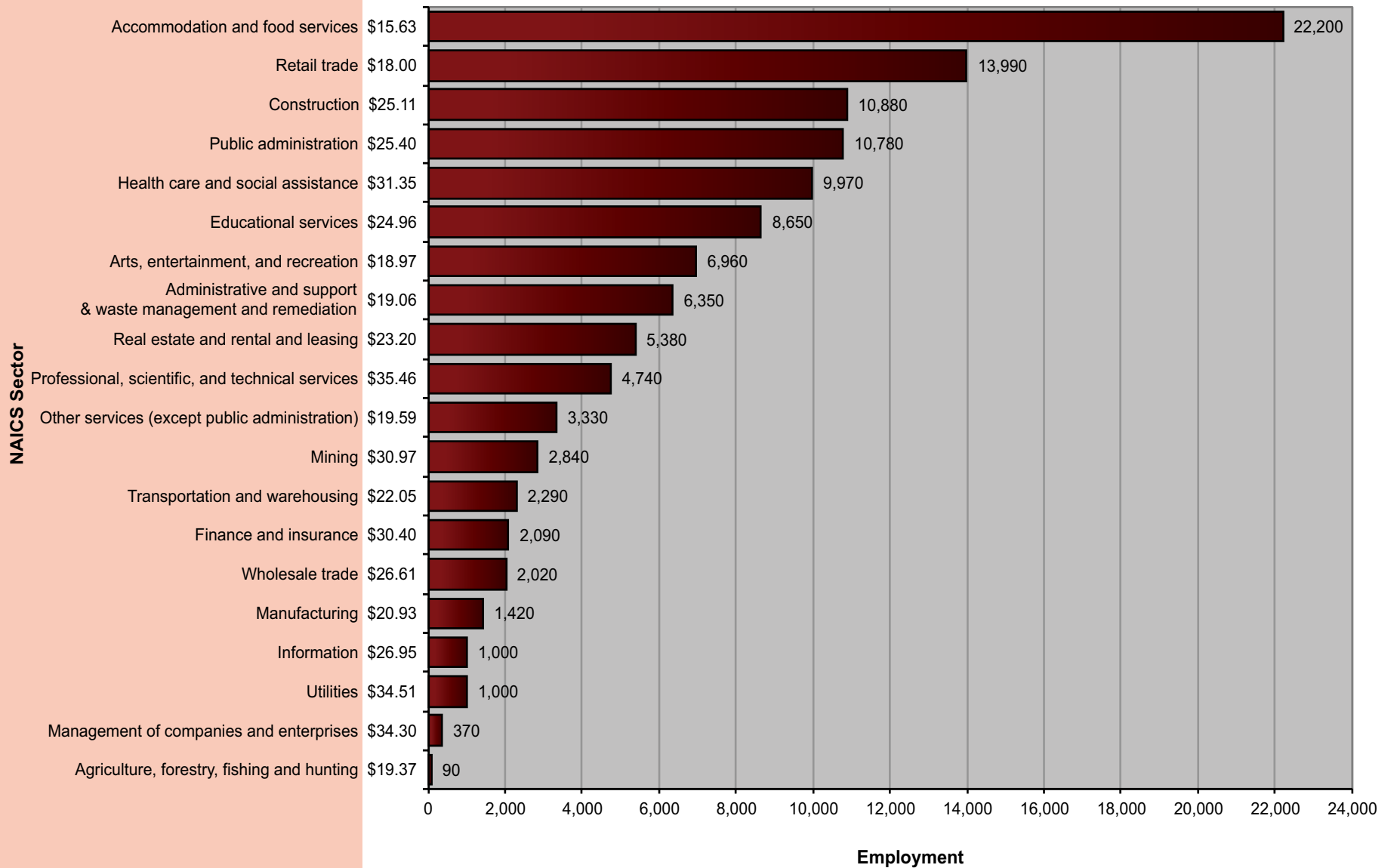


Table 22. Percentile Wages by Industry (Northwest Colorado BOS Area, May 2017)

NAICS Sector	Average Hourly	Average Annual	PRSE*	10 th Percentile Hourly	10 th Percentile Annual	25 th Percentile Hourly	25 th Percentile Annual	Median Hourly	Median Annual	75 th Percentile Hourly	75 th Percentile Annual	90 th Percentile Hourly	90 th Percentile Annual
Utilities	\$34.51	\$71,772	7.76	\$18.41	\$38,298	\$26.36	\$54,833	\$33.95	\$70,610	\$43.72	\$90,943	\$49.31	\$102,558
Mining	\$30.97	\$64,408	2.09	\$17.40	\$36,190	\$21.77	\$45,282	\$29.79	\$61,956	\$36.86	\$76,672	\$45.81	\$95,292
Professional, scientific, and technical services	\$35.46	\$73,759	4.11	\$15.71	\$32,669	\$21.10	\$43,888	\$29.10	\$60,531	\$43.72	\$90,937	\$63.17	\$131,388
Management of companies and enterprises	\$34.30	\$71,348	17.29	\$14.41	\$29,964	\$20.68	\$43,013	\$26.93	\$56,007	\$37.20	\$77,370	\$53.47	\$111,211
Health care and social assistance	\$31.35	\$65,215	3.07	\$13.43	\$27,929	\$16.65	\$34,640	\$23.24	\$48,344	\$36.95	\$76,862	\$51.59	\$107,316
Public administration	\$25.40	\$52,831	1.51	\$12.76	\$26,551	\$17.00	\$35,367	\$23.16	\$48,183	\$30.98	\$64,435	\$39.88	\$82,952
Construction	\$25.11	\$52,238	2.83	\$13.49	\$28,056	\$17.21	\$35,793	\$23.05	\$47,950	\$29.79	\$61,953	\$38.35	\$79,776
Finance and insurance	\$30.40	\$63,223	7.25	\$12.97	\$26,984	\$16.12	\$33,525	\$22.51	\$46,831	\$32.31	\$67,212	\$49.98	\$103,949
Educational services	\$24.96	\$51,920	2.32	\$13.89	\$28,887	\$17.47	\$36,344	\$22.43	\$46,653	\$29.17	\$60,667	\$38.71	\$80,509
Wholesale trade	\$26.61	\$55,347	6.32	\$12.39	\$25,777	\$15.91	\$33,094	\$21.30	\$44,307	\$29.53	\$61,414	\$43.85	\$91,206
Information	\$26.95	\$56,058	12.49	\$9.49	\$19,747	\$12.97	\$26,969	\$21.09	\$43,866	\$33.77	\$70,244	\$44.40	\$92,360
Transportation and warehousing	\$22.05	\$45,871	2.31	\$12.33	\$25,640	\$15.76	\$32,782	\$20.28	\$42,192	\$27.63	\$57,466	\$34.62	\$72,012
Real estate and rental and leasing	\$23.20	\$48,248	3.74	\$11.76	\$24,457	\$14.61	\$30,384	\$19.58	\$40,718	\$28.18	\$58,619	\$37.74	\$78,495
Manufacturing	\$20.93	\$43,535	3.92	\$9.57	\$19,902	\$13.51	\$28,092	\$19.17	\$39,864	\$25.50	\$53,048	\$31.82	\$66,194
Agriculture, forestry, fishing and hunting	\$19.37	\$40,295	7.32	\$10.59	\$22,022	\$12.05	\$25,054	\$18.98	\$39,482	\$24.51	\$50,979	\$28.94	\$60,203
Administrative and support and waste management and remediation services	\$19.06	\$39,644	3.66	\$11.45	\$23,808	\$13.60	\$28,283	\$16.74	\$34,815	\$21.21	\$44,125	\$27.92	\$58,081
Other services (except public administration)	\$19.59	\$40,738	3.25	\$9.60	\$19,959	\$11.49	\$23,904	\$16.35	\$34,013	\$24.33	\$50,615	\$33.35	\$69,371
Arts, entertainment, and recreation	\$18.97	\$39,462	3.5	\$9.93	\$20,655	\$11.72	\$24,379	\$15.59	\$32,427	\$22.07	\$45,915	\$30.75	\$63,970
Retail trade	\$18.00	\$37,450	2.42	\$10.28	\$21,393	\$12.22	\$25,414	\$14.88	\$30,952	\$20.03	\$41,668	\$27.96	\$58,157
Accommodation and food services	\$15.63	\$32,513	2.03	\$9.37	\$19,482	\$9.74	\$20,251	\$13.28	\$27,619	\$17.62	\$36,651	\$24.42	\$50,801

Technical Notes and Methodology

Scope of the survey

The Occupational Employment Statistics (OES) survey is a semiannual survey measuring occupational employment and wage rates for wage and salary workers in nonfarm establishments in the United States. OES data available from BLS include cross-industry occupational employment and wage estimates for the nation; over 650 areas, including states and the District of Columbia, metropolitan statistical areas (MSAs), metropolitan divisions, nonmetropolitan areas, and territories; national industry-specific estimates at the NAICS sector, 3-, 4-, and selected 5- and 6-digit industry levels; and national estimates by ownership across all industries and for schools and hospitals.

The OES survey is a cooperative effort between BLS and the State Workforce Agencies (SWAs). BLS funds the survey and provides the procedures and technical support, while the State Workforce Agencies collect most of the data. OES estimates are constructed from a sample of about 1.2 million establishments. Each year, two semiannual panels of approximately 200,000 sampled establishments are contacted, one panel in May and the other in November. Responses are obtained by mail, Internet or other electronic means, email, telephone, or personal visit. The May 2017 estimates are based on responses from six semiannual panels collected over a 3-year period: May 2017, November 2016, May 2016, November 2015, May 2015, and November 2014. The overall national response rate for the six panels, based on the 50 states and the District of Columbia, is 72 percent based on establishments

and 68 percent based on weighted sample employment. The unweighted employment of sampled establishments across all six semiannual panels represents approximately 58 percent of total national employment.

The occupational coding system

The OES survey categorizes workers into 810 detailed occupations based on the Office of Management and Budget's 2010 Standard Occupational Classification (SOC) system. Together, these detailed occupations make up 22 of the 23 SOC major occupational groups. Major group 55, Military Specific Occupations, is not included. The major groups are as follows:

- Management occupations
- Business and financial operations occupations
- Computer and mathematical occupations
- Architecture and engineering occupations
- Life, physical, and social science occupations
- Community and social services occupations
- Legal occupations
- Education, training and library occupations
- Arts, design, entertainment, sports, and media occupations
- Healthcare practitioner and technical occupations
- Healthcare support occupations
- Protective service occupations
- Food preparation and serving related occupations
- Building and grounds cleaning and maintenance occupations
- Personal care and service occupations

- Sales and related occupations
- Office and administrative support occupations
- Farming, fishing, and forestry, occupations
- Construction, and extraction occupations
- Installation, maintenance, and repair occupations
- Production occupations
- Transportation and material moving occupations
- Military specific occupations (not surveyed in OES).

For more information about the SOC system, please see the BLS website at www.bls.gov/soc/.

The industry coding system

The May 2017 OES estimates use the 2017 North American Industry Classification System (NAICS). For more information about NAICS, see the BLS website at www.bls.gov/bls/naics.htm.

The OES survey excludes the majority of the agricultural sector, with the exception of logging (NAICS 113310), support activities for crop production (NAICS 1151), and support activities for animal production (NAICS 1152). Private households (NAICS 814) also are excluded. OES federal government data include the U.S. Postal Service and the federal executive branch only. All other industries, including state and local government, are covered by the survey.

Survey sample

The OES survey draws its sample from state unemployment insurance (UI) files. Supplemental sources are used for rail transportation (NAICS 4821) and Guam because they do not report to the UI program. The OES survey sample is stratified by metropolitan and nonmetropolitan area, industry, and size.

To provide the most occupational coverage, larger employers are more likely to be selected than smaller employers. A census is taken of the executive branch of the federal government, the US Postal Service, and state government.

Concepts

Occupational employment is the estimate of total wage and salary employment in an occupation. The OES survey defines employment as the number of workers who can be classified as full- or part-time employees, including workers on paid vacations or other types of paid leave; workers on unpaid short-term absences; salaried officers, executives, and staff members of incorporated firms; employees temporarily assigned to other units; and employees for whom the reporting unit is their permanent duty station, regardless of whether that unit prepares their paycheck. The survey does not include the self-employed, owners and partners in unincorporated firms, household workers, or unpaid family workers.

Wages for the OES survey are straight-time, gross pay, exclusive of premium pay. Base rate; cost-of-living allowances; guaranteed pay; hazardous-duty pay; incentive pay, including commissions and production bonuses; and tips are included. Excluded are overtime pay, severance pay, shift differentials, nonproduction bonuses, employer cost for supplementary benefits, and tuition reimbursements.

OES receives wage rate data for the federal government, the US Postal Service, and most state governments. For the remaining establishments, the OES survey data are placed into 12 intervals. The intervals are defined both as hourly rates and the corresponding annual rates, where the annual

rate for an occupation is calculated by multiplying the hourly wage rate by a typical work year of 2,080 hours. The responding establishments are instructed to report the hourly rate for part-time workers, and to report annual rates for occupations that are typically paid at an annual rate but do not work 2,080 hours per year, such as teachers, pilots, and flight attendants. Other workers, such as some entertainment workers, are paid hourly rates, but generally do not work 40 hours per week, year round. For these workers, only an hourly wage is reported.

The 12 wage intervals used to collect data are as follows:

<i>Wage Intervals used for the May 2016 OES Survey</i>		
Interval	Hourly Wages	Annual Wages
Range A	Under \$9.25	Under \$19,240
Range B	\$9.25 to \$11.74	\$19,240 to \$24,439
Range C	\$11.75 to \$14.74	\$24,440 to \$30,679
Range D	\$14.75 to \$18.74	\$30,680 to \$38,999
Range E	\$18.75 to \$23.99	\$39,000 to \$49,919
Range F	\$24.00 to \$30.24	\$49,920 to \$62,919
Range G	\$30.25 to \$38.49	\$62,920 to \$80,079
Range H	\$38.50 to \$48.99	\$80,080 to \$101,919
Range I	\$49.00 to \$61.99	\$101,920 to \$128,959
Range J	\$62.00 to \$78.74	\$128,960 to \$163,799
Range K	\$78.75 to \$99.99	\$163,800 to \$207,999
Range L	\$100.00 and over	\$208,000 and over

Estimation methodology

The OES survey is designed to produce estimates by combining six panels of data collected over a 3-year period. Each OES panel includes approximately 200,000 establishments. The full six-panel sample of nearly 1.2 million establishments allows the production of estimates at detailed levels of geography, industry, and occupation.

Wage updating. Significant reductions in sampling errors are obtained by combining six panels of data, particularly for small geographic areas and occupations. Wages for the current panel need no adjustment. However, wages in the five previous panels need to be updated to the current panel's reference period.

The OES program uses the BLS Employment Cost Index (ECI) to adjust survey data from prior panels before combining them with the current panel's data. The wage updating procedure adjusts each detailed occupation's wage rate, as measured in the earlier panel, according to the average movement of its broader occupational division.

Imputation. Some establishments do not respond for a given panel. For most employers, a "nearest neighbor" hot deck imputation procedure is used to impute missing occupational employment totals. A variant of mean imputation is used to impute missing wage distributions. In some cases, data for current panel nonrespondents are available for earlier panels. In those cases, the older data may be used and aged

to represent the current reference period.

Weighting and benchmarking. The sampled establishments are weighted to represent all establishments for the reference period. Weights are further adjusted by the ratio of employment totals (the average of November 2016 and May 2017 employment) from the BLS Quarterly Census of Employment and Wages to employment totals from the OES survey.

Reliability of the estimates. Estimates developed from a sample will differ from the results of a census. An estimate based on a sample survey is subject to two types of error: sampling and nonsampling error. An estimate based on a census is subject only to nonsampling error.

Nonsampling error. This type of error is attributable to several causes, such as errors in the sampling frame; an inability to obtain information for all establishments in the sample; differences in respondents' interpretation of a survey question; an inability or unwillingness of the respondents to provide correct information; errors made in recording, coding, or processing the data; and errors made in imputing values for missing data. Explicit measures of the effects of nonsampling error are not available.

Sampling error. When a sample, rather than an entire population, is surveyed, estimates differ from the true population values that they represent. This difference, the sampling error, occurs by chance

and its variability is measured by the variance of the estimate or the standard error of the estimate (square root of the variance). The relative standard error is the ratio of the standard error to the estimate itself.

Estimates of the sampling error for occupational employment and mean wage rates are provided for all employment and mean wage estimates to allow data users to determine if those statistics are reliable enough for their needs. Only a probability-based sample can be used to calculate estimates of sampling error. The formulas used to estimate OES variances are adaptations of formulas appropriate for the survey design used.

Confidentiality

BLS has a strict confidentiality policy that ensures that the survey sample composition, lists of reporters, and names of respondents will be kept confidential. Additionally, the policy assures respondents that published figures will not reveal the identity of any specific respondent and will not allow the data of any specific respondent to be inferred. The most relevant statute which governs BLS confidentiality is the Confidential Information Protection and Statistical Efficiency Act (CIPSEA). Each published estimate is screened to ensure that it meets these confidentiality requirements. To further protect the confidentiality of the data, the specific screening criteria are not listed in this publication. For additional information regarding confidentiality, please visit the BLS website at www.bls.gov/bls/confidentiality.htm.

Changes to the May 2017 estimates

The May 2017 OES estimates are the first to be based on the 2017 North American Industry Classification System, which replaces the 2012 NAICS used in the May 2012-May 2016 estimates. All six panels used in the May 2017 estimates were collected using the 2012 NAICS; these data were mapped to the 2017 NAICS codes.

Beginning with the May 2017 estimates, OES has replaced 21 detailed occupations with 10 aggregations of those occupations. In most cases, occupations were aggregated to the SOC broad occupation level. The remaining aggregations do not correspond to SOC broad occupations and use OES-specific codes and titles. The purpose of these aggregations is to achieve more robust estimates by combining similar occupations for which the survey does not have the information needed to distinguish between occupations for accurate coding.

In addition, some 4- and 5-digit NAICS industries that OES previously published are no longer published separately. Some of these industries are now published at their standard 3- and 4-digit NAICS levels, respectively. Others are published as OES-specific industry aggregations. The new industry aggregations will improve sampling efficiency by combining industries with similar staffing patterns.

For more information about the new aggregations, see www.bls.gov/oes/changes_2017.htm.

The May 2017 estimates include additional establishments in the services for the elderly and persons with disabilities industry (NAICS 624120). In May 2013, the Quarterly Census of Employment and Wages program, from which the OES sample is drawn, began coding some establishments that were historically found in private households (NAICS 814110) to services for the elderly and persons with disabilities (NAICS 624120). Private households

are out of scope for OES, so this shift caused a scope increase for OES in NAICS 624120. These newly in-scope units were removed from the survey data and not used for the May 2015 and May 2016 estimates. OES now has six panels of survey data collected under the new scope, so the May 2017 estimates include the full set of establishments from the expanded scope of NAICS 624120 for the first time.

Definitions

Covered Employment

Employment covered by state unemployment insurance laws or, for federal workers, covered by the Unemployment Compensation for Federal Employees program.

Establishment

A business, usually at a particular physical location, that engages in one or more types of economic activity; for example, a factory, mine, store, or office. Generally a single establishment produces a single good or provides a single service. An enterprise (a private firm, government, or non-profit organization) could consist of a single

establishment or multiple establishments. A multi-establishment enterprise could have all its establishments in one industry (ie, a chain), or could have various establishments in different industries (ie, a conglomerate). Some establishments, such as construction firms, may have a small fixed base but perform the bulk of their economic activity at various jobsites.

Occupation

A set of activities or tasks employees are paid to perform. Employees that perform essentially the same tasks are in the same occupation, whether or not they are in the same industry. Some occupations are concentrated in a few particular industries; other occupations are found in the majority of industries.

Colorado Regions: Metropolitan Statistical Areas (MSAs) and Balance of State (BOS) Areas

Area Code	County Code	County Name	Area Code	County Code	County Name	Area Code	County Code	County Name
Boulder MSA			Eastern & Southern Colorado BOS Area			Southwest Colorado BOS Area		
14500	013	BOULDER	00001	003	ALAMOSA	00002	007	ARCHULETA
Colorado Springs MSA			00001	009	BACA	00002	015	CHAFFEE
17820	041	EL PASO	00001	011	BENT	00002	029	DELTA
17820	119	TELLER	00001	017	CHEYENNE	00002	033	DOLORES
Denver-Aurora MSA			00001	021	CONEJOS	00002	043	FREMONT
19740	001	ADAMS	00001	023	COSTILLA	00002	051	GUNNISON
19740	005	ARAPAHOE	00001	025	CROWLEY	00002	053	HINSDALE
19740	014	BROOMFIELD	00001	027	CUSTER	00002	067	LA PLATA
19740	019	CLEAR CREEK	00001	027	CUSTER	00002	083	MONTEZUMA
19740	031	DENVER	00001	055	HUERFANO	00002	085	MONTRORSE
19740	035	DOUGLAS	00001	061	KIOWA	00002	091	OURAY
19740	039	ELBERT	00001	063	KIT CARSON	00002	111	SAN JUAN
19740	047	GILPIN	00001	071	LAS ANIMAS	00002	113	SAN MIGUEL
19740	059	JEFFERSON	00001	073	LINCOLN	Northwest Colorado BOS Area		
19740	093	PARK	00001	075	LOGAN	00003	037	EAGLE
Fort Collins-Loveland MSA			00001	079	MINERAL	00003	045	GARFIELD
22660	069	LARIMER	00001	087	MORGAN	00003	049	GRAND
Grand Junction MSA			00001	089	OTERO	00003	057	JACKSON
24300	077	MESA	00001	095	PHILLIPS	00003	065	LAKE
Greeley MSA			00001	099	PROWERS	00003	091	MOFFAT
24540	123	WELD	00001	105	RIO GRANDE	00003	097	PITKIN
Pueblo MSA			00001	109	SAGUACHE	00003	103	RIO BLANCO
39380	101	PUEBLO	00001	115	SEDGWICK	00003	107	ROUTT
			00001	121	WASHINGTON	00003	117	SUMMIT
			00001	125	YUMA			

Occupational Code	Occupational Title	Employment Estimate	Employment Percentage Relative Standard Error	Average Hourly Wage	Average Annual Wage	Wage Percentage Relative Standard Error	10th Percentile (Hourly)	25th Percentile (Hourly)	50th Percentile (Hourly)	75th Percentile (Hourly)	90th Percentile (Hourly)	10th Percentile (Annual)	25th Percentile (Annual)	50th Percentile (Annual)	75th Percentile (Annual)	90th Percentile (Annual)	Location Quotients
00-0000	Total all occupations	2,555,300	0.34	\$25.99	\$54,049	0.54	\$9.82	\$12.90	\$19.65	\$31.47	\$48.79	\$20,431	\$26,825	\$40,879	\$65,466	\$101,481	1.00
11-0000	Management occupations	112,920	1.13	\$61.91	\$128,769	0.72	\$25.75	\$37.00	\$54.57	\$77.31	#	\$53,551	\$76,963	\$113,515	\$160,806	#	0.87
11-1011	Chief executives	640	6.42	\$98.62	\$205,130	4.62	\$42.47	\$59.63	\$91	#	#	\$88,336	\$124,025	\$189,042	#	#	0.17
11-1021	General and operations managers	41,560	1.93	\$62.38	\$129,751	1.03	\$21.54	\$32.40	\$51.31	\$80.33	#	\$44,796	\$67,389	\$106,728	\$167,084	#	1.05
11-1031	Legislators	640	5.70	#	\$67,329	8.88	#	#	#	#	#	\$19,518	\$19,951	\$44,282	\$65,125	\$121,333	0.70
11-2011	Advertising and promotions managers	440	21.08	\$57.82	\$120,275	6.74	\$25.45	\$38.62	\$56.33	\$66.62	\$93	\$52,931	\$80,321	\$117,167	\$138,569	\$193,936	0.88
11-2021	Marketing managers	3,410	5.56	\$77.87	\$161,970	1.85	\$41.68	\$53.91	\$73.39	\$93.97	#	\$86,701	\$112,129	\$152,653	\$195,459	#	0.87
11-2022	Sales managers	4,870	5.41	\$75.13	\$156,279	2.14	\$36.56	\$51.57	\$68.73	\$91.80	#	\$76,049	\$107,276	\$142,951	\$190,945	#	0.73
11-2031	Public relations and fundraising managers	1,160	5.02	\$63.81	\$132,728	1.97	\$35.98	\$44.94	\$59.57	\$77.33	\$95.94	\$74,841	\$93,482	\$123,901	\$160,841	\$199,563	0.96
11-3011	Administrative services managers	2,250	3.29	\$54.68	\$113,737	1.65	\$28.04	\$38.13	\$51.87	\$65.66	\$82.22	\$58,313	\$79,303	\$107,888	\$136,576	\$171,009	0.46
11-3021	Computer and information systems managers	7,100	3.95	\$77.78	\$161,785	3.33	\$44.40	\$58.66	\$73.15	\$90.85	#	\$92,358	\$122,019	\$152,158	\$188,974	#	1.08
11-3031	Financial managers	6,410	3.17	\$75.96	\$158,002	1.53	\$40.54	\$53.35	\$68.64	\$90.31	#	\$84,317	\$110,962	\$142,777	\$187,844	#	0.63
11-3051	Industrial production managers	1,100	4.66	\$59.16	\$123,051	2.14	\$28.82	\$39.69	\$54.20	\$72.17	\$93.94	\$59,941	\$82,556	\$112,736	\$150,118	\$195,394	0.36
11-3061	Purchasing managers	720	5.11	\$66.20	\$137,691	2.12	\$42.51	\$53.52	\$62.50	\$75.12	\$92.54	\$88,426	\$111,319	\$129,993	\$156,242	\$192,475	0.57
11-3071	Transportation, storage, and distribution managers	1,210	6.65	\$56.00	\$116,474	2.66	\$33.80	\$40.87	\$52.18	\$64.42	\$80.93	\$70,302	\$85,006	\$108,524	\$133,997	\$168,332	0.57
11-3111	Compensation and benefits managers	150	6.71	\$70.65	\$146,955	3.11	\$41.21	\$52.01	\$64.60	\$86.93	#	\$85,724	\$108,180	\$134,358	\$180,815	#	0.56
11-3121	Human resources managers	1,550	3.24	\$67.23	\$139,847	1.53	\$39.65	\$48.55	\$60.68	\$78.05	#	\$82,471	\$100,994	\$126,210	\$162,338	#	0.63
11-3131	Training and development managers	360	10.54	\$60.69	\$126,243	3.80	\$36.61	\$44.58	\$56.27	\$71.75	\$88.35	\$76,159	\$92,717	\$117,041	\$149,232	\$183,778	0.59
11-9013	Farmers, ranchers, and other agricultural managers	20	41.59	\$34.53	\$71,818	14.66	\$14.50	\$18.88	\$34.21	\$49.82	\$57.59	\$30,155	\$39,277	\$71,155	\$103,630	\$119,782	#
11-9021	Construction managers	7,190	6.20	\$46.59	\$96,909	2.70	\$24.88	\$31.76	\$41.92	\$55.87	\$75.25	\$51,750	\$66,071	\$87,185	\$116,215	\$156,510	1.52
11-9031	Education administrators, preschool and childcare center/program	780	9.11	\$25.61	\$53,278	3.28	\$16.96	\$19.61	\$22.73	\$29.81	\$37.94	\$35,286	\$40,794	\$47,288	\$62,006	\$78,924	0.89
11-9032	Education administrators, elementary and secondary school	4,650	0.87	#	\$90,432	1.10	#	#	#	#	#	\$63,773	\$74,752	\$89,786	\$103,600	\$122,905	1.04
11-9033	Education administrators, postsecondary	2,080	2.87	\$50.75	\$105,567	3.64	\$25.43	\$31.49	\$41.63	\$59.52	\$88.93	\$52,899	\$65,493	\$86,589	\$123,801	\$184,977	0.82
11-9039	Education administrators, all other	470	5.20	\$47.25	\$98,275	1.97	\$29.01	\$36.62	\$45.76	\$56.70	\$65.37	\$60,340	\$76,160	\$95,178	\$117,942	\$135,965	0.72
11-9041	Architectural and engineering managers	3,290	5.24	\$82.50	\$171,610	1.74	\$54.39	\$63.46	\$77.09	\$94.05	#	\$113,138	\$131,996	\$160,339	\$195,621	#	1.02
11-9051	Food service managers	1,750	13.99	#	#	#	#	#	#	#	#	#	#	#	#	#	0.47
11-9061	Funeral service managers	80	27.99	\$33.48	\$69,641	6.12	\$23.04	\$28.75	\$33.41	\$38.10	\$47.81	\$47,933	\$59,802	\$69,485	\$79,243	\$99,446	0.53
11-9071	Gaming managers	80	16.57	\$36.50	\$75,919	7.03	\$21.71	\$25.23	\$29.05	\$36.61	\$57.54	\$45,156	\$52,485	\$60,426	\$76,145	\$119,679	1.06
11-9081	Lodging managers	830	14.37	\$35.25	\$73,318	6.01	\$17.23	\$23.74	\$32.61	\$42.12	\$57.48	\$35,828	\$49,376	\$67,831	\$87,601	\$119,549	1.27
11-9111	Medical and health services managers	4,990	3.08	\$56.04	\$116,565	1.82	\$31.25	\$39.51	\$51.30	\$64.33	\$84.38	\$64,995	\$82,176	\$106,700	\$133,801	\$175,516	0.80
11-9121	Natural sciences managers	1,230	3.99	\$71.33	\$148,371	3.89	\$41.25	\$50.65	\$62.76	\$79.49	#	\$85,810	\$105,361	\$130,544	\$165,334	#	1.22
11-9131	Postmasters and mail superintendents	210	0.00	\$34.73	\$72,228	0.66	\$25.52	\$30.77	\$34.19	\$39.61	\$43.84	\$53,077	\$64,002	\$71,115	\$82,378	\$91,191	0.83
11-9141	Property, real estate, and community association managers	2,190	12.80	\$42.28	\$87,951	3.63	\$18.38	\$25.14	\$36.11	\$50.62	\$78.07	\$38,232	\$52,294	\$75,109	\$105,284	\$162,376	0.66
11-9151	Social and community service managers	1,400	6.21	\$39.40	\$81,944	2.26	\$21.95	\$27.39	\$35.76	\$47.72	\$63.39	\$45,647	\$56,974	\$74,376	\$99,254	\$131,843	0.55
11-9161	Emergency management directors	140	4.45	\$41.83	\$87,010	1.94	\$22.47	\$30.10	\$40.29	\$51.33	\$66.17	\$46,734	\$62,603	\$83,807	\$106,769	\$137,634	0.83
11-9199	Managers, all other	7,930	2.55	\$64.09	\$133,302	1.17	\$34.72	\$47.14	\$59.24	\$74.98	\$96.96	\$72,214	\$98,045	\$123,218	\$155,950	\$201,678	1.03
13-0000	Business and financial operations occupations	178,980	1.14	\$37.16	\$77,288	0.70	\$19.13	\$25.31	\$33.61	\$44.99	\$58.74	\$39,782	\$52,640	\$69,915	\$93,580	\$122,187	1.34
13-1011	Agents and business managers of artists, performers, and athletes	110	27.99	#	#	#	#	#	#	#	#	#	#	#	#	#	0.40
13-1020	Buyers and purchasing agents	8,030	3.37	\$32.44	\$67,478	1.58	\$17.26	\$23.13	\$30.41	\$40.00	\$50.28	\$35,910	\$48,119	\$63,254	\$83,208	\$104,587	1.08
13-1031	Claims adjusters, examiners, and investigators	3,950	9.98	\$35.70	\$74,264	2.26	\$21.89	\$28.33	\$34.90	\$41.97	\$50.01	\$45,532	\$58,927	\$72,590	\$87,302	\$104,020	0.78
13-1032	Insurance appraisers, auto damage	120	30.03	\$31.21	\$64,922	3.65	\$23.30	\$26.45	\$29.86	\$36.00	\$43.00	\$48,454	\$55,014	\$62,106	\$74,880	\$89,444	0.43
13-1041	Compliance officers, except agriculture, construction, health and safety, and transportation	5,710	2.64	\$34.90	\$72,599	0.95	\$20.13	\$25.44	\$32.71	\$43.02	\$53.33	\$41,868	\$52,919	\$68,031	\$89,489	\$110,927	1.11
13-1051	Cost estimators	4,980	5.47	\$34.44	\$71,626	2.67	\$19.45	\$24.99	\$30.98	\$39.46	\$50.99	\$40,454	\$51,976	\$64,435	\$82,072	\$106,051	1.32
13-1071	Human resources specialists	11,540	2.38	\$32.96	\$68,548	1.06	\$17.36	\$23.13	\$30.86	\$40.18	\$51.26	\$36,100	\$48,112	\$64,187	\$83,569	\$106,610	1.16
13-1075	Labor relations specialists	490	18.52	\$32.75	\$68,110	7.25	\$9.36	\$19.27	\$33.25	\$44.53	\$51.95	\$19,473	\$40,086	\$69,160	\$92,622	\$108,047	0.35
13-1081	Logisticians	3,410	6.19	\$36.45	\$75,806	2.85	\$18.28	\$25.50	\$35.03	\$46.19	\$57.97	\$38,021	\$53,037	\$72,866	\$96,073	\$120,572	1.19
13-1111	Management analysts	9,730	4.05	\$42.53	\$88,458.00	\$2.07	\$23.82	\$30.30	\$38.99	\$49.91	\$64.69	\$49,552.00	\$63,015.00	\$81,091.00	\$103,809.00	\$134,558.00	0.82
13-1121	Meeting, convention, and event planners	3,350	8.66	\$22.87	\$47,567	3.00	\$12.41	\$16.22	\$21.41	\$28.42	\$36.50	\$25,810	\$33,741	\$44,526	\$59,110	\$75,923	1.82
13-1131	Fundraisers	1,900	12.12	\$27.78	\$57,791	2.51	\$14.29	\$19.85	\$26.14	\$34.49	\$44.24	\$29,728	\$41,284	\$54,370	\$71,749	\$92,011	1.45

Data unavailable

Occupational Code	Occupational Title	Employment Estimate	Employment Percentage Relative Standard Error	Average Hourly Wage	Average Annual Wage	Wage Percentage Relative Standard Error	10th Percentile (Hourly)	25th Percentile (Hourly)	50th Percentile (Hourly)	75th Percentile (Hourly)	90th Percentile (Hourly)	10th Percentile (Annual)	25th Percentile (Annual)	50th Percentile (Annual)	75th Percentile (Annual)	90th Percentile (Annual)	Location Quotients
13-1141	Compensation, benefits, and job analysis specialists	1,250	5.95	\$34.87	\$72,532	2.50	\$18.77	\$25.45	\$32.87	\$42.51	\$53.03	\$39,051	\$52,938	\$68,359	\$88,422	\$110,311	0.86
13-1151	Training and development specialists	6,280	4.39	\$34.46	\$71,668	1.79	\$17.37	\$24.12	\$32.32	\$42.59	\$52.00	\$36,128	\$50,165	\$67,227	\$88,595	\$108,159	1.25
13-1161	Market research analysts and marketing specialists	17,120	2.93	\$34.81	\$72,410	1.18	\$16.77	\$22.91	\$31.12	\$43.43	\$59.45	\$34,876	\$47,657	\$64,737	\$90,339	\$123,652	1.60
13-1199	Business operations specialists, all other	40,580	2.02	\$38.40	\$79,877	0.91	\$20.59	\$26.70	\$35.87	\$47.17	\$60.13	\$42,829	\$55,526	\$74,611	\$98,104	\$125,070	2.26
13-2011	Accountants and auditors	34,540	2.52	\$38.12	\$79,298	1.41	\$20.77	\$26.37	\$33.80	\$45.03	\$59.08	\$43,212	\$54,844	\$70,295	\$93,661	\$122,881	1.55
13-2021	Appraisers and assessors of real estate	1,640	16.75	\$33.99	\$70,703	10.60	\$18.33	\$21.99	\$29.85	\$39.92	\$56.62	\$38,118	\$45,730	\$62,094	\$83,030	\$117,759	1.55
13-2031	Budget analysts	1,150	5.45	\$39.71	\$82,599	0.93	\$27.64	\$32.09	\$38.09	\$45.76	\$53.66	\$57,500	\$66,756	\$79,224	\$95,179	\$111,611	1.17
13-2041	Credit analysts	1,200	10.63	\$38.93	\$80,970	3.10	\$21.62	\$27.23	\$35.14	\$45.20	\$63.59	\$44,964	\$56,640	\$73,100	\$94,018	\$132,275	0.90
13-2051	Financial analysts	3,910	7.79	\$53.02	\$110,285	6.21	\$22.41	\$28.75	\$40.70	\$62.54	#	\$46,619	\$59,796	\$84,651	\$130,087	#	0.74
13-2052	Personal financial advisors	3,800	10.24	\$56.96	\$118,473	7.47	\$24.81	\$31.89	\$42.84	\$63.45	#	\$51,601	\$66,335	\$89,107	\$131,981	#	1.05
13-2053	Insurance underwriters	1,360	19.20	\$37.78	\$78,579	3.87	\$23.00	\$27.97	\$35.56	\$46.80	\$58	\$47,839	\$58,168	\$73,956	\$97,353	\$121,231	0.84
13-2061	Financial examiners	1,160	5.05	\$40.31	\$83,849	3.75	\$25.79	\$29.99	\$36.25	\$47.32	\$61	\$53,647	\$62,385	\$75,405	\$98,433	\$126,922	1.23
13-2071	Credit counselors	50	16.97	\$29.02	\$60,371	9.27	\$16.92	\$20.88	\$24.60	\$30.48	\$55.05	\$35,189	\$43,420	\$51,177	\$63,389	\$114,497	0.07
13-2072	Loan officers	5,560	8.18	\$32.84	\$68,297	3.49	\$12.20	\$20.74	\$29.33	\$41.15	\$53.91	\$25,374	\$43,131	\$61,011	\$85,595	\$112,141	1.01
13-2081	Tax examiners and collectors, and revenue agents	800	0.08	\$29.60	\$61,569	1.10	\$18.97	\$20.92	\$26.31	\$35.93	\$48.86	\$39,466	\$43,514	\$54,729	\$74,742	\$101,630	0.79
13-2082	Tax preparers	1,270	21.45	\$35.45	\$73,741	25.91	\$11.64	\$16.60	\$27.47	\$34.13	\$66.06	\$24,218	\$34,533	\$57,145	\$70,989	\$137,395	1.03
13-2099	Financial specialists, all other	3,990	7.28	\$38.04	\$79,117	2.66	\$18.52	\$26.08	\$34.49	\$46.12	\$61.56	\$38,516	\$54,254	\$71,742	\$95,928	\$128,038	1.77
15-0000	Computer and mathematical occupations	109,450	1.92	\$45.79	\$95,241.00	\$0.92	\$24.06	\$32.76	\$44.48	\$57.17	\$69.85	\$50,038.00	\$68,131.00	\$92,519.00	\$118,921.00	\$145,280.00	1.43
15-1111	Computer and information research scientists	410	10.41	\$55.96	\$116,397	5.97	\$21.88	\$37.11	\$51.42	\$69.67	\$91.04	\$45,504	\$77,185	\$106,960	\$144,904	\$189,368	0.81
15-1121	Computer systems analysts	8,240	4.31	\$46.30	\$96,309	2.01	\$27.70	\$34.72	\$44.21	\$55.84	\$69.65	\$57,626	\$72,220	\$91,960	\$116,156	\$144,876	0.79
15-1122	Information security analysts	2,870	8.38	\$49.62	\$103,214	3.09	\$28.86	\$36.61	\$47.34	\$59.45	\$73.01	\$60,032	\$76,145	\$98,477	\$123,656	\$151,865	1.52
15-1131	Computer programmers	3,260	11.74	\$46.20	\$96,103	2.35	\$26.05	\$33.18	\$45.09	\$57.02	\$64.87	\$54,180	\$69,013	\$93,789	\$118,609	\$134,922	0.73
15-1132	Software developers, applications	27,210	3.95	\$50.30	\$104,617	1.28	\$30.26	\$39.07	\$49.29	\$60.91	\$74.16	\$62,945	\$81,267	\$102,529	\$126,697	\$154,247	1.79
15-1133	Software developers, systems software	13,260	6.12	\$58.73	\$122,168	3.20	\$38.06	\$45.22	\$55.34	\$66.76	\$80.31	\$79,175	\$94,500	\$115,111	\$138,864	\$167,036	1.87
15-1134	Web developers	2,140	6.52	\$34.37	\$71,495	2.03	\$17.25	\$23.30	\$32.21	\$44.25	\$53.44	\$35,873	\$48,460	\$66,990	\$92,031	\$111,163	0.95
15-1141	Database administrators	2,470	9.62	\$44.61	\$92,786	1.59	\$24.51	\$34.03	\$45.45	\$55.79	\$63.23	\$50,983	\$70,787	\$94,537	\$116,038	\$131,527	1.21
15-1142	Network and computer systems administrators	10,600	3.58	\$40.41	\$84,059	1.06	\$24.23	\$31.34	\$39.27	\$49.22	\$59.47	\$50,395	\$65,185	\$81,687	\$102,368	\$123,707	1.58
15-1143	Computer network architects	4,960	5.58	\$52.81	\$109,836	1.35	\$31.81	\$41.14	\$53.07	\$64.17	\$75.88	\$66,155	\$85,579	\$110,384	\$133,469	\$157,833	1.75
15-1151	Computer user support specialists	14,190	4.55	\$28.93	\$60,168	1.46	\$16.51	\$20.97	\$27.29	\$35.56	\$45.28	\$34,339	\$43,609	\$56,766	\$73,962	\$94,179	1.29
15-1152	Computer network support specialists	3,620	13.21	\$33.74	\$70,188	2.22	\$20.03	\$24.77	\$31.89	\$41.70	\$49.61	\$41,668	\$51,515	\$66,323	\$86,739	\$103,179	1.08
15-1199	Computer occupations, all other	14,390	4.79	\$47.39	\$98,573	1.76	\$27.50	\$36.16	\$46.74	\$57.52	\$68.01	\$57,202	\$75,218	\$97,228	\$119,642	\$141,466	2.54
15-2011	Actuaries	140	34.22	#	#	#	#	#	#	#	#	#	#	#	#	#	0.40
15-2021	Mathematicians	40	16.48	\$50.86	\$105,788	2.64	\$30.10	\$35.17	\$46.94	\$68.67	\$77.83	\$62,615	\$73,157	\$97,639	\$142,826	\$161,891	0.84
15-2031	Operations research analysts	940	7.58	\$44.06	\$91,638	2.60	\$25.11	\$33.03	\$41.35	\$52.98	\$64	\$52,227	\$68,698	\$86,012	\$110,204	\$132,900	0.49
15-2041	Statisticians	690	9.37	\$39.76	\$82,704	1.64	\$25.88	\$30.30	\$38.94	\$47.25	\$56.55	\$53,835	\$63,020	\$80,992	\$98,275	\$117,625	1.06
15-2090	Miscellaneous mathematical science occupations	50	10.38	\$41.05	\$85,381	4.22	\$19.78	\$23.50	\$42.48	\$53.23	\$61.96	\$41,149	\$48,888	\$88,366	\$110,718	\$128,885	1.32
17-0000	Architecture and engineering occupations	62,950	2.62	\$43.46	\$90,390	1.31	\$21.76	\$29.40	\$39.16	\$53.66	\$71.20	\$45,264	\$61,143	\$81,461	\$111,618	\$148,092	1.40
17-1011	Architects, except landscape and naval	3,490	8.07	\$33.43	\$69,525	2.28	\$20.14	\$25.21	\$30.56	\$39.81	\$50.85	\$41,883	\$52,440	\$63,572	\$82,811	\$105,769	1.89
17-1012	Landscape architects	560	25.64	\$35.28	\$73,391	6.49	\$21.73	\$26.13	\$33.82	\$43.88	\$50.74	\$45,189	\$54,355	\$70,345	\$91,267	\$105,542	1.65
17-1021	Cartographers and photogrammetrists	870	5.61	\$34.65	\$72,072	1.40	\$22.81	\$27.32	\$33.62	\$39.85	\$48.87	\$47,437	\$56,835	\$69,922	\$82,892	\$101,645	4.26
17-1022	Surveyors	1,460	10.58	\$29.32	\$60,991	2.19	\$17.52	\$22.51	\$28.36	\$35.38	\$43.85	\$36,439	\$46,820	\$58,990	\$73,588	\$91,204	1.87
17-2011	Aerospace engineers	2,370	13.91	\$63.15	\$131,360	6.51	\$33.76	\$42.55	\$58.23	\$77.75	\$97.31	\$70,230	\$88,508	\$121,116	\$161,723	\$202,405	2.01
17-2021	Agricultural engineers	30	8.06	\$38.92	\$80,963	3.08	\$20.61	\$32.80	\$38.52	\$45.11	\$55.47	\$42,871	\$68,231	\$80,114	\$93,826	\$115,373	1.06
17-2031	Biomedical engineers	520	13.97	\$47.21	\$98,199	2.57	\$29.84	\$35.94	\$45.38	\$57.89	\$71.75	\$62,068	\$74,761	\$94,388	\$120,404	\$149,249	1.44
17-2041	Chemical engineers	600	5.05	\$46.15	\$95,995	3.40	\$21.36	\$31.65	\$44.41	\$59.73	\$74.27	\$44,431	\$65,831	\$92,382	\$124,229	\$154,473	1.01
17-2051	Civil engineers	9,480	5.54	\$42.76	\$88,951	2.03	\$25.81	\$31.25	\$39.80	\$50.66	\$63.09	\$53,682	\$64,998	\$82,784	\$105,367	\$131,226	1.77
17-2061	Computer hardware engineers	3,630	9.87	\$56.47	\$117,447	1.68	\$33.89	\$43.47	\$56.20	\$69.20	\$79.24	\$70,497	\$90,409	\$116,899	\$143,934	\$164,825	3.03
17-2071	Electrical engineers	3,530	8.01	\$45.84	\$95,343	1.66	\$26.45	\$34.12	\$44.05	\$56.48	\$69.88	\$55,023	\$70,969	\$91,634	\$117,485	\$145,346	1.07
17-2072	Electronics engineers, except computer	6,380	14.29	\$49.60	\$103,174	1.95	\$31.84	\$36.86	\$46.60	\$61.15	\$75.80	\$66,227	\$76,676	\$96,932	\$127,202	\$157,666	2.64
17-2081	Environmental engineers	1,750	9.71	\$48.00	\$99,839	2.21	\$28.02	\$34.41	\$45.13	\$58.11	\$73.81	\$58,289	\$71,575	\$93,878	\$120,859	\$153,534	1.85
17-2111	Health and safety engineers, except mining safety engineers and inspectors	390	5.90	\$47.17	\$98,112	2.70	\$31.86	\$37.03	\$45.18	\$55.96	\$68.72	\$66,278	\$77,018	\$93,966	\$116,395	\$142,941	0.83
17-2112	Industrial engineers	3,630	5.52	\$47.96	\$99,754	1.52	\$28.56	\$35.87	\$46.42	\$58.31	\$70.74	\$59,395	\$74,601	\$96,550	\$121,283	\$147,137	0.76

Data unavailable

Occupational Code	Occupational Title	Employment Estimate	Employment Percentage Relative Standard Error	Average Hourly Wage	Average Annual Wage	Wage Percentage Relative Standard Error	10th Percentile (Hourly)	25th Percentile (Hourly)	50th Percentile (Hourly)	75th Percentile (Hourly)	90th Percentile (Hourly)	10th Percentile (Annual)	25th Percentile (Annual)	50th Percentile (Annual)	75th Percentile (Annual)	90th Percentile (Annual)	Location Quotients
17-2131	Materials engineers	540	10.07	\$49.18	\$102,298	3.71	\$31.76	\$37.51	\$46.04	\$60.19	\$76.18	\$66,051	\$78,027	\$95,771	\$125,200	\$158,453	1.10
17-2141	Mechanical engineers	4,920	5.56	\$49.74	\$103,457	4.78	\$28.33	\$34.85	\$44.29	\$58.07	\$77.80	\$58,923	\$72,489	\$92,119	\$120,779	\$161,814	0.94
17-2151	Mining and geological engineers, including mining safety engineers	620	23.06	\$56.76	\$118,053	10.23	\$29.49	\$40.74	\$47.21	\$64.40	\$92.60	\$61,330	\$84,748	\$98,187	\$133,949	\$192,602	5.60
17-2161	Nuclear engineers	50	43.63	#	#	#	#	#	#	#	#	#	#	#	#	#	0.16
17-2171	Petroleum engineers	1,410	8.95	\$78.42	\$163,112	4.71	\$36.24	\$50.96	\$70.56	\$97.33	#	\$75,386	\$105,988	\$146,775	\$202,448	#	2.46
17-2199	Engineers, all other	2,580	6.92	\$51.42	\$106,944	2.00	\$32.05	\$39.46	\$50.44	\$63.05	\$75	\$66,665	\$82,076	\$104,905	\$131,150	\$156,327	1.09
17-3011	Architectural and civil drafters	2,340	8.31	\$27.78	\$57,790	1.91	\$16.84	\$20.78	\$26.66	\$33.49	\$39.23	\$35,019	\$43,224	\$55,446	\$69,658	\$81,590	1.36
17-3012	Electrical and electronics drafters	820	21.10	\$30.87	\$64,205	3.99	\$18.96	\$22.50	\$28.34	\$36.38	\$46.86	\$39,442	\$46,792	\$58,957	\$75,662	\$97,471	1.78
17-3013	Mechanical drafters	600	10.08	\$29.88	\$62,145	2.16	\$20.13	\$23.68	\$28.33	\$35.22	\$43.14	\$41,879	\$49,257	\$58,920	\$73,255	\$89,736	0.57
17-3019	Drafters, all other	240	14.61	\$27.12	\$56,405	2.98	\$16.52	\$19.55	\$25.51	\$32.26	\$42.65	\$34,358	\$40,657	\$53,064	\$67,097	\$88,702	0.89
17-3021	Aerospace engineering and operations technicians	310	11.89	\$34.67	\$72,105	3.81	\$22.02	\$27.95	\$34.43	\$39.69	\$49.69	\$45,797	\$58,145	\$71,612	\$82,550	\$103,345	1.49
17-3022	Civil engineering technicians	1,220	11.87	\$25.05	\$52,096	3.05	\$14.43	\$17.26	\$23.80	\$30.79	\$36.75	\$30,010	\$35,901	\$49,497	\$64,048	\$76,433	0.95
17-3023	Electrical and electronics engineering technicians	1,930	16.35	\$34.75	\$72,287	2.41	\$22.67	\$28.62	\$33.79	\$39.28	\$47.37	\$47,148	\$59,524	\$70,277	\$81,697	\$98,526	0.84
17-3024	Electro-mechanical technicians	240	31.82	\$31.36	\$65,239	2.78	\$21.04	\$26.13	\$31.55	\$36.96	\$42.07	\$43,770	\$54,353	\$65,622	\$76,868	\$87,512	1.01
17-3025	Environmental engineering technicians	340	11.05	\$27.18	\$56,535	3.43	\$17.74	\$21.75	\$26.85	\$30.58	\$35.74	\$36,902	\$45,234	\$55,853	\$63,613	\$74,343	1.07
17-3026	Industrial engineering technicians	1,130	4.08	\$29.22	\$60,771	1.90	\$17.89	\$22.07	\$28.83	\$35.72	\$40.37	\$37,202	\$45,905	\$59,962	\$74,291	\$83,978	0.97
17-3027	Mechanical engineering technicians	500	8.57	\$32.98	\$68,600	3.06	\$20.18	\$25.72	\$32.73	\$39.45	\$47.28	\$41,970	\$53,507	\$68,071	\$82,061	\$98,349	0.64
17-3029	Engineering technicians, except drafters, all other	1,620	8.49	\$30.58	\$63,607	2.09	\$17.70	\$23.17	\$30.15	\$36.95	\$43.84	\$36,822	\$48,184	\$62,720	\$76,850	\$91,185	1.18
17-3031	Surveying and mapping technicians	#	#	\$22.93	\$47,693	3.91	\$15.12	\$17.37	\$21.39	\$27.38	\$34.76	\$31,445	\$36,123	\$44,481	\$56,946	\$72,299	#
19-0000	Life, physical, and social science occupations	30,350	2.13	\$36.51	\$75,949	2.18	\$17.07	\$23.04	\$32.06	\$45.07	\$59.96	\$35,513	\$47,916	\$66,684	\$83,746	\$124,711	1.47
19-1011	Animal scientists	40	24.86	\$31.89	\$66,329	16.63	\$16.59	\$18.70	\$27.27	\$37.02	\$64.14	\$34,508	\$38,890	\$56,724	\$76,994	\$133,415	0.79
19-1012	Food scientists and technologists	120	13.23	\$35.75	\$74,368	5.22	\$20.73	\$24.69	\$30.81	\$45.73	\$59.00	\$43,128	\$51,363	\$64,076	\$95,128	\$122,716	0.46
19-1013	Soil and plant scientists	340	18.00	\$27.77	\$57,769	4.93	\$17.29	\$21.05	\$25.53	\$30.70	\$40.19	\$35,965	\$43,793	\$53,101	\$63,847	\$83,592	1.34
19-1021	Biochemists and biophysicists	560	7.64	\$39.78	\$82,746	5.51	\$20.03	\$25.21	\$34.55	\$48.56	\$64.54	\$41,658	\$52,433	\$71,873	\$100,997	\$134,250	1.15
19-1022	Microbiologists	480	19.74	\$31.99	\$66,540	4.67	\$17.46	\$22.88	\$29.93	\$39.15	\$48.17	\$36,310	\$47,599	\$62,248	\$81,436	\$100,194	1.22
19-1023	Zoologists and wildlife biologists	630	5.89	\$35.03	\$72,867	1.34	\$24.46	\$28.05	\$31.84	\$38.67	\$48.28	\$50,875	\$58,335	\$66,223	\$80,443	\$100,418	1.98
19-1029	Biological scientists, all other	890	6.29	\$33.41	\$69,485	2.04	\$18.95	\$25.92	\$33.06	\$39.21	\$47.14	\$39,416	\$53,908	\$68,766	\$81,554	\$98,049	1.32
19-1031	Conservation scientists	1,340	5.50	\$32.83	\$68,284	1.37	\$21.03	\$24.96	\$30.27	\$37.94	\$48.13	\$43,751	\$51,908	\$62,961	\$78,911	\$100,117	3.40
19-1032	Foresters	220	15.26	\$29.43	\$61,216	1.42	\$19.56	\$23.69	\$29.33	\$33.78	\$39.64	\$40,679	\$49,274	\$61,015	\$70,262	\$82,459	1.49
19-1041	Epidemiologists	300	6.62	\$31.29	\$65,085	2.83	\$26.42	\$27.60	\$30.56	\$33.71	\$37.46	\$54,954	\$57,407	\$63,559	\$70,120	\$77,907	2.43
19-1042	Medical scientists, except epidemiologists	1,360	6.24	\$37.23	\$77,430	16.53	\$18.81	\$21.58	\$25.56	\$33.74	\$66.91	\$39,122	\$44,894	\$53,172	\$78,498	\$139,166	0.68
19-1099	Life scientists, all other	80	0.88	\$29.03	\$60,380	2.57	\$15.56	\$19.25	\$23.41	\$40.58	\$49.94	\$32,367	\$40,041	\$48,700	\$84,397	\$103,865	0.60
19-2011	Astronomers	140	6.37	\$52.45	\$109,101	2.15	\$31.67	\$36.06	\$45.70	\$66.65	\$86.91	\$65,881	\$75,007	\$95,063	\$138,623	\$180,765	3.78
19-2012	Physicists	960	0.65	\$50.40	\$104,842	2.50	\$25.12	\$33.91	\$47.74	\$64.22	\$77.84	\$52,247	\$70,529	\$99,303	\$133,579	\$161,899	3.21
19-2021	Atmospheric and space scientists	1,180	15.35	\$45.29	\$94,201	2.68	\$28.23	\$34.12	\$43.13	\$54.54	\$67.38	\$58,717	\$70,970	\$89,710	\$113,439	\$140,145	7.36
19-2031	Chemists	1,560	7.41	\$39.86	\$82,910	2.94	\$19.11	\$26.78	\$37.30	\$51.27	\$63.51	\$39,753	\$55,705	\$77,594	\$106,634	\$132,106	1.03
19-2032	Materials scientists	150	15.77	\$55.08	\$114,569	5.87	\$33.86	\$41.76	\$56.75	\$70.39	\$77.17	\$70,439	\$86,868	\$118,031	\$146,406	\$160,513	1.10
19-2041	Environmental scientists and specialists, including health	3,140	7.49	\$43.32	\$90,102	4.21	\$24.19	\$30.43	\$39.58	\$53.21	\$70.17	\$50,312	\$63,304	\$82,330	\$110,684	\$145,959	2.14
19-2042	Geoscientists, except hydrologists and geographers	1,900	11.58	\$56.22	\$116,931	7.40	\$24.27	\$32.61	\$46.55	\$69.90	#	\$50,482	\$67,831	\$96,818	\$145,399	#	3.72
19-2043	Hydrologists	520	26.46	\$45.63	\$94,908	5.05	\$29.62	\$35.07	\$42.96	\$52.15	\$59.63	\$61,609	\$72,938	\$89,350	\$108,472	\$124,021	4.55
19-2099	Physical scientists, all other	520	2.70	#	#	#	#	#	#	#	#	#	#	#	#	#	1.66
19-3011	Economists	220	7.01	\$45.99	\$95,654	2.99	\$26.03	\$34.22	\$44.78	\$55.13	\$63.71	\$54,134	\$71,170	\$93,147	\$114,666	\$132,521	0.64
19-3022	Survey researchers	140	28.24	\$34.57	\$71,906	9.42	\$17.54	\$21.06	\$27.33	\$42.19	\$66.13	\$36,477	\$43,807	\$56,839	\$87,754	\$137,558	0.71
19-3031	Clinical, counseling, and school psychologists	2,770	5.54	\$38.44	\$79,954	2.24	\$18.75	\$29.49	\$38.07	\$48.63	\$58.78	\$39,004	\$61,334	\$79,187	\$101,160	\$122,261	1.43
19-3039	Psychologists, all other	280	4.12	\$39.61	\$82,388	1.60	\$15.48	\$22.25	\$45.76	\$50.66	\$55.01	\$32,196	\$56,676	\$95,172	\$105,372	\$114,415	1.21
19-3051	Urban and regional planners	830	3.44	\$36.53	\$75,992	0.85	\$24.95	\$29.19	\$35.75	\$43.47	\$49.98	\$51,901	\$60,718	\$74,359	\$90,424	\$103,965	1.31
19-3091	Anthropologists and archeologists	210	14.27	\$30.64	\$63,722	2.38	\$18.99	\$22.77	\$30.37	\$36.92	\$43.95	\$39,493	\$47,364	\$63,172	\$76,794	\$91,406	1.91
19-3092	Geographers	70	0.00	\$39.22	\$81,587	2.25	\$25.91	\$31.36	\$40.09	\$46.19	\$53.64	\$53,894	\$65,221	\$83,387	\$96,069	\$111,563	2.71
19-3093	Historians	50	12.77	\$36.48	\$75,871	3.69	\$17.79	\$30.17	\$37.64	\$43.85	\$48.97	\$37,003	\$62,750	\$78,289	\$91,217	\$101,864	0.83
19-3094	Political scientists	20	11.49	\$45.86	\$95,392	3.95	\$23.40	\$30.92	\$40.10	\$63.84	\$74.09	\$48,662	\$64,321	\$83,418	\$132,784	\$154,106	#
19-3099	Social scientists and related workers, all other	730	5.82	\$38.48	\$80,044	2.82	\$25.27	\$28.91	\$35.99	\$47.01	\$54.58	\$52,562	\$60,134	\$74,849	\$97,779	\$113,517	1.14

Data unavailable

Occupational Code	Occupational Title	Employment Estimate	Employment Percentage Relative Standard Error	Average Hourly Wage	Average Annual Wage	Wage Percentage Relative Standard Error	10th Percentile (Hourly)	25th Percentile (Hourly)	50th Percentile (Hourly)	75th Percentile (Hourly)	90th Percentile (Hourly)	10th Percentile (Annual)	25th Percentile (Annual)	50th Percentile (Annual)	75th Percentile (Annual)	90th Percentile (Annual)	Location Quotients
19-4011	Agricultural and food science technicians	60	18.63	\$22.04	\$45,840	5.85	\$14.01	\$16.81	\$21.05	\$24.83	\$29.15	\$29,138	\$34,954	\$43,787	\$51,642	\$60,629	0.16
19-4021	Biological technicians	2,960	4.83	\$23.21	\$48,272	1.62	\$14.81	\$17.33	\$21.91	\$28.16	\$33.85	\$30,811	\$36,054	\$45,576	\$58,576	\$70,414	2.20
19-4031	Chemical technicians	1,000	9.39	\$22.93	\$47,685	2.26	\$14.29	\$17.34	\$21.95	\$27.78	\$33.90	\$29,725	\$36,076	\$45,654	\$57,776	\$70,516	0.87
19-4041	Geological and petroleum technicians	790	20.85	\$42.60	\$88,612	21.09	\$19.67	\$25.25	\$32.24	\$45.38	\$65.47	\$40,914	\$52,510	\$67,063	\$94,398	\$136,180	2.99
19-4061	Social science research assistants	220	20.97	\$25.11	\$52,228	2.33	\$14.46	\$19.20	\$23.84	\$29.80	\$37.10	\$30,076	\$39,945	\$49,595	\$61,986	\$77,164	0.40
19-4091	Environmental science and protection technicians, including health	800	17.66	\$22.04	\$45,841	2.91	\$13.97	\$17.16	\$21.11	\$25.42	\$31.13	\$29,058	\$35,685	\$43,908	\$52,872	\$64,748	1.37
19-4092	Forensic science technicians	300	0.41	\$29.80	\$61,974	1.35	\$19.64	\$23.91	\$28.91	\$35.27	\$42.42	\$40,851	\$49,725	\$60,132	\$73,366	\$88,229	1.10
19-4093	Forest and conservation technicians	1,230	4.96	\$18.50	\$38,488	1.52	\$13.62	\$14.12	\$15.80	\$21.52	\$27.11	\$28,319	\$29,369	\$32,863	\$44,755	\$56,390	2.24
19-4099	Life, physical, and social science technicians, all other	1,210	10.96	\$26.35	\$54,801	3.32	\$13.98	\$18.32	\$23.57	\$30.63	\$42.39	\$29,079	\$38,108	\$49,034	\$63,712	\$88,181	1.01
21-0000	Community and social services occupations	36,890	1.68	\$23.77	\$49,445	1.14	\$13.14	\$16.90	\$22.38	\$28.80	\$36.29	\$27,334	\$35,153	\$46,557	\$59,895	\$75,475	0.98
21-1012	Educational, guidance, school, and vocational counselors	4,340	2.15	\$25.05	\$52,099	1.82	\$16.00	\$19.91	\$23.44	\$29.18	\$36.04	\$33,287	\$41,409	\$48,755	\$60,702	\$74,967	0.89
21-1013	Marriage and family therapists	770	22.25	\$32.79	\$68,196	12.84	\$9.49	\$17.07	\$30.21	\$37.80	\$48.64	\$19,732	\$35,505	\$62,828	\$78,634	\$101,171	1.00
21-1015	Rehabilitation counselors	1,660	13.06	\$24.06	\$50,043	8.41	\$10.98	\$13.21	\$18.89	\$29.27	\$36.75	\$22,836	\$27,466	\$39,289	\$60,886	\$76,431	0.89
21-1018	Substance abuse, behavioral disorder, and mental health counselors	7,090	4.89	\$23.36	\$48,590	1.86	\$13.56	\$17.02	\$22.37	\$28.77	\$34.98	\$28,203	\$35,398	\$46,536	\$59,834	\$72,752	1.63
21-1019	Counselors, all other	290	16.75	\$27.00	\$56,163	4.42	\$12.33	\$17.14	\$25.38	\$32.98	\$46.87	\$25,639	\$35,648	\$52,782	\$68,600	\$97,498	0.59
21-1021	Child, family, and school social workers	6,470	4.17	\$24.14	\$50,218	1.54	\$14.59	\$17.82	\$22.34	\$28.39	\$37.19	\$30,350	\$37,059	\$46,460	\$59,050	\$77,355	1.18
21-1022	Healthcare social workers	2,650	4.53	\$24.99	\$51,977	2.12	\$15.62	\$18.64	\$24.59	\$29.70	\$36.12	\$32,490	\$38,767	\$51,138	\$61,784	\$75,127	0.88
21-1023	Mental health and substance abuse social workers	1,980	8.42	\$20.88	\$43,429	2.72	\$12.51	\$15.41	\$19.63	\$25.94	\$30.96	\$26,014	\$32,049	\$40,832	\$53,957	\$64,400	0.98
21-1029	Social workers, all other	1,270	7.52	\$26.42	\$54,945	2.41	\$15.60	\$18.70	\$25.78	\$33.78	\$39.24	\$32,453	\$38,902	\$53,620	\$70,254	\$81,610	1.22
21-1091	Health educators	800	8.38	\$27.46	\$57,114	3.86	\$15.82	\$19.14	\$26.27	\$33.94	\$43.31	\$32,909	\$39,803	\$54,649	\$70,602	\$90,083	0.77
21-1092	Probation officers and correctional treatment specialists	2,250	3.08	\$28.39	\$59,049	0.77	\$20.06	\$23.46	\$26.91	\$33.19	\$40.11	\$41,717	\$48,790	\$55,974	\$69,026	\$83,435	1.43
21-1093	Social and human service assistants	2,460	7.21	\$16.92	\$35,196	1.72	\$9.99	\$13.52	\$16.64	\$19.30	\$23.46	\$20,772	\$28,131	\$34,605	\$40,134	\$48,804	0.36
21-1094	Community health workers	760	13.18	\$20.45	\$42,538	4.85	\$13.07	\$15.85	\$18.66	\$23.58	\$29.31	\$27,193	\$32,976	\$38,821	\$49,042	\$60,955	0.78
21-1099	Community and social service specialists, all other	2,960	6.23	\$20.45	\$42,532	2.29	\$10.24	\$13.50	\$18.58	\$25.46	\$31.72	\$21,303	\$28,078	\$38,640	\$52,966	\$65,973	1.63
21-2011	Clergy	520	7.51	\$26.57	\$55,272	2.02	\$17.80	\$21.35	\$25.86	\$30.18	\$38.26	\$37,021	\$44,403	\$53,787	\$62,774	\$79,578	0.58
21-2021	Directors, religious activities and education	200	14.76	\$30.54	\$63,518	6.26	\$14.27	\$18.98	\$29.17	\$39.73	\$46.53	\$29,691	\$39,480	\$60,680	\$82,647	\$96,777	0.53
21-2099	Religious workers, all other	420	16.17	\$21.05	\$43,782	5.56	\$9.31	\$12.94	\$18.35	\$24.15	\$37.54	\$19,363	\$26,912	\$38,174	\$50,222	\$78,087	2.87
23-0000	Legal occupations	20,620	2.96	\$51.97	\$108,104	4.58	\$20.69	\$28.18	\$40.25	\$67.16	\$96.65	\$43,033	\$58,605	\$83,710	\$139,700	\$201,034	1.05
23-1011	Lawyers	11,450	4.43	\$67.89	\$141,202	5.47	\$31.34	\$39.34	\$58.10	\$82.74	#	\$65,192	\$81,832	\$120,842	\$172,102	#	1.02
23-1012	Judicial law clerks	#	#	\$24.01	\$49,936	2.55	\$19.65	\$21.89	\$22.49	\$27.40	\$28.28	\$40,869	\$45,539	\$46,778	\$56,988	\$58,818	#
23-1021	Administrative law judges, adjudicators, and hearing officers	220	4.05	\$51.16	\$106,410	5.22	\$30.77	\$35.11	\$50.05	\$62.23	\$82.74	\$64,003	\$73,038	\$104,097	\$129,449	\$172,100	0.87
23-1022	Arbitrators, mediators, and conciliators	80	20.94	\$28.13	\$58,512	5.10	\$19.77	\$21.70	\$25.15	\$30.49	\$45	\$41,123	\$45,138	\$52,321	\$63,426	\$92,972	0.75
23-1023	Judges, magistrate judges, and magistrates	610	3.33	\$68.99	\$143,497	1.81	\$40.46	\$66.62	\$74.52	\$77.86	\$78.15	\$84,154	\$138,561	\$154,994	\$161,939	\$162,550	1.19
23-2011	Paralegals and legal assistants	5,420	4.45	\$28.05	\$58,337	3.04	\$16.79	\$20.55	\$26.85	\$34.93	\$42.45	\$34,930	\$42,751	\$55,849	\$72,646	\$88,297	1.04
23-2091	Court reporters	330	35.67	\$37.92	\$78,879	13.67	\$21.79	\$27.10	\$34.74	\$43.89	\$56.24	\$45,318	\$56,363	\$72,254	\$91,289	\$116,977	1.22
23-2093	Title examiners, abstractors, and searchers	#	#	\$29.10	\$60,530	2.58	\$19.38	\$22.33	\$27.37	\$33.87	\$39.48	\$40,319	\$46,449	\$56,938	\$70,446	\$82,117	#
23-2099	Legal support workers, all other	1,500	5.88	\$30.39	\$63,211	3.57	\$15.41	\$20.71	\$27.66	\$38.47	\$48.66	\$32,055	\$43,068	\$57,539	\$80,009	\$101,207	1.89
25-0000	Education, training, and library occupations	142,930	0.79	\$25.88	\$53,827	3.26	\$12.43	\$16.37	\$22.47	\$30.74	\$40.51	\$25,861	\$34,059	\$46,731	\$63,937	\$84,251	0.91
25-1011	Business teachers, postsecondary	1,630	3.82	#	\$84,512	6.41	#	#	#	#	#	\$31,506	\$41,675	\$70,970	\$112,087	\$159,713	1.08
25-1021	Computer science teachers, postsecondary	470	3.12	#	\$76,092	5.12	#	#	#	#	#	\$32,731	\$39,274	\$63,702	\$106,947	\$136,232	0.81
25-1022	Mathematical science teachers, postsecondary	1,050	4.36	#	\$66,088	3.87	#	#	#	#	#	\$34,885	\$43,046	\$58,139	\$80,597	\$110,432	1.15
25-1032	Engineering teachers, postsecondary	1,090	11.86	#	\$104,534	3.46	#	#	#	#	#	\$46,850	\$76,181	\$98,616	\$127,808	\$163,880	1.62
25-1041	Agricultural sciences teachers, postsecondary	140	17.01	#	\$90,478	5.42	#	#	#	#	#	\$40,906	\$61,470	\$87,249	\$111,656	\$150,082	0.71
25-1042	Biological science teachers, postsecondary	870	2.91	#	\$76,701	5.92	#	#	#	#	#	\$35,270	\$51,089	\$68,470	\$97,149	\$125,688	0.97
25-1043	Forestry and conservation science teachers, postsecondary	110	24.66	#	\$88,833.00	\$5.82	#	#	#	#	#	\$46,500.00	\$67,563.00	\$89,182.00	\$111,835.00	\$124,764.00	3.20
25-1051	Atmospheric, earth, marine, and space sciences teachers, postsecondary	390	6.56	#	\$92,130	5.18	#	#	#	#	#	\$35,434	\$55,558	\$88,485	\$123,556	\$158,929	2.03
25-1052	Chemistry teachers, postsecondary	390	4.45	#	\$86,335	4.37	#	#	#	#	#	\$42,178	\$52,410	\$75,766	\$106,207	\$151,440	1.04
25-1053	Environmental science teachers, postsecondary	110	4.03	#	\$72,135	6.57	#	#	#	#	#	\$36,138	\$51,731	\$66,357	\$90,113	\$113,456	1.01

Data unavailable

Occupational Code	Occupational Title	Employment Estimate	Employment Percentage Relative Standard Error	Average Hourly Wage	Average Annual Wage	Wage Percentage Relative Standard Error	10th Percentile (Hourly)	25th Percentile (Hourly)	50th Percentile (Hourly)	75th Percentile (Hourly)	90th Percentile (Hourly)	10th Percentile (Annual)	25th Percentile (Annual)	50th Percentile (Annual)	75th Percentile (Annual)	90th Percentile (Annual)	Location Quotients
25-1054	Physics teachers, postsecondary	320	6.53	#	\$89,498	3.66	#	#	#	#	#	\$38,667	\$57,426	\$85,416	\$117,737	\$151,074	1.31
25-1061	Anthropology and archeology teachers, postsecondary	180	1.01	#	\$71,482	3.71	#	#	#	#	#	\$35,416	\$45,001	\$66,485	\$93,185	\$118,820	1.72
25-1062	Area, ethnic, and cultural studies teachers, postsecondary	220	2.38	#	\$64,469	4.66	#	#	#	#	#	\$19,638	\$37,723	\$57,584	\$83,320	\$111,714	1.22
25-1063	Economics teachers, postsecondary	280	3.47	#	\$103,664	5.76	#	#	#	#	#	\$40,214	\$62,510	\$96,123	\$130,841	\$170,253	1.23
25-1064	Geography teachers, postsecondary	150	3.09	#	\$77,607	4.07	#	#	#	#	#	\$36,081	\$51,067	\$75,339	\$100,558	\$123,605	2.08
25-1065	Political science teachers, postsecondary	340	3.32	#	\$79,558	5.66	#	#	#	#	#	\$33,415	\$50,699	\$73,303	\$100,155	\$129,630	1.17
25-1066	Psychology teachers, postsecondary	790	2.82	#	\$68,121	8.74	#	#	#	#	#	\$25,324	\$35,880	\$61,361	\$89,924	\$118,815	1.19
25-1067	Sociology teachers, postsecondary	300	2.92	#	\$67,107	4.06	#	#	#	#	#	\$35,599	\$43,420	\$61,560	\$80,576	\$108,721	1.22
25-1069	Social sciences teachers, postsecondary, all other	#	#	#	\$41,363	17.66	#	#	#	#	#	\$19,720	\$21,998	\$27,661	\$65,035	\$74,985	#
25-1071	Health specialties teachers, postsecondary	5,590	5.34	#	\$134,080	11.94	#	#	#	#	#	\$46,544	\$70,628	\$109,455	\$176,498		1.60
25-1072	Nursing instructors and teachers, postsecondary	1,350	6.54	#	\$67,322	8.86	#	#	#	#	#	\$22,927	\$43,213	\$66,137	\$88,369	\$103,881	1.36
25-1081	Education teachers, postsecondary	1,310	3.76	#	\$64,977	7.50	#	#	#	#	#	\$25,733	\$37,606	\$61,529	\$79,136	\$105,888	1.21
25-1082	Library science teachers, postsecondary	110	0.74	#	\$69,894	2.53	#	#	#	#	#	\$44,231	\$55,788	\$66,795	\$82,457	\$100,908	1.21
25-1111	Criminal justice and law enforcement teachers, postsecondary	430	8.19	#	\$62,477	6.48	#	#	#	#	#	\$28,077	\$38,269	\$59,291	\$87,922	\$99,703.00	1.67
25-1112	Law teachers, postsecondary	170	1.47	#	\$133,679	5.02	#	#	#	#	#	\$53,309	\$78,560	\$131,885	\$179,133	\$207,885	0.57
25-1113	Social work teachers, postsecondary	380	17.73	#	\$62,989	7.35	#	#	#	#	#	\$32,022	\$38,751	\$58,336	\$80,045	\$100,311	1.69
25-1121	Art, drama, and music teachers, postsecondary	1,890	4.05	#	\$58,216	3.59	#	#	#	#	#	\$28,170	\$37,774	\$54,418	\$73,703	\$95,912	1.11
25-1122	Communications teachers, postsecondary	630	2.08	#	\$55,245	3.53	#	#	#	#	#	\$28,092	\$34,939	\$45,318	\$69,424	\$95,214	1.22
25-1123	English language and literature teachers, postsecondary	1,390	3.40	#	\$58,485	2.79	#	#	#	#	#	\$33,342	\$38,462	\$51,880	\$70,097	\$94,336	1.12
25-1124	Foreign language and literature teachers, postsecondary	500	3.10	#	\$63,339	1.92	#	#	#	#	#	\$34,452	\$43,708	\$57,820	\$75,383	\$100,027	1.01
25-1125	History teachers, postsecondary	370	3.45	#	\$68,840	3.32	#	#	#	#	#	\$35,648	\$44,424	\$61,224	\$84,343	\$113,576	0.97
25-1126	Philosophy and religion teachers, postsecondary	500	3.40	#	\$57,419	5.66	#	#	#	#	#	\$25,169	\$31,082	\$48,280	\$73,745	\$102,967	1.23
25-1191	Graduate teaching assistants	#	#	#	\$38,547	4.64	#	#	#	#	#	\$19,490	\$27,480	\$36,242	\$49,105	\$59,153	#
25-1193	Recreation and fitness studies teachers, postsecondary	170	5.96	#	\$53,118	4.75	#	#	#	#	#	\$33,046	\$35,815	\$41,251	\$66,488	\$92,026	0.58
25-1194	Vocational education teachers, postsecondary	2,280	7.92	\$26.44	\$55,005	3.15	\$15.60	\$19.06	\$24.75	\$30.60	\$42.49	\$32,439	\$39,642	\$51,490	\$63,644	\$88,387	1.12
25-1199	Postsecondary teachers, all other	440	8.23	#	\$63,655	3.90	#	#	#	#	#	\$27,216	\$41,383	\$58,347	\$76,918	\$101,052	0.13
25-2011	Preschool teachers, except special education	8,750	5.95	\$14.94	\$31,074	2.68	\$9.80	\$11.86	\$13.88	\$16.89	\$21.52	\$20,388	\$24,672	\$28,873	\$35,134	\$44,755	1.19
25-2012	Kindergarten teachers, except special education	3,740	1.47	#	\$50,595	1.63	#	#	#	#	#	\$34,201	\$39,623	\$47,965	\$60,226	\$73,781	1.49
25-2021	Elementary school teachers, except special education	26,150	1.44	#	\$52,386	1.68	#	#	#	#	#	\$34,881	\$41,030	\$49,771	\$62,486	\$76,129	1.04
25-2022	Middle school teachers, except special and career/technical educa	12,990	1.01	#	\$52,775	1.61	#	#	#	#	#	\$35,375	\$41,474	\$49,832	\$62,820	\$76,408	1.16
25-2023	Career/technical education teachers, middle school	230	2.50	#	\$54,389	1.52	#	#	#	#	#	\$36,850	\$43,790	\$53,636	\$64,274	\$75,667	1.07
25-2031	Secondary school teachers, except special and career/technical ed	16,750	1.54	#	\$54,463	1.63	#	#	#	#	#	\$35,931	\$42,451	\$51,428	\$65,359	\$78,547	0.91
25-2032	Career/technical education teachers, secondary school	740	2.44	#	\$56,565	2.10	#	#	#	#	#	\$35,548	\$44,319	\$55,783	\$67,646	\$80,395	0.52
25-2051	Special education teachers, preschool	940	12.19	#	\$55,440	1.52	#	#	#	#	#	\$38,799	\$44,795	\$53,813	\$63,631	\$77,228	1.83
25-2052	Special education teachers, kindergarten and elementary school	3,050	0.89	#	\$53,843	1.31	#	#	#	#	#	\$36,850	\$42,871	\$50,524	\$62,785	\$77,184	0.92
25-2053	Special education teachers, middle school	1,660	0.83	#	\$53,467	1.78	#	#	#	#	#	\$36,264	\$42,290	\$49,952	\$62,766	\$77,421	1.06
25-2054	Special education teachers, secondary school	2,220	1.01	#	\$55,829	1.51	#	#	#	#	#	\$38,074	\$44,032	\$52,741	\$66,144	\$79,364	0.91
25-2059	Special education teachers, all other	60	21.44	#	\$45,401	3.94	#	#	#	#	#	\$31,208	\$34,876	\$41,342	\$58,057	\$69,592	0.09
25-3011	Adult basic and secondary education and literacy teachers and ins	740	14.62	\$22.72	\$47,265	4.41	\$9.52	\$16.52	\$21.83	\$27.25	\$30.98	\$19,800	\$34,367	\$45,401	\$56,670	\$64,446	0.68
25-3021	Self-enrichment education teachers	4,000	10.46	\$20.28	\$42,178	4.60	\$9.40	\$12.18	\$17.30	\$25.68	\$35.61	\$19,555	\$25,334	\$35,985	\$53,414	\$74,075	0.94
25-3097	Teachers and instructors, all other, except substitute teachers	3,710	7.89	#	\$46,756	5.78	#	#	#	#	#	\$21,775	\$27,103	\$34,745	\$55,447	\$78,910	0.70
25-4011	Archivists	60	19.23	\$25.39	\$52,804	6.41	\$14.84	\$16.97	\$21.62	\$32.71	\$39.92	\$30,860	\$35,293	\$44,964	\$68,030	\$83,035	0.54
25-4012	Curators	260	8.00	\$28.36	\$58,996	2.42	\$15.53	\$20.60	\$26.99	\$34.05	\$43.21	\$32,296	\$42,850	\$56,130	\$70,823	\$89,876	1.24
25-4013	Museum technicians and conservators	280	15.46	\$20.08	\$41,772	4.43	\$12.92	\$14.98	\$18.41	\$23.20	\$30.21	\$26,882	\$31,162	\$38,297	\$48,264	\$62,833	1.25
25-4021	Librarians	2,140	2.42	\$32.59	\$67,785	2.20	\$19.56	\$23.60	\$30.32	\$40.68	\$51.01	\$40,690	\$49,084	\$63,065	\$84,623	\$106,105	0.94

Data unavailable

Occupational Code	Occupational Title	Employment Estimate	Employment Percentage Relative Standard Error	Average Hourly Wage	Average Annual Wage	Wage Percentage Relative Standard Error	10th Percentile (Hourly)	25th Percentile (Hourly)	50th Percentile (Hourly)	75th Percentile (Hourly)	90th Percentile (Hourly)	10th Percentile (Annual)	25th Percentile (Annual)	50th Percentile (Annual)	75th Percentile (Annual)	90th Percentile (Annual)	Location Quotients
25-4031	Library technicians	2,540	4.97	\$16.42	\$34,151	1.04	\$10.71	\$13.07	\$16.08	\$19.22	\$22.93	\$22,282	\$27,190	\$33,439	\$39,987	\$47,704	1.57
25-9011	Audio-visual and multimedia collections specialists	20	0.00	\$24.27	\$50,483	2.89	\$16.71	\$21.06	\$25.15	\$28.10	\$29.88	\$34,764	\$43,803	\$52,307	\$58,455	\$62,143	#
25-9021	Farm and home management advisors	180	12.34	\$27.83	\$57,885	2.84	\$19.43	\$22.36	\$27.06	\$33.53	\$38.20	\$40,419	\$46,504	\$56,280	\$69,744	\$79,453	1.17
25-9031	Instructional coordinators	2,980	3.15	\$33.94	\$70,587	1.42	\$21.05	\$27.18	\$33.74	\$40.49	\$47.58	\$43,787	\$56,525	\$70,178	\$84,214	\$98,962	1.06
25-9041	Teacher assistants	19,270	1.51	#	\$29,286	1.28	#	#	#	#	#	\$21,186	\$24,233	\$28,102	\$32,406	\$39,485	0.83
25-9099	Education, training, and library workers, all other	2,280	4.36	\$24.64	\$51,249	2.55	\$12.21	\$18.22	\$23.19	\$30.20	\$38.36	\$25,401	\$37,892	\$48,235	\$62,817	\$79,793	1.27
27-0000	Arts, design, entertainment, sports, and media occupations	39,390	2.41	\$25.87	\$53,809	1.78	\$10.14	\$14.21	\$21.39	\$31.39	\$44.68	\$21,090	\$29,559	\$44,499	\$65,281	\$92,935	1.14
27-1011	Art directors	660	9.53	\$42.99	\$89,420	3.80	\$22.50	\$28.67	\$39.06	\$48.90	\$71.02	\$46,796	\$59,637	\$81,246	\$101,719	\$147,727	0.96
27-1012	Craft artists	100	38.20	\$16.75	\$34,834	8.05	\$9.85	\$10.96	\$13.61	\$24.43	\$28.77	\$20,495	\$22,806	\$28,304	\$50,821	\$59,839	1.26
27-1013	Fine artists, including painters, sculptors, and illustrators	140	33.21	\$18.99	\$39,505	13.72	\$9.42	\$11.14	\$16.27	\$18.81	\$28.50	\$19,595	\$23,173	\$33,846	\$39,119	\$59,275	0.68
27-1014	Multimedia artists and animators	240	16.97	\$31.82	\$66,176	3.02	\$19.86	\$25.37	\$31.28	\$37.97	\$45.91	\$41,302	\$52,769	\$65,054	\$78,976	\$95,499	0.45
27-1019	Artists and related workers, all other	220	11.90	\$26.09	\$54,270	5.01	\$15.75	\$17.46	\$21.65	\$33.29	\$45.61	\$32,759	\$36,323	\$45,024	\$69,242	\$94,860	1.74
27-1021	Commercial and industrial designers	530	25.10	\$30.07	\$62,540	8.15	\$15.94	\$18.33	\$26.45	\$37.52	\$48.90	\$33,147	\$38,131	\$55,022	\$78,037	\$101,709	0.95
27-1022	Fashion designers	110	16.13	\$28.30	\$58,861	5.54	\$12.56	\$20.19	\$24.77	\$30.91	\$40.46	\$26,123	\$41,999	\$51,532	\$64,288	\$84,148	0.32
27-1023	Floral designers	1,130	7.87	\$15.21	\$31,629	3.05	\$10.00	\$12.06	\$14.45	\$17.73	\$21.85	\$20,791	\$25,081	\$30,066	\$36,886	\$45,452	1.45
27-1024	Graphic designers	4,610	8.65	\$27.69	\$57,588	4.52	\$14.89	\$18.24	\$24.19	\$32.68	\$41.51	\$30,969	\$37,936	\$50,319	\$67,966	\$86,342	1.18
27-1025	Interior designers	1,790	17.41	\$26.59	\$55,314	9.32	\$13.19	\$16.65	\$21.27	\$30.26	\$39.87	\$27,435	\$34,637	\$44,235	\$62,947	\$82,920	1.78
27-1026	Merchandise displays and window trimmers	1,780	12.76	\$14.50	\$30,168	2.42	\$9.77	\$11.01	\$13.28	\$16.10	\$21.34	\$20,328	\$22,906	\$27,618	\$33,483	\$44,380	0.82
27-1027	Set and exhibit designers	60	6.22	\$21.87	\$45,484	3.80	\$13.80	\$16.36	\$20.21	\$27.77	\$31.10	\$28,704	\$34,031	\$42,039	\$57,769	\$64,692	0.27
27-1029	Designers, all other	230	21.65	\$28.25	\$58,755	12.72	\$11.61	\$15.54	\$23.56	\$35.69	\$54.16	\$24,158	\$32,322	\$49,007	\$74,245	\$112,660	1.66
27-2011	Actors	320	15.69	\$27.38	#	12.78	\$9.31	\$9.42	\$15.64	\$20.84	\$38.11	#	#	#	#	#	0.42
27-2012	Producers and directors	1,720	9.04	\$32.83	\$68,294	3.20	\$16.25	\$21.34	\$28.82	\$39.25	\$51.83	\$33,800	\$44,384	\$59,952	\$81,639	\$107,800	0.82
27-2021	Athletes and sports competitors	440	25.07	#	\$149,734	18.40	#	#	#	#	#	\$19,681	\$28,549	\$97,862	#	#	2.19
27-2022	Coaches and scouts	7,520	6.43	#	\$38,243	3.21	#	#	#	#	#	\$19,573	\$21,251	\$28,221	\$41,150	\$62,844	1.78
27-2023	Umpires, referees, and other sports officials	1,270	5.14	#	\$30,524.00	\$1.74	#	#	#	#	#	\$19,593.00	\$20,567.00	\$27,206.00	\$37,926.00	\$47,082.00	3.80
27-2031	Dancers	310	24.08	\$17.28	#	5.93	\$9.54	\$14.24	\$17.24	\$20.28	\$24.29	#	#	#	#	#	1.74
27-2041	Music directors and composers	80	24.27	\$21.53	\$44,790	13.31	\$9.31	\$9.35	\$17.48	\$25.05	\$45.33	\$19,355	\$19,442	\$36,365	\$52,113.00	\$94,288.00	0.29
27-2042	Musicians and singers	530	14.71	\$28.06	#	12.45	\$12.03	\$20.00	\$23.80	\$29.49	\$41.48	#	#	#	#	#	0.74
27-2099	Entertainers and performers, sports and related workers, all other	450	12.48	\$21.61	#	4.55	\$9.60	\$11.59	\$19.66	\$28.38	\$37.18	#	#	#	#	#	2.18
27-3011	Radio and television announcers	410	19.83	\$23.68	\$49,255.00	8.76	\$9.56	\$11.30	\$16.94	\$27.19	\$52.90	\$19,877.00	\$23,497.00	\$35,244.00	\$56,546.00	\$110,026.00	0.79
27-3012	Public address system and other announcers	90	31.29	\$21.09	\$43,873	12.41	\$10.68	\$12.55	\$18.26	\$29.10	\$35.48	\$22,221	\$26,102	\$37,991	\$60,523	\$73,802	0.64
27-3021	Broadcast news analysts	110	22.85	\$38.27	\$79,603	10.87	\$13.03	\$16.47	\$27.38	\$47.47	\$76.72	\$27,107	\$34,263	\$56,941	\$88,743	\$159,576	1.09
27-3022	Reporters and correspondents	660	10.48	\$26.32	\$54,740.00	7.78	\$12.55	\$15.04	\$19.99	\$32.84	\$39.55	\$26,097.00	\$31,274.00	\$41,571.00	\$68,298.00	\$82,271.00	0.95
27-3031	Public relations specialists	4,700	6.92	\$30.73	\$63,923.00	3.20	\$14.68	\$20.34	\$27.29	\$37.99	\$53.19	\$30,542.00	\$42,308.00	\$56,753.00	\$79,028.00	\$110,638.00	1.12
27-3041	Editors	1,890	7.69	\$28.12	\$58,488	2.02	\$11.76	\$19.82	\$27.71	\$35.21	\$43.31	\$24,458	\$41,226	\$57,638	\$73,240	\$90,075	1.09
27-3042	Technical writers	1,220	8.01	\$36.92	\$76,794	1.66	\$23.61	\$29.07	\$35.74	\$44.10	\$53.01	\$49,103	\$60,459	\$74,340	\$91,725	\$110,255	1.36
27-3043	Writers and authors	650	10.21	\$31.80	\$66,148	7.85	\$13.12	\$18.47	\$28.02	\$37.74	\$47.68	\$27,299	\$38,422	\$58,279	\$78,505	\$99,173	0.80
27-3091	Interpreters and translators	1,380	10.74	\$32.91	\$68,444	9.49	\$19.47	\$22.53	\$27.92	\$36.28	\$45.64	\$40,503	\$46,860	\$58,084	\$75,464	\$94,927	1.45
27-3099	Media and communication workers, all other	300	11.24	\$28.62	\$59,534	3.20	\$17.33	\$20.81	\$26.60	\$34.89	\$43.72	\$36,044	\$43,293	\$55,320	\$72,578	\$90,940	0.79
27-4011	Audio and video equipment technicians	760	16.41	\$22.77	\$47,356	3.70	\$15.60	\$17.33	\$20.71	\$26.65	\$35.42	\$32,444	\$36,052	\$43,071	\$55,437	\$73,677	0.58
27-4012	Broadcast technicians	540	9.97	\$23.00	\$47,840	5.32	\$9.73	\$12.54	\$20.32	\$31.45	\$39.84	\$20,231	\$26,083	\$42,267	\$65,411	\$82,870	0.99
27-4014	Sound engineering technicians	110	26.30	\$28.95	\$60,226	5.44	\$16.01	\$20.28	\$29.95	\$37.00	\$43.14	\$33,302	\$42,191	\$62,294	\$76,956	\$89,722	0.46
27-4021	Photographers	760	12.81	\$17.42	\$36,227	5.64	\$9.45	\$11.50	\$14.17	\$23.95	\$29.32	\$19,666	\$23,914	\$29,473	\$49,826	\$60,993	0.86
27-4031	Camera operators, television, video, and motion picture	460	15.67	\$29.83	\$62,052	8.04	\$14.23	\$19.73	\$26.68	\$37.40	\$48.11	\$29,608	\$41,032	\$55,495	\$77,788	\$100,064	1.23
27-4032	Film and video editors	360	24.67	\$27.88	\$57,985	5.48	\$14.08	\$16.87	\$21.25	\$29.27	\$56.10	\$29,292	\$35,084	\$44,195	\$60,887	\$116,696	0.66
27-4099	Media and communication equipment workers, all other	750	13.92	\$29.57	\$61,496	5.45	\$12.31	\$16.90	\$26.68	\$41.97	\$49.22	\$25,605	\$35,143	\$55,497	\$87,301	\$102,384	2.20
29-0000	Healthcare practitioners and technical occupations	142,130	1.12	\$40.03	\$83,270	1.10	\$17.41	\$25.13	\$33.68	\$45.05	\$63.98	\$36,219	\$52,279	\$70,060	\$93,711	\$133,083	0.93
29-1011	Chiropractors	980	14.81	\$47.76	\$99,345	14.57	\$17.65	\$24.82	\$30.36	\$65.93	#	\$36,715	\$51,618	\$63,157	\$137,130	#	1.62
29-1021	Dentists, general	1,930	11.18	\$80.82	\$168,107	8.96	\$32.28	\$44.32	\$64.90	#	#	\$67,138	\$92,189	\$135,001	#	#	0.98

Data unavailable

Occupational Code	Occupational Title	Employment Estimate	Employment Percentage Relative Standard Error	Average Hourly Wage	Average Annual Wage	Wage Percentage Relative Standard Error	10th Percentile (Hourly)	25th Percentile (Hourly)	50th Percentile (Hourly)	75th Percentile (Hourly)	90th Percentile (Hourly)	10th Percentile (Annual)	25th Percentile (Annual)	50th Percentile (Annual)	75th Percentile (Annual)	90th Percentile (Annual)	Location Quotients
29-1022	Oral and maxillofacial surgeons	#	#	\$129.56	\$269,492.00	\$13.16	\$30.89	#	#	#	#	\$64,261.00	#	#	#	#	#
29-1023	Orthodontists	#	#	\$114.93	\$239,048	16.56	\$20.15	\$88.22	#	#	#	\$41,913	\$183,507	#	#	#	#
29-1029	Dentists, all other specialists	70	37.47	\$90.53	\$188,305	10.76	\$41.60	\$70.62	\$87.39	#	#	\$86,521	\$146,896	\$181,777	#	#	0.84
29-1031	Dietitians and nutritionists	1,000	5.39	\$29.05	\$60,426	2.22	\$18.54	\$23.91	\$28.80	\$34.35	\$38.94	\$38,560	\$49,728	\$59,894	\$71,447	\$80,991	0.88
29-1041	Optometrists	800	24.47	\$60.00	\$124,805	4.49	\$29.64	\$46.35	\$62.56	\$73	\$80	\$61,659	\$96,401	\$130,135	\$151,943	\$166,120	1.19
29-1051	Pharmacists	5,270	5.65	\$56.90	\$118,359	1.16	\$34.44	\$53	\$60	\$69	\$76	\$71,630	\$109,528	\$124,544	\$143,291	\$158,472	0.95
29-1061	Anesthesiologists	540	21.31	\$125.92	\$261,916	9.56	\$48.78	#	#	#	#	\$101,461	#	#	#	#	0.98
29-1062	Family and general practitioners	3,580	8.49	\$106.84	\$222,237	3.86	\$41.46	\$81.54	#	#	#	\$86,230	\$169,598	#	#	#	1.58
29-1063	Internists, general	520	12.05	\$99.27	\$206,486	4.38	\$62.20	\$74.27	\$92.41	#	#	\$129,374	\$154,492	\$192,203	#	#	0.69
29-1064	Obstetricians and gynecologists	560	25.71	\$133.54	\$277,773	5.90	\$87.91	#	#	#	#	\$182,855	#	#	#	#	1.64
29-1065	Pediatricians, general	400	21.40	\$96.63	\$200,995	6.35	\$47.71	\$68.60	\$90.94	#	#	\$99,240	\$142,698	\$189,158	#	#	0.77
29-1066	Psychiatrists	450	13.10	\$113.20	\$235,448	4.87	\$41.96	\$83	#	#	#	\$87,272	\$171,965	#	#	#	0.98
29-1067	Surgeons	900	16.40	\$115.31	\$239,852	6.27	\$42.98	\$73.89	#	#	#	\$89,391	\$153,693	#	#	#	1.31
29-1069	Physicians and surgeons, all other	2,720	11.82	\$121.63	\$252,996	3.31	\$54.81	\$95.71	#	#	#	\$113,996	\$199,077	#	#	#	0.43
29-1071	Physician assistants	3,180	7.41	\$50.05	\$104,101	1.94	\$33.56	\$42.52	\$50	\$59	\$67	\$69,800	\$88,439	\$104,487	\$122,593	\$139,539	1.62
29-1081	Podiatrists	140	35.66	\$51.65	\$107,435	23.12	\$22.45	\$25.37	\$29.77	\$75	\$95	\$46,706	\$52,777	\$61,915	\$155,670	\$198,142	0.81
29-1122	Occupational therapists	2,770	5.26	\$42.45	\$88,288	1.46	\$29.88	\$34.20	\$41	\$48	\$60	\$62,153	\$71,139	\$84,432	\$99,761	\$124,992	1.23
29-1123	Physical therapists	5,040	6.61	\$38.80	\$80,711	1.89	\$25.67	\$31	\$38	\$45	\$51	\$53,384	\$64,139	\$77,993	\$94,052	\$106,745	1.25
29-1124	Radiation therapists	240	8.86	\$43.13	\$89,704	2.25	\$28.58	\$35.82	\$43	\$50	\$59	\$59,454	\$74,497	\$90,180	\$104,356	\$123,706	0.76
29-1125	Recreational therapists	120	8.61	\$24.98	\$51,959	3.22	\$15.94	\$20.34	\$23.59	\$31.39	\$35.83	\$33,148	\$42,297	\$49,069	\$65,300	\$74,533	0.37
29-1126	Respiratory therapists	1,880	2.41	\$29.56	\$61,478	0.72	\$22.29	\$25.79	\$29.26	\$33.95	\$37.73	\$46,355	\$53,641	\$60,871	\$70,613	\$78,468	0.82
29-1127	Speech-language pathologists	3,410	5.83	\$42.55	\$88,505	2.12	\$27.70	\$33.65	\$41.15	\$50.52	\$61.13	\$57,614	\$69,985	\$85,594	\$105,073	\$127,145	1.33
29-1128	Exercise physiologists	170	7.44	\$24.07	\$50,060	1.81	\$17.66	\$20.22	\$23.04	\$27.50	\$31.46	\$36,736	\$42,048	\$47,920	\$57,210	\$65,428	1.50
29-1129	Therapists, all other	160	14.90	\$29.65	\$61,666	1.56	\$21.01	\$25.19	\$28.47	\$34.45	\$40.18	\$43,699	\$52,402	\$59,218	\$71,655	\$83,566	0.77
29-1131	Veterinarians	2,120	6.01	\$41.45	\$86,221	3.73	\$25.32	\$32.33	\$39.92	\$48.81	\$60.02	\$52,659	\$67,236	\$83,029	\$101,534	\$124,848	1.71
29-1141	Registered nurses	49,340	1.75	\$34.89	\$72,574	0.62	\$25.66	\$28.89	\$34.27	\$40.19	\$47.02	\$53,382	\$60,100	\$71,277	\$83,598	\$97,811	0.95
29-1151	Nurse anesthetists	380	32.66	\$73.19	\$152,236	6.56	\$40.96	\$49.51	\$77.43	\$90.47	\$99.24	\$85,201	\$102,987	\$161,052	\$188,185	\$206,422	0.49
29-1161	Nurse midwives	#	#	\$46.66	\$97,045	3.10	\$41.23	\$43.29	\$46.71	\$50.14	\$55.82	\$85,758	\$90,033	\$97,158	\$104,298	\$116,107	#
29-1171	Nurse practitioners	2,810	9.43	\$53.10	\$110,442	3.08	\$37.20	\$42.80	\$49.82	\$59.21	\$70.04	\$77,372	\$89,020	\$103,616	\$123,167	\$145,681	0.94
29-1181	Audiologists	290	17.97	\$42.70	\$88,818	1.57	\$32.29	\$37.10	\$42.91	\$48.09	\$55.43	\$67,167	\$77,168	\$89,243	\$100,033	\$115,302	1.35
29-1199	Health diagnosing and treating practitioners, all other	770	33.32	\$26.17	\$54,428	5.27	\$14.27	\$17.49	\$23.01	\$30.50	\$41.63	\$29,691	\$36,389	\$47,851	\$63,448	\$86,593	1.19
29-2010	Clinical laboratory technologists and technicians	4,650	5.10	\$27.21	\$56,597	1.54	\$15.60	\$20.04	\$26.94	\$34.14	\$39.34	\$32,449	\$41,681	\$56,025	\$71,004	\$81,822	0.80
29-2021	Dental hygienists	4,900	7.66	\$39.37	\$81,881	2.13	\$31.74	\$35.30	\$40.77	\$45.54	\$48.41	\$66,017	\$73,426	\$84,803	\$94,733	\$100,692	1.29
29-2031	Cardiovascular technologists and technicians	610	4.84	\$34.33	\$71,407	3.64	\$16.99	\$24.84	\$34.46	\$42.71	\$48.04	\$35,347	\$51,676	\$71,681	\$88,835	\$99,928	0.61
29-2032	Diagnostic medical sonographers	1,040	6.13	\$39.16	\$81,451	2.01	\$28.42	\$34.01	\$39.48	\$45.57	\$49.34	\$59,111	\$70,751	\$82,109	\$94,794	\$102,631	0.84
29-2033	Nuclear medicine technologists	270	16.21	\$39.04	\$81,196	2.27	\$31.01	\$33.99	\$38.99	\$44.93	\$48.58	\$64,498	\$70,700	\$81,096	\$93,463	\$101,045	0.81
29-2034	Radiologic technologists and technicians	3,620	3.69	\$30.65	\$63,753	0.86	\$20.79	\$24.38	\$30.11	\$36.46	\$42.56	\$43,244	\$50,708	\$62,638	\$75,842	\$88,532	1.00
29-2035	Magnetic resonance imaging technologists	450	8.33	\$37.53	\$78,063	0.85	\$30.00	\$33.16	\$37.16	\$42.68	\$47.42	\$62,391	\$68,980	\$77,297	\$88,767	\$98,638	0.67
29-2041	Emergency medical technicians and paramedics	4,220	8.66	\$20.14	\$41,901	2.87	\$10.18	\$14.28	\$18.10	\$24.75	\$33.36	\$21,175	\$29,708	\$37,652	\$51,477	\$69,399	0.94
29-2051	Dietetic technicians	290	18.60	\$13.43	\$27,935	3.20	\$9.38	\$9.82	\$12.37	\$16.00	\$19.10	\$19,508	\$20,426	\$25,731	\$33,281	\$39,725	0.49
29-2052	Pharmacy technicians	5,530	5.25	\$17.43	\$36,248	1.14	\$12.56	\$14.87	\$17.23	\$19.85	\$23.21	\$26,117	\$30,939	\$35,832	\$41,283	\$48,273	0.74
29-2053	Psychiatric technicians	1,010	5.17	\$18.53	\$38,535	1.57	\$13.98	\$15.12	\$19.17	\$20.56	\$23.40	\$29,078	\$31,448	\$39,866	\$42,771	\$48,662	0.84
29-2054	Respiratory therapy technicians	110	24.18	\$19.32	\$40,194	4.45	\$13.64	\$15.96	\$18.64	\$22.78	\$26.80	\$28,363	\$33,188	\$38,770	\$47,391	\$55,748	0.64
29-2055	Surgical technologists	1,580	11.48	\$25.22	\$52,453	1.13	\$19.25	\$21.23	\$24.33	\$28.65	\$32.78	\$40,044	\$44,156	\$50,596	\$59,591	\$68,173	0.83
29-2056	Veterinary technologists and technicians	3,920	6.02	\$16.57	\$34,456	2.76	\$12.23	\$13.90	\$16.43	\$18.91	\$22.21	\$25,444	\$28,909	\$34,167	\$39,322	\$46,200	2.11
29-2057	Ophthalmic medical technicians	1,210	12.63	\$17.62	\$36,649	3.46	\$11.82	\$13.61	\$16.90	\$21.15	\$24.55	\$24,590	\$28,309	\$35,152	\$43,995	\$51,067	1.40
29-2061	Licensed practical and licensed vocational nurses	5,340	4.12	\$23.91	\$49,737	0.83	\$18.68	\$20.94	\$24.06	\$27.52	\$29.76	\$38,846	\$43,547	\$50,041	\$62,240	\$61,903	0.42
29-2071	Medical records and health information technicians	2,910	6.38	\$23.58	\$49,040	1.90	\$14.57	\$17.40	\$22.50	\$28.45	\$34.79	\$30,309	\$36,202	\$46,795	\$59,175	\$72,373	0.79
29-2081	Opticians, dispensing	1,370	11.66	\$18.78	\$39,064	4.80	\$12.08	\$13.91	\$17.16	\$21.48	\$25.76	\$25,127	\$28,935	\$35,695	\$44,670	\$53,587	1.01
29-2091	Orthotists and prosthetists	110	24.01	\$26.64	\$55,403	5.42	\$19.16	\$21.02	\$23.64	\$29.88	\$38.17	\$39,847	\$43,713	\$49,162	\$62,156	\$79,390	0.80
29-2092	Hearing aid specialists	80	32.58	\$25.53	\$53,100	9.71	\$16.40	\$18.77	\$25.36	\$32.07	\$36.18	\$34,120	\$39,035	\$52,740	\$66,706	\$75,252	0.57
29-2099	Health technologists and technicians, all other	2,890	12.90	\$24.84	\$51,668	6.57	\$14.07	\$16.74	\$22.04	\$29.29	\$38.60	\$29,269	\$34,816	\$45,851	\$60,919	\$80,286	1.30

Data unavailable

Occupational Code	Occupational Title	Employment Estimate	Employment Percentage Relative Standard Error	Average Hourly Wage	Average Annual Wage	Wage Percentage Relative Standard Error	10th Percentile (Hourly)	25th Percentile (Hourly)	50th Percentile (Hourly)	75th Percentile (Hourly)	90th Percentile (Hourly)	10th Percentile (Annual)	25th Percentile (Annual)	50th Percentile (Annual)	75th Percentile (Annual)	90th Percentile (Annual)	Location Quotients
29-9011	Occupational health and safety specialists	1,780	4.36	\$40.45	\$84,127	3.46	\$23.86	\$30.15	\$37.74	\$47.28	\$58.11	\$49,634	\$62,707	\$78,496	\$98,351	\$120,861	1.22
29-9012	Occupational health and safety technicians	290	9.34	\$29.05	\$60,430	2.91	\$17.20	\$21.44	\$27.96	\$35.28	\$40.91	\$35,769	\$44,603	\$58,153	\$73,377	\$85,088	0.94
29-9091	Athletic trainers	450	13.78	#	\$52,447	4.57	#	#	#	#	#	\$33,116	\$39,774	\$47,320	\$59,178	\$73,245	1.00
29-9092	Genetic counselors	30	11.21	\$40.01	\$83,223	6.26	\$27.19	\$32.66	\$36.87	\$41.96	\$48.19	\$56,560	\$67,930	\$76,692	\$87,284	\$100,245	0.67
29-9099	Healthcare practitioners and technical workers, all other	500	41.04	\$23.30	\$48,471	8.04	\$9.58	\$17.39	\$20.98	\$23.89	\$44.70	\$19,921	\$36,164	\$43,631	\$49,700	\$92,971	0.80
31-0000	Healthcare support occupations	61,600	2.09	\$16.51	\$34,334	0.90	\$10.69	\$12.83	\$15.54	\$18.86	\$23.60	\$22,226	\$26,680	\$32,321	\$39,230	\$49,093	0.84
31-1011	Home health aides	9,180	8.72	\$12.76	\$26,536	1.73	\$9.79	\$10.58	\$11.90	\$14.31	\$17.08	\$20,357	\$21,999	\$24,748	\$29,767	\$35,533	0.62
31-1013	Psychiatric aides	420	20.28	\$14.64	\$30,448	1.97	\$9.83	\$12.72	\$14.21	\$16.55	\$19.08	\$20,446	\$26,458	\$29,558	\$34,432	\$39,689	0.36
31-1014	Nursing assistants	20,540	3.66	\$15.41	\$32,043	1.38	\$11.56	\$13.08	\$14.95	\$17.46	\$19.19	\$24,040	\$27,200	\$31,089	\$36,324	\$39,912	0.79
31-1015	Orderlies	600	13.41	\$14.05	\$29,217	2.64	\$10.00	\$11.58	\$13.59	\$15.86	\$18.86	\$20,792	\$24,089	\$28,270	\$32,995	\$39,227	0.64
31-2011	Occupational therapy assistants	570	8.56	\$26.29	\$54,692	2.22	\$18.22	\$21.90	\$25.57	\$29.77	\$36.23	\$37,903	\$45,543	\$53,186	\$61,931	\$75,363	0.77
31-2012	Occupational therapy aides	60	8.22	\$16.50	\$34,312	7.99	\$12.12	\$13.26	\$14.87	\$17.89	\$27.17	\$25,214	\$27,587	\$30,921	\$37,214	\$56,506	0.40
31-2021	Physical therapist assistants	1,270	11.07	\$25.37	\$52,777	1.78	\$14.19	\$20.81	\$26.10	\$29.61	\$34.41	\$29,507	\$43,282	\$54,286	\$61,585	\$71,568	0.79
31-2022	Physical therapist aides	430	11.67	\$15.31	\$31,840	3.52	\$9.80	\$11.91	\$14.93	\$17.95	\$21.37	\$20,375	\$24,778	\$31,053	\$37,332	\$44,445	0.48
31-9011	Massage therapists	5,160	12.05	\$20.88	\$43,420	4.61	\$9.72	\$12.22	\$20.49	\$25.89	\$34.94	\$20,226	\$25,414	\$42,618	\$53,859	\$72,671	2.79
31-9091	Dental assistants	7,080	7.84	\$18.59	\$38,664	1.82	\$12.37	\$15.16	\$18.48	\$22.33	\$25.08	\$25,725	\$31,538	\$38,430	\$46,449	\$52,157	1.17
31-9092	Medical assistants	9,810	4.42	\$16.95	\$35,256	0.95	\$12.64	\$14.36	\$16.76	\$19.01	\$22.52	\$26,297	\$29,860	\$34,862	\$39,549	\$46,839	0.85
31-9093	Medical equipment preparers	1,070	11.20	\$19.26	\$40,060	2.62	\$13.42	\$15.82	\$18.23	\$21.87	\$25.63	\$27,911	\$32,906	\$37,925	\$45,496	\$53,317	1.11
31-9094	Medical transcriptionists	690	15.18	\$18.46	\$38,391	4.41	\$10.83	\$13.54	\$18.43	\$22.68	\$26.56	\$22,529	\$28,171	\$38,335	\$47,171	\$55,254	0.69
31-9095	Pharmacy aides	160	23.18	\$16.95	\$35,258	4.13	\$11.40	\$13.49	\$16.92	\$19.87	\$23.14	\$23,713	\$28,056	\$35,187	\$41,332	\$48,135	0.25
31-9096	Veterinary assistants and laboratory animal caretakers	480	17.02	\$13.07	\$27,196	3.90	\$9.70	\$10.81	\$12.58	\$14.48	\$17.11	\$20,178	\$22,493	\$26,166	\$30,128	\$35,588	0.32
31-9097	Phlebotomists	1,670	9.11	\$16.79	\$34,934	1.14	\$12.71	\$14.26	\$16.63	\$18.86	\$22.06	\$26,428	\$29,662	\$34,598	\$39,223	\$45,876	0.76
31-9099	Healthcare support workers, all other	2,410	7.97	\$15.70	\$32,650	1.56	\$10.27	\$12.37	\$14.95	\$18.27	\$21.72	\$21,360	\$25,732	\$31,103	\$38,011	\$45,176	1.46
33-0000	Protective service occupations	56,150	2.78	\$23.26	\$48,377	2.77	\$10.50	\$13.22	\$19.97	\$31.41	\$40.99	\$21,839	\$27,494	\$41,533	\$65,337	\$85,265	0.92
33-1012	First-line supervisors of police and detectives	1,410	0.93	\$47.27	\$98,321	1.27	\$31.20	\$41.96	\$48.60	\$54.47	\$62.43	\$64,899	\$87,278	\$101,082	\$113,292	\$129,848	0.75
33-1021	First-line supervisors of fire fighting and prevention workers	1,330	4.28	\$38.56	\$80,215	1.74	\$22.96	\$31.88	\$39.38	\$47.27	\$54.15	\$47,762	\$66,305	\$81,900	\$98,329	\$112,625	1.26
33-1099	First-line supervisors of protective service workers, all other	1,180	4.60	\$23.88	\$49,666	2.23	\$13.63	\$17.65	\$23.21	\$28.57	\$35.65	\$28,359	\$36,708	\$48,271	\$59,431	\$74,148	0.88
33-2011	Firefighters	5,480	4.66	\$26.71	\$55,558	2.12	\$13.25	\$19.26	\$26.29	\$34.83	\$40.36	\$27,561	\$40,051	\$54,679	\$72,451	\$83,951	0.95
33-2021	Fire inspectors and investigators	180	21.35	\$35.07	\$72,945	3.48	\$26.26	\$28.41	\$31.97	\$40.75	\$49.35	\$54,621	\$59,084	\$66,498	\$84,758	\$102,647	0.86
33-2022	Forest fire inspectors and prevention specialists	60	1.22	\$20.13	\$41,880	3.23	\$15.82	\$16.75	\$18.31	\$24.47	\$29.15	\$32,902	\$34,847	\$38,089	\$50,889	\$60,623	1.74
33-3011	Bailiffs	440	0.32	\$32.05	\$66,657	4.19	\$22.27	\$28.01	\$34.10	\$37.51	\$39.56	\$46,330	\$58,267	\$70,931	\$78,015	\$82,289	1.34
33-3012	Correctional officers and jailers	6,900	0.56	\$22.87	\$47,569	1.16	\$18.55	\$19.81	\$21.39	\$25.64	\$30.30	\$38,579	\$41,197	\$44,496	\$53,325	\$63,025	0.90
33-3021	Detectives and criminal investigators	1,750	0.48	\$41.51	\$86,333	1.64	\$24.84	\$30.59	\$39.92	\$48.86	\$65.18	\$51,658	\$63,633	\$83,026	\$101,629	\$135,582	0.93
33-3031	Fish and game wardens	#	#	\$24.57	\$51,106	10.24	\$13.26	\$14.97	\$20.56	\$34.35	\$45.96	\$27,590	\$31,134	\$42,769	\$71,438	\$95,594	#
33-3041	Parking enforcement workers	130	1.61	\$18.77	\$39,035	2.73	\$12.41	\$14.57	\$18.78	\$22.84	\$25.21	\$25,816	\$30,298	\$39,059	\$47,502	\$52,444	0.84
33-3051	Police and sheriff's patrol officers	9,440	1.05	\$34.27	\$71,272	1.28	\$22.17	\$28.19	\$35.38	\$40.59	\$46.52	\$46,115	\$58,637	\$73,590	\$84,427	\$96,771	0.80
33-3052	Transit and railroad police	10	22.83	\$32.17	\$66,917	8.63	\$24.20	\$26.99	\$30.78	\$37.78	\$45.78	\$50,339	\$56,142	\$64,018	\$78,591	\$95,225	#
33-9021	Private detectives and investigators	300	13.05	\$28.22	\$58,699	4.64	\$18.14	\$20.83	\$25.34	\$32.10	\$42.43	\$37,731	\$43,324	\$52,705	\$66,764	\$88,255	0.54
33-9031	Gaming surveillance officers and gaming investigators	150	17.08	\$16.48	\$34,285	2.14	\$11.80	\$13.59	\$16.16	\$18.27	\$20.83	\$24,536	\$28,276	\$33,606	\$37,996	\$43,319	0.79
33-9032	Security guards	15,330	9.71	\$15.54	\$32,328	3.29	\$10.15	\$11.41	\$13.59	\$17.29	\$23.45	\$21,118	\$23,725	\$28,266	\$35,962	\$48,780	0.77
33-9091	Crossing guards	2,040	19.46	\$14.47	\$30,095	1.78	\$11.18	\$12.61	\$13.92	\$15.30	\$18.50	\$23,254	\$26,233	\$28,944	\$31,825	\$38,475	1.49
33-9092	Lifeguards, ski patrol, and other recreational protective service workers	4,400	3.15	\$11.34	\$23,585	1.72	\$9.39	\$9.57	\$10.29	\$11.68	\$14.73	\$19,529	\$19,911	\$21,412	\$24,299	\$30,629	1.69
33-9093	Transportation security screeners	1,080	0.00	\$19.63	\$40,831	2.86	\$16.70	\$17.71	\$19.28	\$20.98	\$22.88	\$34,744	\$36,843	\$40,112	\$43,632	\$47,585	1.41
33-9099	Protective service workers, all other	3,720	1.39	\$16.31	\$33,918	1.86	\$10.24	\$12.22	\$14.51	\$18.53	\$25.35	\$21,297	\$25,413	\$30,191	\$38,540	\$52,733	1.53
35-0000	Food preparation and serving-related occupations	247,640	1.26	\$12.31	\$25,614	0.71	\$9.35	\$9.51	\$10.55	\$13.36	\$17.92	\$19,441	\$19,780	\$21,944	\$27,781	\$37,281	1.05
35-1011	Chefs and head cooks	2,730	10.66	\$24.51	\$50,988	2.08	\$14.82	\$19.19	\$23.71	\$29.05	\$35.00	\$30,828	\$39,905	\$49,316	\$60,425	\$72,790	1.16
35-1012	First-line supervisors of food preparation and serving workers	16,130	3.74	\$18.99	\$39,491	1.58	\$11.17	\$13.95	\$18.04	\$23.23	\$28.89	\$23,234	\$29,025	\$37,523	\$48,320	\$60,095	0.97
35-2011	Cooks, fast food	8,010	12.83	\$10.85	\$22,572	1.57	\$9.41	\$9.57	\$10.28	\$11.75	\$13.34	\$19,563	\$19,901	\$21,379	\$24,436	\$27,751	0.89
35-2012	Cooks, institution and cafeteria	9,260	2.80	\$13.55	\$28,177	1.09	\$10.04	\$11.17	\$12.97	\$15.14	\$18.33	\$20,877	\$23,237	\$26,986	\$31,490	\$38,136	1.28

Data unavailable

Occupational Code	Occupational Title	Employment Estimate	Employment Percentage Relative Standard Error	Average Hourly Wage	Average Annual Wage	Wage Percentage Relative Standard Error	10th Percentile (Hourly)	25th Percentile (Hourly)	50th Percentile (Hourly)	75th Percentile (Hourly)	90th Percentile (Hourly)	10th Percentile (Annual)	25th Percentile (Annual)	50th Percentile (Annual)	75th Percentile (Annual)	90th Percentile (Annual)	Location Quotients
35-2014	Cooks, restaurant	31,790	3.90	\$13.25	\$27,558	1.43	\$9.80	\$10.80	\$12.55	\$14.94	\$17.95	\$20,388	\$22,455	\$26,105	\$31,081	\$37,334	1.39
35-2015	Cooks, short order	#	#	\$12.53	\$26,062	4.53	\$9.48	\$10.02	\$11.21	\$14.04	\$17.44	\$19,714	\$20,832	\$23,323	\$29,196	\$36,272	#
35-2019	Cooks, all other	50	25.32	\$17.76	\$36,951	5.76	\$11.77	\$14.10	\$17.48	\$21.12	\$23.58	\$24,472	\$29,333	\$36,350	\$43,928	\$49,040	0.19
35-2021	Food preparation workers	11,530	13.64	\$12.11	\$25,181	1.54	\$9.41	\$9.82	\$11.30	\$13.60	\$15.99	\$19,570	\$20,431	\$23,500	\$28,296	\$33,249	0.77
35-3011	Bartenders	11,860	6.02	\$12.79	\$26,606	2.93	\$9.31	\$9.37	\$9.61	\$12.39	\$20.80	\$19,359	\$19,481	\$19,999	\$25,772	\$43,274	1.08
35-3021	Combined food preparation and serving workers, including fast food	63,770	3.55	\$10.95	\$22,786	0.69	\$9.37	\$9.54	\$10.23	\$11.58	\$13.76	\$19,494	\$19,834	\$21,271	\$24,076	\$28,613	0.99
35-3022	Counter attendants, cafeteria, food concession, and coffee shop	5,310	20.85	\$11.29	\$23,486	2.61	\$9.39	\$9.54	\$10.53	\$12.07	\$14.53	\$19,539	\$19,837	\$21,904	\$25,116	\$30,216	0.62
35-3031	Waiters and waitresses	50,270	3.13	\$11.56	\$24,046	2.02	\$9.31	\$9.35	\$9.50	\$10.01	\$17.59	\$19,356	\$19,442	\$19,769	\$20,819	\$36,591	1.09
35-3041	Food servers, nonrestaurant	7,080	8.86	\$11.96	\$24,880	1.82	\$9.39	\$9.62	\$10.96	\$13.45	\$15.64	\$19,527	\$20,003	\$22,805	\$27,981	\$32,527	1.49
35-9011	Dining room and cafeteria attendants and bartender helpers	8,310	10.01	\$10.42	\$21,672	1.08	\$9.31	\$9.38	\$9.57	\$10.51	\$12.97	\$19,363	\$19,510	\$19,906	\$21,857	\$26,985	1.06
35-9021	Dishwashers	7,900	6.66	\$10.77	\$22,403	0.84	\$9.37	\$9.59	\$10.49	\$11.59	\$12.55	\$19,499	\$19,952	\$21,811	\$24,109	\$26,100	0.87
35-9031	Hosts and hostesses, restaurant, lounge, and coffee shop	9,930	6.45	\$11.21	\$23,315	1.81	\$9.34	\$9.48	\$10.02	\$11.74	\$14.51	\$19,424	\$19,712	\$20,834	\$24,420	\$30,172	1.34
35-9099	Food preparation and serving related workers, all other	1,640	19.74	\$10.52	\$21,874	1.99	\$9.35	\$9.43	\$9.61	\$11.02	\$13.44	\$19,450	\$19,620	\$19,998	\$22,922	\$27,958	1.62
37-0000	Building and grounds cleaning and maintenance occupations	83,630	1.76	\$14.46	\$30,072	1.10	\$9.63	\$10.81	\$13.12	\$16.70	\$21.75	\$20,040	\$22,478	\$27,300	\$34,735	\$45,236	1.05
37-1011	First-line supervisors of housekeeping and janitorial workers	2,590	5.30	\$21.32	\$44,352	2.84	\$12.27	\$15.68	\$21.17	\$25.24	\$31.78	\$25,529	\$32,618	\$44,034	\$52,505	\$66,104	0.93
37-1012	First-line supervisors of landscaping, lawn service, and grounds	2,310	15.97	\$26.98	\$56,112	2.06	\$18.00	\$21.44	\$26.20	\$32.02	\$37.65	\$37,432	\$44,599	\$54,489	\$66,611	\$78,309	1.28
37-2011	Janitors and cleaners, except maids and housekeeping cleaners	35,880	3.34	\$13.54	\$28,174	2.20	\$9.54	\$10.45	\$12.49	\$15.24	\$19.66	\$19,842	\$21,743	\$25,979	\$31,697	\$40,895	0.92
37-2012	Maids and housekeeping cleaners	17,420	5.95	\$12.15	\$25,273	1.22	\$9.54	\$10.20	\$11.56	\$13.51	\$15.56	\$19,842	\$21,212	\$24,050	\$28,104	\$32,375	1.05
37-2019	Building cleaning workers, all other	#	#	\$12.80	\$26,616	7.11	\$9.48	\$10.16	\$11.29	\$13.84	\$17.75	\$19,716	\$21,136	\$23,478	\$28,783	\$36,913	#
37-2021	Pest control workers	690	7.81	\$17.89	\$37,213	4.62	\$11.40	\$14.12	\$18.02	\$21.64	\$24.16	\$23,716	\$29,365	\$37,481	\$45,018	\$50,253	0.51
37-3011	Landscaping and groundskeeping workers	22,540	5.39	\$15.27	\$31,753	1.23	\$9.99	\$12.16	\$14.57	\$17.87	\$21.73	\$20,773	\$25,300	\$30,312	\$37,174	\$45,201	1.38
37-3012	Pesticide handlers, sprayers, and applicators, vegetation	#	#	\$19.35	\$40,256	10.88	\$11.51	\$14.40	\$18.29	\$23.57	\$29.53	\$23,941	\$29,961	\$38,033	\$49,023	\$61,416	#
37-3013	Tree trimmers and pruners	#	#	\$19.60	\$40,777	11.18	\$13.08	\$14.54	\$18.45	\$24.85	\$29.04	\$27,206	\$30,239	\$38,386	\$51,696	\$60,404	#
37-3019	Grounds maintenance workers, all other	420	12.04	\$18.92	\$39,363	4.39	\$12.41	\$14.87	\$17.75	\$22.58	\$29.47	\$25,819	\$30,940	\$36,921	\$46,961	\$61,290	1.82
39-0000	Personal care and service occupations	87,330	1.77	\$14.27	\$29,690	1.25	\$9.44	\$9.88	\$11.71	\$15.84	\$23.19	\$19,628	\$20,549	\$24,356	\$32,942	\$48,242	0.94
39-1010	First-line supervisors of gaming workers	310	14.28	\$23.68	\$49,245	2.59	\$17.20	\$20.48	\$23.14	\$27.09	\$31.19	\$35,771	\$42,603	\$48,141	\$56,356	\$64,873	0.56
39-1021	First-line supervisors of personal service workers	3,940	4.33	\$19.63	\$40,828	1.48	\$11.20	\$13.63	\$18.05	\$24.20	\$30.49	\$23,289	\$28,355	\$37,549	\$50,342	\$63,412	1.03
39-2011	Animal trainers	200	20.26	\$14.31	\$29,766	5.31	\$9.93	\$10.88	\$12.79	\$17.08	\$21.23	\$20,647	\$22,635	\$26,603	\$35,523	\$44,151	0.79
39-2021	Nonfarm animal caretakers	4,790	8.16	\$12.37	\$25,734	3.12	\$9.40	\$9.67	\$10.97	\$13.31	\$17.39	\$19,557	\$20,108	\$22,824	\$27,677	\$36,169	1.40
39-3011	Gaming dealers	1,100	13.99	\$11.39	\$23,700	5.58	\$9.31	\$9.34	\$9.53	\$9.78	\$21.01	\$19,355	\$19,431	\$19,832	\$20,342	\$43,701	0.65
39-3019	Gaming service workers, all other	190	26.65	\$17.92	\$37,270	7.22	\$11.13	\$13.05	\$16.16	\$19.55	\$28.14	\$23,146	\$27,134	\$33,622	\$40,663	\$58,522	1.09
39-3021	Motion picture projectionists	180	22.79	\$11.52	\$23,956	6.56	\$9.39	\$9.53	\$9.77	\$11.59	\$17.92	\$19,533	\$19,816	\$20,318	\$24,099	\$37,270	1.77
39-3031	Ushers, lobby attendants, and ticket takers	2,400	10.25	\$10.72	\$22,294	1.97	\$9.35	\$9.44	\$9.84	\$11.20	\$12.92	\$19,442	\$19,627	\$20,461	\$23,300	\$26,869	1.07
39-3091	Amusement and recreation attendants	8,670	5.22	\$11.06	\$23,013	1.24	\$9.35	\$9.45	\$9.90	\$11.53	\$14.12	\$19,449	\$19,659	\$20,582	\$23,973	\$29,376	1.56
39-3092	Costume attendants	20	23.19	\$17.17	\$35,707	7.52	\$10.56	\$14.09	\$17.43	\$20.04	\$23.39	\$21,961	\$29,303	\$36,253	\$41,683	\$48,653	#
39-3093	Locker room, coatroom, and dressing room attendants	200	21.38	\$13.84	\$28,789	2.62	\$9.70	\$11.65	\$13.58	\$15.23	\$17.96	\$20,180	\$24,240	\$28,241	\$31,689	\$37,357	0.62
39-3099	Entertainment attendants and related workers, all other	#	#	\$10.22	\$21,264	6.65	\$9.34	\$9.43	\$9.58	\$9.73	\$12.79	\$19,435	\$19,619	\$19,926	\$20,231	\$26,599	#
39-4011	Embalmers	110	30.15	\$19.68	\$40,929	4.94	\$15.33	\$16.74	\$18.98	\$22.92	\$25.10	\$31,883	\$34,829	\$39,472	\$47,667	\$52,201	1.46
39-4021	Funeral attendants	230	19.62	\$14.06	\$29,248	3.41	\$9.60	\$12.11	\$13.76	\$15.17	\$18.88	\$19,977	\$25,194	\$28,627	\$31,551	\$39,265	0.37
39-4031	Morticians, undertakers, and funeral directors	250	28.65	\$25.70	\$53,446	8.22	\$12.83	\$18.77	\$24.86	\$34.31	\$37.58	\$26,685	\$39,039	\$51,710	\$71,359	\$78,169	0.54
39-5011	Barbers	720	47.82	\$15.23	\$31,671	7.33	\$10.11	\$11.39	\$14.42	\$17.97	\$22.05	\$21,021	\$23,686	\$29,987	\$37,374	\$45,854	2.13
39-5012	Hairdressers, hairstylists, and cosmetologists	7,830	7.75	\$15.22	\$31,665	4.34	\$9.44	\$9.70	\$11.72	\$19.12	\$25.01	\$19,634	\$20,175	\$24,383	\$39,771	\$52,011	1.24
39-5092	Manicurists and pedicurists	2,130	25.21	\$13.15	\$27,356	9.07	\$9.45	\$9.70	\$10.80	\$15.51	\$19.17	\$19,658	\$20,177	\$22,466	\$32,262	\$39,883	1.14
39-5093	Shampooers	#	#	\$10.29	\$21,408	5.24	\$9.43	\$9.63	\$9.97	\$11.04	\$11.68	\$19,620	\$20,029	\$22,734	\$22,965	\$24,304	#
39-5094	Skincare specialists	1,250	21.05	\$23.63	\$49,148	11.18	\$10.38	\$15.15	\$20.49	\$30.91	\$42.61	\$21,597	\$31,520	\$42,619	\$64,295	\$88,627	1.55

Data unavailable

Occupational Code	Occupational Title	Employment Estimate	Employment Percentage Relative Standard Error	Average Hourly Wage	Average Annual Wage	Wage Percentage Relative Standard Error	10th Percentile (Hourly)	25th Percentile (Hourly)	50th Percentile (Hourly)	75th Percentile (Hourly)	90th Percentile (Hourly)	10th Percentile (Annual)	25th Percentile (Annual)	50th Percentile (Annual)	75th Percentile (Annual)	90th Percentile (Annual)	Location Quotients
39-6011	Baggage porters and bellhops	730	9.85	\$11.36	\$23,636	1.93	\$9.32	\$9.42	\$9.81	\$12.31	\$15.02	\$19,381	\$19,598	\$20,406	\$25,603	\$31,244	0.96
39-6012	Concierges	770	10.79	\$15.48	\$32,203	2.10	\$11.66	\$13.08	\$14.65	\$17.48	\$20.04	\$24,249	\$27,204	\$30,462	\$36,353	\$41,687	1.20
39-7010	Tour and travel guides	1,530	20.60	\$16.13	\$33,552	8.95	\$9.49	\$10.93	\$14.14	\$19.79	\$25.32	\$19,736	\$22,725	\$29,410	\$41,154	\$52,671	1.85
39-9011	Childcare workers	8,200	7.00	\$13.23	\$27,527	1.35	\$9.52	\$10.42	\$12.60	\$14.81	\$18.32	\$19,798	\$21,665	\$26,203	\$30,806	\$38,107	0.81
39-9021	Personal care aides	24,360	3.97	\$12.00	\$24,961	1.62	\$9.51	\$10.02	\$11.14	\$12.60	\$16.04	\$19,784	\$20,840	\$23,181	\$26,214	\$33,370	0.67
39-9031	Fitness trainers and aerobics instructors	8,210	4.99	\$22.38	\$46,547	2.92	\$10.01	\$14.97	\$21.05	\$27.93	\$34.74	\$20,827	\$31,132	\$43,792	\$58,097	\$72,268	1.64
39-9032	Recreation workers	6,590	4.15	\$14.10	\$29,324	1.81	\$9.55	\$10.48	\$12.69	\$15.32	\$21.03	\$19,862	\$21,802	\$26,387	\$31,876	\$43,747	1.04
39-9041	Residential advisors	480	10.81	\$15.06	\$31,327	4.15	\$9.52	\$11.18	\$13.96	\$17.73	\$22.01	\$19,803	\$23,258	\$29,041	\$36,879	\$45,779	0.24
41-0000	Sales and related occupations	296,130	1.30	\$21.90	\$45,553	1.09	\$9.46	\$10.68	\$14.81	\$25.94	\$43.66	\$19,681	\$22,210	\$30,803	\$53,962	\$90,815	1.14
41-1011	First-line supervisors of retail sales workers	19,400	2.90	\$23.98	\$49,870	1.70	\$12.97	\$15.88	\$20.68	\$28.20	\$37.37	\$26,982	\$33,039	\$43,009	\$58,659	\$77,730	0.90
41-1012	First-line supervisors of non-retail sales workers	5,400	5.82	\$40.12	\$83,445	2.47	\$19.08	\$25.93	\$35.48	\$48.03	\$63.77	\$39,681	\$53,944	\$73,807	\$99,895	\$132,640	1.20
41-2011	Cashiers	58,910	4.18	\$11.54	\$24,007	1.12	\$9.34	\$9.52	\$10.63	\$12.06	\$15.76	\$19,433	\$19,794	\$22,114	\$25,078	\$32,772	0.92
41-2012	Gaming change persons and booth cashiers	#	#	\$11.38	\$23,671	3.80	\$9.64	\$10.11	\$10.91	\$11.70	\$13.96	\$20,046	\$21,036	\$22,687	\$24,339	\$29,032	#
41-2021	Counter and rental clerks	14,600	4.68	\$16.19	\$33,683	1.62	\$9.66	\$11.11	\$14.08	\$18.49	\$26.00	\$20,091	\$23,103	\$29,291	\$38,456	\$54,079	1.83
41-2022	Parts salespersons	4,000	10.33	\$18.13	\$37,716.00	\$2.84	\$10.21	\$12.33	\$16.23	\$21.90	\$29.32	\$21,239.00	\$25,642.00	\$33,768.00	\$45,557.00	\$60,993.00	0.88
41-2031	Retail salespersons	86,720	2.27	\$14.30	\$29,745	1.86	\$9.38	\$9.87	\$11.52	\$14.87	\$22.27	\$19,516	\$20,527	\$23,966	\$30,931	\$46,312	1.09
41-3011	Advertising sales agents	2,090	7.47	\$24.79	\$51,570	4.71	\$11.42	\$15.76	\$21.45	\$30.49	\$43.85	\$23,746	\$32,781	\$44,611	\$63,413	\$91,214	0.85
41-3021	Insurance sales agents	9,880	12.33	\$31.27	\$65,032	5.30	\$14.07	\$18.18	\$23.50	\$32.98	\$51.95	\$29,261	\$37,822	\$48,887	\$68,601	\$108,062	1.43
41-3031	Securities, commodities, and financial services sales agents	11,920	5.03	\$36.57	\$76,070	4.29	\$14.17	\$17.63	\$25.68	\$43.53	\$73.50	\$29,477	\$36,673	\$53,415	\$90,545	\$152,870	1.71
41-3041	Travel agents	1,390	7.56	\$19.67	\$40,915	4.78	\$10.52	\$13.91	\$18.10	\$23.03	\$28.75	\$21,880	\$28,941	\$37,655	\$47,911	\$59,807	1.15
41-3099	Sales representatives, services, all other	27,330	3.83	\$33.20	\$69,052	2.28	\$12.90	\$18.19	\$27.49	\$40.87	\$60.11	\$26,835	\$37,836	\$57,170	\$85,008	\$125,036	1.52
41-4011	Sales representatives, wholesale and manufacturing, technical and scientific products	5,250	9.76	\$48.71	\$101,317	2.63	\$22.62	\$31.97	\$47.70	\$61.42	\$77.63	\$47,052	\$66,493	\$99,218	\$127,763	\$161,465	0.90
41-4012	Sales representatives, wholesale and manufacturing, except technical and scientific products	28,700	3.85	\$35.97	\$74,815	1.91	\$15.26	\$21.68	\$29.97	\$43.41	\$64.66	\$31,749	\$45,101	\$62,347	\$90,290	\$134,491	1.15
41-9011	Demonstrators and product promoters	900	17.24	\$13.06	\$27,161	6.24	\$9.70	\$10.38	\$11.51	\$13.94	\$19.73	\$20,168	\$21,584	\$23,943	\$28,992	\$41,044	0.59
41-9021	Real estate brokers	2,260	13.71	\$26.21	\$54,527	6.95	\$9.56	\$15.77	\$22.37	\$34.36	\$39.03	\$19,887	\$32,804	\$46,527	\$71,462	\$81,179	3.11
41-9022	Real estate sales agents	4,050	9.13	\$30.44	\$63,323	5.87	\$9.31	\$16.37	\$25.47	\$41.39	\$57.16	\$19,364	\$34,058	\$52,979	\$86,098	\$118,889	1.53
41-9031	Sales engineers	3,270	9.66	\$60.01	\$124,818	2.57	\$34.22	\$45.76	\$59.43	\$73.03	\$86.94	\$71,171	\$95,187	\$123,609	\$151,910	\$180,836	2.57
41-9041	Telemarketers	5,040	10.78	\$13.68	\$28,462	3.16	\$9.44	\$10.23	\$12.52	\$14.94	\$18.98	\$19,641	\$21,283	\$26,052	\$31,075	\$39,482	1.48
41-9091	Door-to-door sales workers, news and street vendors, and related workers	190	32.76	\$14.63	\$30,423	10.68	\$9.49	\$10.63	\$12.79	\$14.71	\$26.79	\$19,737	\$22,110	\$26,608	\$30,605	\$55,728	1.44
41-9099	Sales and related workers, all other	4,260	8.86	\$20.20	\$42,025	4.19	\$9.54	\$11.87	\$17.28	\$23.96	\$31.28	\$19,842	\$24,698	\$35,939	\$49,839	\$65,056	2.53
43-0000	Office and administrative support occupations	360,490	0.83	\$19.05	\$39,632	0.45	\$10.70	\$13.53	\$17.64	\$23.11	\$28.98	\$22,255	\$28,133	\$36,681	\$48,071	\$60,281	0.92
43-1011	First-line supervisors of office and administrative support workers	19,770	1.96	\$29.09	\$60,512	0.74	\$16.73	\$21.73	\$27.87	\$35.07	\$43.53	\$34,795	\$45,188	\$57,977	\$72,942	\$90,546	0.76
43-2011	Switchboard operators, including answering service	1,250	19.47	\$14.84	\$30,863	2.16	\$10.56	\$12.49	\$14.35	\$16.85	\$18.83	\$21,961	\$25,975	\$29,847	\$35,045	\$39,168	0.86
43-2099	Communications equipment operators, all other	20	0.00	\$22.19	\$46,152	2.96	\$14.12	\$20.52	\$22.27	\$24.79	\$27.73	\$29,368	\$42,686	\$46,315	\$51,569	\$57,685	#
43-3011	Bill and account collectors	2,900	6.85	\$18.56	\$38,615	2.73	\$11.56	\$14.42	\$17.93	\$22.28	\$26.45	\$24,035	\$29,999	\$37,300	\$46,344	\$55,017	0.60
43-3021	Billing and posting clerks and machine operators	6,860	6.63	\$19.49	\$40,549	1.85	\$13.14	\$16.06	\$18.79	\$22.98	\$27.39	\$27,326	\$33,409	\$39,089	\$47,803	\$56,971	0.80
43-3031	Bookkeeping, accounting, and auditing clerks	27,340	2.94	\$19.81	\$41,213	0.83	\$11.08	\$15.19	\$19.21	\$23.89	\$28.93	\$23,051	\$31,594	\$39,967	\$49,686	\$60,168	1.00
43-3041	Gaming cage workers	290	13.83	\$13.87	\$28,852	2.06	\$10.33	\$12.22	\$13.75	\$15.22	\$17.87	\$21,495	\$25,418	\$28,591	\$31,657	\$37,171	0.94
43-3051	Payroll and timekeeping clerks	2,470	9.33	\$21.90	\$45,556	1.76	\$13.81	\$16.89	\$21.47	\$26.42	\$30.58	\$28,730	\$35,123	\$44,653	\$54,944	\$63,607	0.90
43-3061	Procurement clerks	910	7.20	\$21.34	\$44,385	1.48	\$15.24	\$17.77	\$21.16	\$24.29	\$28.59	\$31,706	\$36,959	\$44,013	\$50,529	\$59,460	0.72
43-3071	Tellers	6,960	6.97	\$14.25	\$29,640	1.31	\$10.66	\$12.09	\$13.70	\$15.80	\$19.07	\$22,170	\$25,139	\$28,502	\$32,859	\$39,668	0.79
43-3099	Financial clerks, all other	2,240	10.65	\$21.90	\$45,545	3.05	\$14.37	\$17.41	\$21.35	\$25.69	\$30.71	\$29,882	\$36,205	\$44,407	\$53,428	\$63,885	3.87
43-4011	Brokerage clerks	1,000	12.28	\$27.78	\$57,787	3.92	\$19.65	\$21.63	\$24.73	\$29.41	\$36.44	\$40,877	\$44,989	\$51,448	\$61,167	\$75,791	0.94
43-4021	Correspondence clerks	180	20.76	\$20.64	\$42,931	4.59	\$11.95	\$16.78	\$20.22	\$24.12	\$29.40	\$24,865	\$34,912	\$42,056	\$50,161	\$61,148	1.58
43-4031	Court, municipal, and license clerks	4,980	4.00	\$19.44	\$40,435	0.78	\$12.37	\$16.13	\$19.01	\$22.82	\$25.73	\$25,728	\$33,556	\$39,541	\$47,464	\$53,512	2.08
43-4041	Credit authorizers, checkers, and clerks	670	11.72	\$22.30	\$46,387	3.91	\$13.40	\$16.43	\$20.44	\$27.77	\$34.36	\$27,870	\$34,178	\$42,505	\$57,759	\$71,460	1.09
43-4051	Customer service representatives	46,480	3.14	\$17.74	\$36,904	1.25	\$10.55	\$12.74	\$16.48	\$21.25	\$27.08	\$21,939	\$26,494	\$34,276	\$44,193	\$56,332	0.94
43-4061	Eligibility interviewers, government programs	2,660	2.30	\$21.65	\$45,023	1.38	\$16.18	\$17.81	\$21.13	\$25.00	\$28.95	\$33,647	\$37,054	\$43,953	\$52,001	\$60,208	1.06
43-4071	File clerks	1,920	5.56	\$16.93	\$35,206	1.29	\$11.69	\$13.55	\$16.20	\$19.43	\$23.61	\$24,310	\$28,179	\$33,698	\$40,420	\$49,104	0.90

Data unavailable

Occupational Code	Occupational Title	Employment Estimate	Employment Percentage Relative Standard Error	Average Hourly Wage	Average Annual Wage	Wage Percentage Relative Standard Error	10th Percentile (Hourly)	25th Percentile (Hourly)	50th Percentile (Hourly)	75th Percentile (Hourly)	90th Percentile (Hourly)	10th Percentile (Annual)	25th Percentile (Annual)	50th Percentile (Annual)	75th Percentile (Annual)	90th Percentile (Annual)	Location Quotients
43-4081	Hotel, motel, and resort desk clerks	6,090	4.55	\$12.83	\$26,687	1.41	\$9.71	\$10.64	\$12.20	\$14.36	\$17.07	\$20,190	\$22,128	\$25,375	\$29,863	\$35,509	1.34
43-4111	Interviewers, except eligibility and loan	4,850	4.59	\$17.33	\$36,049	2.07	\$10.11	\$13.76	\$17.12	\$20.47	\$24.07	\$21,028	\$28,625	\$35,613	\$42,584	\$50,070	1.43
43-4121	Library assistants, clerical	1,370	14.95	\$13.86	\$28,820	1.98	\$9.69	\$10.81	\$13.05	\$15.86	\$18.94	\$20,165	\$22,475	\$27,150	\$32,984	\$39,398	0.81
43-4131	Loan interviewers and clerks	3,990	13.12	\$22.26	\$46,311	1.66	\$14.87	\$17.85	\$21.79	\$26.19	\$30.36	\$30,924	\$37,132	\$45,313	\$54,481	\$63,143	0.98
43-4141	New accounts clerks	450	21.55	\$18.00	\$37,443	3.21	\$12.86	\$15.21	\$17.53	\$20.39	\$24.69	\$26,757	\$31,631	\$36,453	\$42,403	\$51,354	0.60
43-4151	Order clerks	3,530	7.13	\$16.74	\$34,815	3.39	\$10.17	\$11.62	\$16.06	\$20.39	\$24.29	\$21,159	\$24,177	\$33,402	\$42,419	\$50,523	1.16
43-4161	Human resources assistants, except payroll and timekeeping	2,060	3.24	\$20.91	\$43,498	0.75	\$14.38	\$17.37	\$21.00	\$24.19	\$27.99	\$29,915	\$36,130	\$43,677	\$50,305	\$58,216	0.85
43-4171	Receptionists and information clerks	18,640	3.10	\$14.94	\$31,077	0.89	\$10.06	\$12.13	\$14.53	\$17.44	\$19.67	\$20,916	\$25,221	\$30,215	\$36,281	\$40,914	1.02
43-4181	Reservation and transportation ticket agents and travel clerks	2,220	6.93	\$18.89	\$39,300	6.31	\$10.85	\$12.99	\$16.66	\$26.26	\$29.75	\$22,561	\$27,026	\$34,657	\$54,627	\$61,879	0.83
43-4199	Information and record clerks, all other	10,420	2.97	\$20.54	\$42,720	0.85	\$12.89	\$16.15	\$19.71	\$23.74	\$28.60	\$26,802	\$33,593	\$41,004	\$49,376	\$59,479	3.61
43-5011	Cargo and freight agents	740	24.11	\$24.90	\$51,788	9.98	\$13.32	\$16.90	\$21.64	\$27.79	\$36.97	\$27,715	\$35,154	\$45,009	\$57,796	\$76,898	0.46
43-5021	Couriers and messengers	1,180	22.34	\$15.25	\$31,714	5.29	\$9.96	\$11.53	\$14.22	\$17.54	\$22.95	\$20,715	\$23,984	\$29,584	\$36,493	\$47,732	0.86
43-5031	Police, fire, and ambulance dispatchers	1,550	1.78	\$22.95	\$47,742	1.00	\$15.89	\$20.04	\$23.14	\$26.64	\$30.15	\$33,052	\$41,684	\$48,130	\$55,402	\$62,708	0.91
43-5032	Dispatchers, except police, fire, and ambulance	3,120	5.99	\$20.91	\$43,494	1.88	\$13.01	\$15.62	\$19.89	\$24.90	\$30.56	\$27,051	\$32,488	\$41,369	\$51,788	\$63,567	0.88
43-5041	Meter readers, utilities	480	17.79	\$26.26	\$54,626	3.44	\$16.38	\$21.50	\$26.31	\$30.64	\$36.46	\$34,078	\$44,716	\$54,733	\$63,727	\$75,832	0.79
43-5051	Postal service clerks	1,360	0.00	\$24.01	\$49,945	0.92	\$16.62	\$19.79	\$28.15	\$28.16	\$28.74	\$34,580	\$41,159	\$58,555	\$68,568	\$69,789	0.92
43-5052	Postal service mail carriers	5,380	0.00	\$23.78	\$49,465	0.92	\$16.07	\$17.41	\$26.60	\$28.78	\$29.37	\$33,419	\$36,209	\$55,328	\$59,854	\$61,098	0.89
43-5053	Postal service mail sorters, processors, and processing machine operators	2,320	0.00	\$23.88	\$49,666	2.25	\$16.50	\$16.63	\$27.52	\$28.15	\$28.16	\$34,312	\$34,590	\$57,251	\$58,559	\$58,570	1.15
43-5061	Production, planning, and expediting clerks	2,490	4.11	\$25.07	\$52,142	1.18	\$15.24	\$18.81	\$24.21	\$29.82	\$36.49	\$31,695	\$39,135	\$50,355	\$62,016	\$75,890	0.41
43-5071	Shipping, receiving, and traffic clerks	9,190	5.43	\$16.25	\$33,795	1.05	\$10.35	\$12.56	\$15.19	\$19.06	\$23.70	\$21,523	\$26,133	\$31,600	\$39,638	\$49,298	0.76
43-5081	Stock clerks and order fillers	31,720	2.07	\$14.32	\$29,795	0.77	\$9.68	\$10.73	\$12.89	\$16.90	\$21.14	\$20,127	\$22,312	\$26,821	\$35,148	\$43,969	0.86
43-5111	Weighers, measurers, checkers, and samplers, recordkeeping	1,050	21.13	\$14.31	\$29,762	4.49	\$9.58	\$10.49	\$12.44	\$16.57	\$21.68	\$19,929	\$21,819	\$25,873	\$34,458	\$45,088	0.81
43-6011	Executive secretaries and executive administrative assistants	11,050	3.11	\$26.14	\$54,381	0.83	\$18.09	\$20.99	\$24.93	\$30.29	\$36.72	\$37,628	\$43,657	\$51,851	\$62,997	\$76,379	1.03
43-6012	Legal secretaries	3,190	9.73	#	#	#	#	#	#	#	#	#	#	#	#	#	0.96
43-6013	Medical secretaries	7,230	5.95	\$18.70	\$38,906	1.44	\$13.19	\$15.35	\$18.01	\$21.90	\$25.11	\$27,437	\$31,923	\$37,458	\$45,557	\$52,223	0.70
43-6014	Secretaries and administrative assistants, except legal, medical,	41,420	2.19	\$18.13	\$37,709	0.52	\$10.96	\$14.08	\$17.55	\$21.87	\$26.00	\$22,795	\$29,281	\$36,511	\$45,498	\$54,082	1.02
43-9011	Computer operators	310	16.71	\$25.55	\$53,143	5.78	\$15.67	\$18.84	\$23.22	\$30.30	\$39.98	\$32,586	\$39,196	\$48,305	\$63,024	\$83,162	0.43
43-9021	Data entry keyers	2,570	6.50	\$16.87	\$35,100	1.88	\$10.79	\$13.54	\$16.56	\$19.36	\$23.99	\$22,444	\$28,163	\$34,453	\$40,272	\$49,893	0.80
43-9022	Word processors and typists	630	23.46	\$17.67	\$36,751	4.02	\$10.46	\$11.97	\$18.27	\$22.24	\$24.60	\$21,747	\$24,896	\$37,993	\$46,268	\$51,172	0.54
43-9031	Desktop publishers	170	25.64	\$25.55	\$53,136.00	\$8.17	\$12.07	\$18.01	\$23.71	\$31.93	\$38.49	\$25,104.00	\$37,459.00	\$49,307.00	\$66,409.00	\$80,063.00	0.78
43-9041	Insurance claims and policy processing clerks	2,440	12.91	\$23.77	\$49,439	3.69	\$15.72	\$18.73	\$22.71	\$28.64	\$34.95	\$32,706	\$38,965	\$47,234	\$59,566	\$72,702	0.49
43-9051	Mail clerks and mail machine operators, except postal service	1,280	7.43	\$16.59	\$34,515	3.63	\$10.01	\$12.70	\$15.28	\$19.20	\$25.14	\$20,829	\$26,425	\$31,773	\$39,940	\$52,291	0.83
43-9061	Office clerks, general	44,300	2.52	\$18.69	\$38,879	0.78	\$10.40	\$13.37	\$17.38	\$22.77	\$29.13	\$21,635	\$27,818	\$36,140	\$47,352	\$60,588	0.83
43-9071	Office machine operators, except computer	830	14.61	\$17.59	\$36,579	2.52	\$11.93	\$14.24	\$16.96	\$19.49	\$25.09	\$24,819	\$29,613	\$35,272	\$40,532	\$52,186	0.85
43-9081	Proofreaders and copy markers	90	12.71	\$19.77	\$41,123	2.89	\$11.75	\$16.36	\$18.46	\$22.57	\$28.10	\$24,448	\$34,021	\$38,401	\$46,948	\$58,442	0.42
43-9111	Statistical assistants	170	21.84	\$20.24	\$42,102	7.37	\$9.71	\$11.53	\$21.67	\$27.03	\$29.85	\$20,193	\$23,992	\$45,071	\$56,213	\$62,091	0.96
43-9199	Office and administrative support workers, all other	1,730	5.42	\$17.17	\$35,722	2.12	\$9.88	\$11.65	\$16.45	\$20.87	\$25.43	\$20,551	\$24,238	\$34,208	\$43,400	\$52,893	0.46
45-0000	Farming, fishing, and forestry occupations	6,750	11.31	\$14.40	\$29,956	2.00	\$9.40	\$9.92	\$12.72	\$16.72	\$22.32	\$19,545	\$20,635	\$26,449	\$34,782	\$46,434	0.80
45-1011	First-line supervisors of farming, fishing, and forestry workers	330	16.82	\$25.47	\$52,972	4.71	\$14.53	\$19.65	\$24.42	\$31.77	\$37.46	\$30,219	\$40,863	\$50,802	\$66,083	\$77,920	0.89
45-2011	Agricultural inspectors	220	5.57	\$22.05	\$45,871	1.68	\$15.79	\$17.39	\$21.17	\$26.43	\$29.54	\$32,846	\$36,175	\$44,029	\$54,966	\$61,442	0.87
45-2041	Graders and sorters, agricultural products	#	#	\$10.17	\$21,162	1.95	\$9.34	\$9.39	\$9.48	\$10.76	\$11.68	\$19,421	\$19,535	\$19,725	\$22,381	\$24,293	#
45-2091	Agricultural equipment operators	#	#	\$16.20	\$33,691	7.66	\$12.43	\$13.69	\$15.44	\$18.60	\$22.25	\$25,861	\$28,484	\$32,108	\$38,686	\$46,279	#
45-2092	Farmworkers and laborers, crop, nursery, and greenhouse	3,260	10.70	\$13.80	\$28,714	2.14	\$9.47	\$10.59	\$13.18	\$15.98	\$18.75	\$19,705	\$22,023	\$27,415	\$33,241	\$38,995	0.64
45-2093	Farmworkers, farm, ranch, and aquacultural animals	1,180	9.82	\$15.14	\$31,483	3.40	\$9.48	\$10.80	\$13.64	\$17.53	\$23.68	\$19,722	\$22,461	\$28,366	\$36,471	\$49,260	1.85
45-2099	Agricultural workers, all other	120	42.33	\$18.77	\$39,033	10.75	\$9.83	\$13.14	\$15.06	\$20.60	\$29.20	\$20,453	\$27,327	\$31,319	\$42,847	\$60,745	1.30
45-4021	Fallers	20	45.92	\$23.16	\$48,181	16.22	\$14.83	\$17.44	\$26.18	\$29.06	\$30.79	\$30,846	\$36,281	\$54,461	\$60,444	\$64,034	#
45-4022	Logging equipment operators	110	49.00	\$18.95	\$39,420	2.79	\$11.21	\$15.45	\$20.49	\$23.03	\$24.56	\$23,319	\$32,146	\$42,627	\$47,904	\$51,094	0.23

Data unavailable

Occupational Code	Occupational Title	Employment Estimate	Employment Percentage Relative Standard Error	Average Hourly Wage	Average Annual Wage	Wage Percentage Relative Standard Error	10th Percentile (Hourly)	25th Percentile (Hourly)	50th Percentile (Hourly)	75th Percentile (Hourly)	90th Percentile (Hourly)	10th Percentile (Annual)	25th Percentile (Annual)	50th Percentile (Annual)	75th Percentile (Annual)	90th Percentile (Annual)	Location Quotients
47-0000	Construction and extraction occupations	133,900	1.55	\$23.10	\$48,040	0.63	\$13.62	\$16.88	\$21.61	\$27.84	\$34.80	\$28,331	\$35,115	\$44,948	\$57,900	\$72,375	1.30
47-1011	First-line supervisors of construction trades and extraction work	14,280	4.03	\$34.24	\$71,226	1.35	\$20.59	\$26.23	\$31.97	\$39.90	\$49.56	\$42,832	\$54,554	\$66,487	\$82,991	\$103,091	1.43
47-2011	Boilermakers	10	31.96	\$27.38	\$56,953	7.57	\$17.12	\$21.77	\$27.77	\$30.65	\$37.67	\$35,617	\$45,276	\$57,769	\$63,746	\$78,344	#
47-2021	Brickmasons and blockmasons	1,480	19.00	\$25.64	\$53,328	2.76	\$18.87	\$22.10	\$26.21	\$29.25	\$31.27	\$39,251	\$45,961	\$54,518	\$60,846	\$65,047	1.27
47-2022	Stonemasons	310	35.56	\$16.94	\$35,245	11.93	\$9.54	\$12.64	\$16.33	\$18.88	\$27.05	\$19,844	\$26,286	\$33,970	\$39,277	\$56,271	1.45
47-2031	Carpenters	13,750	5.73	\$21.65	\$45,036	1.67	\$12.59	\$16.19	\$21.11	\$27.10	\$30.85	\$26,187	\$33,678	\$43,910	\$56,373	\$64,160	1.11
47-2041	Carpet installers	300	43.69	\$21.27	\$44,251	7.91	\$13.35	\$18.87	\$21.59	\$24.30	\$29.11	\$27,776	\$39,253	\$44,913	\$50,552	\$60,550	0.64
47-2042	Floor layers, except carpet, wood, and hard tiles	160	44.26	\$20.73	\$43,117	5.27	\$12.48	\$15.06	\$20.20	\$23.59	\$30.33	\$25,958	\$31,319	\$42,012	\$49,075	\$63,077	0.74
47-2043	Floor sanders and finishers	240	46.28	\$19.13	\$39,794	3.33	\$15.17	\$16.75	\$19.13	\$21.99	\$23.86	\$31,563	\$34,849	\$39,784	\$45,750	\$49,633	3.15
47-2044	Tile and marble setters	1,190	28.77	\$20.53	\$42,700	4.92	\$11.60	\$16.11	\$19.80	\$25.11	\$29.14	\$24,132	\$33,507	\$41,187	\$52,232	\$60,615	1.71
47-2051	Cement masons and concrete finishers	5,790	8.32	\$20.33	\$42,280	2.10	\$13.44	\$16.19	\$20.23	\$23.93	\$28.31	\$27,959	\$33,671	\$42,072	\$49,777	\$58,894	1.81
47-2061	Construction laborers	21,250	3.93	\$17.07	\$35,500	1.18	\$10.88	\$13.63	\$16.75	\$19.57	\$23.71	\$22,620	\$28,351	\$34,848	\$40,707	\$49,319	1.23
47-2071	Paving, surfacing, and tamping equipment operators	2,120	19.02	\$20.30	\$42,219	2.04	\$14.30	\$17.08	\$19.94	\$23.62	\$27.69	\$29,743	\$35,535	\$41,477	\$49,139	\$57,592	2.38
47-2072	Pile-driver operators	30	43.45	#	#	#	#	#	#	#	#	#	#	#	#	#	0.48
47-2073	Operating engineers and other construction equipment operators	9,950	5.36	\$23.52	\$48,927	1.15	\$16.38	\$19.93	\$23.24	\$27.46	\$30.76	\$34,081	\$41,452	\$48,333	\$57,123	\$63,989	1.52
47-2081	Drywall and ceiling tile installers	3,430	9.73	\$21.62	\$44,965	1.60	\$15.57	\$18.77	\$21.68	\$24.20	\$28.18	\$32,395	\$39,041	\$45,092	\$50,328	\$58,605	1.98
47-2082	Tapers	330	23.91	\$24.86	\$51,701	4.72	\$15.06	\$18.56	\$23.06	\$29.60	\$39.29	\$31,318	\$38,605	\$47,973	\$61,574	\$81,731	1.02
47-2111	Electricians	15,070	6.70	\$25.56	\$53,174	1.59	\$15.04	\$18.83	\$25.16	\$30.91	\$37.16	\$31,288	\$39,158	\$52,338	\$64,301	\$77,301	1.33
47-2121	Glaziers	1,000	27.12	\$21.36	\$44,423	4.05	\$13.31	\$16.03	\$20.05	\$26.68	\$30.64	\$27,682	\$33,341	\$41,714	\$55,491	\$63,729	1.18
47-2131	Insulation workers, floor, ceiling, and wall	730	29.02	\$16.93	\$35,210	3.15	\$11.30	\$14.33	\$16.72	\$18.87	\$22.91	\$23,513	\$29,804	\$34,767	\$39,241	\$47,644	1.31
47-2132	Insulation workers, mechanical	670	31.03	\$21.42	\$44,555	5.77	\$15.45	\$17.47	\$19.89	\$23.14	\$29.92	\$32,145	\$36,343	\$41,361	\$48,138	\$62,242	1.50
47-2141	Painters, construction and maintenance	4,090	10.10	\$19.50	\$40,552	2.45	\$14.23	\$16.24	\$19.08	\$22.64	\$25.11	\$29,598	\$33,772	\$39,683	\$47,092	\$52,224	1.03
47-2142	Paperhangers	#	#	\$21.57	\$44,856	13.76	\$13.32	\$15.39	\$24.04	\$27.64	\$29.60	\$27,712	\$32,019	\$50,013	\$57,489	\$61,559	#
47-2151	Pipelayers	930	12.72	\$22.31	\$46,401	3.14	\$15.20	\$17.04	\$19.90	\$25.64	\$33.21	\$31,619	\$35,437	\$41,383	\$53,334	\$69,070	1.34
47-2152	Plumbers, pipefitters, and steamfitters	9,260	9.61	\$24.85	\$51,681	1.90	\$15.65	\$18.79	\$24.56	\$29.77	\$35.93	\$32,544	\$39,088	\$51,090	\$61,932	\$74,730	1.21
47-2161	Plasterers and stucco masons	510	46.68	\$16.45	\$34,209	3.17	\$11.52	\$14.00	\$16.64	\$18.69	\$21.26	\$23,969	\$29,111	\$34,613	\$38,872	\$44,215	1.18
47-2171	Reinforcing iron and rebar workers	280	43.21	\$25.44	\$52,913	5.81	\$16.17	\$19.45	\$24.57	\$29.27	\$38.26	\$33,624	\$40,453	\$51,102	\$60,891	\$79,577	0.84
47-2181	Roofers	3,250	12.60	\$19.29	\$40,129	3.59	\$13.18	\$14.96	\$18.69	\$23.43	\$27.50	\$27,418	\$31,111	\$38,873	\$48,738	\$57,206	1.50
47-2211	Sheet metal workers	3,290	13.39	\$23.16	\$48,180	4.02	\$14.25	\$17.22	\$22.02	\$28.16	\$35.22	\$29,640	\$35,810	\$45,809	\$58,581	\$73,268	1.38
47-2221	Structural iron and steel workers	1,700	12.45	\$23.56	\$49,007	3.42	\$15.27	\$18.36	\$22.51	\$27.76	\$32.68	\$31,770	\$38,187	\$46,825	\$57,744	\$67,968	1.27
47-2231	Solar photovoltaic installers	#	#	\$21.58	\$44,884	7.55	\$15.34	\$16.69	\$18.93	\$25.72	\$29.23	\$31,917	\$34,717	\$39,385	\$53,507	\$60,799	#
47-3011	Helpers--brickmasons, blockmasons, stonemasons, and tile and marble setters	590	24.77	\$18.06	\$37,573	4.48	\$13.69	\$15.46	\$17.20	\$19.01	\$23.35	\$28,477	\$32,152	\$35,786	\$39,535	\$48,563	1.33
47-3012	Helpers--carpenters	390	25.59	\$16.28	\$33,864	2.85	\$13.22	\$14.85	\$16.32	\$17.94	\$19.06	\$27,493	\$30,889	\$33,941	\$37,317	\$39,649	0.65
47-3013	Helpers--electricians	#	#	\$17.08	\$35,532	5.42	\$11.19	\$13.56	\$16.89	\$20.59	\$23.46	\$23,267	\$28,201	\$35,140	\$42,820	\$48,800	#
47-3014	Helpers--painters, paperhangers, plasterers, and stucco masons	100	18.07	\$17.16	\$35,691	7.93	\$11.06	\$13.33	\$17.09	\$21.10	\$23.71	\$23,010	\$27,719	\$35,555	\$43,881	\$49,316	0.50
47-3015	Helpers--pipelayers, plumbers, pipefitters, and steamfitters	320	21.36	\$16.08	\$33,439	4.68	\$10.49	\$12.46	\$14.47	\$20.31	\$23.37	\$21,825	\$25,915	\$30,098	\$42,242	\$48,601	0.32
47-3016	Helpers--roofers	#	#	\$12.62	\$26,248	4.92	\$9.82	\$10.58	\$11.86	\$14.31	\$16.99	\$20,435	\$22,000	\$24,666	\$29,757	\$35,339	#
47-3019	Helpers, construction trades, all other	170	39.34	\$16.98	\$35,324	12.19	\$11.45	\$12.95	\$14.77	\$21.36	\$25.64	\$23,806	\$26,928	\$30,715	\$44,419	\$53,326	0.41
47-4011	Construction and building inspectors	2,280	12.49	\$30.18	\$62,773	3.16	\$18.09	\$23.35	\$29.27	\$36.90	\$45.10	\$37,635	\$48,566	\$60,891	\$76,749	\$93,809	1.28
47-4021	Elevator installers and repairers	520	36.52	\$36.02	\$74,921	4.11	\$22.31	\$27.20	\$37.91	\$45.80	\$49.69	\$46,397	\$56,566	\$78,862	\$95,273	\$103,359	1.17
47-4031	Fence erectors	600	31.41	\$17.11	\$35,579	2.88	\$12.57	\$13.99	\$16.47	\$19.32	\$23.15	\$26,141	\$29,109	\$34,261	\$40,177	\$48,162	1.55
47-4041	Hazardous materials removal workers	1,240	14.35	\$20.55	\$42,746	3.35	\$15.51	\$17.48	\$20.58	\$23.47	\$26.30	\$32,252	\$36,365	\$42,811	\$48,811	\$54,704	1.60
47-4051	Highway maintenance workers	2,820	2.68	\$20.26	\$42,144	0.61	\$15.74	\$17.34	\$19.74	\$22.77	\$25.65	\$32,736	\$36,060	\$41,063	\$47,369	\$53,359	1.07
47-4061	Rail-track laying and maintenance equipment operators	110	36.15	\$30.08	\$62,572	8.05	\$19.33	\$25.79	\$31.99	\$36.19	\$38.73	\$40,199	\$53,644	\$66,534	\$75,269	\$80,563	0.42
47-4071	Septic tank servicers and sewer pipe cleaners	640	22.02	\$22.41	\$46,618	3.10	\$13.94	\$17.25	\$21.73	\$27.29	\$31.82	\$29,002	\$35,879	\$45,189	\$56,770	\$66,186	1.36
47-4090	Miscellaneous construction and related workers	900	30.81	\$19.69	\$40,951	3.58	\$13.16	\$16.08	\$18.77	\$23.34	\$28.03	\$27,376	\$33,442	\$39,036	\$48,554	\$58,306	1.45
47-5011	Derrick operators, oil and gas	130	28.96	\$24.58	\$51,134	6.53	\$18.21	\$21.02	\$24.10	\$28.47	\$32.12	\$37,881	\$43,729	\$50,127	\$59,210	\$66,809	0.75
47-5012	Rotary drill operators, oil and gas	990	32.57	\$27.22	\$56,614	6.33	\$18.36	\$21.61	\$27.01	\$32.97	\$37.52	\$38,189	\$44,945	\$56,189	\$68,576	\$78,047	3.59
47-5013	Service unit operators, oil, gas, and mining	1,890	11.38	\$25.69	\$53,442	6.42	\$16.36	\$18.56	\$21.66	\$25.30	\$33.27	\$34,027	\$38,603	\$45,062	\$52,630	\$69,208	2.69

Data unavailable

Occupational Code	Occupational Title	Employment Estimate	Employment Percentage Relative Standard Error	Average Hourly Wage	Average Annual Wage	Wage Percentage Relative Standard Error	10th Percentile (Hourly)	25th Percentile (Hourly)	50th Percentile (Hourly)	75th Percentile (Hourly)	90th Percentile (Hourly)	10th Percentile (Annual)	25th Percentile (Annual)	50th Percentile (Annual)	75th Percentile (Annual)	90th Percentile (Annual)	Location Quotients
47-5021	Earth drillers, except oil and gas	320	31.62	\$23.98	\$49,876	4.11	\$17.79	\$20.40	\$22.98	\$27.61	\$32.63	\$36,993	\$42,435	\$47,807	\$57,426	\$67,879	1.03
47-5041	Continuous mining machine operators	350	10.99	\$29.05	\$60,415	5.15	\$22.36	\$25.98	\$29.11	\$33.10	\$36.98	\$46,501	\$54,035	\$60,557	\$68,843	\$76,919	1.62
47-5049	Mining machine operators, all other	40	27.07	\$23.39	\$48,649	6.20	\$17.97	\$20.19	\$22.43	\$25.56	\$31.64	\$37,368	\$41,990	\$46,662	\$53,158	\$65,802	0.70
47-5051	Rock splitters, quarry	170	20.07	\$19.82	\$41,226	4.76	\$14.89	\$16.42	\$18.84	\$23.19	\$27.93	\$30,971	\$34,162	\$39,190	\$48,233	\$58,101	2.17
47-5071	Roustabouts, oil and gas	2,200	12.09	\$21.12	\$43,935	3.01	\$14.54	\$16.60	\$19.43	\$25.71	\$30.24	\$30,233	\$34,523	\$40,424	\$53,486	\$62,903	2.55
47-5081	Helpers--extraction workers	410	20.71	\$18.07	\$37,586	5.31	\$14.93	\$15.86	\$17.23	\$18.61	\$24.98	\$31,063	\$32,984	\$35,848	\$38,712	\$51,949	1.49
47-5099	Extraction workers, all other	170	26.80	\$23.84	\$49,587	4.45	\$16.10	\$18.18	\$22.24	\$28.19	\$35.46	\$33,490	\$37,814	\$46,263	\$58,639	\$73,753	1.86
49-0000	Installation, maintenance, and repair occupations	95,960	1.73	\$24.21	\$50,348	0.65	\$12.78	\$16.68	\$22.71	\$30.21	\$38.11	\$26,585	\$34,697	\$47,246	\$62,837	\$79,259	0.97
49-1011	First-line supervisors of mechanics, installers, and repairers	7,410	3.12	\$34.41	\$71,574	1.12	\$20.62	\$26.16	\$33.47	\$41.55	\$49.28	\$42,884	\$54,414	\$69,623	\$86,417	\$102,498	0.90
49-2011	Computer, automated teller, and office machine repairers	1,240	12.45	\$20.52	\$42,681	2.44	\$12.79	\$15.38	\$19.51	\$24.34	\$30.59	\$26,601	\$31,985	\$40,572	\$50,620	\$63,637	0.69
49-2021	Radio, cellular, and tower equipment installers and repairers	510	40.97	\$28.01	\$58,265	4.31	\$16.71	\$21.27	\$28.86	\$34.75	\$38.24	\$34,767	\$44,239	\$60,027	\$72,281	\$79,538	1.86
49-2022	Telecommunications equipment installers and repairers, except line installers	5,060	10.85	\$30.03	\$62,462	2.22	\$18.42	\$24.38	\$31.77	\$36.15	\$38.93	\$38,314	\$50,712	\$66,088	\$75,191	\$80,965	1.21
49-2091	Avionics technicians	400	32.21	#	#	#	#	#	#	#	#	#	#	#	#	#	1.19
49-2092	Electric motor, power tool, and related repairers	640	34.24	\$22.81	\$47,449	2.95	\$15.48	\$18.42	\$22.55	\$26.65	\$30.42	\$32,197	\$38,314	\$46,901	\$55,435	\$63,267	2.06
49-2093	Electrical and electronics installers and repairers, transportation equipment	#	#	\$29.46	\$61,283	5.05	\$15.77	\$22.70	\$29.51	\$36.71	\$43.10	\$32,807	\$47,220	\$61,374	\$76,363	\$89,655	#
49-2094	Electrical and electronics repairers, commercial and industrial equipment	1,830	5.48	\$28.30	\$58,871	1.77	\$18.47	\$22.42	\$27.64	\$33.60	\$39.56	\$38,426	\$46,641	\$57,484	\$69,886	\$82,282	1.58
49-2095	Electrical and electronics repairers, powerhouse, substation, and relay	190	10.71	\$40.97	\$85,222	2.37	\$31.75	\$37.67	\$42.67	\$46.61	\$48.98	\$66,048	\$78,353	\$88,758	\$96,956	\$101,875	0.43
49-2096	Electronic equipment installers and repairers, motor vehicles	220	46.69	\$16.75	\$34,837	9.63	\$12.42	\$13.39	\$14.99	\$20.88	\$23.51	\$25,840	\$27,843	\$31,176	\$43,430	\$48,910	1.08
49-2097	Electronic home entertainment equipment installers and repairers	960	23.32	\$23.51	\$48,910	4.13	\$15.52	\$18.94	\$22.90	\$27.90	\$33.80	\$32,288	\$39,393	\$47,639	\$58,032	\$70,304	2.08
49-2098	Security and fire alarm systems installers	1,010	14.57	\$26.52	\$55,163	2.35	\$17.05	\$21.81	\$26.81	\$30.27	\$36.26	\$35,465	\$45,355	\$55,757	\$62,956	\$75,415	0.81
49-3011	Aircraft mechanics and service technicians	1,650	10.81	\$32.22	\$67,025	3.58	\$19.28	\$24.00	\$32.41	\$38.74	\$46.73	\$40,103	\$49,914	\$67,404	\$80,579	\$97,196	0.70
49-3021	Automotive body and related repairers	3,110	7.74	\$23.43	\$48,745	3.17	\$12.64	\$16.52	\$21.47	\$28.31	\$38.04	\$26,299	\$34,371	\$44,656	\$58,885	\$79,117	1.20
49-3022	Automotive glass installers and repairers	#	#	\$16.70	\$34,732	3.63	\$13.54	\$15.55	\$16.98	\$18.41	\$19.27	\$28,159	\$32,350	\$35,320	\$38,292	\$40,076	#
49-3023	Automotive service technicians and mechanics	11,480	3.49	\$22.60	\$47,014	1.57	\$11.63	\$15.63	\$21.79	\$28.30	\$34.20	\$24,191	\$32,518	\$45,324	\$58,862	\$71,141	1.00
49-3031	Bus and truck mechanics and diesel engine specialists	4,200	5.65	\$24.96	\$51,925	1.28	\$16.15	\$19.58	\$24.51	\$30.01	\$35.76	\$33,590	\$40,724	\$50,980	\$62,429	\$74,388	0.90
49-3041	Farm equipment mechanics and service technicians	560	16.19	\$19.91	\$41,419	3.64	\$12.54	\$15.82	\$19.00	\$23.77	\$28.69	\$26,091	\$32,900	\$39,527	\$49,442	\$59,666	0.91
49-3042	Mobile heavy equipment mechanics, except engines	2,780	7.34	\$24.90	\$51,797	1.17	\$17.07	\$20.47	\$24.57	\$29.26	\$33.95	\$35,511	\$42,569	\$51,100	\$60,855	\$70,618	1.18
49-3043	Rail car repairers	320	27.94	\$31.41	\$65,338	5.14	\$22.77	\$26.53	\$29.79	\$35.97	\$44.73	\$47,366	\$55,192	\$61,958	\$74,813	\$93,032	0.73
49-3051	Motorboat mechanics and service technicians	200	38.68	\$20.79	\$43,244	3.12	\$15.99	\$17.63	\$20.43	\$23.52	\$27.28	\$33,268	\$36,670	\$42,501	\$48,912	\$56,737	0.52
49-3052	Motorcycle mechanics	580	44.53	\$18.38	\$38,238	4.76	\$12.96	\$15.46	\$17.32	\$20.48	\$25.56	\$26,958	\$32,166	\$36,036	\$42,590	\$53,160	2.05
49-3053	Outdoor power equipment and other small engine mechanics	500	17.57	\$18.56	\$38,601	2.78	\$12.21	\$14.74	\$18.16	\$22.25	\$25.88	\$25,400	\$30,657	\$37,764	\$46,270	\$53,835	0.88
49-3091	Bicycle repairers	520	23.74	\$14.30	\$29,752	2.25	\$10.76	\$12.36	\$13.95	\$15.95	\$18.47	\$22,376	\$25,700	\$29,012	\$33,167	\$38,424	2.26
49-3092	Recreational vehicle service technicians	300	22.37	\$22.65	\$47,117	8.32	\$12.81	\$15.21	\$20.85	\$28.00	\$37.34	\$26,635	\$31,647	\$43,372	\$58,230	\$77,662	1.13
49-3093	Tire repairers and changers	2,810	15.40	\$13.83	\$28,764	2.12	\$10.20	\$11.62	\$13.38	\$15.11	\$18.36	\$21,207	\$24,178	\$27,832	\$31,439	\$38,183	1.37
49-9011	Mechanical door repairers	580	28.84	\$23.16	\$48,173	6.09	\$15.73	\$17.85	\$23.28	\$28.42	\$30.88	\$32,708	\$37,118	\$48,431	\$59,117	\$64,239	1.53
49-9012	Control and valve installers and repairers, except mechanical door	1,190	12.38	\$31.37	\$65,255	3.38	\$19.64	\$23.53	\$30.22	\$39.96	\$46.37	\$40,855	\$48,935	\$62,852	\$83,112	\$96,444	1.39
49-9021	Heating, air conditioning, and refrigeration mechanics and installers	5,430	11.42	\$27.44	\$57,071	3.47	\$16.25	\$20.55	\$26.82	\$32.54	\$39.39	\$33,807	\$42,738	\$55,784	\$67,681	\$81,940	0.99
49-9031	Home appliance repairers	730	21.00	\$19.90	\$41,387	6.25	\$10.46	\$12.07	\$17.49	\$26.85	\$33.01	\$21,751	\$25,100	\$36,389	\$55,847	\$68,670	1.26
49-9041	Industrial machinery mechanics	4,730	8.59	\$28.72	\$59,734	2.08	\$17.53	\$22.15	\$27.78	\$34.32	\$40.37	\$36,454	\$46,069	\$57,787	\$71,386	\$83,968	0.77
49-9043	Maintenance workers, machinery	500	12.63	\$23.21	\$48,270	3.36	\$15.33	\$17.36	\$22.57	\$28.59	\$31.99	\$31,876	\$36,109	\$46,953	\$59,458	\$66,537	0.33
49-9044	Millwrights	370	18.71	\$25.79	\$53,639	3.84	\$16.14	\$19.99	\$24.81	\$32.02	\$37.05	\$33,563	\$41,578	\$51,595	\$66,595	\$77,069	0.50
49-9051	Electrical power-line installers and repairers	2,450	10.16	\$36.19	\$75,285	2.05	\$19.12	\$30.14	\$39.11	\$44.72	\$48.12	\$39,779	\$62,700	\$81,359	\$93,015	\$100,091	1.17
49-9052	Telecommunications line installers and repairers	1,690	18.17	\$23.20	\$48,266	4.29	\$15.15	\$17.32	\$21.77	\$28.36	\$35.17	\$31,511	\$36,035	\$45,274	\$58,989	\$73,164	0.88
49-9061	Camera and photographic equipment repairers	#	#	\$19.50	\$40,560	24.40	\$12.69	\$13.44	\$14.69	\$24.48	\$32.44	\$26,405	\$27,964	\$30,562	\$50,927	\$67,469	#

Data unavailable

Occupational Code	Occupational Title	Employment Estimate	Employment Percentage Relative Standard Error	Average Hourly Wage	Average Annual Wage	Wage Percentage Relative Standard Error	10th Percentile (Hourly)	25th Percentile (Hourly)	50th Percentile (Hourly)	75th Percentile (Hourly)	90th Percentile (Hourly)	10th Percentile (Annual)	25th Percentile (Annual)	50th Percentile (Annual)	75th Percentile (Annual)	90th Percentile (Annual)	Location Quotients
49-9062	Medical equipment repairers	890	18.64	\$26.79	\$55,714	3.54	\$16.96	\$20.45	\$25.91	\$31.53	\$38.75	\$35,283	\$42,541	\$53,890	\$65,573	\$80,605	1.13
49-9063	Musical instrument repairers and tuners	150	30.44	\$17.03	\$35,427	6.90	\$10.35	\$12.34	\$14.60	\$22.01	\$27.40	\$21,528	\$25,658	\$30,373	\$45,779	\$56,984	1.02
49-9064	Watch repairers	60	43.14	\$19.36	\$40,259	7.20	\$11.71	\$14.80	\$17.43	\$21.91	\$30.01	\$24,359	\$30,791	\$36,248	\$45,581	\$62,416	1.55
49-9069	Precision instrument and equipment repairers, all other	60	7.89	\$26.87	\$55,885	6.51	\$10.99	\$15.99	\$26.47	\$40.70	\$45.09	\$22,851	\$33,261	\$55,066	\$84,649	\$93,783	0.28
49-9071	Maintenance and repair workers, general	22,690	2.80	\$19.50	\$40,561	0.75	\$11.29	\$14.45	\$18.32	\$23.58	\$29.57	\$23,485	\$30,054	\$38,106	\$49,037	\$61,503	0.94
49-9081	Wind turbine service technicians	100	33.15	\$29.54	\$61,449	4.32	\$19.79	\$21.92	\$26.47	\$36.91	\$45.44	\$41,157	\$45,598	\$55,057	\$76,781	\$94,512	1.29
49-9091	Coin, vending, and amusement machine servicers and repairers	450	15.83	\$18.56	\$38,595	4.79	\$12.57	\$14.60	\$17.67	\$21.51	\$24.49	\$26,150	\$30,365	\$36,758	\$44,734	\$50,943	0.74
49-9094	Locksmiths and safe repairers	280	27.90	\$21.19	\$44,076	4.16	\$13.39	\$18.08	\$21.46	\$23.98	\$29.06	\$27,845	\$37,599	\$44,631	\$49,871	\$60,440	0.90
49-9096	Riggers	100	43.72	\$20.28	\$42,180	7.85	\$13.48	\$15.82	\$20.10	\$23.49	\$28.44	\$28,043	\$32,896	\$41,814	\$48,853	\$59,153	0.25
49-9097	Signal and track switch repairers	90	34.12	\$25.87	\$53,819	2.76	\$13.50	\$19.42	\$26.83	\$30.52	\$36.61	\$28,081	\$40,402	\$55,805	\$63,492	\$76,154	0.59
49-9098	Helpers--installation, maintenance, and repair workers	960	14.46	\$16.55	\$34,427	2.79	\$10.13	\$12.22	\$16.21	\$19.14	\$24.41	\$21,066	\$25,417	\$33,725	\$39,815	\$50,768	0.48
49-9099	Installation, maintenance, and repair workers, all other	3,430	11.60	\$18.40	\$38,266	1.98	\$11.13	\$13.74	\$17.40	\$22.31	\$27.52	\$23,157	\$28,576	\$36,199	\$46,411	\$57,242	1.24
51-0000	Production occupations	102,730	1.92	\$18.99	\$39,507	0.86	\$10.45	\$12.86	\$16.84	\$22.84	\$30.40	\$21,734	\$26,748	\$35,023	\$47,497	\$63,223	0.64
51-1011	First-line supervisors of production and operating workers	6,710	2.63	\$32.50	\$67,602	1.03	\$19.15	\$23.32	\$30.48	\$39.18	\$49.85	\$39,836	\$48,509	\$63,407	\$81,486	\$103,687	0.61
51-2011	Aircraft structure, surfaces, rigging, and systems assemblers	#	#	\$18.59	\$38,659	3.86	\$12.95	\$14.32	\$17.02	\$20.37	\$28.63	\$26,927	\$29,796	\$35,395	\$42,371	\$59,541	#
51-2028	Electrical, electronic, and electromechanical assemblers, except coil winders, tapers, and finishers	4,860	6.40	\$17.22	\$35,812	2.00	\$11.23	\$13.38	\$16.38	\$19.97	\$24.78	\$23,364	\$27,834	\$34,063	\$41,540	\$51,542	1.03
51-2031	Engine and other machine assemblers	600	33.17	\$18.20	\$37,847	3.68	\$13.55	\$15.48	\$17.71	\$20.34	\$23.85	\$28,186	\$32,206	\$36,838	\$42,313	\$49,616	0.89
51-2041	Structural metal fabricators and fitters	1,320	20.49	\$19.20	\$39,932	3.55	\$12.55	\$15.60	\$18.52	\$22.45	\$26.07	\$26,105	\$32,457	\$38,521	\$46,687	\$54,223	0.95
51-2091	Fiberglass laminators and fabricators	#	#	\$14.90	\$30,982	8.30	\$10.02	\$12.73	\$14.60	\$17.25	\$19.54	\$20,850	\$26,471	\$30,371	\$35,872	\$40,643	#
51-2098	Assemblers and fabricators, all other, including team assemblers	8,300	5.70	\$15.76	\$32,776	1.56	\$10.23	\$11.91	\$14.90	\$18.34	\$23.12	\$21,285	\$24,767	\$30,986	\$38,154	\$48,082	0.35
51-3011	Bakers	3,750	10.01	\$13.90	\$28,905	3.26	\$9.64	\$10.71	\$12.88	\$16.61	\$20.01	\$20,053	\$22,283	\$26,782	\$34,544	\$41,629	1.14
51-3021	Butchers and meat cutters	2,200	45.43	\$16.30	\$33,913	1.64	\$10.87	\$12.88	\$15.56	\$19.61	\$23.17	\$22,606	\$26,799	\$32,367	\$40,791	\$48,185	0.93
51-3091	Food and tobacco roasting, baking, and drying machine operators and tenders	480	14.74	\$15.03	\$31,259	3.18	\$9.69	\$12.01	\$14.01	\$17.32	\$22.41	\$20,160	\$24,990	\$29,143	\$36,032	\$46,605	1.27
51-3092	Food batchmakers	2,000	12.00	\$14.36	\$29,867	3.16	\$9.70	\$10.68	\$12.59	\$15.49	\$19.88	\$20,172	\$22,213	\$26,196	\$32,217	\$41,356	0.73
51-3093	Food cooking machine operators and tenders	250	19.31	\$14.47	\$30,107	6.67	\$9.86	\$10.75	\$12.98	\$17.56	\$22.10	\$20,504	\$22,367	\$27,005	\$36,515	\$45,970	0.42
51-3099	Food processing workers, all other	1,190	15.30	\$13.06	\$27,161	1.82	\$9.78	\$10.78	\$12.49	\$14.94	\$17.72	\$20,351	\$22,426	\$25,985	\$31,085	\$36,847	1.52
51-4011	Computer-controlled machine tool operators, metal and plastic	870	8.09	\$19.77	\$41,129	2.79	\$12.71	\$15.43	\$19.04	\$23.40	\$28.72	\$26,445	\$32,103	\$39,595	\$48,665	\$59,740	0.34
51-4012	Computer numerically controlled machine tool programmers, metal a	250	14.13	\$27.57	\$57,336	4.13	\$16.72	\$22.69	\$27.59	\$31.28	\$39.00	\$34,787	\$47,198	\$57,389	\$65,063	\$81,110	0.59
51-4021	Extruding and drawing machine setters, operators, and tenders, metal and plastic	700	24.79	\$17.61	\$36,630	2.56	\$12.68	\$13.95	\$16.60	\$20.76	\$24.38	\$26,367	\$29,016	\$34,520	\$43,190	\$50,708	0.53
51-4022	Forging machine setters, operators, and tenders, metal and plastic	200	1.49	\$20.01	\$41,612	2.46	\$12.15	\$16.51	\$21.41	\$24.09	\$26.12	\$25,263	\$34,346	\$44,524	\$50,108	\$54,333	0.62
51-4023	Rolling machine setters, operators, and tenders, metal and plastic	200	13.24	\$18.73	\$38,958	5.22	\$12.64	\$13.93	\$17.63	\$22.72	\$26.08	\$26,281	\$28,980	\$36,668	\$47,263	\$54,238	0.44
51-4031	Cutting, punching, and press machine setters, operators, and tenders, metal and plastic	1,180	15.71	\$16.58	\$34,486	5.84	\$10.27	\$11.34	\$15.87	\$20.91	\$24.90	\$21,368	\$23,589	\$33,014	\$43,491	\$51,793	0.35
51-4032	Drilling and boring machine tool setters, operators, and tenders, metal and plastic	100	25.40	\$19.04	\$39,597	4.36	\$12.63	\$14.48	\$19.06	\$23.12	\$26.92	\$26,271	\$30,124	\$39,644	\$48,080	\$55,995	0.52
51-4033	Grinding, lapping, polishing, and buffing machine tool setters, operators, and tenders, metal and plastic	680	12.12	\$15.17	\$31,557	3.22	\$10.09	\$12.30	\$14.42	\$17.93	\$21.88	\$20,995	\$25,589	\$29,993	\$37,290	\$45,510	0.51
51-4034	Lathe and turning machine tool setters, operators, and tenders, metal and plastic	150	15.97	\$15.07	\$31,343	6.18	\$9.81	\$11.04	\$13.18	\$18.03	\$24.26	\$20,400	\$22,968	\$27,417	\$37,496	\$50,451	0.28
51-4035	Milling and planing machine setters, operators, and tenders, metal and plastic	110	36.84	\$18.94	\$39,388	7.62	\$11.54	\$13.97	\$16.83	\$20.19	\$25.62	\$24,000	\$29,055	\$35,002	\$41,992	\$53,299	0.36
51-4041	Machinists	3,920	6.75	\$22.11	\$45,992	1.63	\$13.26	\$16.74	\$21.71	\$27.08	\$31.95	\$27,572	\$34,811	\$45,164	\$56,317	\$66,461	0.58
51-4051	Metal-refining furnace operators and tenders	#	#	\$20.10	\$41,812	3.47	\$15.21	\$16.83	\$20.13	\$23.32	\$26.06	\$31,636	\$35,008	\$41,880	\$48,507	\$54,200	#
51-4052	Pourers and casters, metal	70	27.60	\$17.19	\$35,746	13.42	\$9.43	\$11.33	\$17.10	\$21.84	\$25.78	\$19,610	\$23,575	\$35,559	\$45,421	\$53,630	0.49
51-4061	Model makers, metal and plastic	30	23.89	\$28.10	\$58,445.00	\$7.92	\$11.44	\$24.46	\$30.07	\$34.30	\$37.52	\$23,804.00	\$50,869.00	\$62,546.00	\$71,338.00	\$78,051.00	0.33
51-4071	Foundry mold and coremakers	70	36.41	\$15.73	\$32,722	5.25	\$12.34	\$13.18	\$14.62	\$17.86	\$21.60	\$25,659	\$27,425	\$30,405	\$37,154	\$44,919	0.28

Data unavailable

Occupational Code	Occupational Title	Employment Estimate	Employment Percentage Relative Standard Error	Average Hourly Wage	Average Annual Wage	Wage Percentage Relative Standard Error	10th Percentile (Hourly)	25th Percentile (Hourly)	50th Percentile (Hourly)	75th Percentile (Hourly)	90th Percentile (Hourly)	10th Percentile (Annual)	25th Percentile (Annual)	50th Percentile (Annual)	75th Percentile (Annual)	90th Percentile (Annual)	Location Quotients
51-4081	Multiple machine tool setters, operators, and tenders, metal and plastic	930	16.36	\$18.21	\$37,876	6.59	\$11.16	\$13.49	\$16.14	\$19.89	\$30.50	\$23,211	\$28,057	\$33,574	\$41,376	\$63,434	0.43
51-4111	Tool and die makers	420	16.61	\$23.77	\$49,433	3.69	\$13.68	\$17.41	\$24.25	\$29.76	\$34.38	\$28,459	\$36,218	\$50,443	\$61,902	\$71,501	0.32
51-4121	Welders, cutters, solderers, and brazers	4,880	7.68	\$22.73	\$47,279	1.85	\$15.67	\$17.49	\$20.88	\$26.06	\$32.69	\$32,584	\$36,385	\$43,428	\$54,204	\$67,997	0.72
51-4122	Welding, soldering, and brazing machine setters, operators, and tenders	220	14.20	\$18.65	\$38,798	4.76	\$11.44	\$13.87	\$18.13	\$23.11	\$27.46	\$23,793	\$28,843	\$37,713	\$48,078	\$57,112	0.32
51-4191	Heat treating equipment setters, operators, and tenders, metal and plastic	70	19.35	\$18.99	\$39,499	3.55	\$12.49	\$14.36	\$18.26	\$22.83	\$27.88	\$25,981	\$29,864	\$37,987	\$47,484	\$57,991	0.19
51-4192	Layout workers, metal and plastic	40	41.15	\$17.91	\$37,244	4.54	\$10.42	\$14.14	\$17.31	\$19.98	\$27.20	\$21,682	\$29,404	\$35,999	\$41,550	\$56,579	0.24
51-4193	Plating and coating machine setters, operators, and tenders, metal and plastic	190	20.09	\$18.84	\$39,194	6.02	\$11.41	\$13.97	\$17.93	\$22.83	\$28.45	\$23,723	\$29,059	\$37,300	\$47,481	\$59,186	0.28
51-4199	Metal workers and plastic workers, all other	640	28.78	\$15.86	\$32,999	4.25	\$9.46	\$11.10	\$15.02	\$20.32	\$23.41	\$19,672	\$23,086	\$31,232	\$42,266	\$48,690	1.60
51-5111	Prepress technicians and workers	440	15.21	\$19.38	\$40,312	3.59	\$11.34	\$14.04	\$18.98	\$23.51	\$27.88	\$23,588	\$29,196	\$39,484	\$48,897	\$57,999	0.78
51-5112	Printing press operators	2,800	7.52	\$18.76	\$39,031	3.69	\$11.33	\$13.76	\$17.48	\$22.65	\$28.60	\$23,567	\$28,623	\$36,361	\$47,119	\$59,480	0.91
51-5113	Print binding and finishing workers	430	19.10	\$16.96	\$35,274	2.93	\$11.08	\$13.45	\$16.25	\$20.68	\$23.99	\$23,047	\$27,973	\$33,796	\$43,018	\$49,889	0.50
51-6011	Laundry and dry-cleaning workers	2,720	10.57	\$11.57	\$24,075	1.19	\$9.50	\$9.93	\$11.17	\$12.72	\$14.45	\$19,751	\$20,654	\$23,238	\$26,467	\$30,061	0.73
51-6021	Pressers, textile, garment, and related materials	560	29.57	\$11.37	\$23,642	1.88	\$9.50	\$10.16	\$11.14	\$12.23	\$14.01	\$19,750	\$21,126	\$23,168	\$25,434	\$29,140	0.72
51-6031	Sewing machine operators	1,410	8.31	\$13.29	\$27,640	2.64	\$9.50	\$10.23	\$12.55	\$15.31	\$18.31	\$19,757	\$21,269	\$26,105	\$31,841	\$38,095	0.58
51-6041	Shoe and leather workers and repairers	50	32.01	\$12.73	\$26,472	6.63	\$9.52	\$9.94	\$11.67	\$13.46	\$14.60	\$19,809	\$20,684	\$24,268	\$27,988	\$30,378	0.37
51-6051	Sewers, hand	50	18.86	\$15.97	\$33,227	5.82	\$9.37	\$12.74	\$16.54	\$18.90	\$22.24	\$19,496	\$26,498	\$34,397	\$39,302	\$46,263	0.49
51-6052	Tailors, dressmakers, and custom sewers	190	27.18	\$15.54	\$32,319	8.98	\$9.36	\$10.94	\$14.33	\$20.23	\$23.29	\$19,473	\$22,752	\$29,804	\$42,084	\$48,452	0.52
51-6093	Upholsterers	260	25.07	\$17.87	\$37,168	6.15	\$9.68	\$14.09	\$16.90	\$20.08	\$27.86	\$20,135	\$29,304	\$35,149	\$41,756	\$57,944	0.45
51-6099	Textile, apparel, and furnishings workers, all other	#	#	\$15.32	\$31,857	6.75	\$9.43	\$10.01	\$12.10	\$18.64	\$26.75	\$19,620	\$20,821	\$25,159	\$38,773	\$55,643	#
51-7011	Cabinetmakers and bench carpenters	2,150	10.47	\$17.53	\$36,467	1.46	\$12.34	\$14.13	\$16.90	\$20.18	\$24.48	\$25,673	\$29,396	\$35,158	\$41,971	\$50,913	1.23
51-7021	Furniture finishers	340	15.57	\$18.06	\$37,558	2.64	\$12.64	\$15.18	\$17.74	\$21.05	\$24.41	\$26,292	\$31,564	\$36,902	\$43,785	\$50,783	1.08
51-7041	Sawing machine setters, operators, and tenders, wood	480	19.00	\$15.57	\$32,376	2.90	\$11.35	\$13.15	\$15.22	\$17.70	\$19.34	\$23,600	\$27,357	\$31,663	\$36,810	\$40,224	0.52
51-7042	Woodworking machine setters, operators, and tenders, except sawing	420	24.48	\$16.90	\$35,160	1.99	\$12.47	\$13.89	\$16.66	\$19.63	\$22.70	\$25,946	\$28,883	\$34,651	\$40,832	\$47,216	0.30
51-7099	Woodworkers, all other	30	24.96	\$14.99	\$31,186	3.31	\$10.65	\$11.94	\$15.82	\$17.87	\$19.13	\$22,161	\$24,844	\$32,911	\$37,173	\$39,786	#
51-8012	Power distributors and dispatchers	220	14.13	\$42.27	\$87,919	2.17	\$29.02	\$39.29	\$44.16	\$48.31	\$51.55	\$60,359	\$81,724	\$91,845	\$100,488	\$107,218	1.00
51-8013	Power plant operators	680	10.16	\$35.59	\$74,029	1.93	\$25.96	\$29.76	\$35.73	\$42.09	\$47.16	\$53,987	\$61,898	\$74,320	\$87,557	\$98,085	1.12
51-8021	Stationary engineers and boiler operators	#	#	\$28.35	\$58,959	3.88	\$16.17	\$20.23	\$26.76	\$32.80	\$39.58	\$33,630	\$42,083	\$55,658	\$68,219	\$82,320	#
51-8031	Water and wastewater treatment plant and system operators	2,080	6.45	\$25.38	\$52,785	1.41	\$15.47	\$20.47	\$25.13	\$30.83	\$36.35	\$32,180	\$42,568	\$52,264	\$64,132	\$75,605	0.99
51-8091	Chemical plant and system operators	150	13.44	\$21.59	\$44,902	4.15	\$14.21	\$17.64	\$21.14	\$24.13	\$30.74	\$29,548	\$36,689	\$43,972	\$50,199	\$63,940	0.27
51-8092	Gas plant operators	460	13.50	\$33.54	\$69,760	1.97	\$23.56	\$28.05	\$33.65	\$38.21	\$44.90	\$49,008	\$58,353	\$69,983	\$79,473	\$93,388	1.71
51-8093	Petroleum pump system operators, refinery operators, and gaugers	450	15.29	\$36.89	\$76,722	4.69	\$25.13	\$30.39	\$39.09	\$44.05	\$47.29	\$52,263	\$63,218	\$81,300	\$91,626	\$98,373	0.65
51-8099	Plant and system operators, all other	#	#	\$26.20	\$54,498	3.28	\$14.48	\$19.77	\$26.72	\$31.17	\$37.79	\$30,109	\$41,132	\$55,573	\$64,830	\$78,595	#
51-9011	Chemical equipment operators and tenders	830	13.37	\$19.62	\$40,805	3.01	\$12.89	\$15.21	\$18.15	\$23.12	\$29.24	\$26,809	\$31,640	\$37,752	\$48,095	\$60,824	0.60
51-9012	Separating, filtering, clarifying, precipitating, and still machine setters, operators, and tenders	1,910	16.67	\$19.20	\$39,927	4.56	\$12.09	\$14.12	\$18.51	\$24.45	\$28.05	\$25,139	\$29,360	\$38,511	\$50,848	\$58,354	2.20
51-9021	Crushing, grinding, and polishing machine setters, operators, and tenders	600	13.78	\$20.08	\$41,760	3.67	\$13.19	\$15.63	\$18.39	\$23.73	\$29.97	\$27,436	\$32,501	\$38,254	\$49,366	\$62,347	1.06
51-9022	Grinding and polishing workers, hand	90	27.85	\$14.37	\$29,888	4.62	\$10.69	\$12.08	\$13.37	\$14.67	\$19.28	\$22,240	\$25,128	\$27,806	\$30,515	\$40,094	0.17
51-9023	Mixing and blending machine setters, operators, and tenders	830	14.34	\$16.67	\$34,665	5.40	\$10.58	\$12.48	\$14.89	\$18.31	\$26.40	\$22,005	\$25,965	\$30,963	\$38,080	\$54,913	0.36
51-9031	Cutters and trimmers, hand	160	12.76	\$14.26	\$29,653	3.52	\$9.64	\$10.75	\$13.20	\$16.83	\$20.89	\$20,056	\$22,367	\$27,452	\$34,998	\$43,452	0.72
51-9032	Cutting and slicing machine setters, operators, and tenders	800	18.29	\$17.50	\$36,406	3.48	\$12.05	\$13.90	\$16.66	\$20.05	\$26.09	\$25,067	\$28,905	\$34,661	\$41,694	\$54,271	0.74
51-9041	Extruding, forming, pressing, and compacting machine setters, operators, and tenders	620	15.41	\$16.47	\$34,257	3.41	\$11.15	\$13.13	\$16.00	\$18.64	\$23.28	\$23,194	\$27,302	\$33,288	\$38,772	\$48,418	0.45
51-9061	Inspectors, testers, sorters, samplers, and weighers	5,410	4.66	\$21.52	\$44,760	2.02	\$11.16	\$15.07	\$19.93	\$26.19	\$34.36	\$23,220	\$31,346	\$41,459	\$54,472	\$71,471	0.56
51-9071	Jewelers and precious stone and metal workers	300	47.46	\$16.20	\$33,692	8.48	\$9.38	\$12.73	\$14.20	\$18.82	\$27.13	\$19,511	\$26,482	\$29,539	\$39,149	\$56,438	0.66
51-9081	Dental laboratory technicians	690	19.72	\$20.20	\$42,011	4.21	\$11.47	\$14.23	\$19.05	\$25.15	\$30.09	\$23,864	\$29,596	\$39,623	\$52,315	\$62,579	1.09
51-9082	Medical appliance technicians	190	33.53	\$22.68	\$47,172	4.87	\$13.48	\$15.65	\$24.06	\$28.45	\$31.63	\$28,028	\$32,557	\$50,038	\$59,172	\$65,799	0.79

Data unavailable

Occupational Code	Occupational Title	Employment Estimate	Employment Percentage Relative Standard Error	Average Hourly Wage	Average Annual Wage	Wage Percentage Relative Standard Error	10th Percentile (Hourly)	25th Percentile (Hourly)	50th Percentile (Hourly)	75th Percentile (Hourly)	90th Percentile (Hourly)	10th Percentile (Annual)	25th Percentile (Annual)	50th Percentile (Annual)	75th Percentile (Annual)	90th Percentile (Annual)	Location Quotients
51-9083	Ophthalmic laboratory technicians	640	23.42	\$19.18	\$39,900	6.60	\$11.02	\$13.07	\$16.36	\$21.01	\$38.86	\$22,929	\$27,180	\$34,024	\$43,706	\$80,829	1.19
51-9111	Packaging and filling machine operators and tenders	5,190	15.86	\$16.43	\$34,174	3.14	\$9.70	\$11.72	\$14.87	\$20.50	\$24.88	\$20,173	\$24,379	\$30,939	\$42,650	\$51,758	0.74
51-9121	Coating, painting, and spraying machine setters, operators, and tenders	990	8.15	\$17.49	\$36,370	3.04	\$11.70	\$13.81	\$16.72	\$20.55	\$25.24	\$24,337	\$28,728	\$34,772	\$42,747	\$52,502	0.64
51-9122	Painters, transportation equipment	1,030	16.21	\$25.27	\$52,561	11.47	\$10.96	\$13.47	\$17.55	\$25.13	\$42.30	\$22,803	\$28,015	\$36,505	\$52,269	\$87,974	1.08
51-9123	Painting, coating, and decorating workers	#	#	\$16.69	\$34,721	7.31	\$10.80	\$13.59	\$16.83	\$18.92	\$23.45	\$22,472	\$28,261	\$35,005	\$39,354	\$48,767	#
51-9141	Semiconductor processors	1,230	15.30	\$16.80	\$34,945	3.50	\$12.63	\$14.13	\$16.45	\$18.82	\$22.24	\$26,261	\$29,384	\$34,224	\$39,136	\$46,251	2.91
51-9151	Photographic process workers and processing machine operators	260	26.88	\$14.43	\$30,018	3.89	\$10.12	\$11.27	\$13.33	\$16.34	\$20.87	\$21,056	\$23,438	\$27,721	\$33,988	\$43,418	0.63
51-9191	Adhesive bonding machine operators and tenders	#	#	\$16.86	\$35,067	5.19	\$12.67	\$14.02	\$16.35	\$18.24	\$20.91	\$26,344	\$29,161	\$34,011	\$37,939	\$43,492	#
51-9192	Cleaning, washing, and metal pickling equipment operators and tenders	50	33.10	\$21.00	\$43,682	8.30	\$12.16	\$15.57	\$19.77	\$24.33	\$33.58	\$25,291	\$32,379	\$41,130	\$50,597	\$69,853	0.17
51-9193	Cooling and freezing equipment operators and tenders	70	19.88	\$18.03	\$37,501	6.64	\$12.04	\$13.19	\$15.02	\$23.42	\$28.56	\$25,046	\$27,425	\$31,248	\$48,718	\$59,397	0.47
51-9194	Etchers and engravers	110	45.76	#	#	#	#	#	#	#	#	#	#	#	#	#	0.72
51-9195	Molders, shapers, and casters, except metal and plastic	360	20.40	\$17.32	\$36,027	3.80	\$12.07	\$14.05	\$16.78	\$19.04	\$23.26	\$25,112	\$29,225	\$34,904	\$39,610	\$48,374	0.49
51-9196	Paper goods machine setters, operators, and tenders	260	41.03	\$16.56	\$34,454	4.25	\$11.20	\$13.00	\$15.29	\$19.35	\$24.11	\$23,298	\$27,031	\$31,795	\$40,258	\$50,157	0.15
51-9197	Tire builders	#	#	\$21.94	\$45,641	12.95	\$11.25	\$17.73	\$23.40	\$27.49	\$29.87	\$23,392	\$36,873	\$48,679	\$57,182	\$62,128	#
51-9198	Helpers--production workers	4,610	5.34	\$14.29	\$29,727	3.82	\$9.47	\$10.47	\$13.75	\$17.13	\$19.25	\$19,699	\$21,776	\$28,598	\$35,638	\$40,037	0.64
51-9199	Production workers, all other	1,700	8.38	\$16.54	\$34,397	3.27	\$10.51	\$12.01	\$14.80	\$20.12	\$25.11	\$21,867	\$24,975	\$30,788	\$41,860	\$52,227	0.37
53-0000	Transportation and material moving occupations	146,380	2.54	\$19.75	\$41,081	4.05	\$9.81	\$12.01	\$16.42	\$22.30	\$30.00	\$20,395	\$24,986	\$34,151	\$46,391	\$62,405	0.82
53-1011	Aircraft cargo handling supervisors	280	25.04	\$25.10	\$52,212	3.26	\$15.78	\$18.51	\$22.62	\$30.28	\$39.83	\$32,826	\$38,493	\$47,050	\$62,978	\$82,842	1.87
53-1048	First-line supervisors of transportation and material moving workers, except aircraft cargo handling supervisors	5,450	3.81	\$29.04	\$60,406	1.28	\$16.56	\$20.42	\$27.90	\$35.61	\$44.01	\$34,450	\$42,473	\$58,030	\$74,070	\$91,545	0.77
53-2011	Airline pilots, copilots, and flight engineers	3,080	25.12	#	\$209,825	9.79	#	#	#	#	#	\$105,697	\$149,055	\$194,296			2.05
53-2012	Commercial pilots	760	12.77	#	\$87,867	2.61	#	#	#	#	#	\$53,753	\$67,641	\$81,292	\$103,085	\$133,910	1.10
53-2022	Airfield operations specialists	100	15.56	\$27.80	\$57,827	3.22	\$21.04	\$24.63	\$27.77	\$30.85	\$35.31	\$43,757	\$51,240	\$57,764	\$64,169	\$73,442	0.60
53-2031	Flight attendants	3,840	23.39	#	\$45,834	2.99	#	#	#	#	#	\$27,243	\$33,525	\$46,519	\$54,980	\$65,306	1.80
53-3011	Ambulance drivers and attendants, except emergency medical technicians	160	17.06	#	#	#	#	#	#	#	#	#	#	#	#	#	0.59
53-3021	Bus drivers, transit and intercity	3,380	9.61	\$18.68	\$38,863.00	\$1.64	\$14.39	\$16.40	\$18.39	\$21.57	\$24.16	\$29,935.00	\$34,117.00	\$38,246.00	\$44,871.00	\$50,255.00	1.07
53-3022	Bus drivers, school or special client	6,160	3.87	\$16.55	\$34,427	1.69	\$11.86	\$13.73	\$16.37	\$18.92	\$22.45	\$24,669	\$28,550	\$34,059	\$39,346	\$46,686	0.68
53-3031	Driver/sales workers	8,540	12.42	\$15.73	\$32,726	5.82	\$9.36	\$9.51	\$11.80	\$19.33	\$28.11	\$19,478	\$19,780	\$24,552	\$40,210	\$58,459	1.12
53-3032	Heavy and tractor-trailer truck drivers	21,990	3.81	\$22.58	\$46,962	1.44	\$14.84	\$17.75	\$21.81	\$26.12	\$31.40	\$30,859	\$36,915	\$45,368	\$54,324	\$65,313	0.70
53-3033	Light truck or delivery services drivers	17,780	4.83	\$18.35	\$38,160	2.32	\$9.96	\$12.39	\$17.02	\$22.30	\$29.88	\$20,719	\$25,769	\$35,408	\$46,384	\$62,155	1.13
53-3041	Taxi drivers and chauffeurs	2,430	15.57	\$13.48	\$28,042	3.28	\$9.53	\$10.66	\$13.03	\$15.75	\$18.31	\$19,812	\$22,171	\$27,100	\$32,753	\$38,093	0.68
53-3099	Motor vehicle operators, all other	2,680	10.23	\$13.49	\$28,052	3.12	\$9.47	\$9.97	\$11.72	\$14.93	\$20.71	\$19,692	\$20,730	\$24,376	\$31,057	\$43,087	2.62
53-4013	Rail yard engineers, dinky operators, and hostlers	#	#	\$16.51	\$34,333	4.06	\$12.15	\$13.28	\$15.05	\$19.36	\$22.96	\$25,269	\$27,624	\$31,313	\$40,268	\$47,753	#
53-4041	Subway and streetcar operators	140	0.00	\$20.94	\$43,554	3.89	\$16.86	\$18.48	\$21.09	\$23.54	\$25.01	\$35,078	\$38,441	\$43,867	\$48,966	\$52,026	0.66
53-6011	Bridge and lock tenders	#	#	\$24.13	\$50,197	3.91	\$11.26	\$20.51	\$26.05	\$28.82	\$30.47	\$23,415	\$42,663	\$54,189	\$59,938	\$63,388	#
53-6021	Parking lot attendants	2,160	9.66	\$12.21	\$25,397	3.37	\$9.31	\$9.48	\$10.98	\$13.83	\$17.21	\$19,364	\$19,715	\$22,847	\$28,760.00	\$35,799.00	0.83
53-6031	Automotive and aircraft service attendants	2,470	10.23	\$12.60	\$26,201	1.75	\$9.52	\$10.01	\$11.51	\$14.12	\$18.12	\$19,811	\$20,815	\$23,933	\$29,375	\$37,691	1.16
53-6041	Traffic technicians	70	3.92	\$26.36	\$54,824	2.25	\$15.16	\$20.80	\$26.36	\$31.56	\$37.97	\$31,537	\$43,256	\$54,839	\$65,653	\$78,977	0.53
53-6051	Transportation inspectors	480	15.51	\$37.68	\$78,369	5.48	\$17.96	\$21.50	\$37.59	\$52.15	\$60.66	\$37,354	\$44,730	\$78,185	\$108,469	\$126,177	0.90
53-6061	Transportation attendants, except flight attendants	#	#	\$12.91	\$26,843.00	\$4.97	\$10.46	\$11.81	\$12.99	\$14.24	\$15.00	\$21,755.00	\$24,555.00	\$27,012.00	\$29,612.00	\$31,209.00	#
53-6099	Transportation workers, all other	2,110	12.54	\$20.66	\$42,968	6.94	\$11.59	\$14.02	\$19.34	\$27.97	\$30.51	\$24,112	\$29,156	\$40,237	\$58,180	\$63,455	3.05
53-7011	Conveyor operators and tenders	300	12.18	\$16.02	\$33,325	3.90	\$11.08	\$12.83	\$14.88	\$18.28	\$23.51	\$23,049	\$26,680	\$30,944	\$38,028	\$48,896	0.64
53-7021	Crane and tower operators	430	24.94	\$26.97	\$56,091	4.91	\$16.43	\$19.94	\$24.25	\$34.39	\$39.02	\$34,182	\$41,477	\$50,448	\$71,526	\$81,154	0.55
53-7032	Excavating and loading machine and dragline operators	790	9.93	\$24.74	\$51,453	2.68	\$15.95	\$20.03	\$24.21	\$29.51	\$34.88	\$33,186	\$41,664	\$50,354	\$61,383	\$72,558	0.97
53-7033	Loading machine operators, underground mining	80	15.70	\$27.86	\$57,957	3.04	\$24.49	\$25.96	\$27.85	\$29.74	\$31.38	\$50,936	\$53,998	\$57,930	\$61,862	\$65,262	1.99
53-7051	Industrial truck and tractor operators	10,210	5.42	\$17.06	\$35,489	1.67	\$10.91	\$13.29	\$16.49	\$20.05	\$24.40	\$22,690	\$27,650	\$34,295	\$41,700	\$50,743	1.00
53-7061	Cleaners of vehicles and equipment	6,500	9.64	\$12.05	\$25,063	1.61	\$9.46	\$9.81	\$11.27	\$13.48	\$16.12	\$19,683	\$20,405	\$23,448	\$28,036	\$33,522	0.97

Data unavailable

Occupational Code	Occupational Title	Employment Estimate	Employment Percentage Relative Standard Error	Average Hourly Wage	Average Annual Wage	Wage Percentage Relative Standard Error	10th Percentile (Hourly)	25th Percentile (Hourly)	50th Percentile (Hourly)	75th Percentile (Hourly)	90th Percentile (Hourly)	10th Percentile (Annual)	25th Percentile (Annual)	50th Percentile (Annual)	75th Percentile (Annual)	90th Percentile (Annual)	Location Quotients
53-7062	Laborers and freight, stock, and material movers, hand	30,310	5.39	\$14.71	\$30,603	1.08	\$9.95	\$11.37	\$14.02	\$17.43	\$20.39	\$20,690	\$23,643	\$29,166	\$36,258	\$42,416	0.62
53-7063	Machine feeders and offbearers	#	#	\$13.51	\$28,104	3.07	\$10.16	\$11.61	\$13.28	\$14.91	\$17.75	\$21,138	\$24,143	\$27,623	\$31,011	\$36,921	#
53-7064	Packers and packagers, hand	7,770	9.10	\$12.29	\$25,569	1.82	\$9.47	\$9.76	\$11.20	\$13.65	\$17.25	\$19,708	\$20,301	\$23,298	\$28,400	\$35,874	0.62
53-7071	Gas compressor and gas pumping station operators	60	34.93	\$29.35	\$61,038	9.50	\$17.46	\$22.36	\$31.66	\$35.44	\$37.71	\$36,307	\$46,502	\$65,855	\$73,721	\$78,427	0.97
53-7073	Wellhead pumpers	620	7.51	\$31.66	\$65,847	1.78	\$25.05	\$27.83	\$31.48	\$36.14	\$39.32	\$52,109	\$57,884	\$65,476	\$75,164	\$81,784	3.07
53-7081	Refuse and recyclable material collectors	2,040	17.63	\$18.56	\$38,612	3.37	\$10.75	\$14.76	\$18.42	\$22.80	\$26.66	\$22,368	\$30,695	\$38,304	\$47,421	\$55,443	0.99
53-7111	Mine shuttle car operators	30	40.17	\$29.71	\$61,792	2.91	\$26.01	\$27.33	\$29.54	\$31.58	\$35.58	\$54,091	\$56,844	\$61,434	\$65,691	\$74,007	1.14
53-7121	Tank car, truck, and ship loaders	160	14.82	\$21.58	\$44,884	3.77	\$15.25	\$18.14	\$21.45	\$24.28	\$29.23	\$31,719	\$37,724	\$44,609	\$50,505	\$60,794	0.86
53-7199	Material moving workers, all other	290	33.92	\$18.39	\$38,244	4.44	\$13.62	\$15.79	\$18.35	\$20.92	\$23.87	\$28,325	\$32,851	\$38,169	\$43,517	\$49,657	0.61

Data unavailable

Occupational Code	Occupational Title	Employment Estimate	Employment Percentage Relative Standard Error	Average Hourly Wage	Average Annual Wage	Wage Percentage Relative Standard Error	10th Percentile (Hourly)	25th Percentile (Hourly)	50th Percentile (Hourly)	75th Percentile (Hourly)	90th Percentile (Hourly)	10th Percentile (Annual)	25th Percentile (Annual)	50th Percentile (Annual)	75th Percentile (Annual)	90th Percentile (Annual)	Location Quotients
00-0000	Total all occupations	178,460	0.97	\$30.12	\$62,647	1.93	\$10.47	\$14.33	\$23.10	\$37.98	\$59.55	\$21,768	\$29,812	\$48,050	\$79,001	\$123,859	1.00
11-0000	Management occupations	9,520	2.47	\$67.48	\$140,353	1.98	\$28.02	\$41.72	\$61.29	\$84.78	#	\$58,284	\$86,779	\$127,491	\$176,351	#	1.04
11-1011	Chief executives	70	7.74	\$121.20	\$252,102	16.23	\$77.00	\$92.18	#	#	#	\$160,166	\$191,732	#	#	#	0.27
11-1021	General and operations managers	2,970	4.34	\$66.18	\$137,665	2.13	\$24.28	\$33.79	\$57.13	\$86.89	#	\$50,493	\$70,281	\$118,826	\$180,725	#	1.07
11-1031	Legislators	30	8.38	#	\$165,479	21.48	#	#	#	#	#	\$23,386	\$90,087	\$118,969	#	#	#
11-2011	Advertising and promotions managers	60	16.55	\$93.49	\$194,462	17.79	\$25.74	\$59.26	\$90.39	#	#	\$53,540	\$123,251	\$188,017	#	#	1.75
11-2021	Marketing managers	470	14.06	\$89.28	\$185,695	5.40	\$43.47	\$64.01	\$86.05	#	#	\$90,423	\$133,141	\$178,989	#	#	1.73
11-2022	Sales managers	510	7.30	\$78.77	\$163,838	3.92	\$42.86	\$55.60	\$72.07	\$93.49	#	\$89,146	\$115,639	\$149,896	\$194,457	#	1.10
11-2031	Public relations and fundraising managers	90	12.67	\$78.30	\$162,867	6.54	\$49.85	\$59.28	\$71.82	\$87.25	#	\$103,692	\$123,303	\$149,393	\$181,473	#	1.08
11-3011	Administrative services managers	250	2.86	\$53.63	\$111,544	4.08	\$28.27	\$37.39	\$49.41	\$64.54	\$83.44	\$58,792	\$77,767	\$102,779	\$134,252	\$173,562	0.73
11-3021	Computer and information systems managers	930	8.86	\$74.41	\$154,782	2.87	\$43.35	\$56.78	\$73.53	\$89.17	#	\$90,161	\$118,106	\$152,937	\$185,473	#	2.02
11-3031	Financial managers	430	8.38	\$74.68	\$155,332	3.26	\$40.12	\$53.50	\$67.74	\$90.15	#	\$83,459	\$111,283	\$140,908	\$187,504	#	0.61
11-3051	Industrial production managers	150	10.20	\$70.11	\$145,829	5.92	\$36.12	\$48.16	\$64.33	\$82.42	#	\$75,136	\$100,180	\$133,805	\$171,432	#	0.72
11-3061	Purchasing managers	90	4.21	\$67.92	\$141,276	3.77	\$45.07	\$54.12	\$63.06	\$79.74	\$95.08	\$93,736	\$112,580	\$131,155	\$165,863	\$197,770	1.01
11-3071	Transportation, storage, and distribution managers	100	3.09	\$56.00	\$116,474	2.40	\$38.76	\$45.57	\$54.54	\$64.42	\$74.98	\$80,617	\$94,781	\$113,435	\$134,003	\$155,965	0.65
11-3121	Human resources managers	160	9.87	\$68.99	\$143,490	4.55	\$41.57	\$49.35	\$59.94	\$77.46	#	\$86,464	\$102,646	\$124,681	\$161,108	#	0.92
11-3131	Training and development managers	20	8.08	\$62.49	\$129,983	6.53	\$40.02	\$46.22	\$60.01	\$75.20	\$90	\$83,231	\$96,147	\$124,830	\$156,418	\$188,072	#
11-9021	Construction managers	290	11.57	\$43.97	\$91,466	2.71	\$25.20	\$34.69	\$42.87	\$51.55	\$63.36	\$52,417	\$72,147	\$89,164	\$107,226	\$131,785	0.88
11-9031	Education administrators, preschool and childcare center/program	100	44.90	\$22.16	\$46,084	4.24	\$17.30	\$19.79	\$21.61	\$23.42	\$24.70	\$35,975	\$41,162	\$44,943	\$48,723	\$51,371	1.62
11-9032	Education administrators, elementary and secondary school	260	3.58	#	\$103,825	2.76	#	#	#	#	#	\$75,174	\$90,562	\$104,091	\$122,491	\$134,358	0.84
11-9033	Education administrators, postsecondary	400	0.00	\$52.14	\$108,449	6.65	\$27.67	\$32.76	\$42.19	\$59.32	\$90.68	\$57,555	\$68,137	\$87,745	\$123,392	\$188,611	2.23
11-9039	Education administrators, all other	20	30.89	\$42.95	\$89,332	10.68	\$22.55	\$32.58	\$44.27	\$56.67	\$61.70	\$46,914	\$67,759	\$92,085	\$117,871	\$128,340	#
11-9041	Architectural and engineering managers	550	3.76	\$85.32	\$177,456	3.81	\$55.37	\$66.86	\$80.78	\$96.26	#	\$115,178	\$139,065	\$168,016	\$200,215	#	2.44
11-9051	Food service managers	140	15.15	\$31.39	\$65,281	4.94	\$20.53	\$22.82	\$27.90	\$37.30	\$48.07	\$42,707	\$47,460	\$58,034	\$77,583	\$99,986	0.53
11-9081	Lodging managers	20	28.43	\$33.68	\$70,059	11.00	\$20.66	\$27.00	\$35.70	\$39.85	\$45.01	\$42,968	\$56,156	\$74,253	\$82,888	\$93,621	#
11-9111	Medical and health services managers	240	8.03	\$62.36	\$129,716	5.24	\$33.55	\$43.50	\$54.44	\$71.47	#	\$69,793	\$90,470	\$113,241	\$148,663	#	0.54
11-9121	Natural sciences managers	260	6.67	\$78.30	\$162,866	4.89	\$41.37	\$60.27	\$74.56	\$90.50	#	\$86,040	\$125,368	\$155,078	\$188,244	#	3.67
11-9141	Property, real estate, and community association managers	110	18.39	\$36.33	\$75,557	7.34	\$20.73	\$23.96	\$29.95	\$39.48	\$65.37	\$43,119	\$49,838	\$62,291	\$82,122	\$135,973	0.47
11-9151	Social and community service managers	90	8.78	\$40.03	\$83,269	2.34	\$25.96	\$31.33	\$37.15	\$49.05	\$60.32	\$53,990	\$65,158	\$77,269	\$102,032	\$125,472	0.48
11-9161	Emergency management directors	20	0.00	\$54.40	\$113,142	1.88	\$30.56	\$43.44	\$53.87	\$65.07	\$78.87	\$63,556	\$90,360	\$112,060	\$135,350	\$164,041	#
11-9199	Managers, all other	690	6.50	\$65.42	\$136,078	3.78	\$32.09	\$46.40	\$60.93	\$77.21	\$100	\$66,738	\$96,518	\$126,744	\$160,607	\$207,470	1.27
13-0000	Business and financial operations occupations	13,530	2.55	\$40.39	\$84,005	2.53	\$19.28	\$25.86	\$34.71	\$47.95	\$66.98	\$40,093	\$53,791	\$72,187	\$99,744	\$139,323	1.45
13-1020	Buyers and purchasing agents	740	9.95	\$33.92	\$70,560	2.85	\$18.59	\$23.61	\$31.52	\$39.95	\$50.81	\$38,661	\$49,118	\$65,562	\$83,094	\$105,682	1.43
13-1041	Compliance officers, except agriculture, construction, health and safety, and transportation	350	7.40	\$38.12	\$79,291	2.47	\$20.52	\$28.11	\$36.04	\$46.42	\$57.61	\$42,679	\$58,460	\$74,965	\$96,558	\$119,821	0.96
13-1051	Cost estimators	180	15.93	\$29.26	\$60,855	3.88	\$16.18	\$22.28	\$29.04	\$36.17	\$43.93	\$33,661	\$46,344	\$60,394	\$75,231	\$91,382	0.68
13-1071	Human resources specialists	950	10.83	\$39.49	\$82,140	4.76	\$21.22	\$27.32	\$34.51	\$46.32	\$66.91	\$44,135	\$56,832	\$71,788	\$96,356	\$139,177	1.37
13-1081	Logisticians	330	6.51	\$38.10	\$79,245	2.68	\$20.76	\$27.80	\$35.92	\$47.98	\$58.95	\$43,184	\$57,815	\$74,720	\$99,798	\$122,619	1.66
13-1111	Management analysts	790	8.07	\$54.19	\$112,718	10.70	\$22.54	\$33.21	\$42.65	\$71.21	\$86.48	\$46,875	\$69,086	\$88,716	\$148,118	\$179,875	0.96
13-1121	Meeting, convention, and event planners	220	18.33	\$25.17	\$52,364	3.02	\$15.19	\$18.34	\$23.74	\$30.15	\$39.14	\$31,594	\$38,145	\$49,380	\$62,710	\$81,420	1.71
13-1131	Fundraisers	190	12.49	\$32.24	\$67,057	2.95	\$18.79	\$24.96	\$32.49	\$39.29	\$46.62	\$39,093	\$51,914	\$67,573	\$81,717	\$96,971	2.13
13-1141	Compensation, benefits, and job analysis specialists	50	7.23	\$37.45	\$77,888	4.29	\$25.93	\$29.42	\$35.97	\$42.48	\$52.03	\$53,943	\$61,190	\$74,821	\$88,362	\$108,230	0.51
13-1151	Training and development specialists	360	14.71	\$42.23	\$87,835	19.86	\$15.01	\$25.56	\$31.43	\$45.84	\$73.64	\$31,229	\$53,175	\$65,384	\$95,345	\$153,162	1.01
13-1161	Market research analysts and marketing specialists	1,870	4.66	\$37.76	\$78,534	2.91	\$16.80	\$23.23	\$32.14	\$48.69	\$67.41	\$34,949	\$48,310	\$66,855	\$101,268	\$140,212	2.51
13-1199	Business operations specialists, all other	3,370	4.17	\$37.76	\$78,541	2.76	\$19.61	\$25.10	\$35.01	\$48.12	\$61.46	\$40,788	\$52,201	\$72,819	\$100,095	\$127,838	2.69
13-2011	Accountants and auditors	2,730	6.27	\$40.29	\$83,799	5.36	\$19.62	\$26.57	\$34.09	\$45.36	\$62.42	\$40,812	\$55,259	\$70,912	\$94,339	\$129,844	1.76
13-2031	Budget analysts	80	1.32	\$47.15	\$98,064	3.19	\$30.62	\$35.13	\$42.60	\$50.58	\$73.87	\$63,697	\$73,080	\$88,610	\$105,201	\$153,658	1.17
13-2041	Credit analysts	100	27.09	\$45.72	\$95,098	5.03	\$29.04	\$34.78	\$41.77	\$51.05	\$71.82	\$60,404	\$72,349	\$86,889	\$106,192	\$149,394	1.01
13-2051	Financial analysts	350	31.67	\$72.36	\$150,509	22.72	\$21.37	\$30.80	\$49.11	#	#	\$44,455	\$64,066	\$102,156	#	#	0.96
13-2052	Personal financial advisors	240	26.52	\$52.97	\$110,168	8.41	\$26.07	\$29.82	\$52.20	\$70.02	\$82.61	\$54,230	\$62,029	\$108,572	\$145,632	\$171,833	0.95
13-2061	Financial examiners	30	13.22	\$32.97	\$68,587.00	\$4.17	\$21.23	\$26.25	\$31.88	\$39.69	\$47.06	\$44,165.00	\$54,597.00	\$66,305.00	\$82,558.00	\$97,886.00	#

Data unavailable

Occupational Code	Occupational Title	Employment Estimate	Employment Percentage Relative Standard Error	Average Hourly Wage	Average Annual Wage	Wage Percentage Relative Standard Error	10th Percentile (Hourly)	25th Percentile (Hourly)	50th Percentile (Hourly)	75th Percentile (Hourly)	90th Percentile (Hourly)	10th Percentile (Annual)	25th Percentile (Annual)	50th Percentile (Annual)	75th Percentile (Annual)	90th Percentile (Annual)	Location Quotients
13-2072	Loan officers	150	25.36	\$52.36	\$108,905	11.17	\$20.09	\$23.86	\$33.27	\$53.81	#	\$41,794	\$49,620	\$69,198	\$111,916	#	0.39
13-2081	Tax examiners and collectors, and revenue agents	10	0.00	\$32.82	\$68,274	2.49	\$24.34	\$26.36	\$29.74	\$37.83	\$47.44	\$50,620	\$54,836	\$61,864	\$78,686	\$98,672	#
13-2099	Financial specialists, all other	240	12.38	\$45.81	\$95,281	12.66	\$21.93	\$28.78	\$39.43	\$52.54	\$72.79	\$45,614	\$59,858	\$82,015	\$109,285	\$151,411	1.52
15-0000	Computer and mathematical occupations	13,740	4.30	\$45.92	\$95,517	1.68	\$23.04	\$31.79	\$44.44	\$58.79	\$73.32	\$47,920	\$66,132	\$92,445	\$122,275	\$152,503	2.58
15-1111	Computer and information research scientists	140	2.97	\$67.14	\$139,649	10.61	\$27.51	\$39.87	\$60.10	\$84.45	#	\$57,216	\$82,920	\$125,000	\$175,647	#	3.98
15-1121	Computer systems analysts	550	7.43	\$46.57	\$96,862	2.51	\$29.14	\$35.19	\$44.36	\$55.66	\$68.00	\$60,611	\$73,186	\$92,270	\$115,775	\$141,441	0.76
15-1122	Information security analysts	130	20.17	\$50.02	\$104,035.00	\$1.91	\$30.20	\$40.77	\$51.10	\$60.46	\$70.44	\$62,814.00	\$84,805.00	\$106,284.00	\$125,749.00	\$146,507.00	0.96
15-1131	Computer programmers	#	#	\$44.98	\$93,559	3.14	\$25.17	\$27.84	\$38.55	\$65.91	\$74.05	\$52,363	\$57,899	\$80,176	\$137,093	\$154,024	#
15-1132	Software developers, applications	4,980	8.05	\$50.32	\$104,671	3.14	\$25.69	\$37.53	\$49.48	\$63.37	\$77.01	\$53,434	\$78,067	\$102,911	\$131,802	\$160,177	4.68
15-1133	Software developers, systems software	1,700	8.63	\$57.01	\$118,590	2.56	\$36.20	\$45.19	\$56.82	\$68.68	\$78.81	\$75,286	\$94,004	\$118,179	\$142,857	\$163,924	3.43
15-1134	Web developers	350	22.89	\$35.62	\$74,090	4.04	\$17.36	\$25.98	\$34.92	\$44.39	\$53.80	\$36,118	\$54,038	\$72,626	\$92,329	\$111,908	2.23
15-1141	Database administrators	240	26.82	\$41.34	\$85,992	3.91	\$24.14	\$29.04	\$39.84	\$53.02	\$62.85	\$50,209	\$60,394	\$82,866	\$110,292	\$130,723	1.66
15-1142	Network and computer systems administrators	990	10.99	\$40.54	\$84,323	3.22	\$24.29	\$31.44	\$39.32	\$49.88	\$59.68	\$50,524	\$65,397	\$81,788	\$103,740	\$124,136	2.12
15-1143	Computer network architects	480	22.43	\$52.15	\$108,481	5.72	\$31.22	\$38.49	\$48.81	\$62.80	\$78.12	\$64,940	\$80,056	\$101,534	\$130,633	\$162,496	2.44
15-1151	Computer user support specialists	1,810	9.52	\$28.44	\$59,159	2.34	\$15.61	\$21.24	\$27.63	\$35.14	\$44.04	\$32,459	\$44,182	\$57,477	\$73,096	\$91,602	2.36
15-1152	Computer network support specialists	240	22.31	\$33.71	\$70,119	5.48	\$21.14	\$25.81	\$32.53	\$42.54	\$47.30	\$43,969	\$53,679	\$67,671	\$88,481	\$98,379	1.05
15-1199	Computer occupations, all other	1,610	9.38	\$43.97	\$91,456	2.46	\$21.80	\$30.74	\$43.52	\$55.71	\$67.79	\$45,349	\$63,943	\$90,531	\$115,868	\$140,998	4.06
15-2031	Operations research analysts	80	14.06	\$53.88	\$112,079	8.80	\$31.47	\$34.86	\$42.69	\$60.28	\$95.74	\$65,451	\$72,508	\$88,800	\$125,383	\$199,149	0.58
15-2041	Statisticians	60	11.45	\$49.82	\$103,620	2.23	\$33.93	\$39.53	\$46.21	\$59.39	\$76.02	\$70,565	\$82,231	\$96,117	\$123,530	\$158,122	1.29
15-2090	Miscellaneous mathematical science occupations	20	0.61	\$46.10	\$95,889	2.48	\$20.92	\$28.88	\$48.65	\$57.63	\$66.75	\$43,512	\$60,074	\$101,188	\$119,867	\$138,845	#
17-0000	Architecture and engineering occupations	8,180	3.18	\$47.31	\$98,409	3.07	\$23.75	\$31.62	\$44.30	\$61.80	\$77.22	\$49,392	\$65,767	\$92,150	\$128,539	\$160,610	2.60
17-1011	Architects, except landscape and naval	410	14.52	\$28.45	\$59,167	9.77	\$11.06	\$21.52	\$27.72	\$34.92	\$45.81	\$23,001	\$44,766	\$57,649	\$72,641	\$95,281	3.15
17-1012	Landscape architects	#	#	\$32.65	\$67,909	2.91	\$21.80	\$25.77	\$32.02	\$39.64	\$45.65	\$45,335	\$53,606	\$66,607	\$82,445	\$94,958	#
17-1021	Cartographers and photogrammetrists	80	13.27	\$35.79	\$74,438	9.53	\$22.53	\$26.75	\$32.73	\$40.93	\$56.26	\$46,866	\$55,644	\$68,073	\$85,131	\$117,014	5.66
17-1022	Surveyors	90	32.82	\$30.11	\$62,632	4.11	\$20.33	\$23.06	\$28.29	\$35.40	\$41.82	\$42,283	\$47,957	\$58,846	\$73,626	\$86,985	1.61
17-2011	Aerospace engineers	620	10.14	\$62.44	\$129,881	6.31	\$33.92	\$43.77	\$66.63	\$78.99	\$92.69	\$70,555	\$91,038	\$138,594	\$164,303	\$192,798	7.51
17-2031	Biomedical engineers	100	23.53	\$53.68	\$111,651	8.65	\$32.96	\$38.51	\$54.83	\$68.98	\$77.62	\$68,558	\$80,102	\$114,057	\$143,469	\$161,443	3.91
17-2041	Chemical engineers	190	7.10	\$43.98	\$91,476	6.72	\$21.64	\$27.18	\$39.33	\$58.83	\$74.48	\$45,021	\$56,540	\$81,801	\$122,373	\$154,922	4.47
17-2051	Civil engineers	520	10.84	\$40.68	\$84,608	2.22	\$26.11	\$31.36	\$40.36	\$48.98	\$57.99	\$54,306	\$65,229	\$83,952	\$101,875	\$120,626	1.38
17-2061	Computer hardware engineers	940	10.19	\$60.19	\$125,196	2.58	\$33.07	\$44.58	\$60.93	\$75.49	\$89.09	\$68,784	\$92,724	\$126,733	\$157,028	\$185,299	11.23
17-2071	Electrical engineers	390	12.07	\$45.85	\$95,375	7.83	\$9.31	\$33.28	\$44.24	\$56.77	\$69.67	\$19,364	\$69,221	\$92,022	\$118,082	\$144,916	1.72
17-2072	Electronics engineers, except computer	1,000	5.97	\$54.97	\$114,341	2.62	\$31.35	\$41.85	\$56.10	\$68.78	\$77.84	\$65,217	\$87,052	\$116,683	\$143,061	\$161,902	5.92
17-2081	Environmental engineers	150	13.95	\$41.40	\$86,102	4.05	\$26.15	\$30.46	\$38.99	\$49.54	\$63.25	\$54,393	\$63,364	\$81,095	\$103,043	\$131,570	2.25
17-2111	Health and safety engineers, except mining safety engineers and inspectors	20	46.87	#	#	#	#	#	#	#	#	#	#	#	#	#	#
17-2112	Industrial engineers	670	10.20	\$48.37	\$100,613	4.79	\$26.60	\$35.08	\$47.94	\$59.51	\$71.26	\$55,326	\$72,974	\$99,713	\$123,787	\$148,221	2.03
17-2131	Materials engineers	130	14.06	\$61.80	\$128,546	4.60	\$39.18	\$45.85	\$63.43	\$77.24	\$90.52	\$81,496	\$95,371	\$131,938	\$160,654	\$188,292	3.87
17-2141	Mechanical engineers	820	8.79	\$47.60	\$99,012	3.45	\$28.40	\$35.31	\$45.11	\$59.19	\$74.10	\$59,062	\$73,445	\$93,830	\$123,105	\$154,134	2.24
17-2199	Engineers, all other	530	17.17	\$56.18	\$116,855	4.93	\$31.17	\$41.74	\$56.45	\$72.02	\$84.64	\$64,830	\$86,816	\$117,413	\$149,796	\$176,060	3.19
17-3011	Architectural and civil drafters	120	23.71	\$26.26	\$54,624	6.49	\$15.15	\$19.30	\$26.69	\$31.13	\$38.47	\$31,521	\$40,154	\$55,518	\$64,754	\$80,009	1.02
17-3012	Electrical and electronics drafters	110	47.82	\$29.05	\$60,421	4.74	\$18.31	\$22.23	\$27.48	\$33.73	\$41.65	\$38,080	\$46,231	\$57,161	\$70,150	\$86,631	3.33
17-3013	Mechanical drafters	60	31.12	\$30.73	\$63,915	3.23	\$23.82	\$26.02	\$29.10	\$35.44	\$41.69	\$49,537	\$54,126	\$60,523	\$73,712	\$86,719	0.88
17-3019	Drafters, all other	40	46.27	\$32.82	\$68,258	6.00	\$22.07	\$25.76	\$29.29	\$38.67	\$51.45	\$45,902	\$53,591	\$60,925	\$80,426	\$107,007	1.92
17-3021	Aerospace engineering and operations technicians	150	18.35	\$36.50	\$75,925	8.09	\$22.28	\$28.45	\$35.38	\$44.55	\$54.96	\$46,347	\$59,185	\$73,589	\$92,662	\$114,319	9.96
17-3022	Civil engineering technicians	60	17.43	\$27.79	\$57,800	8.62	\$13.94	\$17.88	\$29.31	\$34.97	\$38.37	\$29,001	\$37,192	\$60,967	\$72,729	\$79,815	0.71
17-3023	Electrical and electronics engineering technicians	260	8.10	\$29.48	\$61,311	2.44	\$18.39	\$22.96	\$28.48	\$35.76	\$43.26	\$38,250	\$47,753	\$59,232	\$74,380	\$89,976	1.64
17-3024	Electro-mechanical technicians	80	0.75	\$27.27	\$56,712	2.47	\$20.94	\$23.66	\$27.32	\$30.53	\$34.81	\$43,559	\$49,220	\$56,818	\$63,494	\$72,406	4.61
17-3025	Environmental engineering technicians	30	35.49	\$28.88	\$60,078	8.66	\$19.67	\$26.20	\$29.39	\$33.12	\$37.15	\$40,907	\$54,504	\$61,127	\$68,887	\$77,276	1.53
17-3026	Industrial engineering technicians	120	9.30	\$31.51	\$65,530	4.55	\$18.79	\$23.47	\$30.31	\$38.15	\$47.23	\$39,074	\$48,819	\$63,042	\$79,349	\$98,228	1.47
17-3027	Mechanical engineering technicians	140	9.10	\$37.60	\$78,211	4.38	\$19.94	\$31.70	\$38.16	\$46.01	\$53.02	\$41,470	\$65,935	\$79,365	\$95,698	\$110,289	2.51
17-3029	Engineering technicians, except drafters, all other	140	15.18	\$31.19	\$64,878	2.18	\$23.45	\$26.63	\$30.87	\$35.73	\$38.57	\$48,776	\$55,399	\$64,210	\$74,321	\$80,235	1.41
17-3031	Surveying and mapping technicians	30	14.86	\$21.30	\$44,305	3.46	\$15.84	\$17.15	\$20.01	\$25.35	\$29.14	\$32,951	\$41,613	\$52,730	\$60,605	\$60,605	0.53
19-0000	Life, physical, and social science occupations	6,170	4.28	\$40.68	\$84,624	1.86	\$19.44	\$26.20	\$36.64	\$51.22	\$68.67	\$40,443	\$54,492	\$76,203	\$106,539	\$142,826	4.29

Data unavailable

Occupational Code	Occupational Title	Employment Estimate	Employment Percentage Relative Standard Error	Average Hourly Wage	Average Annual Wage	Wage Percentage Relative Standard Error	10th Percentile (Hourly)	25th Percentile (Hourly)	50th Percentile (Hourly)	75th Percentile (Hourly)	90th Percentile (Hourly)	10th Percentile (Annual)	25th Percentile (Annual)	50th Percentile (Annual)	75th Percentile (Annual)	90th Percentile (Annual)	Location Quotients
19-1012	Food scientists and technologists	30	34.74	\$30.24	\$62,901	3.53	\$16.67	\$21.41	\$26.90	\$38.12	\$52.96	\$34,668	\$44,523	\$55,952	\$79,289	\$110,147	#
19-1013	Soil and plant scientists	#	#	\$29.84	\$62,076	26.45	\$20.01	\$21.91	\$25.20	\$28.65	\$38.67	\$41,626	\$45,565	\$52,409	\$59,592	\$80,440	#
19-1021	Biochemists and biophysicists	270	14.15	\$41.09	\$85,460	8.38	\$20.23	\$25.82	\$35.39	\$47.51	\$67.79	\$42,084	\$53,697	\$73,617	\$98,823	\$141,001	8.01
19-1022	Microbiologists	30	35.78	\$44.96	\$93,519	5.25	\$27.06	\$31.41	\$44.61	\$49.60	\$71.39	\$56,279	\$65,341	\$92,792	\$103,158	\$148,498	#
19-1023	Zoologists and wildlife biologists	110	3.15	\$37.13	\$77,235	2.42	\$20.86	\$26.03	\$33.59	\$43.45	\$58.36	\$43,391	\$54,142	\$69,863	\$90,383	\$121,388	4.99
19-1029	Biological scientists, all other	220	12.65	\$29.88	\$62,150	7.65	\$17.16	\$21.22	\$28.44	\$36.44	\$45.78	\$35,687	\$44,134	\$59,164	\$75,788	\$95,226	4.58
19-1031	Conservation scientists	110	5.87	\$33.40	\$69,474	1.48	\$23.38	\$27.62	\$33.10	\$38.02	\$45.08	\$48,631	\$57,445	\$68,852	\$79,082	\$93,775	3.96
19-1042	Medical scientists, except epidemiologists	240	15.56	\$37.63	\$78,269	9.79	\$19.53	\$22.91	\$28.57	\$40.08	\$72.60	\$40,620	\$47,647	\$59,431	\$83,358	\$151,009	1.74
19-2012	Physicists	820	0.41	\$49.75	\$103,489	2.88	\$24.78	\$33.42	\$46.43	\$63.79	\$77.84	\$51,544	\$69,524	\$96,583	\$132,693	\$161,899	39.32
19-2031	Chemists	340	21.01	\$48.04	\$99,933	4.98	\$21.77	\$32.78	\$46.25	\$63.30	\$76.42	\$45,291	\$68,179	\$96,210	\$131,672	\$158,944	3.24
19-2032	Materials scientists	40	33.48	\$60.10	\$125,007	10.94	\$43.71	\$51.22	\$60.27	\$72.65	\$78.81	\$90,924	\$106,543	\$125,354	\$151,121	\$163,931	4.14
19-2041	Environmental scientists and specialists, including health	1,000	3.96	\$44.89	\$93,378	2.56	\$26.12	\$31.66	\$41.69	\$56.22	\$69.69	\$54,336	\$65,862	\$86,713	\$116,941	\$144,959	9.75
19-2042	Geoscientists, except hydrologists and geographers	430	40.20	\$44.85	\$93,281	6.76	\$21.76	\$29.45	\$39.50	\$57.33	\$76.13	\$45,250	\$61,250	\$82,168	\$119,245	\$158,350	12.12
19-2043	Hydrologists	60	46.28	\$58.65	\$122,000	5.26	\$35.84	\$41.29	\$50.17	\$60.58	\$93.38	\$74,549	\$85,890	\$104,348	\$125,998	\$194,233	7.28
19-2099	Physical scientists, all other	70	3.41	\$52.29	\$108,755	2.80	\$25.01	\$39.33	\$48.87	\$67.74	\$77.83	\$52,018	\$81,807	\$101,645	\$140,889	\$161,892	3.34
19-3011	Economists	30	14.51	\$36.06	\$75,013	4.10	\$26.11	\$28.25	\$33.00	\$42.28	\$49.16	\$54,317	\$58,766	\$68,642	\$87,948	\$102,262	1.25
19-3022	Survey researchers	50	36.00	\$34.23	\$71,201	8.52	\$18.70	\$22.10	\$29.50	\$43.94	\$51.06	\$38,892	\$45,974	\$61,359	\$91,388	\$106,214	3.55
19-3031	Clinical, counseling, and school psychologists	380	20.78	\$35.27	\$73,359	9.05	\$19.42	\$22.31	\$33.25	\$39.36	\$60.09	\$40,395	\$46,413	\$69,170	\$81,873	\$124,984	2.82
19-3051	Urban and regional planners	100	0.19	\$38.96	\$81,031	1.91	\$27.79	\$32.86	\$38.00	\$45.02	\$50.28	\$57,803	\$68,352	\$79,042	\$93,638	\$104,583	2.19
19-3091	Anthropologists and archeologists	20	23.25	\$27.30	\$56,789	2.54	\$18.35	\$21.37	\$26.61	\$34.10	\$37.75	\$38,174	\$44,458	\$55,340	\$70,925	\$78,529	#
19-3099	Social scientists and related workers, all other	110	6.77	\$39.21	\$81,547	2.00	\$24.82	\$28.63	\$36.44	\$47.24	\$60.98	\$51,624	\$59,554	\$75,796	\$98,256	\$126,835	2.41
19-4021	Biological technicians	120	9.65	\$25.84	\$53,748	2.74	\$17.25	\$20.87	\$25.57	\$30.28	\$35.62	\$35,882	\$43,405	\$53,189	\$62,986	\$74,099	1.25
19-4041	Geological and petroleum technicians	20	37.40	\$28.23	\$58,728	8.87	\$14.59	\$24.79	\$28.10	\$32.20	\$41.69	\$30,351	\$51,557	\$58,456	\$66,967	\$86,707	#
19-4092	Forensic science technicians	10	0.00	\$22.88	\$47,598	7.00	\$16.08	\$17.18	\$19.00	\$28.01	\$30.84	\$33,456	\$35,729	\$39,519	\$58,258	\$64,150	#
19-4093	Forest and conservation technicians	40	16.81	\$20.22	\$42,053	6.95	\$13.62	\$15.29	\$17.11	\$22.89	\$32.84	\$28,328	\$31,801	\$35,584	\$47,609	\$68,303	1.02
21-0000	Community and social services occupations	2,240	3.96	\$24.27	\$50,473	3.23	\$14.06	\$17.70	\$23.32	\$29.24	\$36.12	\$29,239	\$36,824	\$48,509	\$60,818	\$75,126	0.85
21-1012	Educational, guidance, school, and vocational counselors	230	0.93	\$28.82	\$59,942	4.26	\$17.09	\$21.44	\$28.23	\$36.01	\$42.63	\$35,540	\$44,605	\$58,721	\$74,899	\$88,681	0.67
21-1015	Rehabilitation counselors	10	17.97	\$25.65	\$53,356	4.05	\$15.41	\$23.61	\$23.62	\$27.93	\$31.67	\$32,063	\$49,109	\$49,125	\$58,103	\$65,866	#
21-1018	Substance abuse, behavioral disorder, and mental health counselors	480	11.08	\$23.87	\$49,658	2.50	\$15.14	\$18.89	\$24.02	\$28.93	\$33.51	\$31,488	\$39,288	\$49,963	\$60,174	\$69,703	1.58
21-1019	Counselors, all other	30	6.50	\$31.65	\$65,833	4.29	\$13.23	\$15.06	\$32.26	\$39.85	\$56.17	\$27,510	\$31,332	\$67,097	\$82,889	\$116,837	#
21-1021	Child, family, and school social workers	460	6.38	\$26.97	\$56,089	3.62	\$18.82	\$21.41	\$24.70	\$29.71	\$37.77	\$39,153	\$44,526	\$51,368	\$61,806	\$78,560	1.21
21-1022	Healthcare social workers	90	33.38	\$23.39	\$48,641	4.20	\$15.68	\$17.33	\$22.16	\$28.20	\$32.80	\$32,612	\$36,041	\$46,100	\$58,660	\$68,224	0.45
21-1023	Mental health and substance abuse social workers	100	5.62	\$22.83	\$47,477	3.35	\$16.42	\$18.25	\$21.95	\$26.73	\$31.12	\$34,162	\$37,969	\$45,659	\$55,603	\$64,725	0.73
21-1029	Social workers, all other	150	8.55	\$21.88	\$45,518	4.08	\$15.60	\$16.99	\$19.77	\$26.76	\$31.32	\$32,457	\$35,342	\$41,128	\$55,654	\$65,146	2.07
21-1091	Health educators	#	#	\$26.88	\$55,905	7.27	\$15.85	\$18.38	\$26.93	\$34.97	\$38.93	\$32,968	\$38,229	\$56,009	\$72,745	\$80,984	#
21-1092	Probation officers and correctional treatment specialists	90	4.54	\$30.61	\$63,664	3.08	\$22.92	\$26.35	\$28.80	\$35.68	\$40.11	\$47,665	\$54,816	\$59,898	\$74,216	\$83,439	0.78
21-1093	Social and human service assistants	60	36.25	\$16.39	\$34,082	6.57	\$10.41	\$11.70	\$16.50	\$19.13	\$23.63	\$21,659	\$24,342	\$34,311	\$39,784	\$49,149	0.13
21-1094	Community health workers	30	30.47	\$19.22	\$39,983	2.95	\$15.32	\$16.47	\$18.33	\$22.00	\$25.94	\$31,874	\$34,253	\$38,132	\$45,764	\$53,966	#
21-1099	Community and social service specialists, all other	330	5.42	\$19.86	\$41,298	4.01	\$12.01	\$13.60	\$17.07	\$24.27	\$32.24	\$24,981	\$28,298	\$35,512	\$45,475	\$67,063	2.61
21-2011	Clergy	40	31.93	\$24.79	\$51,562	2.68	\$19.25	\$22.29	\$26.04	\$28.50	\$29.98	\$40,034	\$46,362	\$54,156	\$59,287	\$62,365	0.60
21-2021	Directors, religious activities and education	20	32.36	\$31.93	\$66,407	3.20	\$21.61	\$26.95	\$32.88	\$37.51	\$43.03	\$44,944	\$56,058	\$68,387	\$78,030	\$89,496	#
23-0000	Legal occupations	1,310	7.14	#	#	#	#	#	#	#	#	#	#	#	#	#	0.96
23-1011	Lawyers	770	10.28	#	#	#	#	#	#	#	#	#	#	#	#	#	0.97
23-1023	Judges, magistrate judges, and magistrates	30	0.00	\$80.83	\$168,134	5.33	\$66.61	\$69.93	\$77.04	\$77.86	#	\$138,553	\$145,463	\$160,248	\$161,942	#	#
23-2011	Paralegals and legal assistants	370	30.46	\$29.61	\$61,593	4.33	\$19.23	\$25.23	\$28.91	\$34.62	\$41	\$40,000	\$52,476	\$60,124	\$72,018	\$85,175	1.02
23-2099	Legal support workers, all other	80	9.72	\$34.98	\$72,750	8.97	\$18.79	\$23.39	\$28.65	\$36.34	\$58	\$39,079	\$48,647	\$59,602	\$75,584	\$119,812	1.45
25-0000	Education, training, and library occupations	12,170	1.10	\$29.82	\$62,017	6.52	\$12.34	\$17.57	\$26.32	\$37.24	\$50	\$25,662	\$36,539	\$54,737	\$77,460	\$104,263	1.11
25-1053	Environmental science teachers, postsecondary	#	#	#	\$94,408	4.02	#	#	#	#	#	\$50,168	\$65,418	\$92,496	\$115,810	\$149,993	#
25-1062	Area, ethnic, and cultural studies teachers, postsecondary	80	0.00	#	\$68,423	2.46	#	#	#	#	#	\$19,356	\$33,021	\$57,892	\$95,553	\$125,974	6.17

Data unavailable

Occupational Code	Occupational Title	Employment Estimate	Employment Percentage Relative Standard Error	Average Hourly Wage	Average Annual Wage	Wage Percentage Relative Standard Error	10th Percentile (Hourly)	25th Percentile (Hourly)	50th Percentile (Hourly)	75th Percentile (Hourly)	90th Percentile (Hourly)	10th Percentile (Annual)	25th Percentile (Annual)	50th Percentile (Annual)	75th Percentile (Annual)	90th Percentile (Annual)	Location Quotients
25-1065	Political science teachers, postsecondary	50	3.51	#	\$91,417	3.59	#	#	#	#	#	\$38,118	\$61,110	\$94,294	\$111,522	\$144,425	2.53
25-1066	Psychology teachers, postsecondary	#	#	#	\$93,870	10.25	#	#	#	#	#	\$38,520	\$56,646	\$83,390	\$116,305	\$175,212.00	#
25-1081	Education teachers, postsecondary	140	20.19	#	\$69,610	2.60	#	#	#	#	#	\$19,547	\$19,851	\$71,703	\$98,106	\$127,627	1.88
25-1121	Art, drama, and music teachers, postsecondary	320	0.00	#	\$65,439	2.84	#	#	#	#	#	\$19,687	\$38,134	\$67,617	\$88,885	\$105,033	2.70
25-1123	English language and literature teachers, postsecondary	280	0.00	#	\$67,308	3.01	#	#	#	#	#	\$26,550	\$45,630	\$63,544	\$87,708	\$109,879	3.20
25-1126	Philosophy and religion teachers, postsecondary	80	0.00	#	\$81,564	3.03	#	#	#	#	#	\$31,514	\$52,299	\$74,268	\$109,548	\$132,931	2.95
25-1194	Vocational education teachers, postsecondary	#	#	\$35.48	\$73,798	21.01	\$16.08	\$19.02	\$29.95	\$55.27	\$61.28	\$33,455	\$39,561	\$62,288	\$114,954	\$127,453	#
25-1199	Postsecondary teachers, all other	90	15.65	#	\$59,695.00	\$3.43	#	#	#	#	#	\$24,111.00	\$32,253.00	\$50,139.00	\$67,300.00	\$100,407.00	0.36
25-2011	Preschool teachers, except special education	1,240	6.46	\$15.36	\$31,941	6.71	\$9.52	\$11.24	\$14.53	\$18.01	\$22.50	\$19,807	\$23,382	\$30,231	\$37,461	\$46,804	2.43
25-2012	Kindergarten teachers, except special education	230	10.39	#	\$55,020	4.23	#	#	#	#	#	\$36,666	\$43,575	\$52,845	\$64,582	\$78,460	1.32
25-2021	Elementary school teachers, except special education	1,730	3.42	#	\$60,395	5.03	#	#	#	#	#	\$37,820	\$47,367	\$60,020	\$73,918	\$83,208	0.98
25-2022	Middle school teachers, except special and career/technical educa	1,010	7.38	#	\$62,622	4.45	#	#	#	#	#	\$41,841	\$50,062	\$62,341	\$75,438	\$83,892	1.29
25-2031	Secondary school teachers, except special and career/technical ed	1,160	3.42	#	\$62,270	4.99	#	#	#	#	#	\$39,505	\$47,880	\$62,181	\$76,193	\$87,385	0.90
25-2052	Special education teachers, kindergarten and elementary school	180	0.60	#	\$62,667	4.85	#	#	#	#	#	\$40,800	\$47,792	\$60,314	\$77,281	\$93,232	0.78
25-2053	Special education teachers, middle school	130	0.79	#	\$60,608	6.65	#	#	#	#	#	\$37,136	\$45,458	\$58,334	\$74,882	\$92,044	1.23
25-2054	Special education teachers, secondary school	150	0.18	#	\$65,312	4.42	#	#	#	#	#	\$42,041	\$51,510	\$65,361	\$79,020	\$92,767	0.88
25-3021	Self-enrichment education teachers	610	14.02	\$26.77	\$55,678	8.84	\$10.41	\$17.14	\$26.13	\$33.72	\$45.74	\$21,650	\$35,654	\$54,344	\$70,137	\$95,148	2.03
25-3097	Teachers and instructors, all other, except substitute teachers	250	6.83	#	\$42,980	4.84	#	#	#	#	#	\$26,026	\$30,270	\$35,802	\$54,627	\$77,384	0.67
25-4021	Librarians	170	1.53	\$37.33	\$77,636	4.27	\$22.16	\$26.63	\$35.13	\$48.43	\$58.47	\$46,093	\$55,398	\$73,067	\$100,724	\$121,614	1.04
25-4031	Library technicians	170	2.48	\$17.05	\$35,472	1.79	\$11.89	\$14.89	\$16.95	\$19.00	\$22.91	\$24,736	\$30,980	\$35,249	\$39,510	\$47,644	1.48
25-9031	Instructional coordinators	170	17.35	\$32.56	\$67,722	6.01	\$19.11	\$24.24	\$31.56	\$40.67	\$47.32	\$39,744	\$50,428	\$65,642	\$84,583	\$98,424	0.88
25-9041	Teacher assistants	1,240	5.03	#	\$33,116	5.44	#	#	#	#	#	\$21,927	\$26,363	\$32,570	\$39,682	\$46,752	0.76
25-9099	Education, training, and library workers, all other	210	4.30	\$24.73	\$51,441	2.40	\$14.18	\$18.36	\$24.02	\$29.40	\$36.28	\$29,494	\$38,193	\$49,957	\$61,149	\$75,463	1.68
27-0000	Arts, design, entertainment, sports, and media occupations	3,570	4.04	\$27.66	\$57,529	2.75	\$11.13	\$15.91	\$24.20	\$34.32	\$46.36	\$23,140	\$33,084	\$50,329	\$71,390	\$96,428	1.48
27-1011	Art directors	140	17.62	\$43.08	\$89,597	1.81	\$21.86	\$29.47	\$38.29	\$50.35	\$76.37	\$45,460	\$61,292	\$79,652	\$104,737	\$158,854	2.83
27-1014	Multimedia artists and animators	50	35.97	\$33.36	\$69,384	3.77	\$22.61	\$26.29	\$31.15	\$38.73	\$48.60	\$47,031	\$54,691	\$64,789	\$80,568	\$101,080	1.25
27-1021	Commercial and industrial designers	50	26.89	\$27.70	\$57,622	7.31	\$16.13	\$18.24	\$26.00	\$34.55	\$45.31	\$33,548	\$37,930	\$54,083	\$71,863	\$94,241	1.22
27-1022	Fashion designers	20	0.00	\$30.15	\$62,711	2.21	\$20.43	\$22.44	\$27.36	\$36.34	\$45.97	\$42,490	\$46,666	\$56,919	\$75,595	\$95,615	#
27-1023	Floral designers	70	47.31	\$14.84	\$30,874	4.26	\$11.11	\$12.71	\$14.29	\$16.94	\$19.89	\$23,109	\$26,430	\$29,723	\$35,227	\$41,370	1.27
27-1024	Graphic designers	540	12.07	\$31.12	\$64,728	2.27	\$18.73	\$23.94	\$29.25	\$36.00	\$45.03	\$38,962	\$49,801	\$60,846	\$74,888	\$93,656	2.00
27-1025	Interior designers	120	42.45	\$27.10	\$56,359	13.85	\$15.63	\$18.01	\$22.46	\$34.40	\$48.86	\$32,512	\$37,453	\$46,709	\$71,545	\$101,631	1.70
27-1029	Designers, all other	10	35.63	\$31.70	\$65,930	11.77	\$19.21	\$22.74	\$28.16	\$40.97	\$53.38	\$39,959	\$47,295	\$58,576	\$85,215	\$111,024	#
27-2012	Producers and directors	160	19.60	\$33.92	\$70,561	8.42	\$16.91	\$21.67	\$29.36	\$43.49	\$52.23	\$35,166	\$45,068	\$61,063	\$90,458	\$108,643	1.12
27-2021	Athletes and sports competitors	#	#	#	\$105,204	20.45	#	#	#	#	#	\$57,715	\$65,157	\$94,105	\$117,154	\$152,042	#
27-2022	Coaches and scouts	690	10.69	#	\$39,784	5.68	#	#	#	#	#	\$19,499	\$22,242	\$26,916	\$36,917	\$60,932	2.36
27-2023	Umpires, referees, and other sports officials	100	2.30	#	\$30,696	2.26	#	#	#	#	#	\$19,621	\$20,832	\$32,952	\$37,223	\$40,095	4.31
27-2042	Musicians and singers	60	15.07	#	#	#	#	#	#	#	#	#	#	#	#	#	1.16
27-2099	Entertainers and performers, sports and related workers, all other	50	36.60	\$19.25	#	11.46	\$9.61	\$13.05	\$15.16	\$22.49	\$28.92	#	#	#	#	#	3.50
27-3022	Reporters and correspondents	40	38.64	\$20.60	\$42,851	2.65	\$12.91	\$14.87	\$17.60	\$23.37	\$36.09	\$26,852	\$30,921	\$36,617	\$48,610	\$75,075	0.77
27-3031	Public relations specialists	400	14.38	\$25.96	\$54,001	4.99	\$11.18	\$17.22	\$23.17	\$33.74	\$42.15	\$23,253	\$35,822	\$48,203	\$70,172	\$87,680	1.38
27-3041	Editors	300	24.45	\$30.52	\$63,481	2.16	\$21.15	\$24.54	\$28.56	\$34.66	\$43.11	\$44,002	\$51,039	\$59,411	\$72,083	\$89,674	2.51
27-3042	Technical writers	200	15.33	\$42.46	\$88,322	4.28	\$27.66	\$33.27	\$39.02	\$48.67	\$66	\$57,542	\$69,196	\$81,154	\$101,242	\$136,358	3.18
27-3043	Writers and authors	90	18.03	#	#	#	#	#	#	#	#	#	#	#	#	#	1.60
27-3091	Interpreters and translators	130	14.57	\$29.13	\$60,583	1.57	\$21.43	\$24.70	\$28.74	\$33.83	\$37.85	\$44,577	\$51,369	\$59,775	\$70,360	\$78,723	2.00
27-4011	Audio and video equipment technicians	50	40.78	\$21.87	\$45,484	3.48	\$17.43	\$19.56	\$21.50	\$23.44	\$26.98	\$36,252	\$40,682	\$44,716	\$48,758	\$56,112	0.58
27-4021	Photographers	40	18.70	\$18.69	\$38,872	12.90	\$10.66	\$13.00	\$16.00	\$22.32	\$32.71	\$22,170	\$27,033	\$33,278	\$46,426	\$68,031	0.71
27-4031	Camera operators, television, video, and motion picture	20	41.53	\$22.17	\$46,107	7.81	\$16.05	\$17.34	\$21.16	\$27.50	\$29.63	\$33,385	\$36,067	\$44,019	\$57,196	\$61,629	#

Data unavailable

Occupational Code	Occupational Title	Employment Estimate	Employment Percentage Relative Standard Error	Average Hourly Wage	Average Annual Wage	Wage Percentage Relative Standard Error	10th Percentile (Hourly)	25th Percentile (Hourly)	50th Percentile (Hourly)	75th Percentile (Hourly)	90th Percentile (Hourly)	10th Percentile (Annual)	25th Percentile (Annual)	50th Percentile (Annual)	75th Percentile (Annual)	90th Percentile (Annual)	Location Quotients
27-4032	Film and video editors	40	17.57	\$21.33	\$44,370	7.55	\$9.46	\$16.47	\$20.82	\$24.29	\$30.06	\$19,685	\$34,261	\$43,302	\$50,515	\$62,515	1.13
27-4099	Media and communication equipment workers, all other	60	38.25	\$27.05	\$56,256	6.96	\$15.49	\$16.69	\$18.69	\$24.14	\$54.71	\$32,227	\$34,724	\$38,880	\$50,204	\$113,803	2.37
29-0000	Healthcare practitioners and technical occupations	9,480	3.46	\$42.12	\$87,618	3.34	\$17.59	\$26.38	\$35.53	\$46.88	\$66.44	\$36,579	\$54,870	\$73,912	\$97,509	\$138,190	0.89
29-1011	Chiropractors	130	37.95	\$29.67	\$61,713	13.97	\$18.06	\$25.08	\$27.34	\$29.59	\$31.18	\$37,569	\$52,168	\$56,868	\$61,554	\$64,845	3.17
29-1021	Dentists, general	90	40.88	\$94.33	\$196,204	11.30	\$38.76	\$63.09	\$92.67	#	#	\$80,624	\$131,229	\$192,756	#	#	0.66
29-1031	Dietitians and nutritionists	60	18.23	\$24.62	\$51,217	4.74	\$14.36	\$17.89	\$25.89	\$30.03	\$35	\$29,874	\$37,213	\$53,861	\$62,468	\$73,352	0.70
29-1041	Optometrists	40	31.04	\$59.41	\$123,575	9.62	\$37.28	\$42.65	\$54.67	\$74.29	\$81.04	\$77,544	\$88,721	\$113,704	\$154,517	\$168,573	0.76
29-1051	Pharmacists	350	9.22	\$58.62	\$121,935	2.12	\$43.10	\$54.40	\$61.74	\$70.83	\$76.93	\$89,640	\$113,158	\$128,410	\$147,331	\$160,017	0.91
29-1061	Anesthesiologists	#	#	\$82.25	\$171,084	27.19	\$11.45	\$68.54	\$76.68	\$95.87	#	\$23,822	\$142,565	\$159,497	\$199,415	#	#
29-1062	Family and general practitioners	350	20.89	\$111.87	\$232,698	10.75	\$55.34	\$84.92	#	#	#	\$115,104	\$176,641	#	#	#	2.23
29-1063	Internists, general	40	47.87	\$109.67	\$228,123	8.35	\$81.15	\$87.21	\$97	#	#	\$168,797	\$181,391	\$202,217	#	#	0.78
29-1066	Psychiatrists	#	#	\$122.40	\$254,592	11.65	\$39.65	#	#	#	#	\$82,472.00	#	#	#	#	#
29-1069	Physicians and surgeons, all other	190	28.39	\$133.65	\$277,982	6.36	\$58.94	#	#	#	#	\$122,604	#	#	#	#	0.42
29-1071	Physician assistants	270	12.88	\$53.91	\$112,142	3.11	\$41.46	\$48.36	\$54.59	\$60.05	\$64.29	\$86,237.00	\$100,583.00	\$113,540.00	\$124,909.00	\$133,720.00	1.97
29-1122	Occupational therapists	190	20.10	\$38.09	\$79,221	2.47	\$27.27	\$31.38	\$37.58	\$44.85	\$49.64	\$56,732	\$65,273	\$78,162	\$93,278	\$103,261	1.21
29-1123	Physical therapists	440	21.34	\$36.70	\$76,337	2.10	\$25.75	\$31.27	\$36.61	\$42.98	\$47.96	\$53,565	\$65,051	\$76,153	\$89,397	\$99,764	1.56
29-1124	Radiation therapists	10	0.00	\$47.28	\$98,336	2.80	\$40.66	\$42.56	\$45.74	\$48.91	\$60.49	\$84,570	\$88,531	\$95,133	\$101,734	\$125,810	#
29-1126	Respiratory therapists	120	9.47	\$31.15	\$64,789	1.58	\$24.76	\$27.24	\$31.33	\$35.63	\$38.23	\$51,495	\$56,662	\$65,166	\$74,112	\$79,519	0.77
29-1127	Speech-language pathologists	320	15.68	\$38.48	\$80,047	2.11	\$26.89	\$30.06	\$36.37	\$45.74	\$55.69	\$55,921	\$62,525	\$75,640	\$95,138	\$115,842	1.77
29-1128	Exercise physiologists	20	0.00	\$20.66	\$42,980	2.58	\$16.23	\$18.44	\$20.96	\$23.03	\$24.30	\$33,750	\$38,356	\$43,598	\$47,911	\$50,543	#
29-1131	Veterinarians	140	43.60	\$37.98	\$78,998	8.17	\$26.29	\$28.84	\$34.46	\$46.02	\$57.84	\$54,691	\$59,989	\$71,668	\$95,714	\$120,317	1.58
29-1141	Registered nurses	3,000	4.10	\$36.12	\$75,125	1.45	\$26.30	\$30.25	\$35.99	\$42.73	\$47.84	\$54,702	\$62,912	\$74,852	\$88,879	\$99,499	0.82
29-1171	Nurse practitioners	#	#	\$57.10	\$118,761	3.90	\$42.34	\$51.34	\$55.99	\$60.64	\$63.59	\$88,059	\$106,781	\$116,468	\$126,129	\$132,262	#
29-1181	Audiologists	#	#	\$43.64	\$90,766	3.68	\$38.50	\$40.61	\$43.84	\$47.07	\$49.01	\$80,080	\$84,471	\$91,183	\$97,896	\$101,933	#
29-1199	Health diagnosing and treating practitioners, all other	#	#	\$22.28	\$46,338	6.89	\$17.43	\$20.10	\$21.87	\$23.65	\$24.72	\$36,261	\$41,805	\$45,500	\$49,195	\$51,411	#
29-2010	Clinical laboratory technologists and technicians	190	16.80	\$30.15	\$62,703	2.14	\$19.37	\$25.03	\$30.29	\$35.80	\$39.74	\$40,285	\$52,064	\$62,995	\$74,456	\$82,658	0.48
29-2021	Dental hygienists	390	9.73	\$40.12	\$83,451	5.83	\$28.22	\$38.37	\$42.70	\$46.39	\$48.61	\$58,696	\$79,806	\$88,813	\$96,498	\$101,109	1.49
29-2031	Cardiovascular technologists and technicians	70	26.67	\$32.59	\$67,782	5.09	\$19.91	\$23.92	\$31.92	\$42.19	\$47.02	\$41,406	\$49,764	\$66,386	\$87,763	\$97,804	1.00
29-2032	Diagnostic medical sonographers	80	5.09	\$41.89	\$87,133	1.75	\$33.67	\$37.75	\$42.59	\$46.72	\$49.19	\$70,038	\$78,520	\$88,595	\$97,170	\$102,324	0.92
29-2033	Nuclear medicine technologists	20	12.71	\$41.62	\$86,569	2.43	\$33.11	\$38.56	\$42.91	\$46.94	\$49.35	\$68,864	\$80,209	\$89,262	\$97,631	\$102,653	#
29-2034	Radiologic technologists and technicians	270	5.93	\$31.41	\$65,335	1.80	\$20.40	\$24.85	\$32.21	\$37.62	\$43.72	\$42,429	\$51,693	\$66,999	\$78,252	\$90,936	1.05
29-2035	Magnetic resonance imaging technologists	40	4.51	\$38.62	\$80,327	2.11	\$32.32	\$34.32	\$37.65	\$42.86	\$47.56	\$67,219	\$71,382	\$78,320	\$89,144	\$98,931	0.87
29-2041	Emergency medical technicians and paramedics	70	2.11	\$17.96	\$37,357	3.60	\$12.93	\$14.18	\$16.56	\$19.35	\$27.37	\$26,900	\$29,493	\$34,436	\$40,246	\$56,921	0.23
29-2052	Pharmacy technicians	320	12.39	\$17.56	\$36,525	2.51	\$12.50	\$14.62	\$17.13	\$20.10	\$24.11	\$26,009	\$30,400	\$35,622	\$41,815	\$50,139	0.60
29-2055	Surgical technologists	100	3.30	\$27.05	\$56,267	2.01	\$20.58	\$23.42	\$27.02	\$30.45	\$35.20	\$42,814	\$48,723	\$56,198	\$63,344	\$73,225	0.73
29-2056	Veterinary technologists and technicians	#	#	\$14.38	\$29,912	3.82	\$11.44	\$12.89	\$14.17	\$15.41	\$18.13	\$23,790	\$26,821	\$29,478	\$32,049	\$37,715	#
29-2057	Ophthalmic medical technicians	160	33.04	\$21.59	\$44,910	10.98	\$15.10	\$17.53	\$21.56	\$26.22	\$29.52	\$31,415	\$36,465	\$44,837	\$54,531	\$61,398	2.67
29-2061	Licensed practical and licensed vocational nurses	270	15.09	\$25.05	\$52,102	1.90	\$20.27	\$22.17	\$25.24	\$28.26	\$30.08	\$42,167	\$46,116	\$52,500	\$58,787	\$62,564	0.31
29-2071	Medical records and health information technicians	110	17.84	\$21.24	\$44,187	3.20	\$15.69	\$17.05	\$19.47	\$24.45	\$30.15	\$32,630	\$35,462	\$40,506	\$50,854	\$62,706	0.44
29-2081	Opticians, dispensing	130	33.91	\$20.74	\$43,149	7.03	\$11.53	\$14.70	\$19.76	\$23.81	\$30.79	\$23,979	\$30,581	\$41,108	\$49,531	\$64,034	1.35
29-2099	Health technologists and technicians, all other	#	#	\$22.33	\$46,445	2.83	\$15.43	\$17.41	\$22.55	\$27.50	\$29.83	\$32,088	\$36,207	\$46,914	\$57,206	\$62,045	#
29-9011	Occupational health and safety specialists	130	18.55	\$38.50	\$80,076	3.50	\$25.15	\$29.95	\$36.60	\$45.73	\$56.70	\$52,304	\$62,292	\$76,134	\$95,125	\$117,941	1.32
29-9012	Occupational health and safety technicians	20	20.64	\$36.42	\$75,755	4.21	\$26.44	\$29.47	\$37.88	\$42.15	\$47.07	\$54,995	\$61,303	\$78,781	\$97,677	\$97,910	#
31-0000	Healthcare support occupations	3,670	9.19	\$18.16	\$37,768	3.64	\$12.23	\$13.80	\$16.56	\$20.70	\$28.10	\$25,436	\$28,694	\$34,444	\$43,052	\$58,448	0.71
31-1011	Home health aides	490	22.16	\$14.25	\$29,636	3.18	\$10.45	\$12.01	\$14.38	\$16.65	\$18.37	\$21,746	\$24,972	\$29,905	\$34,634	\$38,203	0.48
31-1014	Nursing assistants	870	26.55	\$15.33	\$31,881	3.02	\$12.54	\$13.32	\$14.63	\$17.13	\$19.27	\$26,073	\$27,709	\$30,437	\$35,632	\$40,074	0.48
31-2011	Occupational therapy assistants	40	38.54	\$23.54	\$48,957	10.76	\$12.29	\$19.29	\$26.07	\$28.60	\$30.12	\$25,572	\$40,116	\$54,224	\$59,496	\$62,659	0.68
31-2021	Physical therapist assistants	60	22.93	\$22.81	\$47,444	11.51	\$11.25	\$13.73	\$25.71	\$28.98	\$31.61	\$23,392	\$28,565	\$53,472	\$60,276	\$65,740	0.55
31-2022	Physical therapist aides	40	18.56	\$20.17	\$41,962	2.54	\$14.63	\$16.99	\$19.70	\$23.72	\$27.45	\$30,427	\$35,344	\$40,970	\$49,348	\$57,090	0.65
31-9011	Massage therapists	560	29.59	\$25.67	\$53,393	7.86	\$9.62	\$20.41	\$26.78	\$33.78	\$38.18	\$20,007	\$42,462	\$55,710	\$70,259	\$79,406	4.36
31-9091	Dental assistants	420	9.26	\$20.60	\$42,839	8.78	\$15.16	\$16.66	\$19.03	\$23.61	\$30.46	\$31,526	\$34,659	\$39,585	\$49,112	\$63,362	0.99

Data unavailable

Occupational Code	Occupational Title	Employment Estimate	Employment Percentage Relative Standard Error	Average Hourly Wage	Average Annual Wage	Wage Percentage Relative Standard Error	10th Percentile (Hourly)	25th Percentile (Hourly)	50th Percentile (Hourly)	75th Percentile (Hourly)	90th Percentile (Hourly)	10th Percentile (Annual)	25th Percentile (Annual)	50th Percentile (Annual)	75th Percentile (Annual)	90th Percentile (Annual)	Location Quotients
31-9092	Medical assistants	750	17.58	\$17.21	\$35,793	2.53	\$13.07	\$14.34	\$16.57	\$19.42	\$23.21	\$27,180	\$29,835	\$34,472	\$40,390	\$48,277	0.93
31-9093	Medical equipment preparers	50	0.00	\$17.49	\$36,380	1.63	\$12.55	\$14.84	\$17.00	\$19.01	\$22.69	\$26,097	\$30,863	\$35,361	\$39,550	\$47,204	0.76
31-9094	Medical transcriptionists	50	34.19	\$16.06	\$33,404	2.60	\$10.87	\$12.35	\$14.59	\$19.57	\$23.54	\$22,610	\$25,693	\$30,337	\$40,709	\$48,958	0.70
31-9095	Pharmacy aides	20	43.07	\$15.51	\$32,257	7.38	\$11.23	\$12.49	\$15.15	\$18.40	\$20.95	\$23,355	\$25,969	\$31,516	\$38,265	\$43,584	#
31-9096	Veterinary assistants and laboratory animal caretakers	#	#	\$13.11	\$27,259	4.19	\$10.55	\$11.77	\$13.26	\$14.52	\$15.28	\$21,949	\$24,485	\$27,584	\$30,209	\$31,784	#
31-9097	Phlebotomists	80	2.61	\$16.59	\$34,500	1.74	\$12.92	\$14.02	\$16.09	\$18.30	\$20.07	\$26,867	\$29,161	\$33,464	\$38,065	\$41,751	0.54
31-9099	Healthcare support workers, all other	170	4.60	\$16.99	\$35,343	3.17	\$13.33	\$14.88	\$17.01	\$18.71	\$19.90	\$27,734	\$30,955	\$35,374	\$38,921	\$41,395	1.49
33-0000	Protective service occupations	2,250	3.56	\$26.87	\$55,886	4.60	\$10.48	\$13.40	\$26.64	\$38.62	\$45.98	\$21,797	\$27,866	\$55,416	\$80,324	\$95,642	0.53
33-1012	First-line supervisors of police and detectives	20	0.00	\$56.98	\$118,516	2.29	\$51.50	\$54.11	\$57.86	\$61.60	\$64.59	\$107,121	\$112,555	\$120,343	\$128,132	\$134,351	#
33-1021	First-line supervisors of fire fighting and prevention workers	90	13.61	\$45.35	\$94,326	3.08	\$32.03	\$40.83	\$46.70	\$52.19	\$58.31	\$66,613	\$84,917	\$97,139	\$108,552	\$121,290	1.24
33-1099	First-line supervisors of protective service workers, all other	40	34.59	\$25.89	\$53,846	8.45	\$16.02	\$17.98	\$22.33	\$31.77	\$43.81	\$33,330	\$37,406	\$46,457	\$66,072	\$91,124	0.41
33-2011	Firefighters	360	9.17	\$31.98	\$66,523	4.07	\$16.83	\$23.37	\$34.26	\$41.02	\$45.81	\$35,013	\$48,614	\$71,255	\$85,330	\$95,281	0.91
33-2021	Fire inspectors and investigators	#	#	\$41.34	\$85,994	7.67	\$24.64	\$28.30	\$41.88	\$56.07	\$61.42	\$51,241	\$58,862	\$87,112	\$116,635	\$127,750	#
33-3021	Detectives and criminal investigators	50	0.00	\$39.58	\$82,316	3.72	\$24.59	\$30.20	\$41.59	\$46.50	\$52.35	\$51,143	\$62,807	\$86,500	\$96,723	\$108,895	0.36
33-3051	Police and sheriff's patrol officers	640	0.14	\$37.25	\$77,472	2.38	\$28.20	\$32.94	\$37.30	\$41.90	\$47.52	\$58,657	\$68,524	\$77,586	\$87,152	\$98,852	0.78
33-9021	Private detectives and investigators	#	#	\$31.97	\$66,499	7.22	\$25.46	\$29.93	\$33.43	\$36.27	\$37.97	\$52,949	\$62,254	\$69,545	\$75,439	\$78,975	#
33-9032	Security guards	290	19.55	\$15.69	\$32,631	6.03	\$10.02	\$12.41	\$13.92	\$15.63	\$22.63	\$20,841	\$25,812	\$28,954	\$32,504	\$47,073	0.21
33-9091	Crossing guards	100	29.37	\$17.63	\$36,670	20.49	\$10.46	\$11.50	\$13.83	\$26.46	\$29.33	\$21,747	\$23,917	\$28,775	\$55,033	\$61,002	1.03
33-9092	Lifeguards, ski patrol, and other recreational protective service workers	370	5.61	\$11.32	\$23,536	2.61	\$9.51	\$9.84	\$10.78	\$11.73	\$13.68	\$19,777	\$20,460	\$22,419	\$24,399	\$28,458	2.05
33-9099	Protective service workers, all other	210	0.22	\$18.99	\$39,491	2.52	\$11.94	\$14.37	\$17.79	\$22.47	\$28.78	\$24,826	\$29,898	\$36,993	\$46,740	\$59,853	1.25
35-0000	Food preparation and serving-related occupations	18,170	2.79	\$13.18	\$27,405	1.90	\$9.38	\$9.70	\$11.63	\$14.80	\$19.16	\$19,516	\$20,180	\$24,198	\$30,779	\$39,844	1.10
35-1011	Chefs and head cooks	220	23.97	\$23.78	\$49,467	4.87	\$14.45	\$18.21	\$21.72	\$25.77	\$35.85	\$30,047	\$37,871	\$45,177	\$53,607	\$74,569	1.32
35-1012	First-line supervisors of food preparation and serving workers	1,150	12.94	\$20.46	\$42,549	2.82	\$13.26	\$15.99	\$19.01	\$25.72	\$29.12	\$27,576	\$33,254	\$39,544	\$53,491	\$60,576	0.99
35-2011	Cooks, fast food	520	42.93	\$11.44	\$23,785	4.61	\$9.54	\$9.86	\$11.17	\$12.83	\$14.28	\$19,851	\$20,510	\$23,242	\$26,690	\$29,694	0.83
35-2012	Cooks, institution and cafeteria	720	10.22	\$15.35	\$31,927	2.22	\$10.95	\$12.50	\$14.71	\$17.77	\$21.06	\$22,779	\$25,993	\$30,595	\$36,971	\$43,798	1.42
35-2014	Cooks, restaurant	2,090	8.31	\$14.49	\$30,148	3.13	\$10.48	\$12.22	\$13.89	\$15.86	\$18.50	\$21,804	\$25,414	\$28,885	\$32,989	\$38,483	1.31
35-2015	Cooks, short order	10	45.84	\$14.81	\$30,795	5.94	\$11.87	\$12.86	\$14.53	\$17.17	\$18.58	\$24,696	\$26,742	\$30,232	\$35,707	\$38,649	#
35-2021	Food preparation workers	920	23.82	\$12.11	\$25,196	3.06	\$9.51	\$9.97	\$11.96	\$13.83	\$15.09	\$19,790	\$20,747	\$24,873	\$28,759	\$31,385	0.88
35-3011	Bartenders	700	13.06	\$14.45	\$30,061	7.76	\$9.33	\$9.50	\$11.86	\$18.34	\$22.99	\$19,401	\$19,766	\$24,676	\$38,151	\$47,815	0.92
35-3021	Combined food preparation and serving workers, including fast food	5,350	12.97	\$11.69	\$24,322	2.20	\$9.44	\$9.75	\$11.00	\$12.66	\$15.28	\$19,625	\$20,279	\$22,879	\$26,330	\$31,786	1.19
35-3022	Counter attendants, cafeteria, food concession, and coffee shop	470	44.78	\$11.66	\$24,243	5.67	\$9.59	\$9.98	\$11.05	\$12.30	\$14.43	\$19,940	\$20,755	\$22,976	\$25,591	\$30,013	0.79
35-3031	Waiters and waitresses	3,590	6.81	\$12.82	\$26,675	6.91	\$9.32	\$9.37	\$9.64	\$15.49	\$19.97	\$19,392	\$19,499	\$20,041	\$32,218	\$41,533	1.11
35-3041	Food servers, nonrestaurant	420	30.24	\$11.26	\$23,421	2.18	\$9.38	\$9.73	\$10.86	\$12.11	\$14.32	\$19,513	\$20,242	\$22,589	\$25,195	\$29,785	1.27
35-9011	Dining room and cafeteria attendants and bartender helpers	600	19.79	\$10.72	\$22,303	3.11	\$9.32	\$9.42	\$9.69	\$11.69	\$13.93	\$19,392	\$19,583	\$20,152	\$24,325	\$28,978	1.09
35-9021	Dishwashers	610	13.88	\$10.98	\$22,840	2.11	\$9.40	\$9.54	\$10.41	\$11.75	\$13.62	\$19,546	\$19,847	\$21,649	\$24,439	\$28,340	0.97
35-9031	Hosts and hostesses, restaurant, lounge, and coffee shop	770	21.21	\$12.41	\$25,808	8.06	\$9.44	\$9.71	\$11.31	\$13.40	\$19.49	\$19,628	\$20,206	\$23,522	\$27,881	\$40,530	1.48
35-9099	Food preparation and serving related workers, all other	30	44.96	\$12.13	\$25,224	6.07	\$9.38	\$9.58	\$10.83	\$14.58	\$18.01	\$19,520	\$19,922	\$22,532	\$30,318	\$37,454	0.44
37-0000	Building and grounds cleaning and maintenance occupations	4,130	4.44	\$15.75	\$32,753	2.37	\$10.55	\$12.17	\$14.46	\$18.23	\$23.12	\$21,948	\$25,313	\$30,084	\$37,918	\$48,091	0.75
37-1011	First-line supervisors of housekeeping and janitorial workers	90	43.87	\$21.65	\$45,042	4.66	\$14.95	\$17.00	\$20.08	\$25.87	\$31.22	\$31,087	\$35,367	\$41,762	\$53,812	\$64,942	0.46
37-1012	First-line supervisors of landscaping, lawn service, and grounds	160	21.34	\$28.07	\$58,390	7.26	\$20.87	\$23.00	\$26.90	\$32.72	\$37.86	\$43,401	\$47,849	\$55,945	\$68,053	\$78,745	1.31
37-2011	Janitors and cleaners, except maids and housekeeping cleaners	1,810	9.96	\$14.30	\$29,739	2.98	\$10.28	\$11.74	\$13.68	\$16.34	\$19.29	\$21,376	\$24,409	\$28,463	\$33,980	\$40,126	0.67
37-2012	Maids and housekeeping cleaners	520	20.52	\$12.58	\$26,156	2.62	\$9.91	\$10.58	\$11.70	\$14.17	\$17.47	\$20,620	\$22,011	\$24,329	\$29,466	\$36,329	0.45
37-2019	Building cleaning workers, all other	#	#	\$20.49	\$42,611	5.66	\$14.39	\$16.26	\$17.99	\$25.48	\$32.46	\$29,938	\$33,819	\$37,413	\$52,990	\$67,510	#
37-3011	Landscaping and groundskeeping workers	1,320	11.43	\$16.07	\$33,428	3.17	\$11.91	\$13.14	\$15.02	\$18.64	\$22.57	\$24,765	\$27,329	\$31,239	\$38,777	\$46,943	1.15

Data unavailable

Occupational Code	Occupational Title	Employment Estimate	Employment Percentage Relative Standard Error	Average Hourly Wage	Average Annual Wage	Wage Percentage Relative Standard Error	10th Percentile (Hourly)	25th Percentile (Hourly)	50th Percentile (Hourly)	75th Percentile (Hourly)	90th Percentile (Hourly)	10th Percentile (Annual)	25th Percentile (Annual)	50th Percentile (Annual)	75th Percentile (Annual)	90th Percentile (Annual)	Location Quotients
39-0000	Personal care and service occupations	5,360	4.04	\$17.75	\$36,914	3.82	\$9.62	\$11.18	\$14.48	\$21.60	\$31.47	\$20,013	\$23,245	\$30,129	\$44,935	\$65,457	0.83
39-1021	First-line supervisors of personal service workers	270	11.85	\$20.97	\$43,615	3.24	\$13.04	\$15.86	\$18.63	\$24.93	\$33.42	\$27,119	\$32,998	\$38,758	\$51,850	\$69,508	1.02
39-2011	Animal trainers	30	7.29	\$16.31	\$33,919	9.60	\$9.57	\$12.26	\$14.37	\$17.95	\$25.63	\$19,913	\$25,501	\$29,888	\$37,341	\$53,309	1.93
39-2021	Nonfarm animal caretakers	430	10.94	\$13.94	\$28,988	8.10	\$9.42	\$9.71	\$11.83	\$15.86	\$22.38	\$19,593	\$20,203	\$24,603	\$32,985	\$46,541	1.79
39-3091	Amusement and recreation attendants	340	14.51	\$12.55	\$26,094	3.09	\$9.44	\$9.66	\$10.80	\$13.77	\$18.06	\$19,627	\$20,100	\$22,474	\$28,644	\$37,574	0.87
39-5012	Hairdressers, hairstylists, and cosmetologists	650	18.36	\$21.69	\$45,121	15.59	\$9.44	\$9.73	\$18.06	\$32.82	\$37.27	\$19,638	\$20,233	\$37,563	\$68,268	\$77,532	1.48
39-5092	Manicurists and pedicurists	#	#	\$21.62	\$44,974	8.40	\$14.97	\$16.99	\$19.39	\$27.86	\$30.36	\$31,134	\$35,337	\$40,340	\$57,950	\$63,139	#
39-5094	Skincare specialists	180	45.27	\$24.23	\$50,400	9.09	\$14.54	\$20.09	\$26.11	\$28.90	\$30.55	\$30,252	\$41,792	\$54,312	\$60,102	\$63,552	3.12
39-7010	Tour and travel guides	60	25.51	\$13.18	\$27,418	12.23	\$10.11	\$10.69	\$11.65	\$15.33	\$20.06	\$21,037	\$22,234	\$24,229	\$31,887	\$41,717	0.96
39-9011	Childcare workers	520	7.85	\$13.99	\$29,104	3.03	\$9.53	\$10.29	\$13.08	\$16.29	\$19.57	\$19,827	\$21,402	\$27,204	\$33,877	\$40,710	0.75
39-9021	Personal care aides	1,470	8.30	\$13.52	\$28,123	2.83	\$9.96	\$11.24	\$13.01	\$14.74	\$17.80	\$20,718	\$23,385	\$27,065	\$30,660	\$37,026	0.58
39-9031	Fitness trainers and aerobics instructors	810	11.34	\$28.40	\$59,072	3.67	\$16.75	\$21.28	\$27.47	\$34.65	\$41.16	\$34,849	\$44,260	\$57,147	\$72,070	\$85,623	2.32
39-9032	Recreation workers	280	18.87	\$13.77	\$28,638	2.68	\$9.36	\$10.31	\$12.23	\$15.37	\$21.14	\$19,478	\$21,449	\$25,443	\$31,979	\$43,976	0.64
39-9041	Residential advisors	10	21.68	\$17.68	\$36,783	6.60	\$9.30	\$9.96	\$19.95	\$22.95	\$24.77	\$19,353	\$20,715	\$41,496	\$47,744	\$51,526	#
39-9099	Personal care and service workers, all other	30	34.42	\$18.36	\$38,179	3.14	\$12.79	\$14.64	\$17.71	\$21.18	\$23.89	\$26,594	\$30,448	\$36,842	\$44,063	\$49,697	0.42
41-0000	Sales and related occupations	18,100	3.07	\$24.64	\$51,254	3.30	\$9.49	\$11.17	\$17.44	\$29.51	\$49.45	\$19,745	\$23,231	\$36,274	\$61,373	\$102,854	1.00
41-1011	First-line supervisors of retail sales workers	1,070	7.30	\$25.23	\$52,481	4.14	\$14.67	\$17.71	\$22.49	\$29.34	\$37.27	\$30,506	\$36,832	\$46,778	\$61,030	\$77,517	0.71
41-1012	First-line supervisors of non-retail sales workers	360	10.93	\$34.52	\$71,796	4.88	\$16.61	\$21.42	\$30.38	\$45.10	\$58.62	\$34,548	\$44,559	\$63,186	\$93,801	\$121,933	1.13
41-2011	Cashiers	2,890	13.55	\$12.35	\$25,685	3.61	\$9.32	\$9.48	\$10.75	\$13.00	\$18.34	\$19,380	\$19,709	\$22,364	\$27,048	\$38,153	0.65
41-2021	Counter and rental clerks	900	15.34	\$17.26	\$35,900	5.84	\$9.38	\$10.93	\$15.30	\$21.74	\$29.54	\$19,508	\$22,736	\$31,814	\$45,228	\$61,449	1.61
41-2022	Parts salespersons	110	16.28	\$20.43	\$42,499	5.99	\$13.22	\$16.05	\$19.29	\$24.28	\$28.80	\$27,502	\$33,393	\$40,125	\$50,510	\$59,911	0.35
41-2031	Retail salespersons	5,390	6.25	\$15.27	\$31,762	3.52	\$9.42	\$10.31	\$11.94	\$16.59	\$25.74	\$19,589	\$21,452	\$24,843	\$34,505	\$53,548	0.97
41-3011	Advertising sales agents	220	23.86	\$25.29	\$52,600	8.05	\$15.97	\$18.63	\$23.48	\$30.91	\$37.55	\$33,215	\$38,755	\$48,848	\$64,283	\$78,095	1.26
41-3021	Insurance sales agents	430	17.44	\$21.62	\$44,974	13.84	\$9.35	\$15.31	\$18.44	\$27.16	\$32.23	\$19,452	\$31,835	\$38,347	\$56,484	\$67,036	0.89
41-3031	Securities, commodities, and financial services sales agents	710	14.39	\$44.21	\$91,947	14.85	\$16.07	\$20.05	\$29.51	\$64.76	\$90.24	\$33,419	\$41,704	\$61,388	\$134,695	\$187,708	1.46
41-3041	Travel agents	100	15.10	\$19.06	\$39,643	14.89	\$9.30	\$9.31	\$13.65	\$21.82	\$37.54	\$19,352	\$19,363	\$28,396	\$45,395	\$78,082	1.17
41-3099	Sales representatives, services, all other	2,180	6.40	\$30.77	\$64,003	3.46	\$12.90	\$18.28	\$25.61	\$38.43	\$54.35	\$26,832	\$38,015	\$53,266	\$79,925	\$113,044	1.73
41-4011	Sales representatives, wholesale and manufacturing, technical and scientific products	470	16.49	\$43.59	\$90,672	4.70	\$19.85	\$29.85	\$41.98	\$55.98	\$71.95	\$41,278	\$62,079	\$87,317	\$116,446	\$149,666	1.14
41-4012	Sales representatives, wholesale and manufacturing, except technical and scientific products	2,050	8.29	\$40.46	\$84,149	6.38	\$14.27	\$22.36	\$31.00	\$47.18	\$72.77	\$29,673	\$46,499	\$64,470	\$98,128	\$151,367	1.17
41-9021	Real estate brokers	#	#	\$35.39	\$73,616	28.76	\$12.86	\$14.07	\$38.76	\$55.75	\$60.90	\$26,741	\$29,273	\$80,611	\$115,960	\$126,681	#
41-9022	Real estate sales agents	340	18.45	\$30.04	\$62,491	15.74	\$15.52	\$18.10	\$23.65	\$44.31	\$49.67	\$32,286	\$37,658	\$49,189	\$92,156	\$103,309	1.82
41-9031	Sales engineers	520	8.15	\$63.51	\$132,098	5.90	\$34.19	\$44.90	\$58.31	\$74.77	\$96.05	\$71,108	\$93,400	\$121,290	\$155,522	\$199,784	5.89
41-9041	Telemarketers	80	15.26	\$16.41	\$34,136	6.91	\$12.10	\$13.04	\$14.59	\$18.22	\$22.57	\$25,176	\$27,117	\$30,338	\$37,891	\$46,949	0.35
41-9099	Sales and related workers, all other	170	12.73	\$23.02	\$47,873	4.38	\$14.70	\$16.94	\$20.36	\$25.10	\$34.18	\$30,567	\$35,245	\$42,359	\$52,209	\$71,098	1.42
43-0000	Office and administrative support occupations	22,880	2.57	\$19.65	\$40,864	1.11	\$10.96	\$14.05	\$18.30	\$23.85	\$29.80	\$22,800	\$29,228	\$38,063	\$49,603	\$61,974	0.83
43-1011	First-line supervisors of office and administrative support workers	1,160	4.04	\$28.70	\$59,694	2.03	\$17.78	\$21.88	\$27.48	\$34.26	\$42.78	\$36,977	\$45,500	\$57,151	\$71,268	\$88,983	0.64
43-2011	Switchboard operators, including answering service	20	28.97	\$14.66	\$30,486	4.77	\$10.53	\$13.05	\$14.88	\$16.90	\$18.29	\$21,906	\$27,138	\$30,943	\$35,158	\$38,049	#
43-3011	Bill and account collectors	110	19.94	\$22.70	\$47,210	6.64	\$15.80	\$17.31	\$19.90	\$24.05	\$37.81	\$32,862	\$36,006	\$41,402	\$50,027	\$78,652	0.32
43-3021	Billing and posting clerks and machine operators	310	11.23	\$19.08	\$39,692	2.99	\$12.83	\$15.22	\$18.00	\$22.26	\$28.27	\$26,694	\$31,663	\$37,450	\$46,297	\$58,799	0.52
43-3031	Bookkeeping, accounting, and auditing clerks	1,810	8.34	\$22.56	\$46,924	2.99	\$12.95	\$16.84	\$21.55	\$26.63	\$32.00	\$26,933	\$35,029	\$44,832	\$55,385	\$66,560	0.95
43-3051	Payroll and timekeeping clerks	110	10.48	\$24.55	\$51,057	2.12	\$16.83	\$20.63	\$24.70	\$28.95	\$32.00	\$35,004	\$42,902	\$51,375	\$60,224	\$66,557	0.56
43-3061	Procurement clerks	50	20.63	\$26.23	\$54,566	4.15	\$15.45	\$21.07	\$24.56	\$32.98	\$38.18	\$32,130	\$43,834	\$51,088	\$68,598	\$79,407	0.56
43-3071	Tellers	450	18.48	\$14.32	\$29,791	4.66	\$10.51	\$12.42	\$13.87	\$15.77	\$19.07	\$21,860	\$25,842	\$28,850	\$32,800	\$39,671	0.73
43-3099	Financial clerks, all other	80	9.08	\$20.63	\$42,902	4.04	\$15.84	\$16.95	\$18.80	\$21.94	\$24.30	\$32,945	\$35,257	\$39,111	\$45,629	\$50,552	2.02
43-4011	Brokerage clerks	#	#	\$25.55	\$53,143	4.56	\$13.95	\$20.10	\$23.81	\$30.16	\$37.22	\$29,010	\$41,805	\$49,534	\$62,728	\$77,421	#
43-4031	Court, municipal, and license clerks	220	3.74	\$21.96	\$45,686	1.42	\$15.38	\$18.84	\$21.77	\$25.03	\$28.98	\$31,984	\$39,178	\$45,291	\$62,052	\$60,279	1.32
43-4041	Credit authorizers, checkers, and clerks	20	25.31	\$22.28	\$46,343	9.29	\$15.80	\$16.73	\$18.28	\$21.46	\$42.68	\$32,858	\$34,799	\$38,020	\$44,633	\$88,779	#
43-4051	Customer service representatives	2,200	8.63	\$18.36	\$38,180	2.76	\$9.92	\$12.30	\$16.81	\$22.60	\$29.21	\$20,632	\$25,579	\$34,972	\$47,011	\$60,751	0.63
43-4061	Eligibility interviewers, government programs	110	0.38	\$21.17	\$44,030	2.68	\$16.65	\$18.36	\$21.08	\$23.88	\$26.34	\$34,629	\$38,197	\$43,855	\$49,662	\$54,789	0.60
43-4071	File clerks	180	22.17	\$15.12	\$31,458	5.21	\$9.99	\$11.45	\$15.28	\$18.17	\$20.24	\$20,774	\$23,810	\$31,777	\$37,786	\$42,103	1.23

Data unavailable

Occupational Code	Occupational Title	Employment Estimate	Employment Percentage Relative Standard Error	Average Hourly Wage	Average Annual Wage	Wage Percentage Relative Standard Error	10th Percentile (Hourly)	25th Percentile (Hourly)	50th Percentile (Hourly)	75th Percentile (Hourly)	90th Percentile (Hourly)	10th Percentile (Annual)	25th Percentile (Annual)	50th Percentile (Annual)	75th Percentile (Annual)	90th Percentile (Annual)	Location Quotients
43-4081	Hotel, motel, and resort desk clerks	270	33.44	\$12.77	\$26,552	3.12	\$10.02	\$10.84	\$12.21	\$14.41	\$16.87	\$20,845	\$22,554	\$25,395	\$29,968	\$35,080	0.85
43-4111	Interviewers, except eligibility and loan	450	23.82	\$16.54	\$34,395	3.34	\$10.35	\$13.00	\$16.63	\$18.73	\$23.01	\$21,521	\$27,040	\$34,581	\$38,954	\$47,865	1.91
43-4121	Library assistants, clerical	80	0.00	\$16.02	\$33,315	2.88	\$9.45	\$9.67	\$16.91	\$21.59	\$23.70	\$19,653	\$20,117	\$35,177	\$44,908	\$49,298	0.69
43-4131	Loan interviewers and clerks	100	27.79	\$23.50	\$48,880	6.32	\$15.28	\$17.99	\$24.70	\$28.86	\$31.35	\$31,785	\$37,417	\$51,377	\$60,025	\$65,203	0.36
43-4151	Order clerks	310	10.00	\$19.32	\$40,187	3.06	\$13.77	\$16.40	\$19.17	\$22.56	\$25.68	\$28,641	\$34,122	\$39,881	\$46,924	\$53,409	1.48
43-4161	Human resources assistants, except payroll and timekeeping	110	9.61	\$22.35	\$46,483	1.80	\$16.55	\$19.55	\$22.30	\$25.22	\$29.10	\$34,418	\$40,672	\$46,375	\$52,458	\$60,528	0.63
43-4171	Receptionists and information clerks	1,580	10.21	\$14.89	\$30,968	2.19	\$10.03	\$11.87	\$14.81	\$17.55	\$19.75	\$20,856	\$24,694	\$30,798	\$36,513	\$41,075	1.24
43-4199	Information and record clerks, all other	610	4.45	\$20.56	\$42,756	2.13	\$13.26	\$15.98	\$18.90	\$24.19	\$29.64	\$27,578	\$33,246	\$39,311	\$50,307	\$61,655	3.04
43-5011	Cargo and freight agents	#	#	\$21.16	\$44,003	2.47	\$16.41	\$17.67	\$19.98	\$24.46	\$28.69	\$34,129	\$36,763	\$41,557	\$50,883	\$59,679	#
43-5031	Police, fire, and ambulance dispatchers	90	0.00	\$24.83	\$51,653	1.65	\$20.34	\$21.67	\$23.88	\$27.82	\$31.22	\$42,305	\$45,070	\$49,678	\$57,875	\$64,942	0.75
43-5032	Dispatchers, except police, fire, and ambulance	130	10.70	\$21.51	\$44,744	4.20	\$13.74	\$16.02	\$20.66	\$26.62	\$30.90	\$28,571	\$33,323	\$42,964	\$55,361	\$64,262	0.54
43-5041	Meter readers, utilities	40	22.55	\$16.75	\$34,836	\$7.05	\$13.06	\$13.74	\$14.88	\$18.29	\$24.18	\$27,163	\$28,584	\$30,953	\$38,052	\$50,296	1.06
43-5051	Postal service clerks	70	0.00	\$25.09	\$52,197	#	\$19.02	\$20.40	\$28.15	\$28.16	\$28.74	\$39,571	\$42,423	\$58,558	\$58,568	\$59,781	0.70
43-5052	Postal service mail carriers	490	0.00	\$23.91	\$49,723	#	\$16.07	\$17.41	\$26.63	\$28.78	\$30.08	\$33,420	\$36,209	\$55,401	\$59,855	\$62,564	1.16
43-5053	Postal service mail sorters, processors, and processing machine operators	40	0.00	\$22.39	\$46,563	#	\$16.62	\$16.63	\$19.47	\$28.16	\$28.74	\$34,574	\$34,580	\$40,508	\$58,566	\$59,783	0.29
43-5061	Production, planning, and expediting clerks	230	7.68	\$28.09	\$58,425	2.59	\$17.30	\$20.82	\$26.76	\$32.83	\$43.03	\$35,984	\$43,315	\$55,671	\$68,279	\$89,511	0.55
43-5071	Shipping, receiving, and traffic clerks	790	7.06	\$17.80	\$37,022	2.37	\$11.87	\$13.62	\$16.80	\$21.48	\$26.51	\$24,684	\$28,334	\$34,937	\$44,686	\$55,135	0.94
43-5081	Stock clerks and order fillers	2,070	10.32	\$14.67	\$30,510	1.95	\$9.60	\$10.91	\$13.51	\$17.41	\$21.72	\$19,976	\$22,683	\$28,102	\$36,208	\$45,172	0.81
43-5111	Weighers, measurers, checkers, and samplers, recordkeeping	50	38.29	\$18.31	\$38,082	5.11	\$13.79	\$15.53	\$17.08	\$18.63	\$26.93	\$28,684	\$32,295	\$35,536	\$38,759	\$56,023	0.51
43-6011	Executive secretaries and executive administrative assistants	1,220	12.39	\$26.58	\$55,296	2.60	\$19.62	\$21.86	\$25.69	\$30.60	\$36.63	\$40,812	\$45,471	\$53,437	\$63,651	\$76,191	1.64
43-6012	Legal secretaries	100	29.88	\$26.11	\$54,312	8.34	\$18.11	\$20.00	\$22.77	\$32.14	\$41.32	\$37,674	\$41,595	\$47,357	\$66,843	\$85,944	0.42
43-6013	Medical secretaries	550	20.22	\$19.60	\$40,770	4.75	\$12.96	\$14.91	\$19.51	\$23.26	\$27.68	\$26,964	\$31,006	\$40,579	\$48,373	\$57,567	0.76
43-6014	Secretaries and administrative assistants, except legal, medical,	2,780	6.62	\$18.62	\$38,739	1.65	\$11.16	\$14.78	\$18.34	\$22.73	\$25.88	\$23,203	\$30,734	\$38,148	\$47,287	\$53,834	0.99
43-9011	Computer operators	20	32.37	\$25.02	\$52,042	5.49	\$14.46	\$20.81	\$24.90	\$30.13	\$35.05	\$30,086	\$43,287	\$51,794	\$62,660	\$72,910	#
43-9021	Data entry keyers	240	8.26	\$18.21	\$37,874	2.90	\$13.84	\$15.90	\$17.88	\$20.81	\$23.79	\$28,792	\$33,066	\$37,195	\$43,291	\$49,478	1.09
43-9031	Desktop publishers	10	28.07	\$30.28	\$62,992	3.48	\$19.63	\$27.47	\$30.96	\$34.86	\$37.59	\$40,835	\$57,145	\$64,399	\$72,513	\$78,197	#
43-9051	Mail clerks and mail machine operators, except postal service	90	29.04	\$13.20	\$27,447	9.35	\$9.37	\$9.48	\$12.96	\$15.28	\$18.65	\$19,491	\$19,712	\$26,947	\$31,777	\$38,800	0.87
43-9061	Office clerks, general	2,910	7.69	\$19.40	\$40,344	2.55	\$10.95	\$13.65	\$17.66	\$23.52	\$30.66	\$22,771	\$28,402	\$36,741	\$48,916	\$63,766	0.78
43-9071	Office machine operators, except computer	60	10.97	\$19.98	\$41,565	2.74	\$9.81	\$16.29	\$18.76	\$23.98	\$30.22	\$20,397	\$33,893	\$39,024	\$49,884	\$62,859	0.83
43-9199	Office and administrative support workers, all other	100	14.28	\$15.42	\$32,066	3.21	\$9.66	\$11.38	\$14.26	\$17.85	\$22.75	\$20,093	\$23,666	\$29,657	\$37,132	\$47,321	0.39
45-0000	Farming, fishing, and forestry occupations	390	18.25	\$15.39	\$32,019	5.03	\$9.45	\$10.10	\$13.85	\$18.59	\$24.88	\$19,661	\$21,003	\$28,798	\$38,671	\$51,744	0.67
45-1011	First-line supervisors of farming, fishing, and forestry workers	10	19.25	\$28.19	\$58,630	7.36	\$13.86	\$18.66	\$27.98	\$32.35	\$45.84	\$28,831	\$38,819	\$58,190	\$67,280	\$95,349	#
45-2092	Farmworkers and laborers, crop, nursery, and greenhouse	320	22.06	\$15.14	\$31,485	5.83	\$9.45	\$9.67	\$13.75	\$18.36	\$24.59	\$19,650	\$20,118	\$28,598	\$38,198	\$51,144	0.90
45-2093	Farmworkers, farm, ranch, and aquacultural animals	60	17.94	\$13.56	\$28,210	5.17	\$9.42	\$10.50	\$12.74	\$15.81	\$18.69	\$19,603	\$21,834	\$26,503	\$32,885	\$38,868	1.27
47-0000	Construction and extraction occupations	4,390	6.91	\$23.46	\$48,801	1.81	\$14.37	\$17.50	\$22.20	\$28.47	\$35.92	\$29,890	\$36,403	\$46,179	\$59,227	\$74,705	0.61
47-1011	First-line supervisors of construction trades and extraction work	520	10.12	\$33.10	\$68,854	4.85	\$18.53	\$26.45	\$32.59	\$41.30	\$46.97	\$38,547	\$55,020	\$67,781	\$85,900	\$97,700	0.74
47-2031	Carpenters	730	19.43	\$21.06	\$43,803	5.12	\$13.38	\$16.27	\$19.34	\$24.59	\$32.07	\$27,833	\$33,852	\$40,232	\$51,156	\$66,705	0.84
47-2051	Cement masons and concrete finishers	50	20.86	\$18.01	\$37,457	6.45	\$9.65	\$14.77	\$18.37	\$21.93	\$24.72	\$20,075	\$30,720	\$38,200	\$45,616	\$51,407	0.22
47-2061	Construction laborers	730	8.09	\$18.25	\$37,950	4.10	\$9.64	\$15.26	\$18.41	\$22.14	\$25.01	\$20,046	\$31,736	\$38,297	\$46,044	\$52,011	0.60
47-2071	Paving, surfacing, and tamping equipment operators	120	18.20	\$22.89	\$47,603	2.92	\$18.20	\$20.62	\$22.83	\$25.04	\$29.08	\$37,852	\$42,898	\$47,493	\$52,089	\$60,494	1.91
47-2073	Operating engineers and other construction equipment operators	240	21.72	\$24.20	\$50,346	3.99	\$17.14	\$20.30	\$23.63	\$27.95	\$33.21	\$35,653	\$42,233	\$49,144	\$58,134	\$69,070	0.53
47-2111	Electricians	460	18.03	\$27.78	\$57,787	3.76	\$16.56	\$23.68	\$28.18	\$33.08	\$38.04	\$34,437	\$49,255	\$58,623	\$68,803	\$79,116	0.59
47-2141	Painters, construction and maintenance	170	34.42	\$19.85	\$41,280	5.27	\$15.70	\$17.21	\$19.75	\$22.57	\$24.39	\$32,650	\$35,798	\$41,084	\$46,936	\$50,735	0.60
47-2152	Plumbers, pipefitters, and steamfitters	420	34.16	\$26.21	\$54,516	3.24	\$17.18	\$20.54	\$24.81	\$31.43	\$37.97	\$35,736	\$42,717	\$51,597	\$65,382	\$78,968	0.79
47-2181	Roofers	140	2.03	\$21.02	\$43,721	5.52	\$13.96	\$16.73	\$20.64	\$25.55	\$29.31	\$29,031	\$34,807	\$42,932	\$53,153	\$60,957	0.93
47-2211	Sheet metal workers	#	#	\$19.86	\$41,318	4.38	\$13.71	\$16.26	\$18.67	\$23.36	\$28.09	\$28,525	\$33,824	\$38,829	\$48,594	\$58,418	#

Data unavailable

Occupational Code	Occupational Title	Employment Estimate	Employment Percentage Relative Standard Error	Average Hourly Wage	Average Annual Wage	Wage Percentage Relative Standard Error	10th Percentile (Hourly)	25th Percentile (Hourly)	50th Percentile (Hourly)	75th Percentile (Hourly)	90th Percentile (Hourly)	10th Percentile (Annual)	25th Percentile (Annual)	50th Percentile (Annual)	75th Percentile (Annual)	90th Percentile (Annual)	Location Quotients
47-3012	Helpers--carpenters	50	21.86	\$15.27	\$31,761	4.10	\$12.92	\$13.76	\$15.16	\$17.00	\$18.40	\$26,869	\$28,630	\$31,530	\$35,351	\$38,269	1.21
47-4011	Construction and building inspectors	80	9.95	\$29.44	\$61,241	2.09	\$20.96	\$25.66	\$28.82	\$33.16	\$38.89	\$43,596	\$53,372	\$59,935	\$68,981	\$80,891	0.68
47-4051	Highway maintenance workers	110	0.00	\$21.20	\$44,091	1.77	\$16.62	\$18.50	\$21.28	\$23.23	\$26.37	\$34,566	\$38,483	\$44,266	\$48,314	\$54,840	0.60
49-0000	Installation, maintenance, and repair occupations	4,550	6.25	\$23.70	\$49,300	1.83	\$12.72	\$16.88	\$22.92	\$29.14	\$36.38	\$26,462	\$35,116	\$47,681	\$60,605	\$75,676	0.66
49-1011	First-line supervisors of mechanics, installers, and repairers	350	14.67	\$35.11	\$73,032	2.72	\$24.93	\$27.53	\$32.68	\$40.72	\$48.80	\$51,864	\$57,258	\$67,973	\$84,690	\$101,503	0.61
49-2011	Computer, automated teller, and office machine repairers	130	19.11	\$22.55	\$46,904	7.41	\$12.11	\$16.34	\$21.75	\$28.83	\$35.19	\$25,184	\$33,983	\$45,240	\$59,968	\$73,193	1.04
49-2022	Telecommunications equipment installers and repairers, except line installers	230	40.03	\$26.35	\$54,799	7.18	\$17.32	\$19.90	\$24.91	\$33.48	\$37.64	\$36,034	\$41,387	\$51,808	\$69,642	\$78,287	0.77
49-2092	Electric motor, power tool, and related repairers	#	#	\$21.18	\$44,055	2.95	\$15.92	\$17.45	\$20.44	\$24.84	\$28.82	\$33,117	\$36,305	\$42,519	\$51,662	\$59,945	#
49-2094	Electrical and electronics repairers, commercial and industrial equipment	190	20.39	\$26.84	\$55,833	2.23	\$20.04	\$23.13	\$26.80	\$30.16	\$35.21	\$41,677	\$48,108	\$55,739	\$62,734	\$73,230	2.39
49-2098	Security and fire alarm systems installers	10	22.66	\$23.62	\$49,127	3.70	\$19.40	\$20.96	\$23.55	\$26.95	\$29.37	\$40,350	\$43,590	\$48,991	\$56,052	\$61,093	#
49-3011	Aircraft mechanics and service technicians	30	32.52	\$29.26	\$60,858	5.21	\$14.31	\$20.48	\$28.24	\$33.94	\$38.61	\$29,764	\$42,590	\$58,750	\$70,590	\$80,311	#
49-3021	Automotive body and related repairers	140	22.04	\$20.07	\$41,748	14.41	\$9.42	\$10.62	\$17.38	\$23.19	\$36.33	\$19,602	\$22,080	\$36,146	\$48,245	\$75,567	0.76
49-3023	Automotive service technicians and mechanics	740	19.66	\$22.17	\$46,110	4.49	\$13.22	\$16.62	\$21.38	\$27.08	\$30.65	\$27,490	\$34,567	\$44,465	\$56,319	\$63,745	0.93
49-3031	Bus and truck mechanics and diesel engine specialists	80	6.03	\$26.05	\$54,187	2.22	\$20.68	\$22.67	\$25.98	\$29.30	\$31.27	\$43,005	\$47,148	\$54,040	\$60,943	\$65,035	0.26
49-3042	Mobile heavy equipment mechanics, except engines	60	8.56	\$25.53	\$53,093	3.76	\$16.57	\$21.14	\$26.36	\$30.18	\$34.44	\$34,472	\$43,969	\$54,824	\$62,765	\$71,634	0.37
49-3052	Motorcycle mechanics	#	#	\$21.51	\$44,744	18.07	\$9.48	\$16.34	\$20.75	\$23.70	\$28.88	\$19,714	\$33,987	\$43,167	\$49,286	\$60,074	#
49-3091	Bicycle repairers	30	48.51	\$14.56	\$30,293	2.33	\$12.09	\$12.85	\$14.10	\$16.18	\$18.12	\$25,145	\$26,722	\$29,331	\$33,661	\$37,691	#
49-3093	Tire repairers and changers	220	27.96	\$13.61	\$28,310	2.97	\$10.61	\$12.15	\$13.27	\$14.41	\$15.25	\$22,064	\$25,265	\$27,605	\$29,972	\$31,730	1.51
49-9012	Control and valve installers and repairers, except mechanical door	#	#	\$27.97	\$58,181	4.40	\$18.28	\$22.89	\$27.81	\$31.29	\$38.97	\$38,025	\$47,601	\$57,850	\$65,079	\$81,051	#
49-9021	Heating, air conditioning, and refrigeration mechanics and installers	270	24.18	\$25.68	\$53,408	3.22	\$17.40	\$20.67	\$24.98	\$30.06	\$35.92	\$36,200	\$42,997	\$51,965	\$62,524	\$74,708	0.70
49-9031	Home appliance repairers	#	#	\$23.04	\$47,930	8.05	\$16.24	\$18.42	\$22.82	\$27.65	\$30.85	\$33,784	\$38,314	\$47,459	\$57,519	\$64,170	#
49-9041	Industrial machinery mechanics	170	15.07	\$26.74	\$55,612	3.76	\$17.96	\$22.04	\$26.63	\$31.39	\$37.06	\$37,356	\$45,851	\$55,392	\$65,296	\$77,092	0.39
49-9043	Maintenance workers, machinery	50	48.84	\$26.34	\$54,785	5.14	\$17.27	\$20.80	\$27.17	\$30.79	\$35.79	\$35,928	\$43,268	\$56,522	\$64,034	\$74,435	0.44
49-9051	Electrical power-line installers and repairers	70	39.97	\$38.23	\$79,525	3.78	\$26.57	\$31.04	\$40.62	\$46.06	\$49.30	\$55,274	\$64,564	\$84,493	\$95,803	\$102,547	0.46
49-9062	Medical equipment repairers	#	#	\$24.95	\$51,895	8.51	\$13.87	\$20.33	\$24.80	\$30.12	\$35.79	\$28,839	\$42,286	\$51,580	\$62,643	\$74,447	#
49-9071	Maintenance and repair workers, general	1,110	10.00	\$21.59	\$44,905	3.78	\$10.05	\$16.06	\$21.07	\$26.38	\$32.65	\$20,914	\$33,407	\$43,826	\$54,880	\$67,922	0.66
49-9094	Locksmiths and safe repairers	#	#	\$19.35	\$40,249	5.33	\$13.05	\$14.32	\$20.28	\$23.46	\$26.63	\$27,136	\$29,790	\$42,189	\$48,791	\$55,381	#
49-9098	Helpers--installation, maintenance, and repair workers	20	25.02	\$17.23	\$35,837	2.90	\$12.09	\$14.85	\$16.94	\$18.78	\$24.60	\$25,145	\$30,882	\$35,237	\$39,066	\$51,166	#
49-9099	Installation, maintenance, and repair workers, all other	190	47.56	\$17.87	\$37,160	5.91	\$10.70	\$12.25	\$16.79	\$21.42	\$28.77	\$22,264	\$25,487	\$34,924	\$44,553	\$59,848	0.98
51-0000	Production occupations	8,360	3.45	\$19.39	\$40,321	1.75	\$10.88	\$13.24	\$17.17	\$23.67	\$30.55	\$22,623	\$27,545	\$35,710	\$49,243	\$63,552	0.74
51-1011	First-line supervisors of production and operating workers	630	6.43	\$32.48	\$67,564	2.77	\$19.19	\$22.40	\$30.06	\$38.95	\$50.26	\$39,919	\$46,597	\$62,533	\$81,024	\$104,531	0.82
51-2028	Electrical, electronic, and electromechanical assemblers, except coil winders, tapers, and finishers	980	9.88	\$18.65	\$38,796	2.89	\$11.84	\$14.08	\$17.65	\$22.71	\$27.67	\$24,628	\$29,293	\$36,722	\$47,234	\$57,553	2.97
51-2041	Structural metal fabricators and fitters	20	36.84	\$21.53	\$44,791	2.78	\$15.56	\$17.88	\$21.28	\$25.76	\$29.05	\$32,364	\$37,197	\$44,258	\$53,582	\$60,433	#
51-2098	Assemblers and fabricators, all other, including team assemblers	1,080	8.76	\$16.10	\$33,489	4.75	\$10.46	\$11.83	\$14.10	\$18.91	\$25.75	\$21,751	\$24,614	\$29,323	\$39,338	\$53,566	0.66
51-3011	Bakers	280	19.57	\$13.23	\$27,529	3.90	\$9.62	\$10.59	\$12.64	\$15.39	\$17.94	\$20,008	\$22,029	\$26,290	\$32,002	\$37,313	1.24
51-3021	Butchers and meat cutters	160	20.67	\$16.71	\$34,751	4.85	\$9.99	\$12.78	\$16.02	\$20.61	\$24.29	\$20,774	\$26,582	\$33,320	\$42,873	\$50,526	0.95
51-3023	Slaughtering and meat packers	#	#	\$12.57	\$26,141	9.74	\$9.39	\$10.16	\$11.45	\$15.06	\$17.74	\$19,521	\$21,141	\$23,820	\$31,325	\$36,905	#
51-3091	Food and tobacco roasting, baking, and drying machine operators and tenders	20	44.20	\$17.14	\$35,657	13.76	\$9.56	\$9.99	\$14.11	\$24.20	\$28.97	\$19,878	\$20,779	\$29,358	\$50,332	\$60,255	#
51-3092	Food batchmakers	330	20.62	\$14.48	\$30,113	4.46	\$10.32	\$11.91	\$13.75	\$16.18	\$18.46	\$21,456	\$24,769	\$28,606	\$33,652	\$38,393	1.72
51-3099	Food processing workers, all other	70	28.21	\$13.27	\$27,599	6.97	\$9.96	\$10.97	\$13.13	\$15.15	\$17.56	\$20,707	\$22,823	\$27,317	\$31,521	\$36,521	1.28
51-4011	Computer-controlled machine tool operators, metal and plastic	100	11.69	\$21.05	\$43,778	3.99	\$14.14	\$16.59	\$19.48	\$23.64	\$31.22	\$29,411	\$34,507	\$40,519	\$49,175	\$64,932	0.57
51-4031	Cutting, punching, and press machine setters, operators, and tenders, metal and plastic	#	#	\$16.19	\$33,668	3.03	\$12.67	\$14.01	\$16.29	\$18.18	\$19.81	\$26,351	\$29,144	\$33,889	\$37,822	\$41,202	#
51-4032	Drilling and boring machine tool setters, operators, and tenders, metal and plastic	60	40.46	\$21.11	\$43,906	4.54	\$14.09	\$17.47	\$21.30	\$24.65	\$28.62	\$29,312	\$36,335	\$44,298	\$51,271	\$59,536	4.57

Data unavailable

Occupational Code	Occupational Title	Employment Estimate	Employment Percentage Relative Standard Error	Average Hourly Wage	Average Annual Wage	Wage Percentage Relative Standard Error	10th Percentile (Hourly)	25th Percentile (Hourly)	50th Percentile (Hourly)	75th Percentile (Hourly)	90th Percentile (Hourly)	10th Percentile (Annual)	25th Percentile (Annual)	50th Percentile (Annual)	75th Percentile (Annual)	90th Percentile (Annual)	Location Quotients
51-4033	Grinding, lapping, polishing, and buffing machine tool setters, operators, and tenders, metal and plastic	50	42.93	\$15.95	\$33,178	4.04	\$12.78	\$13.66	\$15.15	\$17.93	\$20.33	\$26,581	\$28,411	\$31,512	\$37,294	\$42,288	0.54
51-4041	Machinists	390	11.65	\$24.75	\$51,473	3.51	\$15.92	\$19.68	\$23.88	\$30.11	\$35.95	\$33,111	\$40,935	\$49,672	\$62,623	\$74,769	0.81
51-4061	Model makers, metal and plastic	#	#	\$27.35	\$56,881	9.89	\$21.10	\$23.41	\$27.76	\$31.09	\$33.91	\$43,878	\$48,698	\$57,746	\$64,664	\$70,538	#
51-4072	Molding, coremaking, and casting machine setters, operators, and tenders, metal and plastic	50	48.11	\$19.36	\$40,263	6.79	\$9.72	\$15.67	\$20.87	\$23.34	\$24.80	\$20,215	\$32,587	\$43,408	\$48,545	\$51,579	0.28
51-4081	Multiple machine tool setters, operators, and tenders, metal and plastic	30	49.12	\$18.99	\$39,495	10.60	\$14.02	\$15.95	\$17.79	\$19.62	\$28.42	\$29,171	\$33,177	\$36,998	\$40,819	\$59,117	#
51-4121	Welders, cutters, solderers, and brazers	300	11.65	\$23.47	\$48,819	3.85	\$16.39	\$19.51	\$24.39	\$27.50	\$29.61	\$34,085	\$40,576	\$50,728	\$57,206	\$61,586	0.63
51-5111	Prepress technicians and workers	20	8.47	\$19.42	\$40,398	2.82	\$12.71	\$16.13	\$19.64	\$23.20	\$25.72	\$26,432	\$33,550	\$40,859	\$48,259	\$53,507	#
51-5112	Printing press operators	220	21.47	\$16.66	\$34,644	2.65	\$11.28	\$13.20	\$15.89	\$19.46	\$24.01	\$23,464	\$27,456	\$33,061	\$40,480	\$49,946	1.04
51-5113	Print binding and finishing workers	50	39.68	\$18.13	\$37,720	7.17	\$12.76	\$14.75	\$18.18	\$21.84	\$24.22	\$26,544	\$30,690	\$37,813	\$45,423	\$50,376	0.84
51-6011	Laundry and dry-cleaning workers	130	29.77	\$11.36	\$23,623	4.44	\$9.44	\$9.63	\$10.96	\$13.04	\$14.34	\$19,630	\$20,038	\$22,801	\$27,119	\$29,828	0.49
51-6031	Sewing machine operators	90	24.54	\$13.97	\$29,058	3.30	\$11.95	\$12.78	\$13.82	\$14.93	\$17.26	\$24,864	\$26,588	\$28,751	\$31,053	\$35,901	0.53
51-6052	Tailors, dressmakers, and custom sewers	#	#	\$10.64	\$22,138	12.05	\$9.30	\$9.30	\$9.31	\$12.30	\$13.77	\$19,348	\$19,353	\$19,362	\$25,594	\$28,645	#
51-7011	Cabinetmakers and bench carpenters	90	16.45	\$20.26	\$42,143	5.10	\$14.87	\$16.62	\$18.93	\$23.64	\$28.69	\$30,934	\$34,572	\$39,370	\$49,163	\$59,683	0.70
51-7041	Sawing machine setters, operators, and tenders, wood	80	1.47	\$15.52	\$32,279	3.48	\$13.00	\$13.87	\$15.30	\$17.42	\$18.82	\$27,041	\$28,842	\$31,815	\$36,229	\$39,147	1.20
51-7042	Woodworking machine setters, operators, and tenders, except sawing	60	39.27	\$17.03	\$35,420	10.17	\$12.11	\$14.45	\$17.09	\$19.05	\$22.70	\$25,182	\$30,058	\$35,543	\$39,621	\$47,223	0.61
51-8021	Stationary engineers and boiler operators	50	9.87	\$30.86	\$64,181	3.40	\$23.58	\$26.93	\$30.51	\$35.33	\$38.72	\$49,054	\$56,005	\$63,466	\$73,486	\$80,530	1.12
51-8031	Water and wastewater treatment plant and system operators	170	16.82	\$28.10	\$58,441	1.85	\$19.49	\$23.51	\$27.93	\$32.24	\$37.70	\$40,541	\$48,904	\$58,090	\$67,068	\$78,414	1.15
51-8099	Plant and system operators, all other	#	#	\$24.81	\$51,600	14.33	\$16.06	\$18.02	\$23.40	\$29.40	\$37.04	\$33,398	\$37,474	\$48,679	\$61,152	\$77,038	#
51-9011	Chemical equipment operators and tenders	140	26.47	\$16.27	\$33,837	3.11	\$11.42	\$13.06	\$15.24	\$18.89	\$23.37	\$23,753	\$27,173	\$31,703	\$39,290	\$48,603	1.46
51-9012	Separating, filtering, clarifying, precipitating, and still machine setters, operators, and tenders	140	8.74	\$18.03	\$37,511	2.67	\$13.11	\$14.93	\$17.17	\$19.49	\$26.51	\$27,259	\$31,060	\$35,709	\$40,547	\$55,133	2.32
51-9023	Mixing and blending machine setters, operators, and tenders	50	14.24	\$17.74	\$36,901	3.47	\$12.80	\$13.89	\$16.20	\$20.01	\$27.18	\$26,619	\$28,899	\$33,687	\$41,627	\$56,539	0.31
51-9061	Inspectors, testers, sorters, samplers, and weighers	620	7.53	\$24.22	\$50,375	3.68	\$13.43	\$16.92	\$22.58	\$29.49	\$38.01	\$27,934	\$35,189	\$46,975	\$61,337	\$79,065	0.92
51-9071	Jewelers and precious stone and metal workers	60	24.31	\$18.08	\$37,601	15.52	\$9.30	\$9.31	\$15.20	\$25.18	\$30.70	\$19,351	\$19,361	\$31,620	\$52,378	\$63,849	1.86
51-9083	Ophthalmic laboratory technicians	160	20.67	\$22.08	\$45,924	7.78	\$12.60	\$14.47	\$18.81	\$26.94	\$41.83	\$26,200	\$30,105	\$39,117	\$56,041	\$87,011	4.29
51-9111	Packaging and filling machine operators and tenders	470	18.40	\$14.05	\$29,218	2.55	\$9.55	\$10.94	\$13.12	\$15.23	\$19.64	\$19,864	\$22,763	\$27,298	\$31,671	\$40,852	0.96
51-9121	Coating, painting, and spraying machine setters, operators, and tenders	60	45.12	\$16.70	\$34,731	3.37	\$12.62	\$13.74	\$15.58	\$18.67	\$23.63	\$26,254	\$28,576	\$32,404	\$38,838	\$49,150	0.54
51-9122	Painters, transportation equipment	#	#	\$18.53	\$38,541	15.45	\$12.74	\$13.59	\$15.00	\$19.24	\$26.63	\$26,507	\$28,270	\$31,190	\$40,023	\$55,397	#
51-9198	Helpers--production workers	110	19.79	\$14.44	\$30,045	5.63	\$9.53	\$10.16	\$15.65	\$18.22	\$19.66	\$19,824	\$21,134	\$32,559	\$37,907	\$40,899	0.21
51-9199	Production workers, all other	#	#	\$15.77	\$32,793	10.07	\$11.32	\$12.74	\$14.28	\$17.61	\$23.66	\$23,540	\$26,492	\$29,692	\$36,630	\$49,217	#
53-0000	Transportation and material moving occupations	6,290	8.07	\$18.27	\$38,005	9.67	\$9.65	\$11.20	\$14.72	\$19.23	\$27.39	\$20,078	\$23,286	\$30,620	\$39,994	\$56,967	0.50
53-1048	First-line supervisors of transportation and material moving workers, except aircraft cargo handling supervisors	190	8.07	\$26.82	\$55,786	2.74	\$15.61	\$19.38	\$26.09	\$31.74	\$40.28	\$32,459	\$40,316	\$54,269	\$66,023	\$83,786	0.39
53-3022	Bus drivers, school or special client	390	2.26	\$19.01	\$39,550	2.85	\$14.58	\$16.70	\$19.00	\$22.07	\$24.12	\$30,335	\$34,741	\$39,530	\$45,898	\$50,165	0.62
53-3031	Driver/sales workers	#	#	\$12.82	\$26,673	7.71	\$9.39	\$9.56	\$10.71	\$16.28	\$18.64	\$19,534	\$19,890	\$22,277	\$33,853	\$38,776	#
53-3032	Heavy and tractor-trailer truck drivers	260	13.23	\$20.11	\$41,837	2.57	\$15.73	\$17.16	\$19.75	\$23.54	\$26.38	\$32,712	\$35,684	\$41,086	\$48,969	\$54,861	0.12
53-3033	Light truck or delivery services drivers	880	18.00	\$16.63	\$34,581	6.20	\$9.36	\$10.47	\$15.56	\$19.77	\$26.89	\$19,467	\$21,787	\$32,362	\$41,112	\$55,932	0.80
53-3041	Taxi drivers and chauffeurs	170	39.99	\$12.31	\$25,612	2.99	\$9.35	\$9.90	\$12.69	\$13.99	\$14.77	\$19,454	\$20,600	\$26,388	\$29,096	\$30,722	0.69
53-3099	Motor vehicle operators, all other	120	18.99	\$12.01	\$24,971	2.69	\$9.48	\$10.09	\$11.50	\$13.47	\$14.90	\$19,728	\$20,992	\$23,928	\$28,010	\$31,001	1.66
53-6021	Parking lot attendants	40	43.22	\$14.03	\$29,183	11.22	\$9.78	\$11.29	\$14.78	\$16.55	\$18.03	\$20,342	\$23,490	\$30,751	\$34,429	\$37,505	0.21
53-6031	Automotive and watercraft service attendants	190	17.28	\$12.35	\$25,691	4.70	\$9.48	\$9.90	\$11.29	\$13.71	\$17.85	\$19,719	\$20,585	\$23,481	\$28,512	\$37,120	1.27
53-7032	Excavating and loading machine and dragline operators	#	#	\$23.80	\$49,511	15.14	\$15.15	\$17.34	\$26.62	\$29.25	\$30.83	\$31,516	\$36,062	\$55,360	\$60,838	\$64,125	#
53-7051	Industrial truck and tractor operators	370	35.87	\$17.85	\$37,136	3.49	\$12.10	\$13.26	\$15.44	\$23.92	\$27.79	\$25,177	\$27,589	\$32,115	\$49,746	\$57,812	0.52
53-7061	Cleaners of vehicles and equipment	220	12.84	\$12.32	\$25,624	3.42	\$9.62	\$10.23	\$11.86	\$13.87	\$15.60	\$20,005	\$21,285	\$24,670	\$28,849	\$32,458	0.47
53-7062	Laborers and freight, stock, and material movers, hand	1,320	13.66	\$13.92	\$28,953	2.98	\$9.82	\$10.97	\$13.40	\$16.81	\$18.63	\$20,420	\$22,820	\$27,871	\$34,958	\$38,755	0.39
53-7064	Packers and packagers, hand	950	24.49	\$12.61	\$26,225	3.19	\$9.66	\$10.40	\$11.88	\$14.12	\$16.68	\$20,102	\$21,623	\$24,705	\$29,369	\$34,704	1.09

Data unavailable

Occupational Code	Occupational Title	Employment Estimate	Employment Percentage Relative Standard Error	Average Hourly Wage	Average Annual Wage	Wage Percentage Relative Standard Error	10th Percentile (Hourly)	25th Percentile (Hourly)	50th Percentile (Hourly)	75th Percentile (Hourly)	90th Percentile (Hourly)	10th Percentile (Annual)	25th Percentile (Annual)	50th Percentile (Annual)	75th Percentile (Annual)	90th Percentile (Annual)	Location Quotients
53-7081	Refuse and recyclable material collectors	130	10.09	\$22.48	\$46,752	5.85	\$14.27	\$17.53	\$23.95	\$27.73	\$29.78	\$29,690	\$36,452	\$49,823	\$57,678	\$61,941	0.93

Occupational Code	Occupational Title	Employment Estimate	Employment Percentage Relative Standard Error	Average Hourly Wage	Average Annual Wage	Wage Percentage Relative Standard Error	10th Percentile (Hourly)	25th Percentile (Hourly)	50th Percentile (Hourly)	75th Percentile (Hourly)	90th Percentile (Hourly)	10th Percentile (Annual)	25th Percentile (Annual)	50th Percentile (Annual)	75th Percentile (Annual)	90th Percentile (Annual)	Location Quotients
00-0000	Total all occupations	274,870	1.10	\$24.06	\$50,050	1.52	\$9.61	\$11.99	\$18.15	\$29.30	\$45.99	\$19,996	\$24,944	\$37,760	\$60,937	\$95,653	1.00
11-0000	Management occupations	11,300	2.91	\$55.65	\$115,758	1.50	\$25.00	\$34.50	\$48.24	\$69.13	\$95.68	\$51,991	\$71,756	\$100,337	\$143,789	\$199,018	0.80
11-1011	Chief executives	30	13.73	\$99.23	\$206,405	7.01	\$57.11	\$71.67	\$90.33	#	#	\$118,791	\$149,066	\$187,880	#	#	0.09
11-1021	General and operations managers	4,090	4.33	\$56.75	\$118,045	2.68	\$21.16	\$29.82	\$45.26	\$72.12	#	\$44,009	\$62,020	\$94,143	\$150,006	#	0.96
11-1031	Legislators	40	29.93	#	\$58,655	21.07	#	#	#	#	#	\$19,530	\$19,862	\$48,343	\$73,198	\$103,010	0.37
11-2011	Advertising and promotions managers	20	29.17	\$53.25	\$110,762	13.28	\$22.58	\$30.13	\$53.21	\$69.74	\$91.09	\$46,975	\$62,679	\$110,681	\$145,052	\$189,462	#
11-2021	Marketing managers	260	14.47	\$71.46	\$148,647	4.67	\$33.09	\$45.14	\$69.69	\$92.10	#	\$68,817	\$93,893	\$144,963	\$191,563	#	0.61
11-2022	Sales managers	320	11.89	\$67.50	\$140,399	4.15	\$31.66	\$43.37	\$61.05	\$86.26	#	\$65,862	\$90,202	\$126,982	\$179,411	#	0.45
11-2031	Public relations and fundraising managers	100	13.52	\$55.71	\$115,887	3.74	\$35.29	\$41.69	\$51.33	\$68.78	\$79.15	\$73,412	\$86,718	\$106,765	\$143,062	\$164,627	0.76
11-3011	Administrative services managers	210	9.27	\$49.95	\$103,890	2.95	\$26.42	\$34.33	\$53.58	\$63.65	\$74.27	\$54,951	\$71,412	\$111,447	\$132,385	\$154,484	0.41
11-3021	Computer and information systems managers	730	7.44	\$77.75	\$161,730	3.87	\$46.09	\$58.44	\$73.87	\$91.81	#	\$95,876	\$121,561	\$153,654	\$190,957	#	1.04
11-3031	Financial managers	520	15.42	\$68.50	\$142,470	2.69	\$40.30	\$52.43	\$64.98	\$80.00	\$98.37	\$83,825	\$109,050	\$135,165	\$166,406	\$204,611	0.47
11-3051	Industrial production managers	90	10.43	\$62.67	\$130,361	8.86	\$26.56	\$37.10	\$55.47	\$77.73	#	\$55,249	\$77,174	\$115,369	\$161,671	#	0.26
11-3061	Purchasing managers	70	17.34	\$63.17	\$131,388	3.13	\$50.66	\$54.91	\$60.28	\$69.69	\$81.04	\$105,378	\$114,203	\$144,946	\$168,556	\$188,556	0.53
11-3071	Transportation, storage, and distribution managers	80	7.00	\$51.21	\$106,524	3.78	\$33.39	\$39.05	\$48.81	\$60.57	\$73.20	\$69,445	\$81,216	\$101,527	\$125,986	\$152,254	0.36
11-3111	Compensation and benefits managers	20	30.63	\$76.96	\$160,084	11.75	\$51.27	\$57.10	\$68.54	\$91.81	#	\$106,649	\$118,761	\$142,563	\$190,958	#	#
11-3121	Human resources managers	140	13.15	\$62.14	\$129,248	3.88	\$39.64	\$45.42	\$56.48	\$74.68	\$94.91	\$82,441	\$94,464	\$117,476	\$155,340	\$197,413	0.54
11-3131	Training and development managers	40	10.90	\$51.31	\$106,727	2.64	\$36.28	\$44.39	\$53.12	\$59.71	\$64.26	\$75,464	\$92,327	\$110,484	\$124,205	\$133,663	0.53
11-9021	Construction managers	620	14.39	\$40.44	\$84,124	2.61	\$26.86	\$31.57	\$37.94	\$46.64	\$57.97	\$55,869	\$65,670	\$78,912	\$97,011	\$120,583	1.22
11-9031	Education administrators, preschool and childcare center/program	60	24.61	\$24.46	\$50,882	11.14	\$15.84	\$17.50	\$21.42	\$33.54	\$37.75	\$32,940	\$36,403	\$44,555	\$69,762	\$78,518	0.61
11-9032	Education administrators, elementary and secondary school	730	0.85	#	\$89,079	1.27	#	#	#	#	#	\$66,552	\$75,065	\$88,134	\$101,481	\$118,633	1.51
11-9033	Education administrators, postsecondary	320	3.25	\$44.15	\$91,842	5.56	\$21.08	\$28.61	\$36.73	\$51.44	\$80.65	\$43,847	\$59,505	\$76,400	\$106,994	\$167,750	1.16
11-9039	Education administrators, all other	290	1.97	\$48.53	\$100,950	2.16	\$32.52	\$39.01	\$46.44	\$56.70	\$67.53	\$67,648	\$81,143	\$96,596	\$117,945	\$140,455	4.19
11-9041	Architectural and engineering managers	330	12.49	\$73.28	\$152,415	2.85	\$50.42	\$59.48	\$70.75	\$82.97	\$100	\$104,883	\$123,721	\$147,166	\$172,582	\$207,598	0.95
11-9051	Food service managers	190	17.42	\$31.87	\$66,300	3.35	\$21.50	\$24.61	\$32.24	\$37.89	\$43.26	\$44,730	\$51,195	\$67,069	\$78,819	\$89,987	0.48
11-9071	Gaming managers	10	9.07	\$53.99	\$112,292	14.91	\$22.40	\$29.34	\$36.07	\$45.48	#	\$46,584	\$61,033	\$75,016	\$94,599	#	#
11-9081	Lodging managers	50	34.50	\$23.91	\$49,738	9.29	\$16.31	\$17.43	\$19.31	\$29.34	\$34.10	\$33,929	\$36,252	\$40,164	\$61,017	\$70,937	0.74
11-9111	Medical and health services managers	630	4.92	\$51.79	\$107,718	3.37	\$30.49	\$40.58	\$48.91	\$58.37	\$76.49	\$63,416	\$84,402	\$101,724	\$121,407	\$159,100	0.94
11-9121	Natural sciences managers	40	24.71	\$53.31	\$110,877	2.98	\$40.83	\$45.48	\$55.59	\$61.14	\$64.59	\$84,928	\$94,591	\$115,634	\$127,165	\$134,341	0.33
11-9131	Postmasters and mail superintendents	10	0.00	\$39.01	\$81,146	2.78	\$32.19	\$33.13	\$39.21	\$42.06	\$43.85	\$66,961	\$68,916	\$81,567	\$87,480	\$91,202	#
11-9141	Property, real estate, and community association managers	290	28.48	\$32.81	\$68,253	6.96	\$17.63	\$24.60	\$29.46	\$39.76	\$54.48	\$36,680	\$51,171	\$61,269	\$82,709	\$113,323	0.81
11-9151	Social and community service managers	150	12.69	\$41.58	\$86,493	3.38	\$20.94	\$27.67	\$41.37	\$52.02	\$63.65	\$43,565	\$57,547	\$86,057	\$108,201	\$132,400	0.53
11-9161	Emergency management directors	20	1.73	\$44.32	\$92,188	2.04	\$32.87	\$35.47	\$40.07	\$49.08	\$67.42	\$68,379	\$73,775	\$83,352	\$102,076	\$140,232	#
11-9199	Managers, all other	810	6.86	\$58.13	\$120,902	4.06	\$30.65	\$41.46	\$53.34	\$68.84	\$92.40	\$63,742	\$86,242	\$110,941	\$143,182	\$192,185	0.97
13-0000	Business and financial operations occupations	17,640	4.20	\$35.50	\$73,830	1.78	\$16.61	\$24.11	\$33.14	\$45.00	\$55.91	\$34,557	\$50,143	\$68,940	\$93,604	\$116,283	1.22
13-1011	Agents and business managers of artists, performers, and athletes	20	36.50	#	#	#	#	#	#	#	#	#	#	#	#	#	#
13-1020	Buyers and purchasing agents	1,020	5.66	\$34.05	\$70,825	4.14	\$16.68	\$23.53	\$31.97	\$42.97	\$54.36	\$34,692	\$48,948	\$66,490	\$89,384	\$113,064	1.28
13-1031	Claims adjusters, examiners, and investigators	430	40.13	\$35.04	\$72,876	3.72	\$25.80	\$31.52	\$35.15	\$38.88	\$45.16	\$53,671	\$65,572	\$73,109	\$80,869	\$93,932	0.79
13-1041	Compliance officers, except agriculture, construction, health and safety, and transportation	400	9.42	\$36.76	\$76,466	3.08	\$21.45	\$27.01	\$35.23	\$44.24	\$52.97	\$44,619	\$56,174	\$73,272	\$92,021	\$110,173	0.73
13-1051	Cost estimators	580	17.71	\$32.98	\$68,600	5.35	\$20.63	\$25.97	\$29.45	\$35.48	\$45.92	\$42,905	\$54,016	\$61,251	\$73,788	\$95,514	1.43
13-1071	Human resources specialists	1,110	5.69	\$31.36	\$65,219	1.89	\$17.72	\$22.90	\$29.66	\$37.93	\$47.66	\$36,862	\$47,637	\$61,693	\$78,896	\$99,143	1.04
13-1075	Labor relations specialists	40	32.56	\$22.35	\$46,495	19.65	\$9.30	\$9.31	\$20.26	\$30.63	\$45.39	\$19,349	\$19,358	\$42,141	\$63,716	\$94,414	0.28
13-1081	Logisticians	660	25.57	\$34.81	\$72,405	9.85	\$9.31	\$24.64	\$37.93	\$46.47	\$54.07	\$19,355	\$51,253	\$78,904	\$96,648	\$112,463	2.14
13-1111	Management analysts	1,130	9.44	\$38.70	\$80,490	3.61	\$20.80	\$27.54	\$37.93	\$48.52	\$55.91	\$43,272	\$57,277	\$78,898	\$100,924	\$116,295	0.89
13-1121	Meeting, convention, and event planners	350	13.42	\$22.12	\$46,005	2.74	\$13.16	\$15.40	\$20.34	\$27.26	\$35.62	\$27,364	\$32,027	\$42,307	\$56,703	\$74,084	1.79
13-1131	Fundraisers	230	7.01	\$27.85	\$57,928	4.60	\$13.64	\$19.37	\$26.11	\$34.96	\$45.33	\$28,369	\$40,294	\$54,309	\$72,720	\$94,286	1.62
13-1141	Compensation, benefits, and job analysis specialists	80	10.65	\$29.68	\$61,730	3.20	\$18.91	\$21.83	\$26.39	\$37.57	\$46.43	\$39,337	\$45,407	\$54,888	\$78,154	\$96,574	0.50
13-1151	Training and development specialists	670	10.62	\$33.81	\$70,321	6.15	\$14.09	\$20.46	\$29.33	\$42.77	\$68.35	\$29,309	\$42,567	\$61,000	\$88,962	\$142,176	1.23
13-1161	Market research analysts and marketing specialists	1,310	7.75	\$30.04	\$62,479	2.76	\$13.44	\$18.07	\$26.66	\$36.94	\$52.68	\$27,948	\$37,579	\$55,455	\$76,835	\$109,565	1.13

Data unavailable

Occupational Code	Occupational Title	Employment Estimate	Employment Percentage Relative Standard Error	Average Hourly Wage	Average Annual Wage	Wage Percentage Relative Standard Error	10th Percentile (Hourly)	25th Percentile (Hourly)	50th Percentile (Hourly)	75th Percentile (Hourly)	90th Percentile (Hourly)	10th Percentile (Annual)	25th Percentile (Annual)	50th Percentile (Annual)	75th Percentile (Annual)	90th Percentile (Annual)	Location Quotients
13-1199	Business operations specialists, all other	4,270	4.61	\$38.32	\$79,709	1.64	\$20.16	\$27.38	\$36.98	\$47.14	\$56.70	\$41,931	\$56,948	\$76,927	\$98,042	\$117,932	2.21
13-2011	Accountants and auditors	3,110	13.27	\$36.99	\$76,936	2.74	\$19.77	\$24.87	\$34.50	\$47.79	\$58.81	\$41,123	\$51,733	\$71,757	\$99,405	\$122,320	1.30
13-2031	Budget analysts	240	5.46	\$37.76	\$78,533	1.66	\$27.33	\$31.13	\$36.29	\$44.12	\$50.36	\$56,852	\$64,750	\$75,477	\$91,770	\$104,748	2.26
13-2041	Credit analysts	60	27.00	\$39.44	\$82,034	7.22	\$21.68	\$26.03	\$37.03	\$47.17	\$64.81	\$45,086	\$54,151	\$77,025	\$98,111	\$134,814	0.40
13-2051	Financial analysts	240	32.72	\$44.21	\$91,956	4.21	\$25.75	\$29.62	\$42.57	\$56.81	\$64.40	\$53,567	\$61,614	\$88,542	\$118,174	\$133,948	0.42
13-2052	Personal financial advisors	340	22.62	\$47.06	\$97,883	9.82	\$17.23	\$31.13	\$42.59	\$49.39	\$87.46	\$35,828	\$64,758	\$88,581	\$102,736	\$181,922	0.88
13-2053	Insurance underwriters	80	28.92	\$27.19	\$56,565	3.76	\$19.63	\$21.27	\$24.00	\$32.13	\$39.82	\$40,821	\$44,246	\$49,915	\$66,833	\$82,835	0.44
13-2061	Financial examiners	#	#	\$42.09	\$87,557	13.20	\$16.24	\$19.96	\$51.31	\$58.47	\$62.35	\$33,788	\$41,524	\$106,729	\$121,610	\$129,687	#
13-2072	Loan officers	460	30.65	\$26.42	\$54,945	12.15	\$10.55	\$12.67	\$20.51	\$37.58	\$48.79	\$21,944	\$26,344	\$42,668	\$78,160	\$101,473	0.77
13-2081	Tax examiners and collectors, and revenue agents	30	0.89	\$30.14	\$62,686	1.96	\$18.98	\$21.99	\$28.20	\$37.31	\$45.76	\$39,477	\$45,746	\$58,647	\$77,605	\$95,178	0.29
13-2082	Tax preparers	#	#	\$15.81	\$32,887	11.96	\$9.54	\$12.55	\$15.24	\$17.93	\$22.05	\$19,843	\$26,106	\$31,704	\$37,295	\$45,858	#
13-2099	Financial specialists, all other	300	22.23	\$34.78	\$72,349	3.86	\$19.71	\$25.75	\$33.74	\$41.96	\$49.49	\$40,994	\$53,563	\$70,170	\$87,286	\$102,939	1.25
15-0000	Computer and mathematical occupations	13,980	3.80	\$45.38	\$94,400	1.66	\$23.48	\$33.29	\$44.69	\$57.05	\$69.82	\$48,828	\$69,250	\$92,963	\$118,655	\$145,232	1.70
15-1111	Computer and information research scientists	60	1.70	\$38.87	\$80,850	12.44	\$19.53	\$24.24	\$42.90	\$46.53	\$54.01	\$40,627	\$50,428	\$89,241	\$96,780	\$112,332	1.05
15-1121	Computer systems analysts	960	11.14	\$45.05	\$93,706	5.16	\$24.87	\$34.45	\$46.35	\$57.24	\$63.93	\$51,719	\$71,649	\$96,409	\$119,052	\$132,975	0.85
15-1122	Information security analysts	750	23.32	\$49.91	\$103,818	3.38	\$33.17	\$40.47	\$50.97	\$59.64	\$66.45	\$68,985	\$84,174	\$106,024	\$124,050	\$138,221	3.69
15-1131	Computer programmers	400	34.66	\$47.60	\$99,005	3.25	\$26.55	\$36.57	\$47.49	\$59.54	\$71.82	\$55,222	\$70,676	\$98,781	\$123,851	\$149,388	0.84
15-1132	Software developers, applications	3,300	10.36	\$52.91	\$110,048	3.07	\$32.24	\$41.31	\$51.76	\$63.97	\$78.04	\$67,067	\$85,918	\$107,667	\$133,064	\$162,315	2.02
15-1133	Software developers, systems software	2,040	9.02	\$56.03	\$116,546	1.67	\$37.18	\$44.79	\$55.28	\$67.35	\$78.05	\$77,325	\$93,163	\$114,988	\$140,086	\$162,336	2.68
15-1134	Web developers	190	13.09	\$34.78	\$72,348	4.04	\$19.40	\$25.29	\$30.64	\$41.73	\$55.86	\$40,358	\$52,609	\$63,730	\$86,804	\$116,182	0.78
15-1141	Database administrators	310	24.97	\$40.69	\$84,628	4.00	\$20.63	\$31.58	\$42.32	\$48.81	\$59.62	\$42,906	\$65,695	\$88,032	\$101,517	\$124,006	1.42
15-1142	Network and computer systems administrators	1,380	11.96	\$37.11	\$77,185	2.03	\$22.98	\$28.35	\$35.72	\$45.01	\$54.24	\$47,803	\$58,970	\$74,299	\$93,614	\$112,828	1.91
15-1143	Computer network architects	560	12.19	\$45.06	\$93,714	3.34	\$23.81	\$34.51	\$44.53	\$55.87	\$66.78	\$49,527	\$71,786	\$92,613	\$116,205	\$138,900	1.82
15-1151	Computer user support specialists	1,680	12.38	\$28.13	\$58,519	3.70	\$16.06	\$19.56	\$25.77	\$35.88	\$45.70	\$33,408	\$40,676	\$53,594	\$74,621	\$95,050	1.42
15-1152	Computer network support specialists	330	11.12	\$39.01	\$81,149	3.95	\$19.16	\$27.01	\$40.90	\$49.20	\$59.16	\$39,843	\$56,184	\$85,081	\$102,329	\$123,056	0.91
15-1199	Computer occupations, all other	1,790	13.43	\$42.83	\$89,089	1.95	\$26.66	\$34.64	\$42.33	\$49.91	\$59.67	\$55,459	\$72,042	\$88,051	\$103,807	\$124,111	2.94
15-2031	Operations research analysts	190	8.21	\$49.98	\$103,950	3.25	\$33.15	\$38.82	\$49.91	\$60.62	\$69.90	\$68,945	\$80,742	\$103,805	\$126,082	\$145,394	0.93
15-2041	Statisticians	50	14.95	\$38.25	\$79,553	2.02	\$26.84	\$32.13	\$38.76	\$45.24	\$48.82	\$55,838	\$66,824	\$80,625	\$94,097	\$101,539	0.72
17-0000	Architecture and engineering occupations	6,690	12.76	\$39.16	\$81,450	5.04	\$16.92	\$23.69	\$35.77	\$52.21	\$67.66	\$35,192	\$49,276	\$74,405	\$108,599	\$140,737	1.38
17-1011	Architects, except landscape and naval	140	34.87	\$33.56	\$69,798	5.77	\$18.03	\$25.73	\$32.63	\$40.63	\$48.52	\$37,509	\$53,519	\$67,876	\$84,508	\$100,923	0.71
17-1012	Landscape architects	#	#	\$32.48	\$67,569	8.48	\$20.33	\$31.79	\$34.75	\$37.49	\$39.08	\$42,286	\$66,126	\$72,288	\$77,981	\$81,286	#
17-1021	Cartographers and photogrammetrists	20	30.85	\$28.65	\$59,599	5.57	\$19.65	\$21.95	\$27.21	\$35.03	\$44.27	\$40,875	\$45,657	\$56,597	\$72,867	\$92,077	#
17-1022	Surveyors	180	33.17	\$26.38	\$54,877	6.91	\$14.23	\$19.85	\$26.52	\$31.28	\$37.61	\$29,599	\$41,284	\$55,169	\$65,068	\$78,221	2.14
17-2011	Aerospace engineers	180	23.52	\$59.52	\$123,792	6.22	\$29.72	\$39.49	\$64.57	\$76.45	\$87.48	\$61,813	\$82,148	\$134,296	\$159,023	\$181,954	1.43
17-2051	Civil engineers	710	21.57	\$44.39	\$92,334	8.71	\$23.44	\$30.61	\$43.03	\$57.10	\$71.08	\$48,751	\$63,676	\$89,499	\$118,759	\$147,837	1.24
17-2061	Computer hardware engineers	670	15.61	\$55.66	\$115,765	2.35	\$33.40	\$43.74	\$55.58	\$65.79	\$77.01	\$69,470	\$90,971	\$115,599	\$136,840	\$160,181	5.17
17-2071	Electrical engineers	330	18.09	\$50.90	\$105,871	3.33	\$26.34	\$34.97	\$49.96	\$62.82	\$82.46	\$54,789	\$72,731	\$103,907	\$130,669	\$171,519	0.93
17-2072	Electronics engineers, except computer	650	24.34	\$44.63	\$92,831	5.34	\$31.65	\$35.24	\$42.76	\$52.60	\$61.75	\$65,828	\$73,303	\$88,950	\$109,406	\$128,438	2.48
17-2081	Environmental engineers	70	17.56	\$46.10	\$95,890	3.06	\$32.43	\$36.14	\$44.28	\$54.82	\$63.73	\$67,455	\$75,178	\$92,102	\$114,035	\$132,552	0.72
17-2111	Health and safety engineers, except mining safety engineers and inspectors	20	17.95	\$51.49	\$107,104	6.30	\$33.74	\$38.84	\$54.07	\$62.86	\$70.81	\$70,186	\$80,795	\$112,456	\$130,759	\$147,290	#
17-2112	Industrial engineers	360	13.62	\$47.77	\$99,369	3.68	\$26.27	\$33.93	\$45.15	\$58.86	\$71.07	\$54,643	\$70,571	\$93,918	\$122,427	\$147,836	0.70
17-2131	Materials engineers	20	25.68	\$42.89	\$89,216.00	\$4.55	\$27.29	\$33.65	\$40.23	\$48.74	\$64.34	\$56,771.00	\$69,984.00	\$83,668.00	\$101,385.00	\$133,822.00	#
17-2141	Mechanical engineers	320	14.75	\$43.67	\$90,828	1.81	\$28.12	\$34.01	\$42.69	\$51.51	\$61.74	\$58,496	\$70,738	\$88,800	\$107,143	\$128,412	0.56
17-2199	Engineers, all other	500	15.60	\$52.30	\$108,787	2.89	\$31.84	\$40.85	\$53.37	\$64.69	\$75.15	\$66,224	\$84,967	\$111,002	\$134,546	\$156,319	1.96
17-3011	Architectural and civil drafters	270	17.47	\$25.93	\$53,936	5.01	\$17.93	\$21.04	\$25.37	\$29.78	\$36.03	\$37,290	\$43,758	\$52,764	\$61,934	\$74,943	1.47
17-3012	Electrical and electronics drafters	#	#	\$40.02	\$83,231	3.31	\$26.05	\$29.63	\$36.71	\$48.27	\$65.00	\$54,181	\$61,631	\$76,350	\$100,400	\$135,196	#
17-3013	Mechanical drafters	70	22.17	\$26.55	\$55,224	4.23	\$19.47	\$21.45	\$24.66	\$29.97	\$37.86	\$40,507	\$44,622	\$51,293	\$62,337	\$78,745	0.59
17-3019	Drafters, all other	#	#	\$25.60	\$53,244	5.72	\$15.77	\$18.03	\$22.23	\$30.35	\$45.10	\$32,798	\$37,495	\$46,230	\$63,132	\$93,814	#
17-3022	Civil engineering technicians	240	37.38	\$21.03	\$43,740	5.80	\$13.20	\$14.64	\$17.85	\$27.28	\$34.38	\$27,454	\$30,461	\$37,125	\$56,739	\$71,505	1.73
17-3023	Electrical and electronics engineering technicians	170	7.91	\$29.09	\$60,503	2.39	\$18.40	\$22.72	\$28.55	\$34.04	\$40.06	\$38,262	\$47,255	\$59,384	\$70,812	\$83,335	0.70
17-3025	Environmental engineering technicians	#	#	\$20.07	\$41,742	24.70	\$12.64	\$13.41	\$14.68	\$21.96	\$29.76	\$26,300	\$27,889	\$30,538	\$45,670	\$61,903	#
17-3027	Mechanical engineering technicians	60	15.87	\$29.45	\$61,265	5.16	\$16.31	\$24.31	\$28.39	\$34.85	\$43.55	\$33,934	\$50,569	\$59,048	\$72,498	\$90,577	0.72

Data unavailable

Occupational Code	Occupational Title	Employment Estimate	Employment Percentage Relative Standard Error	Average Hourly Wage	Average Annual Wage	Wage Percentage Relative Standard Error	10th Percentile (Hourly)	25th Percentile (Hourly)	50th Percentile (Hourly)	75th Percentile (Hourly)	90th Percentile (Hourly)	10th Percentile (Annual)	25th Percentile (Annual)	50th Percentile (Annual)	75th Percentile (Annual)	90th Percentile (Annual)	Location Quotients
17-3029	Engineering technicians, except drafters, all other	120	8.85	\$30.53	\$63,512	2.42	\$21.15	\$25.73	\$31.35	\$35.43	\$37.94	\$43,985	\$53,513	\$65,215	\$73,705	\$78,913	0.81
17-3031	Surveying and mapping technicians	#	#	\$18.79	\$39,078	3.71	\$13.61	\$15.58	\$17.87	\$21.36	\$25.85	\$28,310	\$32,403	\$37,168	\$44,425	\$53,773	#
19-0000	Life, physical, and social science occupations	1,730	8.23	\$33.22	\$69,103	3.13	\$16.16	\$22.05	\$30.84	\$41.51	\$51.49	\$33,608	\$45,870	\$64,150	\$86,336	\$107,094	0.78
19-1021	Biochemists and biophysicists	20	34.11	\$30.92	\$64,316	10.93	\$21.44	\$25.08	\$28.93	\$34.39	\$39.32	\$44,604	\$52,174	\$60,165	\$71,532	\$81,788	#
19-1029	Biological scientists, all other	40	39.03	\$25.80	\$53,670	15.11	\$13.44	\$15.04	\$22.49	\$34.05	\$45.47	\$27,957	\$31,293	\$46,776	\$70,823	\$94,582	0.50
19-1031	Conservation scientists	30	19.96	\$31.73	\$65,998	2.37	\$22.63	\$23.73	\$28.70	\$41.97	\$47.54	\$47,077	\$49,354	\$59,688	\$87,298	\$98,883	#
19-1032	Foresters	10	0.00	\$30.05	\$62,505	2.63	\$25.74	\$28.13	\$29.75	\$31.46	\$35.10	\$53,539	\$58,512	\$61,871	\$65,442	\$73,018	#
19-2031	Chemists	80	43.35	\$31.35	\$65,218	6.75	\$21.02	\$25.97	\$30.68	\$36.34	\$40.42	\$43,712	\$54,022	\$63,820	\$75,585	\$84,082	0.47
19-2041	Environmental scientists and specialists, including health	110	25.58	\$35.11	\$73,030	6.06	\$22.42	\$27.54	\$35.02	\$42.98	\$48.00	\$46,638	\$57,293	\$72,839	\$89,398	\$99,830	0.67
19-2042	Geoscientists, except hydrologists and geographers	80	40.03	\$39.35	\$81,843	9.49	\$17.59	\$22.52	\$34.89	\$42.99	\$55.95	\$36,585	\$46,840	\$72,573	\$89,424	\$116,381	1.40
19-3031	Clinical, counseling, and school psychologists	360	8.72	\$36.43	\$75,775	4.26	\$14.84	\$27.51	\$36.06	\$45.05	\$56.19	\$30,865	\$57,211	\$75,001	\$93,708	\$116,872	1.72
19-3051	Urban and regional planners	50	3.58	\$36.95	\$76,855	2.37	\$25.41	\$28.84	\$35.72	\$43.13	\$51.78	\$52,844	\$59,983	\$74,288	\$89,714	\$107,700	0.81
19-3091	Anthropologists and archeologists	10	31.85	\$25.72	\$53,493	8.68	\$16.33	\$18.34	\$22.51	\$34.97	\$38.20	\$33,971	\$38,148	\$46,819	\$72,743	\$79,454	#
19-3093	Historians	10	8.89	\$37.48	\$77,969	6.07	\$17.04	\$24.12	\$37.93	\$49.91	\$54.07	\$35,436	\$50,163	\$78,904	\$103,807	\$112,462	#
19-3099	Social scientists and related workers, all other	170	2.12	\$40.14	\$83,491	2.50	\$27.33	\$31.35	\$37.94	\$48.53	\$54.07	\$56,856	\$65,209	\$78,911	\$100,939	\$112,456	2.51
19-4021	Biological technicians	50	33.89	\$24.26	\$50,455	9.72	\$15.59	\$17.61	\$24.92	\$28.96	\$32.46	\$32,424	\$36,627	\$51,832	\$60,240	\$67,510	0.37
19-4031	Chemical technicians	#	#	\$17.98	\$37,390	4.12	\$13.64	\$15.68	\$17.14	\$18.61	\$24.75	\$28,361	\$32,607	\$35,659	\$38,712	\$51,478	#
19-4041	Geological and petroleum technicians	#	#	\$21.90	\$45,549	13.49	\$12.74	\$16.51	\$20.59	\$24.83	\$30.32	\$26,507	\$34,340	\$42,820	\$51,653	\$63,070	#
19-4061	Social science research assistants	20	24.27	\$29.20	\$60,739	5.46	\$16.04	\$23.76	\$31.16	\$35.99	\$38.80	\$33,354	\$49,414	\$64,815	\$74,865	\$80,707	#
19-4091	Environmental science and protection technicians, including health	40	9.36	\$24.80	\$51,585	3.04	\$17.25	\$21.01	\$24.98	\$29.03	\$32.36	\$35,877	\$43,708	\$51,949	\$60,375	\$67,302	0.70
19-4092	Forensic science technicians	40	2.59	\$26.37	\$54,855	3.41	\$20.23	\$22.20	\$25.99	\$29.73	\$33.98	\$42,073	\$46,173	\$54,068	\$61,845	\$70,673	1.26
19-4099	Life, physical, and social science technicians, all other	180	33.28	\$25.18	\$52,378	4.44	\$19.12	\$20.66	\$22.82	\$25.48	\$35.57	\$39,774	\$42,980	\$47,466	\$52,989	\$73,983	1.38
21-0000	Community and social services occupations	5,110	5.13	\$24.37	\$50,691	3.15	\$13.27	\$16.86	\$22.09	\$29.13	\$37.30	\$27,603	\$35,073	\$45,946	\$60,597	\$77,586	1.26
21-1012	Educational, guidance, school, and vocational counselors	660	1.16	\$24.10	\$50,130	1.27	\$17.83	\$20.50	\$23.52	\$27.95	\$31.41	\$37,097	\$42,647	\$48,919	\$58,142	\$65,327	1.26
21-1013	Marriage and family therapists	130	29.38	\$28.01	\$58,260	19.68	\$9.34	\$9.39	\$27.52	\$36.15	\$55.69	\$19,422	\$19,539	\$57,241	\$75,198	\$115,845	1.55
21-1015	Rehabilitation counselors	360	25.31	\$29.58	\$61,526	25.03	\$11.47	\$13.14	\$16.04	\$23.61	\$30.15	\$23,857	\$27,329	\$33,366	\$49,115	\$187,521	1.80
21-1018	Substance abuse, behavioral disorder, and mental health counselors	840	15.15	\$24.71	\$51,393	5.33	\$15.97	\$18.32	\$23.58	\$30.61	\$35.69	\$33,215	\$38,100	\$49,051	\$63,669	\$74,244	1.81
21-1019	Counselors, all other	#	#	\$26.92	\$55,991	16.52	\$14.29	\$17.07	\$27.17	\$31.02	\$44.01	\$29,729	\$35,515	\$56,516	\$64,528	\$91,542	#
21-1021	Child, family, and school social workers	810	9.53	\$24.34	\$50,618	3.66	\$14.18	\$17.47	\$22.03	\$28.71	\$40.53	\$29,485	\$36,332	\$45,828	\$59,725	\$84,302	1.36
21-1022	Healthcare social workers	340	10.81	\$21.91	\$45,582	7.89	\$11.89	\$16.44	\$21.24	\$27.63	\$32.53	\$24,741	\$34,186	\$44,184	\$57,480	\$67,669	1.04
21-1023	Mental health and substance abuse social workers	200	16.68	\$20.87	\$43,416	6.63	\$12.55	\$15.71	\$19.01	\$25.75	\$33.06	\$26,099	\$32,674	\$39,551	\$53,559	\$68,761	0.91
21-1029	Social workers, all other	160	10.41	\$31.56	\$65,652	2.88	\$18.99	\$24.92	\$32.15	\$38.48	\$40.80	\$39,501	\$51,836	\$66,877	\$80,031	\$84,873	1.40
21-1091	Health educators	130	32.45	\$27.98	\$58,194	18.69	\$13.71	\$16.14	\$23.24	\$42.58	\$47.98	\$28,520	\$33,566	\$48,349	\$88,558	\$99,796	1.20
21-1092	Probation officers and correctional treatment specialists	210	10.75	\$28.88	\$60,079	2.74	\$21.91	\$22.92	\$27.22	\$34.38	\$40.12	\$45,575	\$47,673	\$56,614	\$71,500	\$83,447	1.27
21-1093	Social and human service assistants	330	16.17	\$16.51	\$34,350	3.70	\$10.07	\$13.93	\$16.62	\$18.69	\$22.57	\$20,947	\$28,968	\$34,570	\$38,873	\$46,945	0.45
21-1094	Community health workers	60	17.76	\$18.06	\$37,564	5.56	\$13.10	\$15.28	\$17.28	\$19.92	\$25.17	\$27,248	\$31,790	\$35,951	\$41,436	\$52,359	0.60
21-1099	Community and social service specialists, all other	480	16.74	\$21.11	\$43,909	5.17	\$11.20	\$14.94	\$19.34	\$26.06	\$34.32	\$23,305	\$31,073	\$40,234	\$54,207	\$71,382	2.47
21-2011	Clergy	60	13.88	\$25.41	\$52,847	2.94	\$16.64	\$20.51	\$24.76	\$29.21	\$34.35	\$34,606	\$42,656	\$51,505	\$60,759	\$71,449	0.65
21-2021	Directors, religious activities and education	90	14.29	\$27.94	\$58,109	7.31	\$14.55	\$18.42	\$25.86	\$32.24	\$39	\$30,262	\$38,313	\$53,786	\$67,062	\$80,526	2.08
21-2099	Religious workers, all other	180	20.59	\$27.30	\$56,783	2.25	\$12.09	\$16.03	\$23.12	\$34.54	\$48.69	\$25,142	\$33,343	\$48,090	\$71,844	\$101,277	11.66
23-0000	Legal occupations	1,480	13.99	\$43.35	\$90,173	8.36	\$16.88	\$23.25	\$31.14	\$48.26	\$83.14	\$35,112	\$48,352	\$64,762	\$100,388	\$172,932	0.70
23-1011	Lawyers	590	16.34	\$64.41	\$133,967	9.29	\$28.55	\$35.78	\$47.07	\$82.86	#	\$59,380	\$74,426	\$97,907	\$172,342	#	0.49
23-1021	Administrative law judges, adjudicators, and hearing officers	20	0.00	\$55.02	\$114,445	2.65	\$30.44	\$34.37	\$55.41	\$82.74	\$82.75	\$63,312	\$71,483	\$115,255	\$172,102	\$172,113	#
23-1023	Judges, magistrate judges, and magistrates	50	1.04	#	#	#	#	#	#	#	#	#	#	#	#	#	0.96
23-2011	Paralegals and legal assistants	520	22.24	\$25.35	\$52,738	6.21	\$16.70	\$19.62	\$24.53	\$28.95	\$37.90	\$34,741	\$40,800	\$51,018	\$60,215	\$78,835	0.93
23-2093	Title examiners, abstractors, and searchers	#	#	\$29.26	\$60,862	8.87	\$20.37	\$22.29	\$26.84	\$36.02	\$43.55	\$42,370	\$46,368	\$55,833	\$74,915	\$90,578	#
23-2099	Legal support workers, all other	240	32.69	\$27.19	\$56,548	18.15	\$12.82	\$14.35	\$22.14	\$41.59	\$47.28	\$26,675	\$29,850	\$46,061	\$66,517	\$98,333	2.82
25-0000	Education, training, and library occupations	18,490	1.61	\$22.81	\$47,445	1.94	\$12.05	\$15.96	\$21.03	\$27.05	\$34.71	\$25,056	\$33,194	\$43,747	\$56,259	\$72,189	1.10
25-1011	Business teachers, postsecondary	170	20.96	#	\$83,444	7.57	#	#	#	#	#	\$39,160	\$47,216	\$78,524	\$104,233	\$142,397	1.03

Data unavailable

Occupational Code	Occupational Title	Employment Estimate	Employment Percentage Relative Standard Error	Average Hourly Wage	Average Annual Wage	Wage Percentage Relative Standard Error	10th Percentile (Hourly)	25th Percentile (Hourly)	50th Percentile (Hourly)	75th Percentile (Hourly)	90th Percentile (Hourly)	10th Percentile (Annual)	25th Percentile (Annual)	50th Percentile (Annual)	75th Percentile (Annual)	90th Percentile (Annual)	Location Quotients
25-1021	Computer science teachers, postsecondary	60	3.58	#	\$66,898	7.69	#	#	#	#	#	\$37,213	\$43,646	\$56,918	\$75,349	\$111,809	1.02
25-1022	Mathematical science teachers, postsecondary	140	1.00	#	\$63,132	8.03	#	#	#	#	#	\$40,896	\$45,679	\$54,987	\$71,197	\$100,874	1.38
25-1032	Engineering teachers, postsecondary	50	2.57	#	\$75,484	3.90	#	#	#	#	#	\$42,443	\$53,555	\$65,080	\$99,321	\$119,757	0.72
25-1042	Biological science teachers, postsecondary	90	0.00	#	\$75,044	3.16	#	#	#	#	#	\$44,265	\$53,105	\$63,759	\$81,158	\$103,548	0.91
25-1051	Atmospheric, earth, marine, and space sciences teachers, postsecondary	30	0.00	#	\$82,272	2.39	#	#	#	#	#	\$53,219	\$57,323	\$64,179	\$100,972	\$144,408	#
25-1052	Chemistry teachers, postsecondary	50	0.00	#	\$75,390	1.74	#	#	#	#	#	\$43,605	\$49,426	\$69,571	\$93,095	\$124,682	1.32
25-1053	Environmental science teachers, postsecondary	20	3.72	#	\$66,645	11.20	#	#	#	#	#	\$35,798	\$53,726	\$66,360	\$78,878	\$100,453	#
25-1054	Physics teachers, postsecondary	30	0.00	#	\$89,213	1.88	#	#	#	#	#	\$47,707	\$56,396	\$81,214	\$112,269	\$156,887	1.30
25-1061	Anthropology and archeology teachers, postsecondary	30	5.30	#	\$80,914	7.42	#	#	#	#	#	\$43,178	\$55,626	\$68,094	\$106,711	\$129,086	#
25-1063	Economics teachers, postsecondary	40	4.28	#	\$88,321	7.31	#	#	#	#	#	\$47,174	\$62,179	\$90,037	\$104,361	\$127,673	1.71
25-1064	Geography teachers, postsecondary	20	3.69	#	\$57,393	9.85	#	#	#	#	#	\$35,207	\$40,165	\$52,436	\$67,439	\$92,065	#
25-1065	Political science teachers, postsecondary	50	2.69	#	\$95,815	10.38	#	#	#	#	#	\$41,487	\$53,290	\$71,926	\$128,780	\$183,205	1.61
25-1066	Psychology teachers, postsecondary	60	5.12	#	\$76,117	11.09	#	#	#	#	#	\$35,487	\$42,527	\$73,140	\$106,143	\$122,428	0.86
25-1067	Sociology teachers, postsecondary	40	3.15	#	\$60,034	7.04	#	#	#	#	#	\$34,580	\$41,644	\$55,682	\$75,831	\$94,732	1.63
25-1071	Health specialties teachers, postsecondary	110	0.01	#	\$54,562	2.12	#	#	#	#	#	\$31,973	\$44,379	\$55,897	\$62,689	\$74,851	0.30
25-1072	Nursing instructors and teachers, postsecondary	130	1.06	#	\$79,769	7.58	#	#	#	#	#	\$44,837	\$57,321	\$72,032	\$99,340	\$122,187	1.18
25-1081	Education teachers, postsecondary	110	0.86	#	\$48,272	2.54	#	#	#	#	#	\$27,196	\$33,915	\$41,084	\$65,349	\$77,775	0.90
25-1111	Criminal justice and law enforcement teachers, postsecondary	120	27.75	#	\$67,167	15.55	#	#	#	#	#	\$51,177	\$55,157	\$61,276	\$84,591	\$95,039	4.34
25-1121	Art, drama, and music teachers, postsecondary	240	17.63	#	\$52,963	9.13	#	#	#	#	#	\$22,106	\$35,674	\$45,614	\$62,260	\$89,164	1.29
25-1122	Communications teachers, postsecondary	70	4.01	#	\$53,423	5.99	#	#	#	#	#	\$33,995	\$38,850	\$47,009	\$63,480	\$82,203	1.21
25-1123	English language and literature teachers, postsecondary	170	1.33	#	\$65,308	11.58	#	#	#	#	#	\$34,381	\$39,656	\$49,956	\$67,203	\$126,157	1.26
25-1124	Foreign language and literature teachers, postsecondary	110	12.44	#	\$60,260	3.37	#	#	#	#	#	\$41,315	\$45,375	\$53,483	\$64,867	\$101,730	2.03
25-1125	History teachers, postsecondary	70	4.11	#	\$78,507	13.93	#	#	#	#	#	\$35,216	\$40,272	\$60,878	\$98,220	\$154,910	1.61
25-1194	Vocational education teachers, postsecondary	360	15.16	\$28.57	\$59,429	8.32	\$16.09	\$20.27	\$26.39	\$34.45	\$46.46	\$33,457	\$42,157	\$54,899	\$71,658	\$96,632	1.64
25-1199	Postsecondary teachers, all other	90	0.00	#	\$49,352	1.65	#	#	#	#	#	\$23,678	\$34,572	\$44,376	\$61,692	\$78,884	0.23
25-2011	Preschool teachers, except special education	900	16.22	\$14.41	\$29,976	5.09	\$10.02	\$11.52	\$13.39	\$15.44	\$19.91	\$20,844	\$23,965	\$27,850	\$32,111	\$41,417	1.14
25-2012	Kindergarten teachers, except special education	520	4.39	#	\$45,510	1.59	#	#	#	#	#	\$33,214	\$37,398	\$44,357	\$51,398	\$62,224	1.93
25-2021	Elementary school teachers, except special education	3,790	1.53	#	\$47,295	1.35	#	#	#	#	#	\$34,110	\$38,810	\$46,100	\$54,961	\$63,776	1.39
25-2022	Middle school teachers, except special and career/technical educa	1,790	0.56	#	\$47,465	1.24	#	#	#	#	#	\$34,338	\$39,055	\$46,306	\$55,413	\$63,473	1.50
25-2023	Career/technical education teachers, middle school	20	0.00	#	\$51,861	2.53	#	#	#	#	#	\$29,496	\$41,975	\$52,008	\$64,096	\$73,508	#
25-2031	Secondary school teachers, except special and career/technical ed	2,520	2.54	#	\$48,619	1.31	#	#	#	#	#	\$34,885	\$40,254	\$47,438	\$56,768	\$64,728	1.27
25-2032	Career/technical education teachers, secondary school	50	1.42	#	\$52,906	1.67	#	#	#	#	#	\$39,190	\$45,555	\$53,164	\$60,682	\$66,632	0.34
25-2051	Special education teachers, preschool	110	0.38	#	\$48,547	1.41	#	#	#	#	#	\$37,001	\$41,826	\$47,097	\$53,113	\$62,891	1.97
25-2052	Special education teachers, kindergarten and elementary school	440	2.10	#	\$46,819	1.22	#	#	#	#	#	\$34,525	\$39,055	\$45,711	\$53,306	\$62,421	1.23
25-2053	Special education teachers, middle school	210	0.39	#	\$47,486	1.29	#	#	#	#	#	\$34,962	\$39,677	\$45,983	\$52,583	\$63,994	1.26
25-2054	Special education teachers, secondary school	290	3.63	#	\$49,561	1.38	#	#	#	#	#	\$36,383	\$41,773	\$47,687	\$56,267	\$64,773	1.11
25-3011	Adult basic and secondary education and literacy teachers and ins	50	22.10	\$22.11	\$45,982	4.32	\$15.53	\$17.42	\$21.30	\$26.40	\$30.04	\$32,298	\$36,227	\$44,305	\$54,917	\$62,488	0.44
25-3021	Self-enrichment education teachers	460	20.98	\$19.17	\$39,883	10.04	\$9.37	\$9.53	\$17.81	\$25.85	\$33.72	\$19,485	\$19,818	\$37,055	\$53,763	\$70,136	1.00
25-3097	Teachers and instructors, all other, except substitute teachers	530	26.22	#	\$78,698	14.36	#	#	#	#	#	\$34,482	\$42,352	\$51,970	\$82,595	\$172,069	0.93
25-4012	Curators	20	27.16	\$28.12	\$58,497	5.40	\$16.98	\$22.85	\$28.82	\$34.98	\$37.94	\$35,308	\$47,533	\$59,948	\$72,758	\$78,912	#
25-4013	Museum technicians and conservators	10	4.81	\$25.42	\$52,883	3.23	\$16.27	\$18.10	\$24.30	\$32.89	\$35.15	\$33,845	\$37,641	\$50,534	\$68,404	\$73,112	#
25-4021	Librarians	260	3.98	\$34.23	\$71,191	3.52	\$20.88	\$25.93	\$33.79	\$42.11	\$48.72	\$43,428	\$53,931	\$70,289	\$87,587	\$101,339	1.08
25-4031	Library technicians	380	5.27	\$15.69	\$32,633	1.71	\$10.99	\$12.97	\$15.27	\$18.40	\$20.91	\$22,861	\$26,978	\$31,770	\$38,277	\$43,485	2.17
25-9031	Instructional coordinators	360	13.51	\$36.29	\$75,490	3.31	\$20.43	\$28.33	\$35.92	\$44.11	\$51.80	\$42,503	\$58,919	\$74,707	\$91,751	\$107,741	1.17
25-9041	Teacher assistants	2,680	2.34	#	\$26,830	1.42	#	#	#	#	#	\$20,577	\$22,980	\$26,342	\$29,731	\$33,870	1.07
25-9099	Education, training, and library workers, all other	320	16.67	\$25.35	\$52,738	4.65	\$16.44	\$18.95	\$23.76	\$31.68	\$36.46	\$34,199	\$39,416	\$49,425	\$65,885	\$75,828	1.66

Data unavailable

Occupational Code	Occupational Title	Employment Estimate	Employment Percentage Relative Standard Error	Average Hourly Wage	Average Annual Wage	Wage Percentage Relative Standard Error	10th Percentile (Hourly)	25th Percentile (Hourly)	50th Percentile (Hourly)	75th Percentile (Hourly)	90th Percentile (Hourly)	10th Percentile (Annual)	25th Percentile (Annual)	50th Percentile (Annual)	75th Percentile (Annual)	90th Percentile (Annual)	Location Quotients
27-0000	Arts, design, entertainment, sports, and media occupations	4,190	4.46	\$24.38	\$50,716	3.50	\$10.18	\$14.33	\$21.55	\$31.11	\$41.98	\$21,181	\$29,806	\$44,834	\$64,718	\$87,316	1.13
27-1011	Art directors	50	14.84	\$41.86	\$87,065	17.49	\$20.18	\$23.64	\$34.36	\$44.36	\$49.66	\$41,981	\$49,174	\$71,473	\$92,269	\$103,301	0.73
27-1013	Fine artists, including painters, sculptors, and illustrators	#	#	\$15.86	\$32,994	11.21	\$9.35	\$15.04	\$16.40	\$17.76	\$18.58	\$19,457	\$31,285	\$34,117	\$36,950	\$38,649	#
27-1019	Artists and related workers, all other	30	22.33	\$27.48	\$57,167	4.97	\$15.92	\$18.19	\$23.06	\$39.65	\$45.48	\$33,105	\$37,832	\$47,973	\$82,466	\$94,591	2.39
27-1023	Floral designers	140	19.99	\$14.22	\$29,575	8.12	\$9.40	\$9.66	\$13.65	\$16.64	\$19.71	\$19,542	\$20,097	\$28,391	\$34,620	\$41,005	1.71
27-1024	Graphic designers	340	11.15	\$26.15	\$54,383.00	4.83	\$14.28	\$17.40	\$22.80	\$31.76	\$46.29	\$29,702.00	\$36,193.00	\$47,415.00	\$66,071.00	\$96,286.00	0.81
27-1025	Interior designers	190	21.82	\$19.68	\$40,943	11.79	\$9.45	\$11.52	\$17.71	\$26.37	\$35.13	\$19,665	\$23,968	\$36,835	\$54,859	\$73,075	1.74
27-1026	Merchandise displayers and window trimmers	210	23.58	\$14.58	\$30,334	4.45	\$10.34	\$12.21	\$13.68	\$15.43	\$18.82	\$21,503	\$25,390	\$28,464	\$32,088	\$39,139	0.90
27-2011	Actors	10	5.04	\$17.77	#	4.35	\$15.29	\$16.06	\$17.34	\$18.62	\$22.47	#	#	#	#	#	#
27-2012	Producers and directors	140	11.13	\$23.92	\$49,760	6.15	\$13.95	\$17.22	\$22.68	\$29.04	\$36.54	\$29,026	\$35,821	\$47,176	\$60,397	\$76,013	0.62
27-2021	Athletes and sports competitors	#	#	#	\$37,600	19.63	#	#	#	#	#	\$19,450	\$19,609	\$25,852	\$38,530	\$62,593	#
27-2022	Coaches and scouts	660	17.62	#	\$45,832	7.27	#	#	#	#	#	\$19,871	\$23,119	\$31,309	\$57,257	\$81,417	1.45
27-2023	Umpires, referees, and other sports officials	80	42.06	#	\$27,665	13.31	#	#	#	#	#	\$19,640	\$20,187	\$22,400	\$24,632	\$61,232	2.17
27-2042	Musicians and singers	#	#	\$23.90	#	8.64	\$9.58	\$20.26	\$22.12	\$23.98	\$25.08	#	#	#	#	#	#
27-2099	Entertainers and performers, sports and related workers, all other	50	25.60	\$30.67	#	3.86	\$16.62	\$22.24	\$28.11	\$35.47	\$52.07	#	#	#	#	#	2.47
27-3011	Radio and television announcers	50	36.91	\$18.88	\$39,263	10.79	\$9.89	\$12.35	\$17.72	\$22.91	\$27.64	\$20,571	\$25,692	\$36,848	\$47,645	\$57,498	0.82
27-3022	Reporters and correspondents	90	10.45	\$19.36	\$40,265	2.87	\$13.52	\$15.75	\$18.06	\$22.36	\$28.05	\$28,119	\$32,750	\$37,559	\$46,504	\$58,349	1.14
27-3031	Public relations specialists	460	6.08	\$29.17	\$60,681	2.75	\$17.47	\$21.20	\$26.07	\$36.34	\$45.89	\$36,345	\$44,098	\$54,228	\$75,595	\$95,449	1.03
27-3041	Editors	230	13.99	\$26.16	\$54,421	4.25	\$11.43	\$17.52	\$25.39	\$33.71	\$41.06	\$23,781	\$36,437	\$52,821	\$70,113	\$85,395	1.24
27-3042	Technical writers	210	12.89	\$30.36	\$63,140	4.02	\$15.59	\$24.24	\$30.46	\$37.75	\$45.61	\$32,423	\$50,418	\$63,363	\$78,525	\$94,862	2.14
27-3043	Writers and authors	90	14.22	\$27.42	\$57,039	1.94	\$17.32	\$20.36	\$25.79	\$31.72	\$43.17	\$36,028	\$42,341	\$53,635	\$65,985	\$89,795	1.00
27-3091	Interpreters and translators	250	34.43	\$26.17	\$54,424	2.16	\$19.77	\$21.57	\$24.65	\$30.50	\$36.34	\$41,113	\$44,872	\$51,276	\$63,434	\$75,583	2.41
27-3099	Media and communication workers, all other	40	27.91	\$25.39	\$52,812	6.67	\$16.65	\$19.58	\$22.61	\$30.90	\$39.61	\$34,629	\$40,718	\$47,029	\$64,266	\$82,399	0.95
27-4011	Audio and video equipment technicians	80	9.83	\$24.24	\$50,423	3.89	\$16.03	\$18.98	\$23.21	\$30	\$36	\$33,351	\$39,489	\$48,287	\$61,512	\$74,007	0.55
27-4012	Broadcast technicians	60	25.53	\$18.94	\$39,393	7.43	\$9.57	\$11.56	\$16.49	\$22	\$36	\$19,907	\$24,044	\$34,298	\$45,986	\$74,390	0.95
27-4014	Sound engineering technicians	20	13.10	\$24.45	\$50,864	4.59	\$10.93	\$16.00	\$24.61	\$32.11	\$39.38	\$22,739	\$33,282	\$51,189	\$66,789	\$81,918	#
27-4021	Photographers	110	27.45	\$12.26	\$25,510	4.42	\$9.42	\$9.59	\$10.84	\$12.44	\$17.34	\$19,585	\$19,950	\$22,539	\$25,880	\$36,068	1.13
27-4031	Camera operators, television, video, and motion picture	40	25.45	\$30.76	\$63,990	16.18	\$12.78	\$15.43	\$21.27	\$42.51	\$79.58	\$26,578	\$32,092	\$44,237	\$88,423	\$165,520	1.07
27-4032	Film and video editors	20	13.70	\$18.17	\$37,794	3.44	\$12.38	\$13.86	\$16.24	\$19	\$29	\$25,743	\$28,824	\$33,782	\$39,312	\$60,418	#
27-4099	Media and communication equipment workers, all other	230	3.74	\$39.66	\$82,487	4.79	\$24.12	\$34.04	\$40.80	\$47.13	\$54	\$50,160	\$70,804	\$84,872	\$98,038	\$112,446	6.15
29-0000	Healthcare practitioners and technical occupations	16,610	2.48	\$38.71	\$80,514	3.30	\$15.98	\$23.06	\$33	\$44	\$64	\$33,230	\$47,965	\$67,857	\$90,663	\$133,564	1.01
29-1011	Chiropractors	150	16.74	\$88.39	\$183,857	22.85	\$32.16	\$43.38	\$91.50	#	#	\$66,885	\$90,233	\$190,313	#	#	2.28
29-1021	Dentists, general	120	44.15	\$72.83	\$151,477	18.82	\$33.18	\$38.27	\$59	\$97	#	\$69,012	\$79,609	\$121,958	\$202,079	#	0.55
29-1031	Dietitians and nutritionists	110	11.86	\$29.77	\$61,922	2.95	\$22.18	\$26	\$30	\$35	\$38	\$46,126	\$54,303	\$61,984	\$71,981	\$78,970	0.89
29-1041	Optometrists	70	23.96	\$75.57	\$157,196	24.99	\$18.30	\$53.04	\$61	#	#	\$38,058	\$110,328	\$127,415	#	#	1.00
29-1051	Pharmacists	500	4.24	\$53.97	\$112,263	6.20	\$19.55	\$49.48	\$56.63	\$65.54	\$74.61	\$40,669	\$102,913	\$117,798	\$136,327	\$155,188	0.83
29-1062	Family and general practitioners	410	29.29	\$104.05	\$216,422	8.37	\$69.75	\$85.25	\$95.89	#	#	\$145,071	\$177,328	\$199,447	#	#	1.68
29-1063	Internists, general	30	22.59	\$63.94	\$132,991	9.25	\$28.66	\$41.29	\$70.67	\$79.46	\$91.80	\$59,610	\$85,876	\$146,990	\$165,283	\$190,939	#
29-1064	Obstetricians and gynecologists	#	#	\$138.94	\$288,991	9.48	#	#	#	#	#	#	#	#	#	#	#
29-1065	Pediatricians, general	30	42.37	\$64.60	\$134,377	7.04	\$35.18	\$43.08	\$61.97	\$85.34	\$96.05	\$73,173	\$89,613	\$128,904	\$177,503	\$199,774	0.55
29-1066	Psychiatrists	40	42.56	\$128.36	\$266,985	11.23	\$83.41	#	#	#	#	\$173,498	#	#	#	#	0.76
29-1067	Surgeons	100	36.67	\$143.56	\$298,598	8.23	#	#	#	#	#	#	#	#	#	#	1.36
29-1069	Physicians and surgeons, all other	360	23.22	\$113.23	\$235,519	7.67	\$40.47	\$89.20	#	#	#	\$84,185	\$185,538	#	#	#	0.53
29-1071	Physician assistants	310	20.96	\$44.87	\$93,337	4.21	\$29.41	\$39.70	\$44.29	\$49.45	\$60.15	\$61,169	\$82,571	\$92,128	\$102,849	\$125,121	1.46
29-1122	Occupational therapists	370	12.31	\$52.95	\$110,130	5.05	\$32.65	\$38.16	\$47.25	\$70.73	\$78.44	\$67,921	\$79,379	\$98,286	\$147,109	\$163,152	1.53
29-1123	Physical therapists	540	20.37	\$42.17	\$87,713.00	\$3.99	\$29.18	\$33.60	\$39.71	\$47.37	\$63.72	\$60,685.00	\$69,897.00	\$82,597.00	\$98,525.00	\$132,533.00	1.25
29-1124	Radiation therapists	30	24.26	\$39.28	\$81,709	16.02	\$18.37	\$23.52	\$42.30	\$52.43	\$58.97	\$38,201	\$48,915	\$87,987	\$109,061	\$122,652	0.90
29-1125	Recreational therapists	10	29.00	\$23.43	\$48,735	14.44	\$13.46	\$15.29	\$22.95	\$29.79	\$34.02	\$27,989	\$31,807	\$47,735	\$61,968	\$70,770	#
29-1126	Respiratory therapists	250	8.94	\$29.89	\$62,178	3.49	\$23.67	\$26.16	\$29.27	\$34.03	\$38.06	\$49,229	\$54,417	\$60,890	\$70,780	\$79,165	1.00

Data unavailable

Occupational Code	Occupational Title	Employment Estimate	Employment Percentage Relative Standard Error	Average Hourly Wage	Average Annual Wage	Wage Percentage Relative Standard Error	10th Percentile (Hourly)	25th Percentile (Hourly)	50th Percentile (Hourly)	75th Percentile (Hourly)	90th Percentile (Hourly)	10th Percentile (Annual)	25th Percentile (Annual)	50th Percentile (Annual)	75th Percentile (Annual)	90th Percentile (Annual)	Location Quotients
29-1127	Speech-language pathologists	470	13.19	\$40.89	\$85,052	4.25	\$22.52	\$31.33	\$40.08	\$48.53	\$62.54	\$46,834	\$65,163	\$83,369	\$100,939	\$130,080	1.71
29-1128	Exercise physiologists	20	0.00	#	#	#	#	#	#	#	#	#	#	#	#	#	#
29-1129	Therapists, all other	20	0.00	\$30.02	\$62,434	3.08	\$23.26	\$25.16	\$27.76	\$31.77	\$44.00	\$48,377	\$52,328	\$57,741	\$66,074	\$91,510	#
29-1131	Veterinarians	230	15.94	\$40.94	\$85,162	7.92	\$29.33	\$33.36	\$38.66	\$48.87	\$58.19	\$61,009	\$69,386	\$80,416	\$101,644	\$121,043	1.73
29-1141	Registered nurses	5,790	3.79	\$34.05	\$70,817	2.01	\$24.75	\$28.21	\$33.90	\$39.65	\$46.26	\$51,470	\$58,670	\$70,504	\$82,468	\$96,227	1.03
29-1161	Nurse midwives	#	#	\$45.79	\$95,247	4.71	\$41.62	\$43.34	\$46.20	\$49.06	\$50.77	\$86,574	\$90,143	\$96,090	\$102,038	\$105,606	#
29-1171	Nurse practitioners	350	19.64	#	#	#	#	#	#	#	#	#	#	#	#	#	1.08
29-1181	Audiologists	10	15.30	\$45.95	\$95,582	3.57	\$40.46	\$42.48	\$45.83	\$49.22	\$57.38	\$84,159	\$88,367	\$95,324	\$102,384	\$119,352	#
29-1199	Health diagnosing and treating practitioners, all other	#	#	\$19.74	\$41,057	18.52	\$12.67	\$13.68	\$20.10	\$23.45	\$31.35	\$26,357	\$28,451	\$41,814	\$48,784	\$65,212	#
29-2010	Clinical laboratory technologists and technicians	390	2.95	\$28.99	\$60,302	3.30	\$18.25	\$23.94	\$29.70	\$34.79	\$37.89	\$37,953	\$49,795	\$61,767	\$72,367	\$78,803	0.62
29-2021	Dental hygienists	440	22.91	\$37.16	\$77,300	3.46	\$31.56	\$33.53	\$36.78	\$41.10	\$46.72	\$65,635	\$69,747	\$76,507	\$85,490	\$97,173	1.08
29-2031	Cardiovascular technologists and technicians	90	20.13	\$30.02	\$62,452	5.04	\$14.25	\$18.72	\$30.55	\$40.38	\$46.37	\$29,633	\$38,942	\$63,544	\$83,999	\$96,456	0.84
29-2032	Diagnostic medical sonographers	160	15.45	\$34.73	\$72,235	5.00	\$17.42	\$30.76	\$36.81	\$43.27	\$47.45	\$36,241	\$63,983	\$76,561	\$90,007	\$98,700	1.21
29-2033	Nuclear medicine technologists	40	0.00	\$37.11	\$77,181	2.31	\$30.79	\$32.75	\$36.50	\$41.87	\$46.85	\$64,034	\$68,127	\$75,917	\$87,083	\$97,458	0.99
29-2034	Radiologic technologists and technicians	420	4.61	\$28.26	\$58,786	1.95	\$20.11	\$23.00	\$27.54	\$33.62	\$38.19	\$41,820	\$47,848	\$57,274	\$69,921	\$79,428	1.08
29-2035	Magnetic resonance imaging technologists	50	5.55	\$33.64	\$69,977	2.83	\$26.31	\$29.09	\$33.38	\$37.52	\$42.85	\$54,733	\$60,497	\$69,440	\$78,044	\$89,119	0.64
29-2041	Emergency medical technicians and paramedics	550	36.99	\$17.28	\$35,945	3.51	\$10.71	\$12.08	\$14.91	\$18.90	\$28.53	\$22,286	\$25,125	\$31,005	\$39,307	\$59,346	1.13
29-2051	Dietetic technicians	#	#	\$11.83	\$24,602	4.92	\$9.33	\$9.38	\$11.06	\$13.78	\$15.76	\$19,415	\$19,520	\$23,005	\$28,655	\$32,771	#
29-2052	Pharmacy technicians	690	10.51	\$16.89	\$35,141	2.21	\$12.43	\$14.18	\$16.77	\$19.03	\$22.34	\$25,845	\$29,485	\$34,878	\$39,572	\$46,470	0.85
29-2055	Surgical technologists	160	21.88	\$25.05	\$52,097	2.49	\$16.01	\$21.00	\$24.80	\$28.21	\$30.28	\$33,298	\$43,680	\$51,582	\$58,677	\$62,987	0.78
29-2056	Veterinary technologists and technicians	540	9.91	\$17.12	\$35,619	6.94	\$12.50	\$13.93	\$16.66	\$20.18	\$23.21	\$25,992	\$28,967	\$34,654	\$41,965	\$48,273	2.71
29-2057	Ophthalmic medical technicians	160	31.03	\$15.54	\$32,330	6.08	\$10.99	\$12.70	\$14.47	\$17.82	\$22.04	\$22,863	\$26,421	\$30,108	\$37,067	\$45,849	1.69
29-2061	Licensed practical and licensed vocational nurses	830	9.22	\$22.13	\$46,024	2.42	\$16.95	\$19.76	\$21.88	\$24.46	\$28.63	\$35,255	\$41,104	\$45,512	\$50,872	\$59,541	0.61
29-2071	Medical records and health information technicians	310	8.32	\$19.05	\$39,626	1.99	\$13.46	\$15.13	\$18.07	\$22.47	\$26.20	\$27,987	\$31,478	\$37,590	\$46,742	\$54,497	0.80
29-2081	Opticians, dispensing	270	29.24	\$16.31	\$33,917	3.36	\$12.29	\$13.46	\$15.73	\$18.40	\$22.04	\$25,554	\$27,999	\$32,711	\$38,279	\$45,849	1.83
29-2091	Orthotists and prosthetists	#	#	\$31.97	\$66,507	22.54	\$20.65	\$22.18	\$24.79	\$37.78	\$54.36	\$42,956	\$46,131	\$51,570	\$78,581	\$113,078	#
29-2099	Health technologists and technicians, all other	360	15.35	\$21.17	\$44,030	2.33	\$13.32	\$15.15	\$20.53	\$26.66	\$30.45	\$27,697	\$31,509	\$42,709	\$55,450	\$63,334	1.48
29-9011	Occupational health and safety specialists	110	7.44	\$35.84	\$74,550	3.01	\$21.28	\$28.87	\$34.97	\$40.81	\$50.00	\$44,264	\$60,049	\$72,739	\$84,876	\$103,998	0.69
29-9012	Occupational health and safety technicians	10	18.18	\$29.96	\$62,317	5.65	\$18.63	\$24.33	\$29.84	\$36.03	\$41.42	\$38,759	\$50,598	\$62,077	\$74,946	\$86,162	#
29-9091	Athletic trainers	30	7.24	#	\$54,886	4.80	#	#	#	#	#	\$32,929	\$38,703	\$50,267	\$72,120	\$84,451	#
29-9099	Healthcare practitioners and technical workers, all other	20	0.00	\$24.38	\$50,700	3.00	\$10.43	\$20.01	\$22.66	\$25.49	\$47.13	\$21,684	\$41,630	\$47,124	\$53,026	\$98,038	#
31-0000	Healthcare support occupations	8,530	4.06	\$15.43	\$32,095	1.53	\$10.55	\$12.51	\$14.58	\$17.62	\$21.54	\$21,948	\$26,024	\$30,333	\$36,644	\$44,793	1.08
31-1011	Home health aides	940	13.01	\$12.21	\$25,405	2.48	\$9.94	\$10.59	\$11.68	\$13.67	\$15.12	\$20,682	\$22,036	\$24,291	\$28,436	\$31,459	0.60
31-1014	Nursing assistants	2,970	5.33	\$13.78	\$28,663	1.46	\$10.34	\$12.18	\$13.75	\$15.31	\$17.66	\$21,516	\$25,328	\$28,591	\$31,850	\$36,728	1.06
31-1015	Orderlies	170	6.34	\$13.04	\$27,118	2.39	\$10.11	\$11.25	\$12.86	\$14.29	\$15.17	\$21,018	\$23,396	\$26,749	\$29,730	\$31,564	1.72
31-2011	Occupational therapy assistants	120	21.76	\$28.22	\$58,692	4.57	\$20.81	\$23.77	\$27.14	\$30.21	\$40.04	\$43,275	\$49,434	\$56,444	\$62,828	\$83,283	1.49
31-2021	Physical therapist assistants	230	26.01	\$22.87	\$47,580	4.46	\$13.06	\$15.38	\$23.44	\$28.68	\$32.18	\$27,163	\$31,998	\$48,761	\$59,645	\$66,936	1.33
31-2022	Physical therapist aides	60	45.16	\$12.93	\$26,884	5.52	\$10.05	\$11.00	\$12.88	\$14.59	\$16.25	\$20,897	\$22,883	\$26,796	\$30,344	\$33,810	0.62
31-9011	Massage therapists	#	#	\$19.02	\$39,556	3.54	\$10.36	\$15.21	\$18.10	\$22.57	\$29.41	\$21,556	\$31,644	\$37,639	\$46,949	\$61,172	#
31-9091	Dental assistants	1,270	13.73	\$16.95	\$35,248	4.02	\$11.26	\$13.81	\$16.61	\$20.41	\$23.29	\$23,429	\$28,726	\$34,550	\$42,443	\$48,437	1.95
31-9092	Medical assistants	1,500	10.73	\$15.91	\$33,099	2.64	\$12.51	\$13.68	\$15.55	\$17.74	\$19.35	\$26,018	\$28,457	\$32,336	\$36,906	\$40,254	1.20
31-9093	Medical equipment preparers	110	15.88	\$16.86	\$35,068	3.87	\$12.89	\$14.92	\$16.94	\$18.77	\$21.37	\$26,813	\$31,042	\$35,238	\$39,035	\$44,457	1.06
31-9094	Medical transcriptionists	100	14.92	\$20.56	\$42,756	9.71	\$9.76	\$16.14	\$20.26	\$24.42	\$30.32	\$20,309	\$33,565	\$42,150	\$50,797	\$63,073	0.95
31-9096	Veterinary assistants and laboratory animal caretakers	100	47.71	\$13.35	\$27,771	4.43	\$9.96	\$11.22	\$13.08	\$15.54	\$17.69	\$20,711	\$23,334	\$27,208	\$32,315	\$36,798	0.62
31-9097	Phlebotomists	320	19.37	\$16.76	\$34,856	3.38	\$12.43	\$14.33	\$16.75	\$18.97	\$22.16	\$25,851	\$29,811	\$34,842	\$39,458	\$46,084	1.37
31-9099	Healthcare support workers, all other	360	6.31	\$17.75	\$36,920	3.94	\$11.05	\$13.78	\$17.74	\$21.57	\$24.33	\$22,977	\$28,669	\$36,906	\$44,871	\$50,599	2.04
33-0000	Protective service occupations	6,210	3.94	\$21.94	\$45,634	6.96	\$10.07	\$12.24	\$19.05	\$29.70	\$37.94	\$20,947	\$25,466	\$39,626	\$61,785	\$78,912	0.94
33-1011	First-line supervisors of correctional officers	20	5.11	\$35.23	\$73,277.00	\$7.64	\$24.06	\$25.26	\$34.08	\$43.81	\$48.78	\$50,040.00	\$52,534.00	\$70,883.00	\$91,115.00	\$101,470.00	#
33-1012	First-line supervisors of police and detectives	110	1.53	\$44.05	\$91,618	3.11	\$24.69	\$31.11	\$46.46	\$52.37	\$62.69	\$51,357	\$64,712	\$96,635	\$108,924	\$130,404	0.54
33-1021	First-line supervisors of fire fighting and prevention workers	190	13.53	\$31.64	\$65,820	4.82	\$14.49	\$25.71	\$32.46	\$38.35	\$45.47	\$30,132	\$53,467	\$67,518	\$79,768	\$94,581	1.69

Data unavailable

Occupational Code	Occupational Title	Employment Estimate	Employment Percentage Relative Standard Error	Average Hourly Wage	Average Annual Wage	Wage Percentage Relative Standard Error	10th Percentile (Hourly)	25th Percentile (Hourly)	50th Percentile (Hourly)	75th Percentile (Hourly)	90th Percentile (Hourly)	10th Percentile (Annual)	25th Percentile (Annual)	50th Percentile (Annual)	75th Percentile (Annual)	90th Percentile (Annual)	Location Quotients
33-1099	First-line supervisors of protective service workers, all other	160	14.03	\$24.05	\$50,015	6.63	\$13.43	\$15.40	\$22.54	\$27.85	\$37.20	\$27,937	\$32,033	\$46,876	\$57,932	\$77,375	1.08
33-2011	Firefighters	900	7.75	\$21.25	\$44,204	4.02	\$12.47	\$15.37	\$21.86	\$26.68	\$30.10	\$25,944	\$31,980	\$45,477	\$55,503	\$62,611	1.45
33-2021	Fire inspectors and investigators	20	6.42	\$31.97	\$66,494	\$4.09	\$26.62	\$28.01	\$30.33	\$33.79	\$42.21	\$55,373	\$58,264	\$63,082	\$70,292	\$87,798	#
33-3021	Detectives and criminal investigators	160	3.03	\$38.20	\$79,453	5.55	\$25.63	\$28.89	\$33.84	\$43.72	\$62.38	\$53,320	\$60,088	\$70,379	\$90,946	\$129,752	0.77
33-3051	Police and sheriff's patrol officers	1,260	1.86	\$33.16	\$68,979	3.45	\$23.12	\$28.61	\$34.44	\$38.23	\$40.65	\$48,093	\$59,515	\$71,632	\$79,508	\$84,555	0.99
33-9011	Animal control workers	30	5.21	#	#	#	#	#	#	#	#	#	#	#	#	#	#
33-9021	Private detectives and investigators	20	36.75	#	#	#	#	#	#	#	#	#	#	#	#	#	#
33-9031	Gaming surveillance officers and gaming investigators	30	2.33	\$14.45	\$30,058	3.59	\$10.46	\$11.79	\$14.47	\$17.39	\$18.74	\$21,764	\$24,530	\$30,103	\$36,167	\$38,984	#
33-9032	Security guards	1,940	10.77	\$15.33	\$31,895	4.74	\$9.87	\$10.95	\$13.19	\$16.90	\$21.56	\$20,524	\$22,771	\$27,434	\$35,149	\$44,854	0.91
33-9091	Crossing guards	#	#	\$11.77	\$24,479	9.43	\$9.43	\$9.61	\$10.01	\$13.18	\$16.31	\$19,604	\$19,994	\$20,811	\$27,407	\$33,923	#
33-9092	Lifeguards, ski patrol, and other recreational protective service workers	290	27.78	\$10.13	\$21,069	1.75	\$9.37	\$9.48	\$9.70	\$10.46	\$11.61	\$19,495	\$19,721	\$20,179	\$21,764	\$24,151	1.03
33-9093	Transportation security screeners	70	0.00	\$19.63	\$40,824	#	\$17.86	\$18.03	\$18.81	\$20.91	\$22.10	\$37,146	\$37,508	\$39,135	\$43,498	\$45,966	0.87
33-9099	Protective service workers, all other	600	2.62	\$14.19	\$29,522	2.67	\$9.73	\$10.59	\$12.21	\$16.27	\$21.25	\$20,237	\$22,028	\$25,406	\$33,838	\$44,195	2.30
35-0000	Food preparation and serving-related occupations	27,780	3.47	\$12.12	\$25,213	1.95	\$9.34	\$9.47	\$9.93	\$12.98	\$18.01	\$19,429	\$19,702	\$20,662	\$27,000	\$37,470	1.09
35-1012	First-line supervisors of food preparation and serving workers	2,010	10.60	\$17.89	\$37,214	3.55	\$10.39	\$13.24	\$17.29	\$21.77	\$26.73	\$21,609	\$27,539	\$35,969	\$45,274	\$55,603	1.13
35-2011	Cooks, fast food	1,250	27.24	\$10.62	\$22,094	4.52	\$9.37	\$9.48	\$9.86	\$11.63	\$13.11	\$19,495	\$19,719	\$20,514	\$24,186	\$27,279	1.29
35-2012	Cooks, institution and cafeteria	1,180	10.18	\$12.61	\$26,236	2.48	\$9.71	\$10.54	\$12.10	\$14.24	\$16.33	\$20,205	\$21,920	\$25,163	\$29,616	\$33,965	1.52
35-2014	Cooks, restaurant	2,970	12.65	\$12.84	\$26,715	1.71	\$10.10	\$10.91	\$12.31	\$14.48	\$16.92	\$21,002	\$22,685	\$25,613	\$30,110	\$35,189	1.21
35-2015	Cooks, short order	#	#	\$12.64	\$26,286	5.51	\$9.61	\$10.31	\$11.59	\$15.19	\$17.51	\$19,997	\$21,445	\$24,103	\$31,598	\$36,429	#
35-2021	Food preparation workers	970	21.92	\$11.58	\$24,089	2.86	\$9.39	\$9.64	\$10.76	\$12.73	\$14.81	\$19,524	\$20,057	\$22,378	\$26,472	\$30,798	0.60
35-3011	Bartenders	1,160	17.50	\$12.35	\$25,695	7.18	\$9.32	\$9.37	\$9.53	\$11.00	\$19.91	\$19,381	\$19,480	\$19,814	\$22,883	\$41,414	0.98
35-3021	Combined food preparation and serving workers, including fast food	6,970	7.70	\$10.61	\$22,073	1.60	\$9.35	\$9.43	\$9.69	\$11.15	\$13.44	\$19,442	\$19,605	\$20,151	\$23,185	\$27,964	1.01
35-3022	Counter attendants, cafeteria, food concession, and coffee shop	300	36.99	\$10.62	\$22,087	4.24	\$9.38	\$9.51	\$9.71	\$11.43	\$13.46	\$19,516	\$19,774	\$20,203	\$23,766	\$27,991	0.32
35-3031	Waiters and waitresses	5,900	8.19	\$11.52	\$23,958	4.29	\$9.30	\$9.34	\$9.50	\$9.78	\$19.96	\$19,354	\$19,423	\$19,770	\$20,347	\$41,522	1.18
35-3041	Food servers, nonrestaurant	750	24.61	\$10.91	\$22,692	2.41	\$9.37	\$9.50	\$9.88	\$11.98	\$14.16	\$19,489	\$19,754	\$20,544	\$24,924	\$29,453	1.47
35-9011	Dining room and cafeteria attendants and bartender helpers	780	17.93	\$10.10	\$21,013	2.33	\$9.33	\$9.39	\$9.53	\$9.81	\$11.35	\$19,402	\$19,534	\$19,825	\$20,412	\$23,598	0.93
35-9021	Dishwashers	930	14.86	\$10.34	\$21,502	1.55	\$9.37	\$9.49	\$9.77	\$11.01	\$12.03	\$19,482	\$19,739	\$20,318	\$22,903	\$25,022	0.96
35-9031	Hosts and hostesses, restaurant, lounge, and coffee shop	1,110	26.27	\$10.55	\$21,952	2.22	\$9.36	\$9.49	\$9.82	\$11.06	\$11.95	\$19,470	\$19,745	\$20,424	\$22,998	\$24,847	1.39
35-9099	Food preparation and serving related workers, all other	90	27.62	\$11.72	\$24,387	3.13	\$9.50	\$10.00	\$10.82	\$13.06	\$15.68	\$19,751	\$20,792	\$22,499	\$27,174	\$32,605	0.86
37-0000	Building and grounds cleaning and maintenance occupations	9,490	8.74	\$13.02	\$27,082	2.04	\$9.45	\$9.91	\$11.75	\$14.89	\$18.35	\$19,659	\$20,621	\$24,443	\$30,979	\$38,173	1.11
37-1011	First-line supervisors of housekeeping and janitorial workers	320	20.11	\$19.01	\$39,549	3.92	\$10.90	\$12.86	\$19.43	\$23.31	\$27.33	\$22,662	\$26,757	\$40,419	\$48,488	\$56,853	1.05
37-1012	First-line supervisors of landscaping, lawn service, and grounds	160	48.17	\$24.77	\$51,522	4.85	\$16.87	\$19.77	\$23.61	\$29.56	\$35.33	\$35,085	\$41,116	\$49,111	\$61,490	\$73,485	0.83
37-2011	Janitors and cleaners, except maids and housekeeping cleaners	4,020	9.28	\$12.90	\$26,833	2.96	\$9.41	\$9.69	\$12.18	\$15.14	\$17.86	\$19,574	\$20,147	\$25,335	\$31,491	\$37,141	0.96
37-2012	Maids and housekeeping cleaners	2,330	20.53	\$10.92	\$22,708	1.72	\$9.38	\$9.68	\$10.65	\$11.73	\$12.60	\$19,521	\$20,127	\$22,159	\$24,397	\$26,207	1.31
37-2021	Pest control workers	90	12.63	\$16.72	\$34,786	13.49	\$10.17	\$12.90	\$15.80	\$21.24	\$24.27	\$21,144	\$26,827	\$32,857	\$44,174	\$50,475	0.60
37-3011	Landscaping and groundskeeping workers	2,440	9.91	\$13.48	\$28,041.00	\$4.90	\$9.76	\$10.62	\$12.25	\$15.69	\$18.69	\$20,295.00	\$22,092.00	\$25,471.00	\$32,638.00	\$38,869.00	1.39
37-3013	Tree trimmers and pruners	#	#	\$14.68	\$30,532	4.66	\$12.83	\$13.33	\$14.18	\$15.02	\$15.52	\$26,687	\$27,736	\$29,485	\$31,233	\$32,282	#
39-0000	Personal care and service occupations	9,240	6.11	\$13.92	\$28,951	2.36	\$9.43	\$9.82	\$11.37	\$15.14	\$23.57	\$19,623	\$20,427	\$23,645	\$31,485	\$49,018	0.93
39-1010	First-line supervisors of gaming workers	80	9.04	\$23.36	\$48,586	2.32	\$15.65	\$18.48	\$21.80	\$27.12	\$36.74	\$32,544	\$38,432	\$45,345	\$56,409	\$76,422	1.37
39-1021	First-line supervisors of personal service workers	400	15.52	\$19.36	\$40,274	3.98	\$11.02	\$13.59	\$18.22	\$24.04	\$29.88	\$22,920	\$28,259	\$37,901	\$50,002	\$62,144	0.98
39-2021	Nonfarm animal caretakers	510	23.94	\$12.08	\$25,121	3.40	\$9.43	\$10.03	\$11.32	\$13.54	\$16.51	\$19,613	\$20,862	\$23,548	\$28,165	\$34,345	1.39
39-3011	Gaming dealers	210	0.00	\$15.80	\$32,866	3.26	\$9.30	\$9.31	\$11.19	\$22.65	\$24.40	\$19,349	\$19,358	\$23,269	\$47,111	\$50,759	1.18
39-3019	Gaming service workers, all other	50	13.54	\$14.61	\$30,382	3.60	\$9.98	\$11.33	\$13.32	\$17.24	\$22.22	\$20,750	\$23,559	\$27,707	\$35,851	\$46,218	2.64
39-3031	Ushers, lobby attendants, and ticket takers	360	35.10	\$11.99	\$24,945	5.31	\$9.52	\$9.87	\$10.78	\$11.70	\$14.67	\$19,796	\$20,524	\$22,432	\$24,341	\$30,520	1.51
39-3091	Amusement and recreation attendants	760	18.29	\$10.76	\$22,387	1.57	\$9.36	\$9.49	\$9.83	\$11.29	\$12.84	\$19,471	\$19,738	\$20,442	\$23,482	\$26,708	1.26

Data unavailable

Occupational Code	Occupational Title	Employment Estimate	Employment Percentage Relative Standard Error	Average Hourly Wage	Average Annual Wage	Wage Percentage Relative Standard Error	10th Percentile (Hourly)	25th Percentile (Hourly)	50th Percentile (Hourly)	75th Percentile (Hourly)	90th Percentile (Hourly)	10th Percentile (Annual)	25th Percentile (Annual)	50th Percentile (Annual)	75th Percentile (Annual)	90th Percentile (Annual)	Location Quotients
39-4011	Embalmers	#	#	\$19.29	\$40,134	12.24	\$13.80	\$16.05	\$20.30	\$22.96	\$24.55	\$28,705	\$33,387	\$42,215	\$47,748	\$51,068	#
39-5012	Hairdressers, hairstylists, and cosmetologists	950	18.87	\$16.26	\$33,828	9.08	\$9.52	\$10.02	\$11.85	\$18.28	\$29.59	\$19,792	\$20,840	\$24,658	\$38,013	\$61,538	1.39
39-5092	Manicurists and pedicurists	#	#	\$14.53	\$30,231	12.17	\$9.61	\$10.31	\$11.72	\$14.96	\$23.73	\$19,993	\$21,437	\$24,380	\$31,110	\$49,354	#
39-5094	Skincare specialists	110	45.47	\$21.09	\$43,869	6.30	\$11.69	\$16.57	\$21.29	\$24.49	\$29.52	\$24,310	\$34,461	\$44,287	\$50,931	\$61,399	1.30
39-6011	Baggage porters and bellhops	90	25.12	\$10.23	\$21,273	3.18	\$9.35	\$9.44	\$9.62	\$10.11	\$12.14	\$19,450	\$19,642	\$20,015	\$21,024	\$25,252	1.10
39-6012	Concierges	40	47.46	\$13.23	\$27,527	4.78	\$9.45	\$9.67	\$13.11	\$15.22	\$18.72	\$19,661	\$20,114	\$27,276	\$31,662	\$38,939	0.65
39-7010	Tour and travel guides	130	47.82	\$13.67	\$28,444	7.80	\$9.31	\$9.88	\$11.32	\$17.46	\$21.63	\$19,356	\$20,544	\$23,553	\$36,307	\$44,981	1.48
39-9011	Childcare workers	590	27.64	\$12.37	\$25,728	5.72	\$9.42	\$9.63	\$11.72	\$14.20	\$16.31	\$19,600	\$20,036	\$24,384	\$29,539	\$33,931	0.54
39-9021	Personal care aides	2,850	14.45	\$11.10	\$23,090	1.77	\$9.44	\$9.81	\$10.77	\$11.75	\$12.54	\$19,637	\$20,395	\$22,411	\$24,450	\$26,093	0.73
39-9031	Fitness trainers and aerobics instructors	900	11.34	\$22.09	\$45,948	2.78	\$9.70	\$17.09	\$23.20	\$27.91	\$30.57	\$20,180	\$35,544	\$48,249	\$58,049	\$63,580	1.67
39-9032	Recreation workers	620	20.58	\$12.45	\$25,890	2.72	\$9.43	\$9.67	\$11.14	\$14.12	\$17.77	\$19,614	\$20,121	\$23,170	\$29,364	\$36,955	0.91
39-9041	Residential advisors	140	12.11	\$12.75	\$26,510	3.16	\$9.39	\$9.52	\$12.12	\$14.72	\$17.79	\$19,524	\$19,793	\$25,201	\$30,624	\$36,994	0.67
39-9099	Personal care and service workers, all other	120	40.83	\$14.74	\$30,663	6.18	\$10.13	\$11.55	\$14.11	\$17.42	\$21.60	\$21,067	\$24,018	\$29,339	\$36,230	\$44,936	1.06
41-0000	Sales and related occupations	31,680	4.17	\$19.90	\$41,387	3.66	\$9.40	\$10.26	\$13.75	\$22.15	\$35.90	\$19,556	\$21,331	\$28,595	\$46,077	\$74,674	1.13
41-1011	First-line supervisors of retail sales workers	2,340	5.50	\$21.22	\$44,142	3.59	\$11.58	\$13.93	\$18.12	\$23.94	\$36.56	\$24,089	\$28,970	\$37,690	\$49,795	\$76,041	1.01
41-1012	First-line supervisors of non-retail sales workers	430	11.49	\$40.35	\$83,934	7.07	\$20.01	\$26.53	\$33.29	\$42.25	\$61.70	\$41,624	\$55,179	\$69,246	\$87,874	\$128,330	0.90
41-2011	Cashiers	7,390	9.86	\$11.81	\$24,563	1.97	\$9.34	\$9.49	\$10.71	\$13.09	\$16.79	\$19,427	\$19,737	\$22,282	\$27,231	\$34,920	1.07
41-2021	Counter and rental clerks	1,580	12.32	\$16.61	\$34,545	3.97	\$9.49	\$10.52	\$13.65	\$20.69	\$29.02	\$19,731	\$21,877	\$28,399	\$43,030	\$60,355	1.83
41-2022	Parts salespersons	430	19.34	\$15.49	\$32,212	5.60	\$9.67	\$10.79	\$14.09	\$18.26	\$25.83	\$20,108	\$22,437	\$29,316	\$37,989	\$53,717	0.87
41-2031	Retail salespersons	9,370	5.10	\$13.47	\$28,021	2.72	\$9.35	\$9.59	\$11.17	\$14.32	\$20.06	\$19,454	\$19,957	\$23,235	\$29,795	\$41,729	1.09
41-3011	Advertising sales agents	140	22.72	\$30.67	\$63,801	11.37	\$12.85	\$19.17	\$25.18	\$42.33	\$58.32	\$26,729	\$39,864	\$52,373	\$88,044	\$121,306	0.52
41-3031	Securities, commodities, and financial services sales agents	730	16.45	\$40.48	\$84,194	11.37	\$15.59	\$17.86	\$25.15	\$49.27	\$87.11	\$32,424	\$37,143	\$52,304	\$102,484	\$181,182	0.98
41-3041	Travel agents	70	14.07	\$18.43	\$38,337	9.15	\$11.14	\$13.28	\$16.51	\$21.77	\$27.76	\$23,165	\$27,629	\$34,330	\$45,282	\$57,748	0.52
41-3099	Sales representatives, services, all other	2,710	10.71	\$30.91	\$64,288	5.82	\$11.75	\$16.30	\$24.80	\$36.30	\$56.79	\$24,434	\$33,909	\$51,583	\$75,507	\$118,116	1.40
41-4011	Sales representatives, wholesale and manufacturing, technical and scientific products	380	30.66	\$40.93	\$85,135	5.20	\$20.96	\$32.47	\$37.95	\$51.40	\$63.29	\$43,597	\$67,539	\$78,926	\$106,910	\$131,643	0.60
41-4012	Sales representatives, wholesale and manufacturing, except technical and scientific products	1,990	9.93	\$29.53	\$61,428	4.46	\$13.25	\$17.98	\$25.86	\$36.62	\$50.08	\$27,568	\$37,407	\$53,783	\$76,178	\$104,162	0.74
41-9011	Demonstrators and product promoters	#	#	\$13.83	\$28,762	5.88	\$10.11	\$11.42	\$13.18	\$15.80	\$18.86	\$21,022	\$23,748	\$27,412	\$32,862	\$39,235	#
41-9021	Real estate brokers	330	33.40	\$29.06	\$60,450	27.26	\$9.33	\$9.38	\$24.21	\$31.96	\$64.43	\$19,409	\$19,506	\$50,352	\$66,473	\$134,023	4.28
41-9022	Real estate sales agents	440	31.64	\$17.86	\$37,140	13.97	\$9.31	\$9.45	\$16.12	\$23.55	\$29.18	\$19,362	\$19,660	\$33,534	\$48,975	\$60,696	1.56
41-9031	Sales engineers	130	25.15	\$44.00	\$91,529	3.76	\$25.36	\$34.41	\$43.48	\$50.87	\$62.25	\$52,749	\$71,574	\$90,445	\$105,809	\$129,488	0.96
41-9041	Telemarketers	180	30.16	#	#	#	#	#	#	#	#	#	#	#	#	#	0.50
41-9099	Sales and related workers, all other	430	15.46	\$16.82	\$34,989	6.56	\$9.40	\$9.55	\$15.42	\$21.17	\$28.46	\$19,552	\$19,863	\$32,071	\$44,024	\$59,204	2.37
43-0000	Office and administrative support occupations	41,970	2.13	\$17.31	\$35,995	1.19	\$10.16	\$12.14	\$16.13	\$20.76	\$26.88	\$21,130	\$25,254	\$33,551	\$43,174	\$55,918	0.99
43-1011	First-line supervisors of office and administrative support workers	2,240	4.27	\$26.25	\$54,591	1.70	\$14.89	\$19.33	\$25.69	\$31.66	\$38.35	\$30,965	\$40,204	\$53,429	\$65,854	\$79,775	0.80
43-2011	Switchboard operators, including answering service	90	23.67	\$14.73	\$30,646	4.19	\$11.09	\$12.69	\$14.42	\$16.87	\$18.96	\$23,071	\$26,399	\$29,994	\$35,092	\$39,446	0.61
43-3011	Bill and account collectors	240	16.90	\$17.28	\$35,938	5.08	\$11.88	\$13.36	\$16.27	\$20.34	\$25.13	\$24,715	\$27,784	\$33,834	\$42,312	\$52,269	0.45
43-3021	Billing and posting clerks and machine operators	1,020	14.73	\$16.99	\$35,337	4.09	\$9.46	\$13.46	\$16.77	\$19.43	\$24.01	\$19,667	\$27,998	\$34,885	\$40,409	\$49,934	1.11
43-3031	Bookkeeping, accounting, and auditing clerks	2,400	7.94	\$17.39	\$36,178	1.73	\$9.87	\$13.34	\$17.22	\$20.78	\$24.16	\$20,523	\$27,756	\$35,825	\$43,222	\$50,257	0.81
43-3041	Gaming cage workers	100	4.65	\$12.75	\$26,522	2.44	\$10.25	\$11.30	\$12.87	\$14.21	\$15.17	\$21,327	\$23,502	\$26,766	\$29,561	\$31,548	3.05
43-3051	Payroll and timekeeping clerks	210	12.64	\$20.97	\$43,625	2.60	\$13.74	\$16.44	\$20.21	\$25.10	\$29.35	\$28,578	\$34,196	\$42,030	\$52,207	\$61,047	0.71
43-3061	Procurement clerks	130	5.63	\$21.98	\$45,709	2.93	\$16.71	\$19.51	\$21.68	\$23.66	\$28.36	\$34,759	\$40,588	\$45,097	\$49,223	\$58,989	0.99
43-3071	Tellers	820	12.62	\$13.75	\$28,597	2.79	\$10.32	\$11.57	\$13.29	\$15.18	\$18.41	\$21,473	\$24,071	\$27,653	\$31,575	\$38,291	0.87
43-3099	Financial clerks, all other	170	19.73	\$22.17	\$46,110	3.82	\$16.46	\$19.46	\$21.92	\$24.34	\$28.82	\$34,239	\$40,471	\$45,583	\$50,621	\$59,947	2.77
43-4011	Brokerage clerks	130	24.22	\$25.95	\$53,982	2.27	\$19.19	\$21.99	\$26.00	\$29.78	\$34.64	\$39,912	\$45,747	\$54,077	\$61,949	\$72,042	1.18
43-4031	Court, municipal, and license clerks	450	1.43	\$20.09	\$41,777	1.96	\$15.95	\$17.13	\$19.06	\$22.52	\$25.03	\$33,166	\$36,629	\$39,637	\$46,849	\$52,061	1.73
43-4041	Credit authorizers, checkers, and clerks	80	25.46	\$20.62	\$42,898	11.26	\$12.73	\$14.47	\$17.01	\$21.39	\$39.31	\$26,476	\$30,100	\$35,385	\$44,500	\$81,762	1.20
43-4051	Customer service representatives	6,970	6.29	\$15.34	\$31,906	4.57	\$9.98	\$10.90	\$13.52	\$18.24	\$23.89	\$20,753	\$22,666	\$28,118	\$37,945	\$49,690	1.31
43-4061	Eligibility interviewers, government programs	210	1.47	\$18.68	\$38,845	4.27	\$15.00	\$16.53	\$18.24	\$20.41	\$23.67	\$31,207	\$34,373	\$37,942	\$42,454	\$49,227	0.76
43-4071	File clerks	250	14.50	\$14.78	\$30,734	3.09	\$10.65	\$12.21	\$14.35	\$17.32	\$19.23	\$22,155	\$25,398	\$29,850	\$36,020	\$40,003	1.07
43-4081	Hotel, motel, and resort desk clerks	630	11.64	\$11.89	\$24,734	3.14	\$9.52	\$10.15	\$11.27	\$13.01	\$15.64	\$19,806	\$21,102	\$23,434	\$27,054	\$32,539	1.28

Data unavailable

Occupational Code	Occupational Title	Employment Estimate	Employment Percentage Relative Standard Error	Average Hourly Wage	Average Annual Wage	Wage Percentage Relative Standard Error	10th Percentile (Hourly)	25th Percentile (Hourly)	50th Percentile (Hourly)	75th Percentile (Hourly)	90th Percentile (Hourly)	10th Percentile (Annual)	25th Percentile (Annual)	50th Percentile (Annual)	75th Percentile (Annual)	90th Percentile (Annual)	Location Quotients
43-4111	Interviewers, except eligibility and loan	560	4.03	\$14.11	\$29,351	9.28	\$9.32	\$9.35	\$12.90	\$17.64	\$22.66	\$19,390	\$19,458	\$26,830	\$36,692	\$47,131	1.52
43-4121	Library assistants, clerical	210	2.93	\$11.40	\$23,707	3.00	\$9.46	\$9.71	\$10.79	\$12.51	\$14.74	\$19,685	\$20,195	\$22,444	\$26,027	\$30,653	1.13
43-4131	Loan interviewers and clerks	330	18.12	\$21.97	\$45,706	2.36	\$16.38	\$18.86	\$21.87	\$24.93	\$29.32	\$34,066	\$39,230	\$45,493	\$51,853	\$60,979	0.76
43-4141	New accounts clerks	80	46.71	\$18.91	\$39,335	8.50	\$13.67	\$15.51	\$18.35	\$22.41	\$25.35	\$28,436	\$32,267	\$38,169	\$46,612	\$52,731	1.01
43-4151	Order clerks	560	10.90	\$12.96	\$26,954	7.22	\$9.66	\$10.25	\$11.23	\$13.81	\$19.17	\$20,091	\$21,324	\$23,364	\$28,720	\$39,877	1.71
43-4161	Human resources assistants, except payroll and timekeeping	260	8.36	\$19.76	\$41,102	2.06	\$14.00	\$16.63	\$19.24	\$22.80	\$25.81	\$29,115	\$34,581	\$40,022	\$47,420	\$53,675	1.02
43-4171	Receptionists and information clerks	2,210	8.47	\$14.12	\$29,364.00	\$1.37	\$10.04	\$11.93	\$13.77	\$15.63	\$18.74	\$20,884.00	\$24,819.00	\$28,639.00	\$32,510.00	\$38,983.00	1.13
43-4181	Reservation and transportation ticket agents and travel clerks	140	31.24	\$13.51	\$28,095	4.28	\$9.71	\$11.10	\$13.39	\$15.11	\$17.79	\$20,197	\$23,078	\$27,859	\$31,425	\$36,997	0.47
43-4199	Information and record clerks, all other	1,210	4.23	\$19.49	\$40,534	1.89	\$12.89	\$15.85	\$19.50	\$22.97	\$25.63	\$26,813	\$32,968	\$40,559	\$47,777	\$53,321	3.88
43-5021	Couriers and messengers	#	#	\$10.95	\$22,767	3.85	\$9.52	\$9.80	\$10.72	\$11.68	\$13.17	\$19,801	\$20,384	\$22,288	\$24,301	\$27,400	#
43-5031	Police, fire, and ambulance dispatchers	160	8.64	\$21.74	\$45,214	3.42	\$16.08	\$18.59	\$21.94	\$24.70	\$28.71	\$33,454	\$38,659	\$45,639	\$51,384	\$59,715	0.90
43-5032	Dispatchers, except police, fire, and ambulance	400	11.89	\$18.91	\$39,337	2.37	\$12.46	\$15.33	\$19.10	\$22.56	\$25.06	\$25,918	\$31,882	\$39,737	\$46,929	\$52,116	1.04
43-5051	Postal service clerks	110	0.00	\$24.87	\$51,730	\$3.16	\$19.03	\$19.93	\$28.15	\$28.16	\$28.75	\$39,580	\$41,463	\$58,557	\$58,569	\$59,790	0.71
43-5052	Postal service mail carriers	750	0.00	\$23.90	\$49,705	#	\$16.07	\$17.41	\$27.63	\$28.78	\$30.73	\$33,417	\$36,203	\$57,476	\$59,855	\$63,927	1.16
43-5053	Postal service mail sorters, processors, and processing machine operators	250	0.00	\$24.09	\$50,106	3.47	\$16.62	\$19.02	\$27.53	\$28.15	\$28.16	\$34,574	\$39,570	\$57,260	\$58,562	\$58,571	1.16
43-5061	Production, planning, and expediting clerks	330	11.44	\$22.58	\$46,974	2.83	\$13.84	\$16.91	\$20.92	\$27.08	\$34.27	\$28,783	\$35,181	\$43,504	\$56,337	\$71,272	0.51
43-5071	Shipping, receiving, and traffic clerks	860	19.99	\$15.04	\$31,281	3.24	\$9.65	\$11.00	\$14.03	\$17.94	\$22.03	\$20,065	\$22,875	\$29,183	\$37,307	\$45,821	0.67
43-5081	Stock clerks and order fillers	3,630	4.14	\$14.00	\$29,117	1.55	\$9.69	\$10.64	\$12.86	\$16.74	\$19.82	\$20,163	\$22,136	\$26,753	\$34,810	\$41,229	0.92
43-5111	Weighers, measurers, checkers, and samplers, recordkeeping	100	18.67	\$11.66	\$24,244	9.89	\$9.37	\$9.48	\$9.65	\$11.69	\$17.90	\$19,490	\$19,709	\$20,072	\$24,315	\$37,233	0.75
43-6011	Executive secretaries and executive administrative assistants	900	8.11	\$24.87	\$51,739	1.24	\$17.97	\$20.96	\$24.27	\$28.62	\$33.32	\$37,372	\$43,598	\$50,478	\$59,524	\$69,310	0.78
43-6012	Legal secretaries	300	47.78	\$19.45	\$40,453	6.07	\$13.14	\$15.96	\$18.26	\$22.22	\$25.36	\$27,322	\$33,197	\$37,989	\$46,209	\$52,741	0.85
43-6013	Medical secretaries	1,120	16.02	\$17.38	\$36,140	2.92	\$12.92	\$14.45	\$16.85	\$19.43	\$23.52	\$26,866	\$30,061	\$35,053	\$40,405	\$48,929	1.00
43-6014	Secretaries and administrative assistants, except legal, medical,	5,160	5.54	\$16.90	\$35,161	1.72	\$10.47	\$12.90	\$16.50	\$19.78	\$24.52	\$21,771	\$26,842	\$34,311	\$41,147	\$50,996	1.19
43-9011	Computer operators	#	#	\$21.82	\$45,377	2.96	\$16.51	\$18.12	\$20.89	\$26.06	\$28.75	\$34,333	\$37,683	\$43,462	\$54,201	\$59,798	#
43-9021	Data entry keyers	290	22.83	\$16.62	\$34,579	6.60	\$10.59	\$12.32	\$14.79	\$18.97	\$27.61	\$22,036	\$25,629	\$30,754	\$39,451	\$57,421	0.84
43-9041	Insurance claims and policy processing clerks	#	#	\$24.76	\$51,510	8.81	\$15.71	\$17.95	\$23.46	\$32.07	\$36.66	\$32,677	\$37,342	\$48,793	\$66,705	\$76,245	#
43-9051	Mail clerks and mail machine operators, except postal service	130	22.27	\$14.76	\$30,705	3.61	\$9.46	\$9.74	\$14.68	\$18.42	\$21.87	\$19,677	\$20,259	\$30,529	\$38,315	\$45,499	0.81
43-9061	Office clerks, general	4,900	5.71	\$17.61	\$36,630	1.89	\$10.51	\$12.71	\$16.37	\$20.87	\$26.99	\$21,851	\$26,428	\$34,058	\$43,406	\$56,133	0.86
43-9071	Office machine operators, except computer	100	27.80	\$13.57	\$28,223	4.05	\$9.96	\$11.47	\$13.20	\$14.85	\$18.38	\$20,722	\$23,864	\$27,455	\$30,894	\$38,235	0.97
43-9199	Office and administrative support workers, all other	170	8.31	\$20.39	\$42,420	3.36	\$12.28	\$17.51	\$20.62	\$24.55	\$28.00	\$25,544	\$36,427	\$42,887	\$51,065	\$58,241	0.43
45-0000	Farming, fishing, and forestry occupations	570	16.09	\$15.41	\$32,062	3.47	\$10.21	\$12.20	\$14.29	\$17.61	\$22.05	\$21,236	\$25,375	\$29,721	\$36,633	\$45,863	0.63
45-1011	First-line supervisors of farming, fishing, and forestry workers	20	30.71	\$30.48	\$63,396	4.72	\$21.66	\$25.91	\$31.87	\$35.77	\$38.11	\$45,062	\$53,891	\$66,291	\$74,398	\$79,272	#
45-2092	Farmworkers and laborers, crop, nursery, and greenhouse	460	17.92	\$14.83	\$30,843	3.62	\$10.85	\$12.39	\$14.19	\$16.87	\$19.32	\$22,561	\$25,779	\$29,521	\$35,095	\$40,181	0.85
45-2093	Farmworkers, farm, ranch, and aquacultural animals	70	41.17	\$15.11	\$31,424	19.42	\$9.31	\$9.36	\$11.37	\$19.86	\$24.91	\$19,361	\$19,475	\$23,651	\$41,306	\$51,805	1.06
47-0000	Construction and extraction occupations	12,710	4.98	\$21.61	\$44,942	1.73	\$13.16	\$16.04	\$19.93	\$25.90	\$31.72	\$27,377	\$33,360	\$41,459	\$53,869	\$65,972	1.15
47-1011	First-line supervisors of construction trades and extraction work	1,210	8.89	\$30.58	\$63,598	4.01	\$19.24	\$22.60	\$28.73	\$37.04	\$46.66	\$40,017	\$47,016	\$59,754	\$77,038	\$97,046	1.12
47-2021	Brickmasons and blockmasons	#	#	\$31.86	\$66,277	8.69	\$25.68	\$27.76	\$32.36	\$36.50	\$38.99	\$53,414	\$57,733	\$67,305	\$75,924	\$81,096	#
47-2031	Carpenters	1,880	14.27	\$20.16	\$41,934	3.57	\$13.44	\$16.14	\$18.83	\$24.66	\$28.98	\$27,953	\$33,564	\$39,161	\$51,298	\$60,269	1.41
47-2043	Floor sanders and finishers	#	#	\$18.55	\$38,582	6.20	\$15.63	\$16.51	\$17.97	\$19.39	\$23.83	\$32,509	\$34,335	\$37,377	\$40,339	\$49,561	#
47-2044	Tile and marble setters	#	#	\$20.72	\$43,090	3.37	\$14.06	\$17.71	\$21.06	\$24.10	\$27.72	\$29,242	\$36,847	\$43,795	\$50,121	\$57,660	#
47-2051	Cement masons and concrete finishers	760	29.36	\$18.91	\$39,330	2.83	\$13.92	\$16.09	\$18.50	\$21.92	\$24.38	\$28,961	\$33,458	\$38,482	\$45,598	\$50,717	2.20
47-2061	Construction laborers	1,740	14.14	\$16.54	\$34,394	2.12	\$11.39	\$13.52	\$16.10	\$19.14	\$22.84	\$23,688	\$28,118	\$33,485	\$39,808	\$47,503	0.94
47-2071	Paving, surfacing, and tamping equipment operators	60	42.11	\$18.06	\$37,575	3.12	\$11.27	\$14.39	\$17.57	\$20.95	\$25.12	\$23,434	\$29,941	\$36,551	\$43,574	\$52,250	0.68
47-2073	Operating engineers and other construction equipment operators	870	22.45	\$21.62	\$44,971	2.01	\$15.87	\$18.94	\$21.69	\$24.34	\$28.34	\$33,007	\$39,396	\$45,106	\$50,632	\$58,940	1.24
47-2081	Drywall and ceiling tile installers	440	18.56	\$20.05	\$41,706	4.36	\$14.70	\$16.79	\$19.52	\$22.55	\$24.57	\$30,575	\$34,922	\$40,598	\$46,901	\$51,106	2.38
47-2111	Electricians	1,500	15.87	\$26.77	\$55,674	4.54	\$16.10	\$20.35	\$26.48	\$30.89	\$37.29	\$33,484	\$42,323	\$55,079	\$64,259	\$77,555	1.23

Data unavailable

Occupational Code	Occupational Title	Employment Estimate	Employment Percentage Relative Standard Error	Average Hourly Wage	Average Annual Wage	Wage Percentage Relative Standard Error	10th Percentile (Hourly)	25th Percentile (Hourly)	50th Percentile (Hourly)	75th Percentile (Hourly)	90th Percentile (Hourly)	10th Percentile (Annual)	25th Percentile (Annual)	50th Percentile (Annual)	75th Percentile (Annual)	90th Percentile (Annual)	Location Quotients
47-2121	Glaziers	#	#	\$21.09	\$43,864	11.53	\$12.80	\$14.71	\$17.88	\$25.77	\$33.36	\$26,622	\$30,589	\$37,183	\$53,602	\$69,386	#
47-2141	Painters, construction and maintenance	440	25.19	\$17.60	\$36,601	3.63	\$13.67	\$15.65	\$17.45	\$19.26	\$22.51	\$28,429	\$32,547	\$36,300	\$40,065	\$46,814	1.02
47-2151	Pipelayers	#	#	\$22.41	\$46,617	8.94	\$14.61	\$16.49	\$18.89	\$22.83	\$35.38	\$30,399	\$34,297	\$39,286	\$62,036	\$73,581	#
47-2152	Plumbers, pipefitters, and steamfitters	1,090	21.15	\$21.04	\$43,756	3.58	\$12.09	\$15.74	\$20.57	\$26.47	\$30.13	\$25,139	\$32,739	\$42,783	\$55,050	\$62,669	1.32
47-2181	Roofers	480	36.39	\$16.50	\$34,310	8.52	\$12.33	\$13.31	\$14.92	\$19.33	\$23.36	\$25,649	\$27,691	\$31,034	\$40,203	\$48,589	2.06
47-2211	Sheet metal workers	270	22.91	\$21.07	\$43,832	12.01	\$10.12	\$11.39	\$16.87	\$32.69	\$38.64	\$21,046	\$23,687	\$35,082	\$67,987	\$80,374	1.03
47-2221	Structural iron and steel workers	#	#	\$26.82	\$55,793	8.00	\$17.09	\$20.31	\$23.60	\$31.45	\$40.57	\$35,557	\$42,249	\$49,091	\$65,410	\$84,381	#
47-3015	Helpers--pipelayers, plumbers, pipefitters, and steamfitters	#	#	\$15.60	\$32,456	7.98	\$10.73	\$12.05	\$13.75	\$20.81	\$23.83	\$22,327	\$25,062	\$28,595	\$43,275	\$49,569	#
47-4011	Construction and building inspectors	180	16.82	\$30.85	\$64,159	2.87	\$23.32	\$27.56	\$31.36	\$35.71	\$38.45	\$48,498	\$57,315	\$65,221	\$74,267	\$79,975	0.97
47-4031	Fence erectors	#	#	\$17.89	\$37,213	2.70	\$13.46	\$15.09	\$17.66	\$21.01	\$23.42	\$27,999	\$31,388	\$36,729	\$43,691	\$48,723	#
47-4041	Hazardous materials removal workers	#	#	\$17.66	\$36,726	9.45	\$12.87	\$14.56	\$17.62	\$20.93	\$23.24	\$26,779	\$30,288	\$36,647	\$43,539	\$48,341	#
47-4051	Highway maintenance workers	340	6.24	\$19.94	\$41,471	1.48	\$14.99	\$16.98	\$19.66	\$23.05	\$25.50	\$31,173	\$35,323	\$40,899	\$47,947	\$53,033	1.22
47-4071	Septic tank servicers and sewer pipe cleaners	90	19.27	\$18.43	\$38,334	5.13	\$15.68	\$16.54	\$17.98	\$19.86	\$23.36	\$32,610	\$34,411	\$37,407	\$41,306	\$48,591	1.68
47-5021	Earth drillers, except oil and gas	#	#	\$25.75	\$53,557	6.82	\$17.02	\$21.15	\$25.06	\$31.24	\$35.83	\$35,400	\$44,002	\$52,133	\$64,976	\$74,536	#
47-5031	Explosives workers, ordnance handling experts, and blasters	10	40.18	\$23.70	\$49,288	9.32	\$13.12	\$21.30	\$25.73	\$28.48	\$30.14	\$27,297	\$44,308	\$53,518	\$59,246	\$62,683	#
47-5099	Extraction workers, all other	20	8.56	\$19.45	\$40,455	3.88	\$15.56	\$17.39	\$19.80	\$22.17	\$23.59	\$32,367	\$36,161	\$41,184	\$46,109	\$49,064	#
49-0000	Installation, maintenance, and repair occupations	9,150	4.52	\$22.47	\$46,747	1.93	\$11.77	\$15.54	\$19.21	\$28.22	\$35.61	\$24,490	\$32,332	\$44,121	\$58,708	\$74,059	0.86
49-1011	First-line supervisors of mechanics, installers, and repairers	790	8.04	\$31.73	\$65,989	3.14	\$19.06	\$23.37	\$30.18	\$38.55	\$48.53	\$39,637	\$48,606	\$62,777	\$80,178	\$100,950	0.89
49-2011	Computer, automated teller, and office machine repairers	150	14.28	\$20.03	\$41,671	3.94	\$14.88	\$16.83	\$20.21	\$23.11	\$25.32	\$30,945	\$35,000	\$42,034	\$48,076	\$52,672	0.79
49-2022	Telecommunications equipment installers and repairers, except line installers	170	24.77	\$30.95	\$64,370	2.74	\$20.06	\$26.41	\$32.98	\$36.48	\$38.60	\$41,733	\$54,933	\$68,604	\$75,883	\$80,281	0.38
49-2092	Electric motor, power tool, and related repairers	#	#	\$22.81	\$47,435	3.06	\$14.14	\$17.47	\$22.07	\$27.83	\$33.78	\$29,419	\$36,344	\$45,906	\$57,892	\$70,261	#
49-2094	Electrical and electronics repairers, commercial and industrial equipment	200	9.30	\$29.66	\$61,701	3.61	\$19.02	\$25.03	\$29.13	\$35.50	\$40.14	\$39,561	\$52,056	\$60,590	\$73,843	\$83,499	1.59
49-2096	Electronic equipment installers and repairers, motor vehicles	#	#	\$16.61	\$34,541	3.49	\$10.58	\$14.94	\$17.05	\$19.32	\$22.38	\$22,016	\$31,072	\$35,474	\$40,194	\$46,550	#
49-2098	Security and fire alarm systems installers	#	#	\$18.30	\$38,070	10.66	\$10.34	\$15.37	\$19.59	\$22.48	\$24.22	\$21,506	\$31,962	\$40,749	\$46,764	\$50,373	#
49-3011	Aircraft mechanics and service technicians	220	25.53	\$28.72	\$59,744	2.16	\$21.00	\$24.32	\$28.64	\$33.35	\$36.70	\$43,687	\$50,592	\$59,572	\$69,378	\$76,331	0.86
49-3021	Automotive body and related repairers	460	18.87	\$21.14	\$43,979	5.90	\$12.09	\$16.89	\$20.22	\$23.80	\$29.64	\$25,137	\$35,139	\$42,060	\$49,501	\$61,651	1.67
49-3023	Automotive service technicians and mechanics	1,330	13.35	\$24.05	\$50,027	3.21	\$13.86	\$17.94	\$23.85	\$29.33	\$35.48	\$28,824	\$37,325	\$49,600	\$61,010	\$73,807	1.07
49-3031	Bus and truck mechanics and diesel engine specialists	340	13.34	\$21.79	\$45,319	3.08	\$15.15	\$17.44	\$21.09	\$25.24	\$29.95	\$31,509	\$36,266	\$43,859	\$52,507	\$62,293	0.68
49-3042	Mobile heavy equipment mechanics, except engines	290	18.47	\$25.35	\$52,718	3.28	\$17.88	\$20.51	\$24.78	\$30.16	\$35.08	\$37,199	\$42,662	\$51,548	\$62,734	\$72,968	1.16
49-3052	Motorcycle mechanics	40	30.75	\$17.97	\$37,373	9.88	\$12.35	\$13.56	\$16.46	\$21.64	\$24.54	\$25,692	\$28,211	\$34,236	\$45,016	\$51,041	1.30
49-3053	Outdoor power equipment and other small engine mechanics	#	#	\$17.42	\$36,233	4.01	\$11.19	\$15.26	\$17.28	\$19.41	\$23.28	\$23,274	\$31,732	\$35,951	\$40,369	\$48,414	#
49-3093	Tire repairers and changers	300	23.24	\$12.94	\$26,912	4.16	\$10.24	\$11.22	\$12.61	\$14.40	\$16.72	\$21,307	\$23,342	\$26,238	\$29,942	\$34,777	1.35
49-9012	Control and valve installers and repairers, except mechanical door	80	26.24	\$32.32	\$67,220	3.94	\$22.02	\$27.76	\$33.67	\$37.44	\$39.69	\$45,794	\$57,732	\$70,028	\$77,885	\$82,552	0.87
49-9021	Heating, air conditioning, and refrigeration mechanics and installers	490	33.26	\$23.91	\$49,738	2.85	\$16.08	\$19.63	\$24.75	\$28.49	\$30.62	\$33,437	\$40,835	\$51,471	\$59,261	\$63,681	0.82
49-9031	Home appliance repairers	#	#	\$14.62	\$30,419	2.36	\$9.89	\$10.64	\$11.89	\$14.56	\$27.49	\$20,569	\$22,128	\$24,725	\$30,283	\$57,181	#
49-9041	Industrial machinery mechanics	350	9.22	\$26.20	\$54,487	3.60	\$17.16	\$20.55	\$25.61	\$30.88	\$37.08	\$35,684	\$42,747	\$53,260	\$64,230	\$77,133	0.53
49-9043	Maintenance workers, machinery	#	#	\$17.07	\$35,508	3.78	\$14.66	\$15.55	\$16.90	\$18.24	\$21.05	\$30,485	\$32,348	\$35,147	\$37,945	\$43,781	#
49-9051	Electrical power-line installers and repairers	250	38.80	\$32.25	\$67,090	7.21	\$17.10	\$22.86	\$33.91	\$40.65	\$46.70	\$35,570	\$47,557	\$70,539	\$84,556	\$97,127	1.10
49-9052	Telecommunications line installers and repairers	160	28.75	\$21.73	\$45,189	2.21	\$16.00	\$17.66	\$20.78	\$24.13	\$30.58	\$33,286	\$36,733	\$43,232	\$50,183	\$63,611	0.79
49-9062	Medical equipment repairers	120	37.67	\$24.48	\$50,916	7.82	\$14.67	\$20.42	\$24.37	\$29.05	\$33.65	\$30,509	\$42,482	\$50,682	\$60,418	\$69,990	1.38
49-9071	Maintenance and repair workers, general	2,100	6.43	\$17.26	\$35,907	1.81	\$10.22	\$12.58	\$16.00	\$21.00	\$25.48	\$21,256	\$26,159	\$33,283	\$43,688	\$53,008	0.81
49-9091	Coin, vending, and amusement machine servicers and repairers	70	6.09	\$16.56	\$34,453	2.99	\$12.57	\$14.64	\$16.84	\$18.65	\$20.71	\$26,142	\$30,451	\$35,030	\$38,788	\$43,072	1.08
49-9094	Locksmiths and safe repairers	#	#	\$20.82	\$43,311	3.77	\$16.86	\$19.35	\$21.10	\$22.85	\$23.91	\$35,077	\$40,247	\$43,889	\$47,538	\$49,727	#
49-9098	Helpers--installation, maintenance, and repair workers	80	34.13	\$14.38	\$29,900	11.93	\$9.37	\$9.60	\$12.70	\$16.85	\$25.47	\$19,489	\$19,965	\$26,421	\$35,047	\$52,969	0.38
49-9099	Installation, maintenance, and repair workers, all other	310	14.02	\$17.46	\$36,322	4.99	\$9.58	\$11.78	\$15.83	\$22.20	\$26.98	\$19,928	\$24,509	\$32,924	\$46,167	\$56,128	1.04

Data unavailable

Occupational Code	Occupational Title	Employment Estimate	Employment Percentage Relative Standard Error	Average Hourly Wage	Average Annual Wage	Wage Percentage Relative Standard Error	10th Percentile (Hourly)	25th Percentile (Hourly)	50th Percentile (Hourly)	75th Percentile (Hourly)	90th Percentile (Hourly)	10th Percentile (Annual)	25th Percentile (Annual)	50th Percentile (Annual)	75th Percentile (Annual)	90th Percentile (Annual)	Location Quotients
51-0000	Production occupations	8,010	5.41	\$18.28	\$38,032	2.27	\$9.93	\$12.07	\$16.06	\$21.85	\$29.18	\$20,659	\$25,102	\$33,401	\$45,445	\$60,693	0.46
51-1011	First-line supervisors of production and operating workers	530	8.07	\$33.89	\$70,496	3.15	\$19.24	\$23.93	\$31.26	\$38.73	\$52.15	\$40,024	\$49,765	\$65,018	\$80,567	\$108,475	0.45
51-2028	Electrical, electronic, and electromechanical assemblers, except coil winders, tapers, and finishers	560	40.44	\$19.19	\$39,916	4.85	\$12.90	\$15.39	\$18.28	\$22.71	\$25.47	\$26,841	\$32,003	\$38,027	\$47,231	\$52,987	1.11
51-2041	Structural metal fabricators and fitters	30	42.90	\$19.73	\$41,030	9.24	\$13.80	\$15.46	\$18.77	\$23.21	\$28.10	\$28,701	\$32,167	\$39,043	\$48,268	\$58,450	#
51-2098	Assemblers and fabricators, all other, including team assemblers	530	13.76	\$13.97	\$29,067	4.19	\$9.52	\$9.85	\$13.06	\$16.37	\$19.47	\$19,805	\$20,484	\$27,173	\$34,059	\$40,498	0.21
51-3011	Bakers	370	22.99	\$12.62	\$26,244	3.26	\$9.49	\$9.99	\$11.47	\$14.28	\$17.96	\$19,740	\$20,778	\$23,862	\$29,706	\$37,362	1.06
51-3021	Butchers and meat cutters	270	26.59	\$16.09	\$33,467	5.40	\$10.90	\$12.81	\$15.52	\$18.99	\$22.67	\$22,672	\$26,643	\$32,283	\$39,496	\$47,146	1.05
51-3092	Food batchmakers	40	47.72	\$17.35	\$36,092	9.14	\$13.02	\$14.99	\$17.23	\$19.48	\$22.91	\$27,084	\$31,172	\$35,846	\$40,522	\$47,663	0.13
51-3099	Food processing workers, all other	90	9.08	\$12.98	\$27,008	4.80	\$9.47	\$9.84	\$12.38	\$15.88	\$18.01	\$19,707	\$20,464	\$25,761	\$33,025	\$37,455	1.12
51-4011	Computer-controlled machine tool operators, metal and plastic	140	11.49	\$19.88	\$41,347	3.78	\$11.98	\$15.73	\$19.38	\$24.54	\$28.58	\$24,911	\$32,714	\$40,319	\$51,050	\$59,444	0.49
51-4012	Computer numerically controlled machine tool programmers, metal a	40	39.35	\$29.39	\$61,123	23.85	\$13.03	\$14.67	\$28.83	\$42.26	\$46.42	\$27,103	\$30,513	\$59,963	\$87,896	\$96,544	0.93
51-4031	Cutting, punching, and press machine setters, operators, and tenders, metal and plastic	20	30.59	\$16.79	\$34,923	4.12	\$11.38	\$13.73	\$17.06	\$19.79	\$22.67	\$23,667	\$28,561	\$35,482	\$41,165	\$47,146	#
51-4041	Machinists	320	11.83	\$21.35	\$44,401	2.31	\$13.20	\$16.82	\$21.60	\$25.37	\$29.74	\$27,459	\$34,988	\$44,918	\$52,778	\$61,852	0.44
51-4072	Molding, coremaking, and casting machine setters, operators, and tenders, metal and plastic	150	25.09	\$17.07	\$35,497	3.10	\$10.52	\$12.09	\$14.37	\$21.79	\$27.45	\$21,878	\$25,148	\$29,892	\$45,321	\$57,099	0.50
51-4081	Multiple machine tool setters, operators, and tenders, metal and plastic	160	10.43	\$15.51	\$32,267	4.44	\$10.84	\$12.54	\$14.48	\$17.35	\$19.44	\$22,551	\$26,074	\$30,118	\$36,091	\$40,442	0.67
51-4111	Tool and die makers	50	31.60	\$22.32	\$46,424	4.65	\$13.95	\$17.57	\$22.86	\$27.73	\$30.29	\$29,013	\$36,539	\$47,544	\$57,678	\$63,000	0.35
51-4121	Welders, cutters, solderers, and brazers	300	26.16	\$20.31	\$42,239	2.43	\$14.39	\$16.55	\$19.00	\$23.56	\$29.15	\$29,940	\$34,434	\$39,517	\$49,012	\$60,636	0.41
51-4193	Plating and coating machine setters, operators, and tenders, metal and plastic	40	14.73	\$18.49	\$38,457	4.52	\$12.55	\$14.52	\$17.42	\$21.03	\$27.56	\$26,111	\$30,209	\$36,241	\$43,733	\$57,332	0.58
51-5111	Prepress technicians and workers	#	#	\$19.78	\$41,141	7.28	\$9.50	\$17.54	\$20.89	\$23.31	\$24.93	\$19,767	\$36,490	\$43,453	\$48,479	\$51,844	#
51-5112	Printing press operators	270	22.93	\$16.85	\$35,050	4.07	\$10.98	\$12.86	\$16.19	\$19.74	\$24.47	\$22,833	\$26,742	\$33,668	\$41,049	\$50,900	0.83
51-5113	Print binding and finishing workers	80	49.79	\$15.59	\$32,421	6.27	\$9.59	\$12.18	\$15.17	\$18.93	\$22.92	\$19,956	\$25,326	\$31,557	\$39,365	\$47,664	0.84
51-6011	Laundry and dry-cleaning workers	520	24.63	\$10.59	\$22,032	2.34	\$9.39	\$9.58	\$10.22	\$11.41	\$12.29	\$19,534	\$19,927	\$21,258	\$23,731	\$25,563	1.29
51-6031	Sewing machine operators	120	33.56	\$13.60	\$28,279	6.29	\$9.47	\$12.01	\$13.57	\$15.79	\$17.88	\$19,694	\$24,977	\$28,235	\$32,851	\$37,193	0.45
51-6052	Tailors, dressmakers, and custom sewers	#	#	\$10.90	\$22,665	3.29	\$9.32	\$9.45	\$9.72	\$12.08	\$14.42	\$19,393	\$19,655	\$20,220	\$25,121	\$29,984	#
51-7011	Cabinetmakers and bench carpenters	170	23.10	\$16.72	\$34,774	4.99	\$12.29	\$13.60	\$16.11	\$19.49	\$23.01	\$25,572	\$28,281	\$33,516	\$40,535	\$47,870	0.89
51-7042	Woodworking machine setters, operators, and tenders, except sawing	40	29.71	\$18.01	\$37,462	8.82	\$12.42	\$14.11	\$17.82	\$21.76	\$24.44	\$25,839	\$29,346	\$37,076	\$45,258	\$50,826	0.25
51-8021	Stationary engineers and boiler operators	60	28.43	\$22.44	\$46,682	6.80	\$13.21	\$17.02	\$24.00	\$27.61	\$29.86	\$27,467	\$35,407	\$49,922	\$57,422	\$62,119	1.02
51-8031	Water and wastewater treatment plant and system operators	210	17.66	\$24.79	\$51,569	5.85	\$12.56	\$19.61	\$24.97	\$30.45	\$36.46	\$26,135	\$40,782	\$51,945	\$63,336	\$75,847	0.93
51-9012	Separating, filtering, clarifying, precipitating, and still machine setters, operators, and tenders	#	#	\$16.78	\$34,898	5.45	\$11.34	\$13.24	\$16.40	\$20.84	\$23.53	\$23,583	\$27,534	\$34,109	\$43,347	\$48,943	#
51-9023	Mixing and blending machine setters, operators, and tenders	#	#	\$16.02	\$33,326	3.07	\$12.06	\$13.53	\$15.80	\$18.36	\$20.91	\$25,081	\$28,142	\$32,874	\$38,198	\$43,486	#
51-9032	Cutting and slicing machine setters, operators, and tenders	70	32.12	\$16.81	\$34,974	3.25	\$12.77	\$14.76	\$16.72	\$18.52	\$21.77	\$26,564	\$30,704	\$34,777	\$38,524	\$45,278	0.58
51-9061	Inspectors, testers, sorters, samplers, and weighers	420	12.44	\$19.48	\$40,518	3.44	\$10.35	\$13.84	\$18.15	\$23.76	\$30.25	\$21,520	\$28,794	\$37,761	\$49,423	\$62,914	0.40
51-9081	Dental laboratory technicians	130	20.55	\$23.16	\$48,176	7.79	\$13.27	\$15.37	\$24.12	\$28.39	\$31.36	\$27,608	\$31,970	\$50,164	\$59,055	\$65,223	1.90
51-9083	Ophthalmic laboratory technicians	40	42.03	\$14.49	\$30,140	3.98	\$12.12	\$12.95	\$14.13	\$15.71	\$18.31	\$25,206	\$26,934	\$29,381	\$32,669	\$38,089	0.77
51-9111	Packaging and filling machine operators and tenders	210	25.89	\$14.89	\$30,961	6.27	\$9.76	\$11.00	\$13.67	\$17.61	\$21.69	\$20,304	\$22,870	\$28,425	\$36,629	\$45,120	0.28
51-9121	Coating, painting, and spraying machine setters, operators, and tenders	50	9.25	\$15.63	\$32,519	1.63	\$10.45	\$12.99	\$15.43	\$18.36	\$21.39	\$21,740	\$27,027	\$32,088	\$38,195	\$44,495	0.27
51-9122	Painters, transportation equipment	120	23.20	\$32.27	\$67,112	22.91	\$12.81	\$16.34	\$20.76	\$24.31	\$59.86	\$26,643	\$33,993	\$43,181	\$50,559	\$124,503	1.16
51-9151	Photographic process workers and processing machine operators	30	22.38	\$15.07	\$31,344	6.12	\$10.36	\$11.44	\$13.38	\$17.12	\$23.91	\$21,552	\$23,797	\$27,839	\$35,603	\$49,736	#
51-9194	Etchers and engravers	#	#	\$14.64	\$30,449	8.65	\$10.89	\$12.59	\$14.22	\$16.38	\$19.29	\$22,645	\$26,180	\$29,584	\$34,072	\$40,128	#
51-9198	Helpers--production workers	110	18.54	\$11.10	\$23,095	2.45	\$9.42	\$9.61	\$10.39	\$12.10	\$14.08	\$19,598	\$19,983	\$21,616	\$25,168	\$29,279	0.14
51-9199	Production workers, all other	280	13.08	\$13.42	\$27,921	9.82	\$10.29	\$10.91	\$11.94	\$14.05	\$20.88	\$21,399	\$22,686	\$24,830	\$29,228	\$43,434	0.57
53-0000	Transportation and material moving occupations	12,290	4.54	\$16.06	\$33,415	2.47	\$9.46	\$10.60	\$14.12	\$18.84	\$24.55	\$19,685	\$22,049	\$29,377	\$39,193	\$51,065	0.64

Data unavailable

Occupational Code	Occupational Title	Employment Estimate	Employment Percentage Relative Standard Error	Average Hourly Wage	Average Annual Wage	Wage Percentage Relative Standard Error	10th Percentile (Hourly)	25th Percentile (Hourly)	50th Percentile (Hourly)	75th Percentile (Hourly)	90th Percentile (Hourly)	10th Percentile (Annual)	25th Percentile (Annual)	50th Percentile (Annual)	75th Percentile (Annual)	90th Percentile (Annual)	Location Quotients
53-1048	First-line supervisors of transportation and material moving workers, except aircraft cargo handling supervisors	470	8.64	\$25.28	\$52,583	2.49	\$15.74	\$18.58	\$24.09	\$30.61	\$37.64	\$32,730	\$38,646	\$50,103	\$63,669	\$78,296	0.61
53-2012	Commercial pilots	30	41.44	#	\$84,823	5.50	#	#	#	#	#	\$59,103	\$69,880	\$79,654	\$98,868	\$122,996	0.47
53-2022	Airfield operations specialists	#	#	\$27.06	\$56,275	3.79	\$21.69	\$24.31	\$26.75	\$29.89	\$31.36	\$45,113	\$50,564	\$55,643	\$62,163	\$65,227	#
53-3021	Bus drivers, transit and intercity	340	30.29	\$18.34	\$38,150	4.61	\$14.03	\$16.05	\$18.01	\$21.25	\$23.91	\$29,179	\$33,374	\$37,468	\$44,190	\$49,739	1.01
53-3022	Bus drivers, school or special client	910	6.10	\$14.76	\$30,707	1.62	\$12.17	\$13.13	\$14.35	\$16.03	\$18.73	\$25,308	\$27,313	\$29,848	\$33,346	\$38,954	0.93
53-3031	Driver/sales workers	1,470	28.90	\$12.48	\$25,966	8.73	\$9.33	\$9.37	\$9.47	\$13.25	\$21.88	\$19,402	\$19,490	\$19,694	\$27,553	\$45,503	1.78
53-3032	Heavy and tractor-trailer truck drivers	1,630	9.86	\$20.03	\$41,664	3.94	\$12.86	\$16.03	\$18.84	\$23.51	\$29.17	\$26,746	\$33,352	\$39,179	\$48,905	\$60,679	0.48
53-3033	Light truck or delivery services drivers	1,640	15.01	\$15.33	\$31,879	6.85	\$9.48	\$9.86	\$12.50	\$17.95	\$26.21	\$19,720	\$20,504	\$26,002	\$37,335	\$54,512	0.97
53-3041	Taxi drivers and chauffeurs	290	17.01	\$11.94	\$24,829	2.73	\$9.76	\$10.45	\$11.56	\$13.00	\$14.93	\$20,311	\$21,734	\$24,049	\$27,050	\$31,060	0.77
53-3099	Motor vehicle operators, all other	290	10.65	\$13.57	\$28,216	9.17	\$9.43	\$9.91	\$11.90	\$15.71	\$20.82	\$19,619	\$20,609	\$24,753	\$32,681	\$43,307	2.63
53-6021	Parking lot attendants	100	10.20	\$14.35	\$29,852	3.56	\$11.07	\$13.02	\$14.37	\$15.84	\$18.06	\$23,031	\$27,080	\$29,895	\$32,951	\$37,574	0.36
53-6031	Automotive and watercraft service attendants	380	8.09	\$12.54	\$26,092	3.75	\$9.52	\$9.89	\$11.70	\$13.73	\$17.10	\$19,795	\$20,581	\$24,333	\$28,555	\$35,565	1.64
53-6051	Transportation inspectors	30	21.74	\$33.76	\$70,216	15.47	\$20.48	\$21.51	\$29.96	\$39.78	\$59.90	\$42,594	\$44,733	\$62,307	\$82,733	\$124,590	#
53-6099	Transportation workers, all other	#	#	\$18.31	\$38,087	11.41	\$13.19	\$14.41	\$19.17	\$22.06	\$24.11	\$27,436	\$29,974	\$39,877	\$45,878	\$50,157	#
53-7021	Crane and tower operators	10	29.15	\$31.40	\$65,309	5.33	\$23.90	\$26.42	\$32.02	\$36.76	\$39.46	\$49,712	\$54,950	\$66,598	\$76,463	\$82,074	#
53-7032	Excavating and loading machine and dragline operators	40	22.53	\$24.70	\$51,371	7.22	\$16.21	\$20.21	\$23.84	\$30.61	\$35.62	\$33,714	\$42,034	\$49,579	\$63,675	\$74,083	0.46
53-7051	Industrial truck and tractor operators	590	9.90	\$16.06	\$33,412	1.91	\$10.69	\$12.86	\$15.95	\$18.80	\$22.08	\$22,242	\$26,741	\$33,167	\$39,107	\$45,922	0.54
53-7061	Cleaners of vehicles and equipment	540	22.88	\$11.39	\$23,695	3.42	\$9.39	\$9.52	\$10.50	\$12.07	\$15.54	\$19,531	\$19,809	\$21,840	\$25,111	\$32,326	0.75
53-7062	Laborers and freight, stock, and material movers, hand	2,230	7.69	\$14.25	\$29,639	2.81	\$9.96	\$11.32	\$13.52	\$16.54	\$19.82	\$20,709	\$23,544	\$28,120	\$34,403	\$41,225	0.43
53-7063	Machine feeders and offbearers	40	34.39	\$17.46	\$36,323	4.08	\$15.92	\$16.67	\$17.93	\$19.19	\$19.96	\$33,105	\$34,674	\$37,290	\$39,910	\$41,523	0.25
53-7064	Packers and packagers, hand	580	11.58	\$12.05	\$25,056	4.69	\$9.42	\$9.60	\$10.74	\$13.83	\$16.23	\$19,602	\$19,965	\$22,344	\$28,765	\$33,766	0.43
53-7081	Refuse and recyclable material collectors	270	22.31	\$16.00	\$33,287	7.53	\$10.36	\$11.66	\$15.66	\$19.55	\$23.05	\$21,546	\$24,258	\$32,572	\$40,655	\$47,954	1.23
53-7199	Material moving workers, all other	20	7.21	\$14.68	\$30,542	4.47	\$11.00	\$12.78	\$14.36	\$16.51	\$18.81	\$22,883	\$26,584	\$29,879	\$34,339	\$39,126	#

Data unavailable

Occupational Code	Occupational Title	Employment Estimate	Employment Percentage Relative Standard Error	Average Hourly Wage	Average Annual Wage	Wage Percentage Relative Standard Error	10th Percentile (Hourly)	25th Percentile (Hourly)	50th Percentile (Hourly)	75th Percentile (Hourly)	90th Percentile (Hourly)	10th Percentile (Annual)	25th Percentile (Annual)	50th Percentile (Annual)	75th Percentile (Annual)	90th Percentile (Annual)	Location Quotients
00-0000	Total all occupations	1,443,130	0.47	\$27.60	\$57,398	0.83	\$10.03	\$13.43	\$21.05	\$34.13	\$51.97	\$20,864	\$27,936	\$43,791	\$70,998	\$108,097	1.00
11-0000	Management occupations	68,290	1.66	\$66.32	\$137,936	1.02	\$27.55	\$40.86	\$59.04	\$81.98	#	\$57,302	\$84,989	\$122,808	\$170,513	#	0.93
11-1011	Chief executives	310	10.88	\$115.24	\$239,689	6.35	\$57.19	\$77.85	#	#	#	\$118,966	\$161,925	#	#	#	0.15
11-1021	General and operations managers	24,820	2.93	\$67.71	\$140,841	1.45	\$23.84	\$36.22	\$56.92	\$88.89	#	\$49,585	\$75,342	\$118,387	\$184,895	#	1.11
11-1031	Legislators	200	12.01	#	\$76,989	13.48	#	#	#	#	#	\$19,473	\$19,722	\$24,320	\$92,617	#	0.38
11-2011	Advertising and promotions managers	330	27.75	\$51.96	\$108,070	4.11	\$26.13	\$39.76	\$55.14	\$62.43	\$74.71	\$54,359	\$82,703	\$114,682	\$129,860	\$155,388	1.17
11-2021	Marketing managers	2,290	7.21	\$78.23	\$162,709	2.26	\$43.89	\$55.18	\$73.42	\$93.28	#	\$91,283	\$114,767	\$152,713	\$194,015	#	1.03
11-2022	Sales managers	3,500	7.22	\$75.32	\$156,668	2.76	\$37.23	\$52.62	\$69.55	\$91.77	#	\$77,436	\$109,460	\$144,674	\$190,885	#	0.93
11-2031	Public relations and fundraising managers	790	6.90	\$63.93	\$132,972	2.64	\$36.31	\$44.97	\$59.85	\$78.04	\$95.73	\$75,535	\$93,541	\$124,496	\$162,319	\$199,119	1.16
11-3011	Administrative services managers	1,370	5.00	\$57.93	\$120,485	2.58	\$29.76	\$41.34	\$54.33	\$69.86	\$88.61	\$61,908	\$85,996	\$113,011	\$145,319	\$184,302	0.50
11-3021	Computer and information systems managers	4,820	5.33	\$79.62	\$165,619	4.77	\$47.38	\$60.82	\$74.15	\$92.27	#	\$98,551	\$126,513	\$154,235	\$191,925	#	1.30
11-3031	Financial managers	4,580	3.85	\$80.03	\$166,453	1.98	\$43.51	\$56.11	\$71.75	\$94.85	#	\$90,491	\$116,707	\$149,233	\$197,288	#	0.79
11-3051	Industrial production managers	580	7.10	\$56.15	\$116,801	3.20	\$26.63	\$35.99	\$50.86	\$68.65	\$89.62	\$55,389	\$74,862	\$105,796	\$142,784	\$186,413	0.34
11-3061	Purchasing managers	460	7.01	\$67.58	\$140,576	3.14	\$42.71	\$54.47	\$63.39	\$75.65	\$94.73	\$88,840	\$113,296	\$131,849	\$157,347	\$197,037	0.65
11-3071	Transportation, storage, and distribution managers	770	9.49	\$58.73	\$122,155	3.95	\$34.74	\$41.91	\$53.15	\$67.79	\$88.51	\$72,265	\$87,175	\$110,554	\$141,012	\$184,105	0.64
11-3111	Compensation and benefits managers	110	7.34	\$71.81	\$149,372	3.35	\$43.08	\$52.04	\$65.23	\$87.77	#	\$89,616	\$108,242	\$135,681	\$182,562	#	0.72
11-3121	Human resources managers	1,010	4.15	\$70.28	\$146,191	2.00	\$40.98	\$51.15	\$63.23	\$81.49	#	\$85,229	\$106,390	\$131,508	\$169,497	#	0.73
11-3131	Training and development managers	270	13.71	\$60.95	\$126,768	5.16	\$36.45	\$44.33	\$56.64	\$72.61	\$89.49	\$75,825	\$92,206	\$117,803	\$151,035	\$186,146	0.78
11-9021	Construction managers	4,180	9.67	\$48.68	\$101,250	4.04	\$24.08	\$31.36	\$44.18	\$60.40	\$78.83	\$50,083	\$65,239	\$91,896	\$125,622	\$163,964	1.57
11-9031	Education administrators, preschool and childcare center/program	420	11.90	\$27.62	\$57,450	5.56	\$18.21	\$20.50	\$23.61	\$32.85	\$41.23	\$37,874	\$42,634	\$49,105	\$68,329	\$85,761	0.85
11-9032	Education administrators, elementary and secondary school	2,270	1.49	#	\$93,362	1.56	#	#	#	#	#	\$66,524	\$78,147	\$92,557	\$105,498	\$124,232	0.89
11-9033	Education administrators, postsecondary	790	4.77	\$54.34	\$113,018	5.78	\$25.66	\$33.04	\$44.91	\$62.86	\$96.88	\$53,368	\$68,717	\$93,415	\$130,739	\$201,517	0.55
11-9039	Education administrators, all other	100	21.77	\$49.56	\$103,081	3.79	\$27.27	\$39.03	\$48.46	\$58.10	\$69.05	\$56,730	\$81,178	\$100,787	\$120,856	\$143,625	0.27
11-9041	Architectural and engineering managers	2,060	7.86	\$83.58	\$173,855	2.38	\$55.85	\$64.58	\$78.07	\$94.58	#	\$116,175	\$134,329	\$162,386	\$196,718	#	1.13
11-9051	Food service managers	1,110	21.52	#	#	#	#	#	#	#	#	#	#	#	#	#	0.53
11-9061	Funeral service managers	40	41.90	\$34.51	\$71,787	11.09	\$27.14	\$29.41	\$32.65	\$37.37	\$49.60	\$56,451	\$61,181	\$67,902	\$77,723	\$103,163	0.53
11-9071	Gaming managers	70	20.51	\$31.86	\$66,276	3.64	\$21.52	\$24.97	\$28.19	\$31.78	\$49.92	\$44,769	\$51,935	\$58,640	\$66,110	\$103,843	1.51
11-9081	Lodging managers	350	16.61	\$32.55	\$67,713	7.69	\$20.11	\$23.95	\$28.45	\$37.09	\$54.61	\$41,827	\$49,819	\$59,174	\$77,144	\$113,593	0.93
11-9111	Medical and health services managers	2,650	5.09	\$59.59	\$123,948	2.98	\$32.88	\$41.00	\$54.61	\$68.98	\$92.50	\$68,388	\$85,276	\$113,585	\$143,487	\$192,391	0.76
11-9121	Natural sciences managers	640	4.71	\$75.33	\$156,695	6.68	\$42.60	\$52.14	\$63.25	\$87.15	#	\$88,610	\$108,456	\$131,553	\$181,282	#	1.12
11-9131	Postmasters and mail superintendents	40	0.00	\$38.55	\$80,192	1.44	\$30.74	\$32.41	\$37.07	\$41.71	\$51.07	\$63,943	\$67,402	\$77,106	\$86,767	\$106,221	0.30
11-9141	Property, real estate, and community association managers	1,390	18.42	\$47.07	\$97,899	6.82	\$21.51	\$28.03	\$42.82	\$55.54	\$86.51	\$44,749	\$58,312	\$89,059	\$115,527	\$179,940	0.73
11-9151	Social and community service managers	770	10.57	\$40.91	\$85,095	4.14	\$23.00	\$27.70	\$35.75	\$49.18	\$68.03	\$47,848	\$57,623	\$74,363	\$102,289	\$141,501	0.54
11-9161	Emergency management directors	50	4.85	\$48.03	\$99,902	2.04	\$32.34	\$38.28	\$46.03	\$57.82	\$72.48	\$67,271	\$79,623	\$95,742	\$120,268	\$150,759	0.52
11-9199	Managers, all other	5,130	3.52	\$67.74	\$140,902	1.50	\$40.23	\$51.01	\$61.67	\$77.83	\$100	\$83,679	\$106,106	\$128,279	\$161,889	\$207,964	1.18
13-0000	Business and financial operations occupations	120,260	1.49	\$38.05	\$79,151	0.87	\$20.27	\$26.22	\$34.54	\$45.71	\$59.53	\$42,163	\$54,530	\$71,843	\$95,077	\$123,824	1.59
13-1011	Agents and business managers of artists, performers, and athletes	70	27.65	#	#	#	#	#	#	#	#	#	#	#	#	#	0.47
13-1020	Buyers and purchasing agents	4,730	4.69	\$33.11	\$68,878	2.37	\$17.69	\$24.21	\$31.29	\$41.23	\$51.01	\$36,802	\$50,359	\$65,093	\$85,764	\$106,102	1.13
13-1031	Claims adjusters, examiners, and investigators	2,960	11.86	\$36.52	\$75,955	2.31	\$23.58	\$28.85	\$35.40	\$43.18	\$51.33	\$49,049	\$60,017	\$73,630	\$89,814	\$106,757	1.04
13-1032	Insurance appraisers, auto damage	110	32.77	\$31.95	\$66,447	4.31	\$24.75	\$26.92	\$30.21	\$36.54	\$43.83	\$51,481	\$55,985	\$62,838	\$76,006	\$91,161	0.68
13-1041	Compliance officers, except agriculture, construction, health and safety, and transportation	3,890	3.33	\$35.80	\$74,463	1.74	\$20.92	\$26.33	\$33.70	\$43.86	\$54.58	\$43,513	\$54,759	\$70,095	\$91,225	\$113,521	1.34
13-1051	Cost estimators	3,130	7.51	\$36.46	\$75,840	4.00	\$19.97	\$25.29	\$32.98	\$41.78	\$59.36	\$41,531	\$52,610	\$68,603	\$86,905	\$123,470	1.47
13-1071	Human resources specialists	7,630	3.13	\$33.16	\$68,965	1.31	\$17.27	\$23.33	\$31.55	\$41.15	\$51.44	\$35,923	\$48,533	\$65,620	\$85,586	\$106,988	1.36
13-1075	Labor relations specialists	400	22.68	\$33.52	\$69,731	8.72	\$9.46	\$24.79	\$34.60	\$44.83	\$50.93	\$19,676	\$51,568	\$71,967	\$93,255	\$105,944	0.50
13-1081	Logisticians	1,950	6.12	\$36.70	\$76,326	3.06	\$19.90	\$25.77	\$34.78	\$46.11	\$58.10	\$41,397	\$53,610	\$72,348	\$95,906	\$120,856	1.21
13-1111	Management analysts	6,860	5.29	\$41.58	\$86,495.00	\$2.15	\$24.58	\$30.67	\$38.84	\$49.17	\$61.90	\$51,123.00	\$63,788.00	\$80,790.00	\$102,270.00	\$128,760.00	1.03
13-1121	Meeting, convention, and event planners	2,220	12.59	\$22.61	\$47,034	4.62	\$11.76	\$16.19	\$21.23	\$28.16	\$36.06	\$24,470	\$33,669	\$44,150	\$58,575	\$75,013	2.14
13-1131	Fundraisers	1,110	20.06	\$27.95	\$58,135	3.90	\$14.40	\$20.01	\$25.82	\$34.26	\$45.13	\$29,943	\$41,616	\$53,702	\$71,267	\$93,869	1.50
13-1141	Compensation, benefits, and job analysis specialists	970	7.41	\$35.76	\$74,384	3.26	\$19.10	\$26.14	\$33.66	\$43.51	\$54.84	\$39,718	\$54,363	\$70,017	\$90,499	\$114,065	1.19

Data unavailable

Occupational Code	Occupational Title	Employment Estimate	Employment Percentage Relative Standard Error	Average Hourly Wage	Average Annual Wage	Wage Percentage Relative Standard Error	10th Percentile (Hourly)	25th Percentile (Hourly)	50th Percentile (Hourly)	75th Percentile (Hourly)	90th Percentile (Hourly)	10th Percentile (Annual)	25th Percentile (Annual)	50th Percentile (Annual)	75th Percentile (Annual)	90th Percentile (Annual)	Location Quotients
13-1151	Training and development specialists	4,330	5.80	\$34.84	\$72,474	2.23	\$19.24	\$25.43	\$33.58	\$43.10	\$51.62	\$40,026	\$52,885	\$69,838	\$89,658	\$107,379	1.53
13-1161	Market research analysts and marketing specialists	11,370	4.10	\$36.13	\$75,141	1.49	\$19.17	\$24.61	\$32.89	\$44.62	\$59.68	\$39,865	\$51,197	\$68,406	\$92,809	\$124,133	1.88
13-1199	Business operations specialists, all other	26,820	2.81	\$39.51	\$82,184	1.28	\$21.53	\$27.66	\$36.79	\$48.04	\$61.51	\$44,775	\$57,542	\$76,533	\$99,913	\$127,945	2.65
13-2011	Accountants and auditors	22,930	3.12	\$39.25	\$81,646	1.85	\$22.02	\$27.35	\$34.72	\$45.85	\$59.91	\$45,794	\$56,891	\$72,216	\$95,360	\$124,615	1.83
13-2021	Appraisers and assessors of real estate	730	28.35	\$34.58	\$71,936	6.11	\$20.45	\$23.30	\$31.70	\$40.94	\$55.12	\$42,542	\$48,474	\$65,935	\$85,159	\$114,654	1.22
13-2031	Budget analysts	710	8.45	\$40.12	\$83,441	1.13	\$27.68	\$32.43	\$38.84	\$47.33	\$53.81	\$57,575	\$67,463	\$80,792	\$98,449	\$111,932	1.29
13-2041	Credit analysts	890	13.32	\$38.73	\$80,565	4.06	\$21.79	\$27.05	\$34.63	\$44.60	\$62.46	\$45,319	\$56,269	\$72,022	\$92,773	\$129,922	1.18
13-2051	Financial analysts	2,950	8.96	\$51.59	\$107,308	7.28	\$22.86	\$28.89	\$40.51	\$62.34	\$95.87	\$47,549	\$60,099	\$84,264	\$129,657	\$199,416	0.99
13-2052	Personal financial advisors	2,600	13.77	\$59.81	\$124,402	10.07	\$26.13	\$33.64	\$42.89	\$67.54	#	\$54,357	\$69,976	\$89,211	\$140,475	#	1.28
13-2053	Insurance underwriters	1,150	22.57	\$39.19	\$81,515	3.89	\$25.05	\$29.33	\$36.92	\$48.42	\$59.56	\$52,110	\$61,006	\$76,790	\$100,712	\$123,888	1.26
13-2061	Financial examiners	1,010	3.95	\$40.87	\$85,016	4.20	\$26.68	\$30.57	\$36.45	\$46.86	\$62	\$55,494	\$63,590	\$75,807	\$97,468	\$128,548	1.89
13-2071	Credit counselors	40	20.15	\$30.22	\$62,850	7.39	\$18.44	\$21.60	\$24.95	\$30.49	\$64.43	\$38,352	\$44,931	\$51,889	\$63,428	\$134,006	0.10
13-2072	Loan officers	4,070	10.44	\$32.63	\$67,881	4.63	\$11.54	\$21.21	\$29.36	\$41.16	\$53.25	\$24,013	\$44,118	\$61,075	\$85,622	\$110,759	1.31
13-2081	Tax examiners and collectors, and revenue agents	690	0.03	\$29.37	\$61,080	1.27	\$18.97	\$20.68	\$25.92	\$35.45	\$48.87	\$39,466	\$43,019	\$53,912	\$73,732	\$101,644	1.20
13-2099	Financial specialists, all other	3,160	8.82	\$37.66	\$78,327	4.85	\$17.13	\$25.95	\$34.28	\$46.18	\$62.35	\$35,631	\$53,982	\$71,303	\$96,056	\$129,683	2.48
15-0000	Computer and mathematical occupations	71,000	2.67	\$46.61	\$96,940	1.33	\$25.26	\$33.78	\$45.29	\$57.60	\$69.76	\$52,531	\$70,271	\$94,208	\$119,807	\$145,102	1.65
15-1111	Computer and information research scientists	150	23.64	\$52.46	\$109,120.00	\$6.44	\$18.50	\$34.20	\$54.47	\$67.95	\$78.96	\$38,481.00	\$71,137.00	\$113,307.00	\$141,340.00	\$164,227.00	0.54
15-1121	Computer systems analysts	5,990	5.44	\$47.12	\$98,004	1.94	\$28.37	\$35.18	\$44.47	\$56.41	\$72.37	\$59,003	\$73,180	\$92,499	\$117,336	\$150,534	1.02
15-1122	Information security analysts	1,740	8.77	\$46.81	\$97,369	2.96	\$27.14	\$34.64	\$44.92	\$57.81	\$72.51	\$56,449	\$72,050	\$93,435	\$120,238	\$150,821	1.63
15-1131	Computer programmers	2,190	14.06	\$46.52	\$96,764	3.36	\$26.48	\$34.18	\$45.89	\$56.56	\$62.27	\$55,074	\$71,084	\$95,443	\$117,647	\$129,531	0.87
15-1132	Software developers, applications	17,030	5.41	\$49.70	\$103,368	1.63	\$30.81	\$39.15	\$49.12	\$60.03	\$71.98	\$64,092	\$81,430	\$102,165	\$124,868	\$149,718	1.98
15-1133	Software developers, systems software	8,560	8.99	\$60.30	\$125,420	4.73	\$38.97	\$45.50	\$55.35	\$66.80	\$83.99	\$81,062	\$94,632	\$115,135	\$138,937	\$174,706	2.14
15-1134	Web developers	1,220	8.46	\$35.81	\$74,491	2.90	\$17.40	\$23.99	\$35.10	\$45.89	\$54.92	\$36,195	\$49,898	\$73,003	\$95,449	\$114,226	0.96
15-1141	Database administrators	1,680	12.66	\$46.41	\$96,525	1.88	\$25.95	\$36.65	\$47.53	\$57.51	\$64.37	\$53,979	\$76,235	\$98,855	\$119,630	\$133,889	1.46
15-1142	Network and computer systems administrators	6,740	4.68	\$42.14	\$87,647	1.38	\$25.54	\$32.86	\$41.32	\$51.57	\$60.95	\$53,133	\$68,341	\$85,942	\$107,255	\$126,774	1.77
15-1143	Computer network architects	3,570	6.78	\$54.88	\$114,144	1.30	\$34.54	\$43.91	\$55.40	\$66.23	\$76.52	\$71,845	\$91,335	\$115,230	\$137,754	\$159,164	2.23
15-1151	Computer user support specialists	8,690	6.59	\$30.15	\$62,713	1.95	\$17.54	\$22.02	\$28.38	\$36.73	\$46.50	\$36,483	\$45,794	\$59,038	\$76,401	\$96,715	1.40
15-1152	Computer network support specialists	2,710	17.41	\$33.55	\$69,788	2.83	\$20.32	\$24.84	\$31.70	\$40.97	\$49.02	\$42,272	\$51,676	\$65,933	\$85,224	\$101,970	1.44
15-1199	Computer occupations, all other	9,600	6.40	\$49.37	\$102,687	2.38	\$29.73	\$38.10	\$48.92	\$58.64	\$69.81	\$61,832	\$79,256	\$101,753	\$121,980	\$145,197	3.00
15-2011	Actuaries	90	18.23	\$50.24	\$104,500	2.88	\$32.13	\$38.69	\$47.39	\$62.27	\$74.99	\$66,825	\$80,478	\$98,568	\$129,515	\$155,973	0.47
15-2031	Operations research analysts	510	12.94	\$38.48	\$80,029	2.77	\$22.41	\$29.05	\$37.14	\$46.79	\$57.14	\$46,612	\$60,424	\$77,255	\$97,328	\$118,857	0.47
15-2041	Statisticians	500	12.88	\$38.75	\$80,605	2.23	\$25.46	\$29.49	\$38.36	\$46.40	\$54.27	\$52,954	\$61,329	\$79,797	\$96,516	\$112,884	1.34
15-2090	Miscellaneous mathematical science occupations	30	17.50	\$37.19	\$77,353.00	\$8.16	\$19.43	\$22.19	\$35.73	\$48.14	\$59.15	\$40,421.00	\$46,153.00	\$74,313.00	\$100,130.00	\$123,038.00	#
17-0000	Architecture and engineering occupations	37,650	3.57	\$44.41	\$92,367	1.67	\$23.42	\$30.72	\$39.81	\$53.62	\$71.23	\$48,722	\$63,890	\$82,804	\$111,533	\$148,161	1.48
17-1011	Architects, except landscape and naval	2,280	11.17	\$34.77	\$72,327	2.38	\$21.79	\$26.38	\$31.33	\$41.47	\$52.14	\$45,318	\$54,861	\$65,171	\$86,257	\$108,459	2.18
17-1012	Landscape architects	210	25.64	\$43.88	\$91,260	3.24	\$27.24	\$35.76	\$44.95	\$51.53	\$58.67	\$56,660	\$74,380	\$93,506	\$107,189	\$122,036	1.08
17-1021	Cartographers and photogrammetrists	630	7.19	\$35.30	\$73,423	1.62	\$24.31	\$28.14	\$34.41	\$40.76	\$48.97	\$50,557	\$58,524	\$71,568	\$84,783	\$101,862	5.42
17-1022	Surveyors	810	16.37	\$29.65	\$61,670	3.61	\$17.89	\$22.65	\$28.49	\$35.87	\$44.90	\$37,209	\$47,121	\$59,257	\$74,606	\$93,386	1.84
17-2011	Aerospace engineers	1,470	21.77	\$64.40	\$133,946	12.15	\$34.84	\$42.89	\$55.02	\$77.06	#	\$72,467	\$89,202	\$114,449	\$160,281	#	2.21
17-2021	Agricultural engineers	10	17.11	#	#	#	#	#	#	#	#	#	#	#	#	#	#
17-2031	Biomedical engineers	250	10.15	\$43.27	\$89,992	3.24	\$27.84	\$34.04	\$41.87	\$49.89	\$60.96	\$57,914	\$70,800	\$87,082	\$103,780	\$126,791	1.21
17-2041	Chemical engineers	340	7.47	\$47.48	\$98,755	4.88	\$18.36	\$33.21	\$45.50	\$61.80	\$76	\$38,178	\$69,072	\$94,638	\$128,547	\$157,065	0.99
17-2051	Civil engineers	6,480	7.48	\$43.23	\$89,914	2.76	\$26.04	\$31.76	\$40.00	\$51.24	\$63.79	\$54,172	\$66,058	\$83,207	\$106,578	\$132,674	2.14
17-2071	Electrical engineers	2,130	11.97	\$44.33	\$92,216	1.96	\$26.07	\$33.52	\$42.76	\$54.78	\$67.18	\$54,216	\$69,720	\$88,932	\$113,944	\$139,735	1.15
17-2072	Electronics engineers, except computer	4,230	21.12	\$49.24	\$102,412	2.65	\$32.10	\$36.70	\$45.92	\$60.33	\$75.27	\$66,774	\$76,337	\$95,519	\$125,494	\$156,552	3.09
17-2081	Environmental engineers	1,170	13.47	\$49.33	\$102,596	2.45	\$29.23	\$35.58	\$46.83	\$58.45	\$75.29	\$60,805	\$74,009	\$97,398	\$121,572	\$156,593	2.19
17-2111	Health and safety engineers, except mining safety engineers and inspectors	210	9.20	\$48.27	\$100,397	2.40	\$32.62	\$39.57	\$46.57	\$57.66	\$69.42	\$67,843	\$82,313	\$96,859	\$119,941	\$144,398	0.79
17-2112	Industrial engineers	2,040	8.79	\$47.17	\$98,120	1.76	\$29.26	\$35.58	\$45.39	\$56.95	\$68.69	\$60,857	\$74,007	\$94,403	\$118,466	\$142,865	0.76
17-2131	Materials engineers	260	17.70	\$47.23	\$98,245	2.24	\$32.22	\$37.00	\$44.89	\$56.03	\$70.30	\$67,019	\$76,951	\$93,367	\$116,548	\$146,231	0.96
17-2141	Mechanical engineers	3,070	8.26	\$52.69	\$109,596	6.66	\$29.55	\$35.75	\$45.34	\$60.51	\$85.57	\$61,474	\$74,362	\$94,317	\$125,851	\$177,989	1.04
17-2151	Mining and geological engineers, including mining safety engineers	410	31.90	\$58.41	\$121,487	15.06	\$28.24	\$40.74	\$47.45	\$67.14	#	\$58,747	\$84,747	\$98,701	\$139,660	#	6.62

Data unavailable

Occupational Code	Occupational Title	Employment Estimate	Employment Percentage Relative Standard Error	Average Hourly Wage	Average Annual Wage	Wage Percentage Relative Standard Error	10th Percentile (Hourly)	25th Percentile (Hourly)	50th Percentile (Hourly)	75th Percentile (Hourly)	90th Percentile (Hourly)	10th Percentile (Annual)	25th Percentile (Annual)	50th Percentile (Annual)	75th Percentile (Annual)	90th Percentile (Annual)	Location Quotients
17-2171	Petroleum engineers	1,040	9.92	\$84.74	\$176,251	4.11	\$43.36	\$56.39	\$76.24	#	#	\$90,179	\$117,298	\$158,575	#	#	3.19
17-2199	Engineers, all other	1,330	9.84	\$49.86	\$103,704	2.61	\$32.52	\$38.88	\$48.62	\$59.95	\$72	\$67,647	\$80,871	\$101,140	\$124,697	\$150,761	1.00
17-3011	Architectural and civil drafters	1,490	12.08	\$29.23	\$60,798	2.56	\$17.19	\$21.72	\$28.23	\$35.21	\$41	\$35,748	\$45,185	\$58,713	\$73,241	\$86,096	1.54
17-3012	Electrical and electronics drafters	580	27.96	\$30.91	\$64,302	3.65	\$19.01	\$22.32	\$28.18	\$36.58	\$47.27	\$39,536	\$46,418	\$58,611	\$76,095	\$98,314	2.20
17-3013	Mechanical drafters	310	15.52	\$29.46	\$61,273	2.63	\$19.76	\$22.80	\$27.94	\$35.11	\$42.77	\$41,107	\$47,422	\$58,124	\$73,030	\$88,953	0.53
17-3019	Drafters, all other	120	12.96	\$26.58	\$55,282	5.00	\$16.58	\$19.30	\$23.76	\$31.83	\$42.91	\$34,489	\$40,145	\$49,421	\$66,199	\$89,250	0.75
17-3021	Aerospace engineering and operations technicians	120	13.05	\$33.01	\$68,660	4.87	\$23.76	\$29.08	\$33.96	\$37.37	\$39.46	\$49,430	\$60,476	\$70,643	\$77,723	\$82,071	0.99
17-3022	Civil engineering technicians	610	17.89	\$25.77	\$53,599	3.78	\$15.07	\$17.63	\$24.43	\$31.29	\$37.56	\$31,336	\$36,675	\$50,815	\$65,080	\$78,133	0.85
17-3023	Electrical and electronics engineering technicians	1,200	26.18	\$37.28	\$77,551	2.45	\$26.68	\$31.89	\$35.50	\$41.58	\$48.82	\$55,488	\$66,332	\$73,839	\$86,480	\$101,549	0.92
17-3025	Environmental engineering technicians	190	18.07	\$26.66	\$55,463	5.01	\$18.09	\$21.09	\$25.78	\$30.13	\$34.93	\$37,633	\$43,872	\$53,626	\$62,661	\$72,662	1.05
17-3026	Industrial engineering technicians	280	14.12	\$30.52	\$63,472	2.70	\$19.88	\$24.05	\$30.50	\$36.41	\$40.08	\$41,342	\$50,034	\$63,449	\$75,741	\$83,359	0.43
17-3027	Mechanical engineering technicians	220	17.86	\$33.04	\$68,733	3.03	\$21.87	\$26.68	\$33.05	\$38.63	\$45.52	\$45,485	\$55,498	\$68,737	\$80,351	\$94,684	0.49
17-3029	Engineering technicians, except drafters, all other	1,050	12.62	\$31.16	\$64,821	3.37	\$17.15	\$22.52	\$30.51	\$37.69	\$46.32	\$35,671	\$46,833	\$63,450	\$78,404	\$96,354	1.36
17-3031	Surveying and mapping technicians	1,500	21.78	\$25.74	\$53,545	3.53	\$17.07	\$20.17	\$23.98	\$30.94	\$37.42	\$35,497	\$41,961	\$49,884	\$64,351	\$77,827	2.85
19-0000	Life, physical, and social science occupations	14,500	3.67	\$38.21	\$79,482	4.37	\$17.66	\$23.57	\$32.85	\$46.93	\$61.45	\$36,726	\$49,032	\$68,331	\$97,620	\$127,825	1.25
19-1012	Food scientists and technologists	60	19.54	\$42.06	\$87,479	4.18	\$23.77	\$29.17	\$41.75	\$51.18	\$64.41	\$49,431	\$60,681	\$86,837	\$106,461	\$133,968	0.41
19-1013	Soil and plant scientists	30	15.37	\$29.56	\$61,487	6.08	\$17.12	\$20.89	\$24.19	\$38.84	\$47.24	\$35,618	\$43,444	\$50,318	\$80,781	\$98,255	#
19-1021	Biochemists and biophysicists	160	10.22	\$42.04	\$87,451	10.22	\$21.20	\$27.53	\$39.30	\$54.29	\$69.53	\$44,095	\$57,257	\$81,738	\$112,918	\$144,619	0.57
19-1022	Microbiologists	240	38.57	\$32.60	\$67,815	6.15	\$17.74	\$25.74	\$31.42	\$39.55	\$47.62	\$36,892	\$53,542	\$65,350	\$82,254	\$99,044	1.09
19-1023	Zoologists and wildlife biologists	140	26.60	\$32.40	\$67,401	2.50	\$20.52	\$25.42	\$30.64	\$39.90	\$48.22	\$42,672	\$52,872	\$63,739	\$82,984	\$100,306	0.76
19-1029	Biological scientists, all other	260	17.55	\$37.44	\$77,881	3.03	\$25.91	\$30.86	\$37.14	\$43.85	\$48.87	\$53,897	\$64,183	\$77,249	\$91,216	\$101,642	0.69
19-1031	Conservation scientists	260	23.01	\$34.69	\$72,152	5.67	\$21.41	\$24.97	\$31.78	\$40.94	\$52.81	\$44,527	\$51,947	\$66,111	\$85,149	\$109,840	1.15
19-1032	Foresters	#	#	\$29.20	\$60,743	3.12	\$17.42	\$21.64	\$27.96	\$37.09	\$43.81	\$36,228	\$45,020	\$58,151	\$77,146	\$91,118	#
19-1041	Epidemiologists	250	1.54	\$30.81	\$64,083	2.76	\$26.35	\$27.38	\$30.54	\$32.61	\$36.74	\$54,815	\$66,944	\$83,520	\$67,826	\$76,410	3.56
19-1042	Medical scientists, except epidemiologists	780	9.43	\$41.45	\$86,212	23.87	\$20.32	\$22.30	\$26.23	\$39.98	\$49.74	\$42,264	\$46,377	\$54,566	\$63,162	\$197,057	0.69
19-2021	Atmospheric and space scientists	#	#	\$34.67	\$72,120	2.87	\$27.08	\$30.78	\$34.03	\$37.57	\$39.56	\$56,325	\$64,032	\$70,777	\$78,141	\$82,285	#
19-2031	Chemists	760	9.58	\$37.50	\$77,994	4.76	\$18.04	\$25.22	\$35.55	\$49.16	\$59.16	\$37,527	\$52,466	\$73,938	\$102,259	\$123,052	0.89
19-2032	Materials scientists	100	18.94	\$52.10	\$108,359	8.42	\$32.40	\$37.62	\$51.50	\$67.84	\$75.92	\$67,401	\$78,244	\$107,123	\$141,101	\$157,913	1.31
19-2041	Environmental scientists and specialists, including health	1,570	13.75	\$45.20	\$94,023.00	\$5.49	\$25.21	\$32.05	\$41.30	\$55.15	\$73.66	\$52,431.00	\$66,665.00	\$85,907.00	\$114,708.00	\$153,208.00	1.89
19-2042	Geoscientists, except hydrologists and geographers	1,160	10.93	\$65.78	\$136,817	9.70	\$27.93	\$39.35	\$55.13	\$80.41	#	\$58,089	\$81,846	\$114,665	\$167,245	#	4.02
19-2043	Hydrologists	270	46.53	\$47.05	\$97,862	3.00	\$34.22	\$40.09	\$47.34	\$54.92	\$59.99	\$71,174	\$83,396	\$98,464	\$114,235	\$124,774	4.18
19-3011	Economists	160	9.45	\$46.68	\$97,086	4.64	\$25.91	\$36.65	\$45.10	\$55.13	\$63.25	\$53,896	\$76,240	\$93,816	\$114,669	\$131,566	0.80
19-3022	Survey researchers	80	43.31	\$32.75	\$68,116	16.68	\$16.98	\$20.16	\$24.81	\$37.06	\$60.69	\$35,310	\$41,931	\$51,599	\$77,091	\$126,228	0.73
19-3031	Clinical, counseling, and school psychologists	1,540	7.77	\$40.52	\$84,271	3.00	\$20.55	\$32.27	\$40.40	\$52.29	\$59.94	\$42,741	\$67,116	\$84,029	\$108,759	\$124,667	1.41
19-3039	Psychologists, all other	90	12.03	\$46.09	\$95,858	2.84	\$21.86	\$44.70	\$50.65	\$55.12	\$58.11	\$45,477	\$92,972	\$105,353	\$114,660	\$120,859	0.70
19-3051	Urban and regional planners	380	6.54	\$38.17	\$79,389	1.43	\$26.32	\$30.66	\$37.17	\$45.39	\$51.68	\$54,736	\$63,774	\$77,321	\$94,418	\$107,497	1.06
19-3091	Anthropologists and archeologists	60	22.39	\$35.62	\$74,094	5.15	\$19.37	\$26.53	\$36.09	\$44.70	\$52.41	\$40,289	\$55,183	\$75,074	\$92,969	\$109,013	1.02
19-3092	Geographers	50	0.00	\$40.58	\$84,415	2.81	\$31.35	\$32.41	\$40.09	\$46.18	\$53.63	\$65,208	\$67,411	\$83,395	\$96,063	\$111,560	3.61
19-3093	Historians	20	20.61	\$39.40	\$81,960	3.17	\$34.00	\$37.51	\$39.15	\$44.40	\$46.46	\$70,722	\$78,029	\$81,431	\$92,360	\$96,644	#
19-3099	Social scientists and related workers, all other	360	11.61	\$38.73	\$80,550	6.22	\$25.03	\$27.78	\$35.55	\$47.68	\$55.13	\$52,054	\$57,790	\$73,944	\$99,174	\$114,667	0.99
19-4011	Agricultural and food science technicians	20	31.02	\$22.18	\$46,141	4.92	\$16.50	\$18.40	\$22.15	\$26.39	\$28.67	\$34,323	\$38,280	\$46,065	\$54,886	\$59,631	#
19-4021	Biological technicians	2,270	6.17	\$23.75	\$49,404	1.85	\$14.92	\$17.68	\$22.77	\$28.80	\$35.04	\$31,040	\$36,778	\$47,359	\$59,902	\$72,874	3.00
19-4031	Chemical technicians	590	12.55	\$23.92	\$49,750	3.27	\$15.25	\$18.67	\$23.03	\$28.59	\$35.04	\$31,726	\$38,840	\$47,899	\$59,458	\$72,890	0.91
19-4061	Social science research assistants	160	28.63	\$23.47	\$48,812	2.06	\$14.31	\$19.01	\$23.24	\$28.08	\$32.92	\$29,768	\$39,536	\$48,343	\$58,406	\$68,481	0.51
19-4091	Environmental science and protection technicians, including health	430	31.98	\$22.63	\$47,077	3.87	\$15.96	\$17.87	\$21.02	\$24.14	\$32.35	\$33,190	\$37,175	\$43,724	\$50,202	\$67,291	1.30
19-4092	Forensic science technicians	210	0.33	\$30.83	\$64,126	1.27	\$20.56	\$24.93	\$29.71	\$36.43	\$43.52	\$42,768	\$51,854	\$61,801	\$75,770	\$90,517	1.35
19-4093	Forest and conservation technicians	120	18.13	\$20.89	\$43,453	4.26	\$13.62	\$15.28	\$17.19	\$26.35	\$30.25	\$28,321	\$31,792	\$35,747	\$54,800	\$62,918	0.38
19-4099	Life, physical, and social science technicians, all other	600	10.52	\$25.23	\$52,489	5.47	\$12.80	\$17.10	\$22.88	\$31.41	\$41.99	\$26,628	\$35,577	\$47,586	\$65,334	\$87,343	0.88
21-0000	Community and social services occupations	18,340	2.55	\$24.40	\$50,752	1.82	\$13.61	\$17.38	\$22.89	\$29.72	\$37.62	\$28,312	\$36,159	\$47,612	\$61,814	\$78,253	0.86
21-1012	Educational, guidance, school, and vocational counselors	2,100	3.87	\$25.66	\$53,368	4.37	\$14.76	\$19.75	\$23.30	\$29.99	\$37.54	\$30,690	\$41,072	\$48,472	\$62,388	\$78,080	0.76

Data unavailable

Occupational Code	Occupational Title	Employment Estimate	Employment Percentage Relative Standard Error	Average Hourly Wage	Average Annual Wage	Wage Percentage Relative Standard Error	10th Percentile (Hourly)	25th Percentile (Hourly)	50th Percentile (Hourly)	75th Percentile (Hourly)	90th Percentile (Hourly)	10th Percentile (Annual)	25th Percentile (Annual)	50th Percentile (Annual)	75th Percentile (Annual)	90th Percentile (Annual)	Location Quotients
21-1013	Marriage and family therapists	510	31.97	\$29.32	\$60,979	9.60	\$9.68	\$17.48	\$31.45	\$37.97	\$46.20	\$20,129	\$36,353	\$65,423	\$78,976	\$96,095	1.18
21-1015	Rehabilitation counselors	940	20.16	\$23.39	\$48,657	9.34	\$11.26	\$13.65	\$21.57	\$32.07	\$36.63	\$23,415	\$28,401	\$44,856	\$66,698	\$76,190	0.90
21-1018	Substance abuse, behavioral disorder, and mental health counselors	3,610	7.71	\$23.04	\$47,927	3.24	\$13.28	\$16.12	\$21.35	\$28.41	\$36.47	\$27,613	\$33,538	\$44,413	\$59,101	\$75,854	1.47
21-1019	Counselors, all other	80	12.34	\$32.17	\$66,922	4.58	\$17.03	\$20.94	\$28.08	\$41.97	\$55.74	\$35,412	\$43,559	\$58,408	\$87,288	\$115,934	0.30
21-1022	Healthcare social workers	1,570	6.64	\$25.97	\$54,026	3.22	\$16.05	\$19.76	\$25.32	\$30.38	\$36.94	\$33,386	\$41,107	\$52,676	\$63,191	\$76,843	0.92
21-1023	Mental health and substance abuse social workers	1,190	10.50	\$20.83	\$43,329	3.79	\$12.73	\$15.25	\$19.13	\$26.04	\$30.81	\$26,476	\$31,723	\$39,781	\$54,161	\$64,079	1.05
21-1029	Social workers, all other	530	13.33	\$29.14	\$60,605.00	\$3.06	\$17.44	\$23.27	\$29.24	\$36.47	\$40.77	\$36,283.00	\$48,393.00	\$60,820.00	\$75,854.00	\$84,792.00	0.90
21-1091	Health educators	450	10.53	\$27.96	\$58,164	4.14	\$16.98	\$20.46	\$26.76	\$33.66	\$41.95	\$35,320	\$42,558	\$55,660	\$70,008	\$87,246	0.77
21-1092	Probation officers and correctional treatment specialists	990	6.27	\$28.68	\$59,658	1.37	\$19.71	\$23.52	\$27.62	\$33.87	\$40.12	\$41,002	\$48,918	\$57,450	\$70,444	\$83,443	1.12
21-1093	Social and human service assistants	930	13.62	\$17.80	\$37,032	1.99	\$12.62	\$15.28	\$17.57	\$20.48	\$23.72	\$26,255	\$31,785	\$36,545	\$42,601	\$49,330	0.24
21-1094	Community health workers	400	23.86	\$22.88	\$47,582	7.81	\$15.23	\$17.07	\$20.78	\$26.28	\$34.70	\$31,676	\$35,514	\$43,215	\$54,668	\$72,182	0.73
21-1099	Community and social service specialists, all other	1,230	11.62	\$21.00	\$43,678	4.38	\$9.81	\$13.98	\$20.17	\$26.80	\$31.49	\$20,397	\$29,077	\$41,951	\$55,740	\$65,502	1.20
21-2011	Clergy	250	10.36	\$26.97	\$56,095	3.73	\$17.77	\$21.36	\$25.70	\$30.33	\$41.35	\$36,960	\$44,435	\$53,453	\$63,087	\$86,008	0.50
21-2021	Directors, religious activities and education	70	30.58	\$36.04	\$74,961	9.96	\$15.67	\$21.25	\$41.05	\$45.55	\$48.59	\$32,601	\$44,202	\$85,393	\$94,744	\$101,072	0.33
21-2099	Religious workers, all other	150	32.98	\$16.68	\$34,692	6.03	\$9.30	\$9.31	\$16.53	\$21.66	\$24.45	\$19,352	\$19,364	\$34,384	\$45,045	\$50,848	1.86
23-0000	Legal occupations	14,500	3.76	\$54.67	\$113,711	5.97	\$21.78	\$30.37	\$43.15	\$71.39	\$99.74	\$45,295	\$63,166	\$99,742	\$148,483	\$207,456	1.31
23-1011	Lawyers	8,480	5.64	\$70.29	\$146,205	6.84	\$32.73	\$41.37	\$62.45	\$85.79	#	\$68,074	\$86,051	\$129,887	\$178,441	#	1.33
23-1021	Administrative law judges, adjudicators, and hearing officers	170	0.00	\$52.45	\$109,102	1.53	\$30.84	\$37.12	\$51.47	\$65.14	\$82.74	\$64,144	\$77,202	\$107,063	\$135,497	\$172,100	1.17
23-1022	Arbitrators, mediators, and conciliators	30	34.74	\$33.98	\$70,682	12.06	\$19.91	\$22.95	\$30.54	\$44.70	\$49.04	\$41,412	\$47,727	\$63,513	\$92,973	\$102,007	0.50
23-1023	Judges, magistrate judges, and magistrates	280	0.77	\$70.87	\$147,407	1.65	\$55.46	\$66.62	\$75.03	\$77.86	\$81.21	\$115,361	\$138,563	\$156,061	\$161,944	\$168,914	0.98
23-2011	Paralegals and legal assistants	3,740	4.33	\$29.05	\$60,433	4.23	\$16.91	\$20.75	\$28.58	\$36.39	\$44.04	\$35,164	\$43,166	\$59,439	\$75,695	\$91,610	1.27
23-2091	Court reporters	280	42.86	\$39.15	\$81,431	14.78	\$21.35	\$26.54	\$35.81	\$45.85	\$60	\$44,403	\$55,211	\$74,483	\$95,368	\$124,322	1.80
23-2093	Title examiners, abstractors, and searchers	530	19.07	\$30.48	\$63,392	4.18	\$19.57	\$23.08	\$28.71	\$35.20	\$42	\$40,702	\$48,009	\$59,712	\$73,219	\$87,048	0.99
23-2099	Legal support workers, all other	#	#	\$32.56	\$67,721	2.50	\$18.32	\$23.25	\$29.17	\$40.11	\$50.87	\$38,096	\$48,368	\$60,668	\$83,420	\$105,800	#
25-0000	Education, training, and library occupations	71,620	1.17	\$27.52	\$57,238	6.21	\$12.66	\$16.66	\$23.50	\$33.17	\$43.30	\$26,337	\$34,645	\$48,890	\$68,993	\$90,061	0.81
25-1011	Business teachers, postsecondary	790	5.45	#	\$75,231	9.96	#	#	#	#	#	\$29,245	\$38,322	\$66,410	\$100,929	\$147,324	0.92
25-1021	Computer science teachers, postsecondary	180	3.41	#	\$63,949	6.43	#	#	#	#	#	\$33,754	\$37,028	\$54,494	\$88,109	\$112,641	0.54
25-1022	Mathematical science teachers, postsecondary	460	0.88	#	\$58,225	3.18	#	#	#	#	#	\$34,077	\$39,180	\$53,210	\$66,246	\$91,300	0.89
25-1032	Engineering teachers, postsecondary	420	0.00	#	\$91,447	1.58	#	#	#	#	#	\$39,413	\$67,990	\$89,384	\$108,259	\$143,694	1.11
25-1042	Biological science teachers, postsecondary	270	1.07	#	\$58,252	3.90	#	#	#	#	#	\$30,742	\$37,608	\$57,544	\$73,577	\$91,418	0.53
25-1051	Atmospheric, earth, marine, and space sciences teachers, postsecondary	140	0.00	#	\$69,550	1.45	#	#	#	#	#	\$31,942	\$36,157	\$58,016	\$95,182	\$133,250	1.26
25-1052	Chemistry teachers, postsecondary	160	0.59	#	\$69,885	3.78	#	#	#	#	#	\$40,339	\$47,902	\$62,080	\$84,747	\$103,362	0.75
25-1053	Environmental science teachers, postsecondary	10	8.99	#	\$45,637	7.21	#	#	#	#	#	\$32,634	\$34,804	\$38,422	\$58,083	\$64,209	#
25-1054	Physics teachers, postsecondary	110	0.85	#	\$75,045	4.58	#	#	#	#	#	\$37,131	\$52,291	\$69,665	\$95,206	\$124,656	0.78
25-1061	Anthropology and archeology teachers, postsecondary	60	0.00	#	\$60,701	1.57	#	#	#	#	#	\$33,416	\$36,912	\$55,977	\$77,476	\$107,934	1.07
25-1062	Area, ethnic, and cultural studies teachers, postsecondary	80	1.61	#	\$51,621	7.55	#	#	#	#	#	\$20,420	\$32,862	\$47,029	\$68,694	\$90,516	0.77
25-1064	Geography teachers, postsecondary	70	0.00	#	#	#	#	#	#	#	#	#	#	#	#	#	1.74
25-1065	Political science teachers, postsecondary	150	6.13	#	#	#	#	#	#	#	#	#	#	#	#	#	0.91
25-1066	Psychology teachers, postsecondary	390	4.47	#	\$50,891	11.45	#	#	#	#	#	\$19,597	\$27,891	\$38,684	\$67,842	\$94,056	1.04
25-1067	Sociology teachers, postsecondary	100	2.10	#	\$57,087	2.79	#	#	#	#	#	\$33,903	\$37,887	\$53,386	\$69,522	\$94,239	0.75
25-1071	Health specialties teachers, postsecondary	4,730	6.15	#	\$143,820	10.11	#	#	#	#	#	\$52,600	\$77,960	\$121,653	\$190,597	#	2.40
25-1072	Nursing instructors and teachers, postsecondary	900	7.80	#	\$67,985	12.75	#	#	#	#	#	\$20,680	\$40,788	\$69,794	\$91,231	\$104,367	1.60
25-1081	Education teachers, postsecondary	630	4.96	#	\$57,571	12.25	#	#	#	#	#	\$24,171	\$34,409	\$61,193	\$75,454	\$89,415	1.03
25-1111	Criminal justice and law enforcement teachers, postsecondary	200	0.08	#	\$61,387	2.89	#	#	#	#	#	\$19,689	\$33,012	\$62,987	\$92,030	\$101,346	1.37
25-1113	Social work teachers, postsecondary	280	23.58	#	\$64,169	10.08	#	#	#	#	#	\$31,210	\$36,854	\$59,428	\$84,812	\$102,667	2.25
25-1121	Art, drama, and music teachers, postsecondary	760	3.71	#	\$54,921.00	\$3.71	#	#	#	#	#	\$31,391.00	\$36,479.00	\$52,567.00	\$66,760.00	\$81,062.00	0.78
25-1122	Communications teachers, postsecondary	280	1.34	#	\$47,804	4.35	#	#	#	#	#	\$31,292	\$33,973	\$38,148	\$59,829	\$79,158	0.95

Data unavailable

Occupational Code	Occupational Title	Employment Estimate	Employment Percentage Relative Standard Error	Average Hourly Wage	Average Annual Wage	Wage Percentage Relative Standard Error	10th Percentile (Hourly)	25th Percentile (Hourly)	50th Percentile (Hourly)	75th Percentile (Hourly)	90th Percentile (Hourly)	10th Percentile (Annual)	25th Percentile (Annual)	50th Percentile (Annual)	75th Percentile (Annual)	90th Percentile (Annual)	Location Quotients
25-1123	English language and literature teachers, postsecondary	470	1.15	#	\$53,816	3.12	#	#	#	#	#	\$33,366	\$36,422	\$46,171	\$62,342	\$80,723	0.68
25-1125	History teachers, postsecondary	130	1.39	#	\$60,587	2.11	#	#	#	#	#	\$34,263	\$39,036	\$55,892	\$69,758	\$96,517	0.63
25-1126	Philosophy and religion teachers, postsecondary	210	7.69	#	\$55,423	5.26	#	#	#	#	#	\$28,003	\$33,607	\$49,363	\$67,035	\$93,898.00	0.90
25-1193	Recreation and fitness studies teachers, postsecondary	80	0.00	#	\$44,494	1.99	#	#	#	#	#	\$32,394	\$34,313	\$37,510	\$46,883	\$75,060	0.50
25-1194	Vocational education teachers, postsecondary	960	15.28	\$28.24	\$58,749	4.79	\$16.67	\$20.61	\$26.32	\$34.75	\$44.65	\$34,678	\$42,859	\$54,741	\$72,270	\$92,865	0.83
25-1199	Postsecondary teachers, all other	120	3.01	#	\$77,214.00	\$2.79	#	#	#	#	#	\$45,054.00	\$56,030.00	\$70,343.00	\$91,061.00	\$118,137.00	0.06
25-2011	Preschool teachers, except special education	4,620	10.31	\$15.03	\$31,263	4.91	\$9.77	\$11.82	\$13.80	\$16.81	\$22.28	\$20,327	\$24,587	\$28,707	\$34,956	\$46,332	1.11
25-2012	Kindergarten teachers, except special education	1,830	1.67	#	\$54,633	1.90	#	#	#	#	#	\$36,203	\$42,753	\$51,884	\$65,387	\$77,816	1.28
25-2021	Elementary school teachers, except special education	12,610	2.63	#	\$55,930	2.47	#	#	#	#	#	\$36,609	\$43,606	\$53,686	\$68,191	\$79,669	0.88
25-2022	Middle school teachers, except special and career/technical educa	6,020	1.22	#	\$56,022	2.45	#	#	#	#	#	\$37,705	\$43,748	\$52,823	\$68,269	\$79,526	0.96
25-2023	Career/technical education teachers, middle school	100	5.74	#	\$56,642	2.17	#	#	#	#	#	\$37,352	\$44,928	\$56,197	\$67,907	\$78,443	0.79
25-2031	Secondary school teachers, except special and career/technical ed	8,300	2.72	#	\$58,647	2.08	#	#	#	#	#	\$38,781	\$45,253	\$56,704	\$72,051	\$81,755	0.80
25-2032	Career/technical education teachers, secondary school	330	4.98	#	\$61,872	1.95	#	#	#	#	#	\$35,514	\$50,763	\$61,941	\$75,515	\$87,406	0.41
25-2051	Special education teachers, preschool	520	21.80	#	\$58,468	2.59	#	#	#	#	#	\$41,391	\$48,484	\$57,692	\$65,840	\$79,447	1.80
25-2052	Special education teachers, kindergarten and elementary school	1,570	1.28	#	\$56,999	1.44	#	#	#	#	#	\$40,628	\$45,530	\$54,557	\$67,505	\$79,365	0.84
25-2053	Special education teachers, middle school	830	1.02	#	\$56,616	2.55	#	#	#	#	#	\$39,861	\$44,727	\$53,531	\$67,207	\$79,730	0.93
25-2054	Special education teachers, secondary school	1,190	1.44	#	\$58,858	1.81	#	#	#	#	#	\$41,229	\$46,272	\$56,543	\$71,081	\$81,325	0.86
25-2059	Special education teachers, all other	50	26.84	#	\$45,217	5.44	#	#	#	#	#	\$31,577	\$35,154	\$41,315	\$53,898	\$69,597	0.13
25-3011	Adult basic and secondary education and literacy teachers and ins	470	20.56	\$22.83	\$47,487	6.23	\$9.44	\$16.33	\$21.92	\$26.81	\$30.63	\$19,638	\$33,957	\$45,596	\$55,759	\$63,719	0.77
25-3021	Self-enrichment education teachers	1,950	19.38	\$19.40	\$40,356	6.51	\$9.39	\$12.82	\$16.76	\$23.05	\$31.75	\$19,533	\$26,662	\$34,854	\$47,945	\$66,044	0.81
25-3097	Teachers and instructors, all other, except substitute teachers	2,200	10.60	#	\$38,570	5.87	#	#	#	#	#	\$20,988	\$26,013	\$29,825	\$44,905	\$67,414	0.74
25-4011	Archivists	40	27.18	\$26.25	\$54,597	14.79	\$15.95	\$17.60	\$21.22	\$33.76	\$46.35	\$33,181	\$36,603	\$44,130	\$70,221	\$96,416	0.64
25-4012	Curators	150	5.39	\$31.66	\$65,847	1.59	\$19.65	\$23.76	\$28.57	\$37.14	\$46.91	\$40,873	\$49,429	\$59,430	\$77,257	\$97,570	1.28
25-4013	Museum technicians and conservators	200	20.03	\$20.21	\$42,036	6.02	\$13.32	\$15.47	\$18.47	\$22.94	\$29.38	\$27,713	\$32,176	\$38,414	\$47,707	\$61,110	1.63
25-4021	Librarians	1,070	2.60	\$32.35	\$67,289	4.24	\$19.26	\$23.26	\$29.75	\$40.26	\$52.49	\$40,066	\$48,372	\$61,885	\$83,747	\$109,179	0.83
25-4031	Library technicians	830	1.28	\$17.61	\$36,630	1.98	\$10.70	\$13.80	\$17.43	\$21.17	\$23.98	\$22,258	\$28,713	\$36,258	\$44,024	\$49,873	0.91
25-9031	Instructional coordinators	2,050	3.53	\$34.23	\$71,205	1.88	\$22.25	\$27.83	\$34.14	\$40.42	\$47.30	\$46,284	\$57,895	\$71,009	\$84,071	\$98,381	1.28
25-9041	Teacher assistants	9,590	2.38	#	\$30,144	1.94	#	#	#	#	#	\$21,837	\$25,388	\$28,870	\$33,887	\$40,233	0.73
25-9099	Education, training, and library workers, all other	1,200	6.04	\$23.88	\$49,671	4.35	\$9.75	\$16.91	\$22.54	\$29.81	\$38.66	\$20,286	\$35,169	\$46,879	\$62,010	\$80,408	1.19
27-0000	Arts, design, entertainment, sports, and media occupations	22,870	3.87	\$27.42	\$57,035	2.70	\$10.67	\$15.29	\$22.76	\$33.28	\$47.05	\$22,188	\$31,797	\$47,332	\$69,218	\$97,872	1.17
27-1011	Art directors	380	14.10	\$43.48	\$90,429	5.41	\$22.98	\$29.17	\$40.93	\$51.50	\$72.00	\$47,796	\$60,668	\$85,141	\$107,115	\$149,767	0.98
27-1012	Craft artists	#	#	\$17.34	\$36,061	4.57	\$10.25	\$11.65	\$13.85	\$25.77	\$28.55	\$21,311	\$24,229	\$28,813	\$53,595	\$59,393	#
27-1014	Multimedia artists and animators	160	23.37	\$31.39	\$65,290	4.49	\$18.26	\$24.80	\$31.29	\$37.91	\$45.48	\$37,991	\$51,586	\$65,089	\$78,862	\$94,608	0.52
27-1019	Artists and related workers, all other	130	18.99	\$28.64	\$59,569	4.15	\$16.39	\$19.38	\$22.90	\$41.15	\$47.11	\$34,086	\$40,308	\$47,639	\$85,596	\$97,986	1.80
27-1021	Commercial and industrial designers	410	32.16	\$30.38	\$63,195	11.64	\$15.99	\$18.17	\$26.43	\$37.66	\$49.08	\$33,253	\$37,803	\$54,968	\$78,325	\$102,086	1.30
27-1022	Fashion designers	70	19.73	\$25.17	\$52,351	7.94	\$12.01	\$18.47	\$23.78	\$28.89	\$34.80	\$24,982	\$38,425	\$49,461	\$60,082	\$72,376	0.34
27-1023	Floral designers	570	8.88	\$15.28	\$31,776	5.14	\$10.87	\$12.66	\$14.69	\$17.60	\$20.99	\$22,611	\$26,337	\$30,548	\$36,601	\$43,659	1.30
27-1024	Graphic designers	2,920	13.25	\$28.17	\$58,588	7.33	\$15.31	\$18.03	\$23.67	\$32.67	\$41.33	\$31,842	\$37,507	\$49,242	\$67,961	\$85,970	1.33
27-1025	Interior designers	1,100	27.10	\$23.25	\$48,368	6.27	\$13.99	\$16.52	\$19.87	\$28.68	\$37.07	\$29,097	\$34,360	\$41,326	\$59,659	\$77,104	1.94
27-1026	Merchandise displays and window trimmers	880	22.64	\$15.35	\$31,920	2.43	\$10.05	\$11.66	\$13.89	\$17.04	\$25.15	\$20,894	\$24,262	\$28,881	\$35,441	\$52,307	0.72
27-1027	Set and exhibit designers	40	2.35	\$20.55	\$42,751	8.27	\$13.32	\$15.46	\$18.12	\$24.74	\$31.09	\$27,696	\$32,162	\$37,683	\$51,460	\$64,675	0.33
27-1029	Designers, all other	140	30.32	\$27.55	\$57,305	8.10	\$11.33	\$14.64	\$28.35	\$36.25	\$45.28	\$23,567	\$30,453	\$58,973	\$75,405	\$94,179	1.80
27-2011	Actors	220	10.86	\$29.13	#	14.49	\$9.39	\$9.56	\$16.26	\$20.59	#	#	#	#	#	#	0.51
27-2012	Producers and directors	1,170	12.49	\$35.79	\$74,452	3.68	\$19.54	\$24.08	\$31.21	\$41.43	\$62.26	\$40,650	\$50,085	\$64,908	\$86,175	\$129,491	0.98
27-2021	Athletes and sports competitors	300	32.63	#	\$194,411	24.91	#	#	#	#	#	\$20,327	\$61,377	#	#	#	2.65
27-2022	Coaches and scouts	3,790	11.56	#	\$38,655	5.05	#	#	#	#	#	\$19,586	\$21,332	\$28,362	\$42,240	\$63,014	1.59
27-2023	Umpires, referees, and other sports officials	590	9.20	#	\$31,132	2.81	#	#	#	#	#	\$19,651	\$21,657	\$27,730	\$39,932	\$47,819	3.14

Data unavailable

Occupational Code	Occupational Title	Employment Estimate	Employment Percentage Relative Standard Error	Average Hourly Wage	Average Annual Wage	Wage Percentage Relative Standard Error	10th Percentile (Hourly)	25th Percentile (Hourly)	50th Percentile (Hourly)	75th Percentile (Hourly)	90th Percentile (Hourly)	10th Percentile (Annual)	25th Percentile (Annual)	50th Percentile (Annual)	75th Percentile (Annual)	90th Percentile (Annual)	Location Quotients
27-2031	Dancers	300	24.70	\$17.46	#	6.03	\$9.71	\$15.00	\$17.35	\$20.44	\$24.36	#	#	#	#	#	3.00
27-2041	Music directors and composers	40	40.46	\$22.75	\$47,320	20.93	\$9.30	\$9.31	\$21.05	\$27.20	\$44.26	\$19,351	\$19,360	\$43,786	\$56,576	\$92,065	0.26
27-2042	Musicians and singers	290	25.03	\$25.43	#	7.12	\$16.46	\$21.26	\$25.99	\$29.77	\$32.67	#	#	#	#	#	0.70
27-2099	Entertainers and performers, sports and related workers, all other	230	20.99	\$19.25	#	5.00	\$9.62	\$10.85	\$15.33	\$26.22	\$34.95	#	#	#	#	#	2.01
27-3011	Radio and television announcers	220	31.68	\$27.52	\$57,245	21.87	\$9.51	\$11.02	\$15.74	\$34.31	\$59.89	\$19,779	\$22,914	\$32,733	\$71,356	\$124,569	0.75
27-3012	Public address system and other announcers	70	38.46	\$22.40	\$46,594.00	\$14.98	\$10.40	\$11.67	\$23.52	\$31.06	\$36.89	\$21,628.00	\$24,278.00	\$48,924.00	\$64,614.00	\$76,723.00	0.84
27-3021	Broadcast news analysts	60	38.94	#	#	#	#	#	#	#	#	#	#	#	#	#	1.05
27-3022	Reporters and correspondents	390	15.13	\$28.74	\$59,778	10.81	\$13.55	\$16.37	\$24.58	\$35.47	\$41.97	\$28,187	\$34,052	\$51,130	\$73,772.00	\$87,296.00	1.00
27-3031	Public relations specialists	2,980	10.47	\$32.61	\$67,835	4.60	\$15.53	\$21.32	\$28.44	\$41.53	\$57.63	\$32,299	\$44,351	\$59,165	\$86,381	\$119,872	1.26
27-3041	Editors	1,010	11.20	\$28.26	\$58,773	3.47	\$9.91	\$18.98	\$28.34	\$35.95	\$44.23	\$20,614	\$39,472	\$58,948	\$74,769	\$91,998	1.03
27-3042	Technical writers	700	12.52	\$37.64	\$78,298.00	1.46	\$25.35	\$30.08	\$36.23	\$44.70	\$54.27	\$52,724.00	\$62,575.00	\$75,349.00	\$92,976.00	\$112,885.00	1.39
27-3043	Writers and authors	390	15.85	\$29.23	\$60,808	6.47	\$14.04	\$18.82	\$30.14	\$37.74	\$46.21	\$29,211	\$39,151	\$62,700	\$78,489	\$96,127	0.84
27-3091	Interpreters and translators	810	14.65	#	#	#	#	#	#	#	#	#	#	#	#	#	1.50
27-3099	Media and communication workers, all other	190	15.77	\$28.47	\$59,224.00	4.07	\$17.98	\$21.17	\$26.59	\$34.17	\$43.27	\$37,406.00	\$44,042.00	\$55,310.00	\$71,066.00	\$90,002.00	0.86
27-4011	Audio and video equipment technicians	480	24.64	\$23.39	\$48,656	6.08	\$15.88	\$17.26	\$19.87	\$28.81	\$36.95	\$33,036	\$35,894	\$41,339	\$59,931	\$76,860	0.66
27-4012	Broadcast technicians	390	12.93	\$23.75	\$49,391	6.41	\$9.70	\$11.94	\$22.86	\$32.69	\$41.24	\$20,183	\$24,827	\$47,545	\$67,986	\$85,771	1.26
27-4014	Sound engineering technicians	#	#	\$30.18	\$62,775	7.88	\$16.68	\$21.50	\$30.70	\$38.98	\$44.61	\$34,695	\$44,711	\$63,855	\$81,084	\$92,785	#
27-4021	Photographers	400	22.12	\$19.16	\$39,848	9.29	\$9.35	\$12.53	\$14.86	\$26.62	\$30.28	\$19,450	\$26,057	\$30,901	\$55,375	\$62,977	0.80
27-4031	Camera operators, television, video, and motion picture	290	21.90	\$32.37	\$67,333	11.69	\$14.80	\$21.79	\$29.74	\$40.68	\$49.62	\$30,785	\$45,332	\$61,868	\$84,621	\$103,211	1.37
27-4032	Film and video editors	270	32.66	\$31.08	\$64,654	6.59	\$15.82	\$17.71	\$23.54	\$32.18	\$64.60	\$32,914	\$36,830	\$48,963	\$66,930	\$134,362	0.86
27-4099	Media and communication equipment workers, all other	390	25.14	\$25.35	\$52,734	7.13	\$14.77	\$16.50	\$19.16	\$31.10	\$45.54	\$30,721	\$34,322	\$39,850	\$64,696	\$94,721	2.01
29-0000	Healthcare practitioners and technical occupations	76,990	1.52	\$41.15	\$85,593.00	\$2.05	\$18.54	\$26.05	\$34.93	\$46.22	\$64.90	\$38,557.00	\$54,185.00	\$72,648.00	\$96,139.00	\$134,983.00	0.89
29-1011	Chiropractors	500	26.14	\$41.95	\$87,263	21.19	\$17.09	\$24.11	\$29.59	\$49.57	\$77.02	\$35,542	\$50,156	\$61,538	\$103,096	\$160,195	1.48
29-1021	Dentists, general	1,100	14.49	\$80.93	\$168,329	14.94	\$36.48	\$46.11	\$62.52	#	#	\$75,876	\$95,901	\$130,051	#	#	0.98
29-1029	Dentists, all other specialists	20	0.00	\$76.31	\$158,728	9.87	\$25.74	\$25.75	\$86.54	#	#	\$53,547	\$53,559	\$180,008	#	#	#
29-1031	Dietitians and nutritionists	510	8.33	\$31.51	\$65,549	3.16	\$21.74	\$25.45	\$29.79	\$36.27	\$43.59	\$45,215	\$52,931	\$61,956	\$75,441	\$90,660	0.80
29-1041	Optometrists	500	38.19	\$62.13	\$129,230	4.85	\$42.54	\$53.20	\$65.65	\$73.97	\$78.97	\$88,490	\$110,666	\$136,544	\$153,856	\$164,263	1.33
29-1051	Pharmacists	3,280	8.90	\$56.12	\$116,720	1.58	\$24.11	\$52.20	\$59.83	\$68.93	\$76.31	\$50,157	\$108,580	\$124,446	\$143,366	\$158,724	1.05
29-1061	Anesthesiologists	340	29.32	\$125.94	\$261,958	14.54	\$35.41	#	#	#	#	\$73,643	#	#	#	#	1.09
29-1062	Family and general practitioners	1,600	16.08	\$113.83	\$236,771	7.30	\$59.20	\$87.25	#	#	#	\$123,127	\$181,482	#	#	#	1.25
29-1063	Internists, general	270	17.44	\$94.76	\$197,101	6.25	\$64.49	\$73.01	\$88.75	#	#	\$134,136	\$151,855	\$184,610	#	#	0.63
29-1064	Obstetricians and gynecologists	380	35.77	\$134.84	\$280,463	8.15	\$89.48	#	#	#	#	\$186,126	#	#	#	#	1.97
29-1065	Pediatricians, general	260	31.31	\$102.58	\$213,371	8.60	\$56.30	\$78.26	\$95.74	#	#	\$117,114	\$162,778	\$199,138	#	#	0.88
29-1066	Psychiatrists	260	16.60	\$112.69	\$234,396	6.22	\$45.76	\$85	#	#	#	\$95,181	\$176,481	#	#	#	1.03
29-1067	Surgeons	430	19.94	\$123.85	\$257,616	7.29	\$66.82	\$95.59	#	#	#	\$138,980	\$198,829	#	#	#	1.09
29-1069	Physicians and surgeons, all other	1,520	19.43	\$125.38	\$260,783	4.89	\$76.95	#	#	#	#	\$160,046	#	#	#	#	0.42
29-1071	Physician assistants	1,690	12.11	\$50.11	\$104,221	2.86	\$33.72	\$42.74	\$50.57	\$58.95	\$65.52	\$70,129	\$88,903	\$105,180	\$122,609	\$136,290	1.53
29-1122	Occupational therapists	1,510	8.16	\$40.96	\$85,196	1.70	\$29.36	\$33.73	\$39.74	\$47.12	\$55.40	\$61,064.00	\$70,153.00	\$82,668.00	\$98,003.00	\$115,225.00	1.19
29-1123	Physical therapists	2,720	10.55	\$38.33	\$79,717	3.34	\$25.10	\$29.40	\$37	\$45	\$51	\$52,213	\$61,147	\$76,600	\$93,468	\$106,036	1.19
29-1124	Radiation therapists	110	10.84	\$42.89	\$89,206	3.79	\$28.26	\$35.62	\$43.39	\$50	\$59	\$58,790	\$74,087	\$90,260	\$104,437	\$122,516	0.64
29-1125	Recreational therapists	60	9.98	\$26.83	\$55,810	2.86	\$20.22	\$21.59	\$25	\$33	\$37	\$42,067	\$44,903	\$51,171	\$67,791	\$76,666	0.33
29-1126	Respiratory therapists	990	2.50	\$29.54	\$61,443	0.93	\$22.61	\$25.87	\$29.21	\$34	\$38	\$47,020	\$53,816	\$60,753	\$70,172	\$78,114	0.76
29-1127	Speech-language pathologists	1,910	9.11	\$44.83	\$93,248	2.11	\$31.15	\$35.60	\$43	\$54	\$62	\$64,794	\$74,049	\$90,313	\$112,508	\$129,863	1.32
29-1128	Exercise physiologists	80	16.52	\$23.95	\$49,817	3.30	\$17.11	\$20	\$23	\$28	\$32	\$35,593	\$40,979	\$48,297	\$58,361	\$67,109	1.18
29-1129	Therapists, all other	60	6.40	\$32.11	\$66,779	2.08	\$21.78	\$26.06	\$30	\$38	\$46	\$45,309	\$54,214	\$62,813	\$79,796	\$95,771	0.52
29-1131	Veterinarians	1,050	6.90	\$43.98	\$91,478	6.06	\$31.14	\$36.50	\$43.35	\$49.56	\$60.99	\$64,766	\$75,919	\$90,168	\$103,077	\$126,849	1.49
29-1141	Registered nurses	27,130	2.42	\$35.58	\$74,013	0.96	\$25.85	\$29.38	\$35.04	\$41.61	\$47.76	\$53,777	\$61,118	\$72,880	\$86,540	\$99,338	0.92
29-1151	Nurse anesthetists	260	46.55	\$68.55	\$142,574	9.26	\$38.88	\$45.67	\$75.32	\$89.26	\$97.45	\$80,862	\$94,999	\$156,671	\$185,654	\$202,687	0.61
29-1161	Nurse midwives	60	13.54	\$51.71	\$107,549	2.32	\$41.26	\$45.23	\$52.10	\$59.08	\$63.40	\$85,812	\$94,081	\$128,366	\$122,896	\$131,863	0.87
29-1171	Nurse practitioners	1,570	13.80	\$51.98	\$108,122	2.41	\$37.48	\$42.97	\$50.16	\$60.02	\$71.71	\$77,963	\$89,383	\$104,324	\$124,848	\$149,151	0.93

Data unavailable

Occupational Code	Occupational Title	Employment Estimate	Employment Percentage Relative Standard Error	Average Hourly Wage	Average Annual Wage	Wage Percentage Relative Standard Error	10th Percentile (Hourly)	25th Percentile (Hourly)	50th Percentile (Hourly)	75th Percentile (Hourly)	90th Percentile (Hourly)	10th Percentile (Annual)	25th Percentile (Annual)	50th Percentile (Annual)	75th Percentile (Annual)	90th Percentile (Annual)	Location Quotients
29-1181	Audiologists	160	13.89	\$42.38	\$88,155	2.72	\$31.63	\$35.00	\$41.04	\$49.59	\$58.51	\$65,791	\$72,802	\$85,355	\$103,142	\$121,709	1.32
29-1199	Health diagnosing and treating practitioners, all other	350	30.52	\$27.18	\$56,525	7.66	\$16.17	\$17.89	\$25.35	\$31.35	\$43.67	\$33,624	\$37,215	\$52,726	\$65,208	\$90,824	0.97
29-2010	Clinical laboratory technologists and technicians	3,000	6.95	\$26.90	\$55,959	2.38	\$15.09	\$19.29	\$26.42	\$34.03	\$40.03	\$31,392	\$40,133	\$54,943	\$70,778	\$83,267	0.92
29-2021	Dental hygienists	3,090	11.20	\$40.69	\$84,634	2.94	\$32.63	\$37.51	\$42.42	\$46.39	\$48.77	\$67,868	\$78,027	\$88,224	\$96,486	\$101,442	1.44
29-2031	Cardiovascular technologists and technicians	310	1.98	\$37.44	\$77,870	4.14	\$20.06	\$27.89	\$36.16	\$43.83	\$48.89	\$41,728	\$58,010	\$75,220	\$91,164	\$101,683	0.54
29-2032	Diagnostic medical sonographers	570	9.56	\$40.07	\$83,353	2.97	\$30.98	\$34.42	\$39.66	\$46.00	\$50.13	\$64,432	\$71,593	\$82,499	\$95,680	\$104,261	0.82
29-2033	Nuclear medicine technologists	160	27.43	\$39.06	\$81,244	3.84	\$30.54	\$33.91	\$39.03	\$45.02	\$48.69	\$63,524	\$70,533	\$81,187	\$93,649	\$101,273	0.83
29-2034	Radiologic technologists and technicians	1,820	6.16	\$31.47	\$65,454	1.60	\$20.97	\$25.09	\$31.01	\$37.31	\$44.22	\$43,607	\$52,187	\$64,493	\$77,599	\$91,984	0.89
29-2035	Magnetic resonance imaging technologists	250	14.57	\$38.55	\$80,191	1.42	\$31.47	\$34.06	\$38.29	\$44.02	\$47.86	\$65,461	\$70,844	\$79,646	\$91,570	\$99,558	0.67
29-2041	Emergency medical technicians and paramedics	1,980	12.75	\$23.18	\$48,223	4.80	\$14.21	\$16.66	\$20.39	\$28.83	\$37.87	\$29,559	\$34,663	\$42,418	\$59,967	\$78,776	0.78
29-2051	Dietetic technicians	80	10.54	\$16.61	\$34,548	3.66	\$11.99	\$13.60	\$16.39	\$18.95	\$22.83	\$24,949	\$28,286	\$34,099	\$39,422	\$47,486	0.24
29-2052	Pharmacy technicians	3,050	8.75	\$17.99	\$37,419	1.67	\$12.94	\$15.49	\$17.75	\$20.91	\$23.66	\$26,918	\$32,210	\$36,924	\$43,488	\$49,217	0.72
29-2053	Psychiatric technicians	390	5.67	\$18.47	\$38,420	2.06	\$14.49	\$15.02	\$18.29	\$21.45	\$23.31	\$30,136	\$31,240	\$38,050	\$44,617	\$48,479	0.58
29-2054	Respiratory therapy technicians	70	33.81	\$18.61	\$38,712	6.65	\$12.96	\$14.80	\$17.61	\$22.14	\$27.29	\$26,959	\$30,789	\$36,619	\$46,055	\$56,753	0.73
29-2055	Surgical technologists	900	19.43	\$25.09	\$52,194	1.59	\$19.86	\$21.51	\$24.24	\$28.40	\$32.13	\$41,317	\$44,737	\$50,427	\$59,065	\$66,823	0.84
29-2056	Veterinary technologists and technicians	1,950	9.81	\$16.96	\$35,271	4.48	\$12.63	\$14.72	\$16.99	\$19.21	\$22.24	\$26,261	\$30,612	\$35,333	\$39,948	\$46,269	1.86
29-2057	Ophthalmic medical technicians	350	30.60	\$18.69	\$38,873	8.59	\$11.59	\$14.08	\$18.24	\$22.51	\$27.10	\$24,112	\$29,293	\$37,940	\$46,820	\$56,375	0.73
29-2061	Licensed practical and licensed vocational nurses	2,560	7.44	\$25.54	\$53,119	0.94	\$20.68	\$23.06	\$25.91	\$28.50	\$30.06	\$43,007	\$47,957	\$53,889	\$59,281	\$62,521	0.36
29-2071	Medical records and health information technicians	1,740	10.13	\$25.69	\$53,435	2.57	\$15.72	\$19.47	\$25.18	\$30.27	\$37.30	\$32,695	\$40,506	\$52,365	\$62,965	\$77,574	0.84
29-2081	Opticians, dispensing	540	23.26	\$19.30	\$40,150	6.93	\$11.81	\$14.45	\$19.04	\$23.23	\$27.63	\$24,562	\$30,046	\$39,604	\$48,317	\$57,478	0.71
29-2091	Orthotists and prosthetists	60	29.29	\$27.82	\$57,870	3.88	\$20.39	\$21.91	\$24.43	\$30.64	\$39.15	\$42,419	\$45,563	\$50,812	\$63,724	\$81,422	0.76
29-2099	Health technologists and technicians, all other	1,550	21.08	\$27.78	\$57,784	5.82	\$15.61	\$18.00	\$24.11	\$34.03	\$53.77	\$32,462	\$37,441	\$50,139	\$70,774	\$111,836	1.23
29-9011	Occupational health and safety specialists	1,020	6.58	\$43.34	\$90,151	5.67	\$25.50	\$31.53	\$40.09	\$49.13	\$61.35	\$53,035	\$65,588	\$83,389	\$102,183	\$127,616	1.24
29-9012	Occupational health and safety technicians	130	19.08	\$26.81	\$55,764.00	\$5.96	\$16.27	\$18.65	\$24.64	\$31.49	\$40.21	\$33,833.00	\$38,784.00	\$51,255.00	\$65,491.00	\$83,632.00	0.76
29-9091	Athletic trainers	230	24.74	#	\$56,386	8.37	#	#	#	#	#	\$34,658	\$41,349	\$47,686	\$59,969	\$77,142	0.91
29-9092	Genetic counselors	20	13.15	\$36.17	\$75,241	3.63	\$26.06	\$31.70	\$36.78	\$41.99	\$46.68	\$54,202	\$65,941	\$76,497	\$87,331	\$97,084	#
31-0000	Healthcare support occupations	32,220	3.43	\$17.23	\$35,843	1.40	\$11.25	\$13.54	\$16.58	\$19.68	\$24.23	\$23,407	\$28,160	\$34,488	\$40,936	\$50,398	0.77
31-1011	Home health aides	4,940	14.49	\$13.24	\$27,530	2.83	\$10.06	\$10.86	\$12.31	\$14.68	\$17.84	\$20,917	\$22,580	\$25,606	\$30,535	\$37,097	0.59
31-1013	Psychiatric aides	150	30.76	\$15.82	\$32,902	5.39	\$12.76	\$13.54	\$14.84	\$17.63	\$21.39	\$26,543	\$28,156	\$30,867	\$36,671	\$44,487	0.23
31-1014	Nursing assistants	10,490	6.17	\$16.64	\$34,619	2.08	\$12.90	\$14.20	\$16.25	\$18.30	\$19.85	\$26,839	\$29,530	\$33,801	\$38,069	\$41,296	0.71
31-1015	Orderlies	240	33.32	\$15.65	\$32,546	2.48	\$11.44	\$13.01	\$15.11	\$18.18	\$21.41	\$23,798	\$27,051	\$31,438	\$37,810	\$44,539	0.45
31-2011	Occupational therapy assistants	240	14.80	\$26.25	\$54,600	3.15	\$17.64	\$22.14	\$26.12	\$30.50	\$35.53	\$36,690	\$46,051	\$54,320	\$63,447	\$73,901	0.56
31-2012	Occupational therapy aides	20	16.47	\$15.00	\$31,192	2.85	\$12.32	\$13.42	\$15.01	\$16.96	\$18.47	\$25,631	\$27,921	\$31,224	\$35,277	\$38,410	#
31-2021	Physical therapist assistants	620	19.62	\$26.36	\$54,832	4.68	\$18.84	\$23.02	\$26.87	\$29.71	\$33.82	\$39,196	\$47,882	\$55,895	\$61,789	\$70,337	0.68
31-2022	Physical therapist aides	140	19.35	\$15.55	\$32,350	7.14	\$9.72	\$12.22	\$15.64	\$18.35	\$21.80	\$20,209	\$25,424	\$32,526	\$38,175	\$45,345	0.29
31-9011	Massage therapists	3,500	15.84	\$19.52	\$40,600	6.51	\$9.85	\$11.94	\$20.06	\$23.73	\$31.63	\$20,486	\$24,828	\$41,724	\$49,357	\$65,785	3.35
31-9091	Dental assistants	3,700	13.77	\$19.25	\$40,045	2.61	\$12.36	\$15.58	\$19.57	\$23.24	\$26.41	\$25,713	\$32,398	\$40,711	\$48,341	\$54,931	1.08
31-9092	Medical assistants	4,880	7.01	\$18.00	\$37,435	1.22	\$13.65	\$15.84	\$17.82	\$20.18	\$23.30	\$28,401	\$32,943	\$37,062	\$41,978	\$48,465	0.75
31-9093	Medical equipment preparers	670	17.60	\$20.50	\$42,630	3.47	\$14.96	\$16.65	\$19.15	\$23.02	\$28.94	\$31,109	\$34,633	\$39,841	\$47,892	\$60,196	1.22
31-9094	Medical transcriptionists	390	26.09	\$18.44	\$38,353	7.24	\$10.79	\$12.35	\$18.60	\$22.84	\$26.68	\$22,434	\$25,697	\$38,697	\$47,503	\$55,486	0.68
31-9095	Pharmacy aides	90	21.34	\$19.11	\$39,750	3.72	\$15.32	\$16.75	\$18.84	\$21.61	\$23.91	\$31,863	\$34,833	\$39,192	\$44,951	\$49,738	0.26
31-9096	Veterinary assistants and laboratory animal caretakers	140	28.61	\$11.84	\$24,632	3.60	\$9.49	\$9.93	\$11.76	\$13.35	\$14.56	\$19,738	\$20,654	\$24,465	\$27,759	\$30,288	0.17
31-9097	Phlebotomists	830	15.99	\$16.95	\$35,256	1.73	\$12.81	\$14.45	\$16.75	\$18.91	\$22.21	\$26,650	\$30,046	\$34,850	\$39,326	\$46,207	0.67
31-9099	Healthcare support workers, all other	1,170	14.29	\$15.53	\$32,293	2.08	\$10.41	\$12.12	\$14.64	\$17.79	\$21.19	\$21,653	\$25,206	\$30,461	\$36,999	\$44,068	1.26
33-0000	Protective service occupations	29,530	5.10	\$23.70	\$49,304	5.30	\$10.45	\$12.57	\$19.28	\$34.27	\$44.32	\$21,734	\$26,154	\$40,097	\$71,282	\$92,179	0.86
33-1011	First-line supervisors of correctional officers	170	0.11	\$36.70	\$76,331	1.73	\$25.19	\$26.32	\$34.62	\$44.70	\$51.90	\$52,396	\$54,751	\$72,005	\$92,981	\$107,961	0.39
33-1012	First-line supervisors of police and detectives	850	0.41	\$50.16	\$104,341	1.89	\$41.26	\$44.49	\$49.46	\$56.01	\$63.73	\$85,817	\$92,540	\$102,873	\$116,502	\$132,568	0.80
33-1021	First-line supervisors of fire fighting and prevention workers	620	5.58	\$42.48	\$88,355	2.55	\$32.66	\$37.19	\$43.44	\$49.45	\$57.64	\$67,939	\$77,360	\$90,357	\$102,854	\$119,898	1.04
33-1099	First-line supervisors of protective service workers, all other	630	6.40	\$23.93	\$49,777	3.60	\$13.79	\$17.57	\$23.73	\$28.55	\$35.62	\$28,683	\$36,541	\$49,361	\$59,374	\$74,082	0.84
33-2011	Firefighters	2,080	5.99	\$32.43	\$67,457	2.83	\$18.38	\$25.79	\$34.39	\$39.38	\$44.91	\$38,222	\$53,643	\$71,522	\$81,902	\$93,413	0.64

Data unavailable

Occupational Code	Occupational Title	Employment Estimate	Employment Percentage Relative Standard Error	Average Hourly Wage	Average Annual Wage	Wage Percentage Relative Standard Error	10th Percentile (Hourly)	25th Percentile (Hourly)	50th Percentile (Hourly)	75th Percentile (Hourly)	90th Percentile (Hourly)	10th Percentile (Annual)	25th Percentile (Annual)	50th Percentile (Annual)	75th Percentile (Annual)	90th Percentile (Annual)	Location Quotients
33-2021	Fire inspectors and investigators	80	45.86	\$33.43	\$69,532	2.93	\$26.63	\$28.37	\$31.28	\$37.92	\$45.40	\$55,395	\$59,008	\$65,060	\$78,869	\$94,439	0.64
33-3011	Bailiffs	420	0.24	\$32.65	\$67,916	4.32	\$23.37	\$29.34	\$34.46	\$37.69	\$39.63	\$48,603	\$61,023	\$71,687	\$78,392	\$82,440	2.24
33-3012	Correctional officers and jailers	1,790	0.37	\$25.07	\$52,153	1.62	\$19.80	\$20.09	\$22.72	\$29.22	\$35.44	\$41,190	\$41,790	\$47,253	\$60,782	\$73,709	0.41
33-3021	Detectives and criminal investigators	1,180	0.19	\$44.63	\$92,838	1.94	\$28.24	\$34.53	\$43.21	\$50.92	\$67.05	\$58,747	\$71,819	\$89,875	\$105,913	\$139,459	1.11
33-3041	Parking enforcement workers	60	0.93	\$21.27	\$44,238	2.77	\$16.18	\$18.55	\$21.57	\$24.10	\$26.59	\$33,663	\$38,583	\$44,874	\$50,128	\$55,311	0.72
33-3051	Police and sheriff's patrol officers	4,350	0.95	\$37.20	\$77,378	1.82	\$26.23	\$32.21	\$37.86	\$44.07	\$48.23	\$54,557	\$66,996	\$78,742	\$91,665	\$100,323	0.65
33-9011	Animal control workers	70	1.78	\$24.03	\$49,992	1.58	\$19.37	\$21.21	\$23.99	\$27.83	\$30.25	\$40,285	\$44,115	\$49,903	\$57,895	\$62,916	0.54
33-9021	Private detectives and investigators	150	16.43	\$29.44	\$61,226	6.04	\$19.75	\$22.63	\$27.36	\$35.09	\$45.79	\$41,070	\$47,062	\$56,916	\$72,987	\$95,236	0.48
33-9031	Gaming surveillance officers and gaming investigators	100	24.51	\$17.21	\$35,806	2.00	\$13.17	\$14.67	\$16.62	\$18.46	\$21.66	\$27,396	\$30,510	\$34,567	\$38,402	\$45,062	0.94
33-9032	Security guards	10,690	13.71	\$15.67	\$32,597	4.74	\$10.39	\$11.55	\$13.51	\$17.10	\$24.15	\$21,615	\$24,030	\$28,100	\$35,567	\$50,237	0.96
33-9091	Crossing guards	1,100	34.45	\$14.61	\$30,397	2.65	\$12.13	\$12.88	\$14.11	\$15.47	\$18.53	\$25,220	\$26,791	\$29,352	\$32,170	\$38,540	1.42
33-9092	Lifeguards, ski patrol, and other recreational protective service workers	2,480	3.65	\$10.52	\$21,879	1.39	\$9.37	\$9.51	\$9.88	\$11.19	\$12.09	\$19,489	\$19,781	\$20,548	\$23,277	\$25,140	1.68
33-9093	Transportation security screeners	860	0.00	\$19.45	\$40,457	#	\$16.70	\$16.71	\$19.28	\$20.95	\$22.14	\$34,743	\$34,753	\$40,112	\$43,566	\$46,053	2.00
33-9099	Protective service workers, all other	1,840	1.71	\$16.62	\$34,561	3.23	\$11.08	\$12.77	\$14.50	\$18.61	\$25.91	\$23,041	\$26,566	\$30,154	\$38,700	\$53,903	1.34
35-0000	Food preparation and serving-related occupations	130,510	2.17	\$12.28	\$25,547	1.19	\$9.34	\$9.52	\$10.58	\$13.13	\$17.64	\$19,431	\$19,792	\$22,008	\$27,317	\$36,700	0.98
35-1011	Chefs and head cooks	1,360	12.81	\$22.92	\$47,671	2.82	\$14.19	\$17.47	\$22.32	\$27.09	\$32.18	\$29,516	\$36,344	\$46,416	\$56,341	\$66,940	1.03
35-1012	First-line supervisors of food preparation and serving workers	8,340	6.10	\$19.08	\$39,679	2.72	\$11.26	\$13.96	\$18.06	\$23.12	\$29.44	\$23,420	\$29,033	\$37,557	\$48,092	\$61,245	0.89
35-2011	Cooks, fast food	4,540	18.94	\$10.83	\$22,532	2.22	\$9.43	\$9.63	\$10.49	\$11.74	\$13.06	\$19,613	\$20,034	\$21,827	\$24,417	\$27,156	0.89
35-2012	Cooks, institution and cafeteria	4,030	3.54	\$13.99	\$29,089	1.80	\$10.61	\$11.88	\$13.46	\$15.45	\$18.63	\$22,059	\$24,717	\$28,007	\$32,126	\$38,750	0.99
35-2014	Cooks, restaurant	17,990	5.90	\$13.21	\$27,485	2.41	\$9.83	\$10.80	\$12.48	\$14.88	\$17.97	\$20,443	\$22,458	\$25,964	\$30,950	\$37,378	1.39
35-2015	Cooks, short order	360	27.19	\$14.61	\$30,386	11.41	\$9.52	\$10.42	\$11.76	\$15.50	\$18.51	\$19,801	\$21,673	\$24,458	\$32,230	\$38,507	0.20
35-2019	Cooks, all other	10	33.73	\$21.83	\$45,408	7.69	\$16.08	\$19.05	\$21.36	\$23.44	\$25.10	\$33,445	\$39,619	\$44,429	\$48,753	\$52,205	#
35-2021	Food preparation workers	6,130	23.93	\$12.32	\$25,625	2.56	\$9.40	\$9.87	\$11.45	\$13.96	\$16.71	\$19,554	\$20,530	\$23,825	\$29,029	\$34,764	0.73
35-3011	Bartenders	6,470	9.98	\$12.86	\$26,755	4.79	\$9.31	\$9.35	\$9.56	\$11.62	\$21.12	\$19,356	\$19,439	\$19,892	\$24,176	\$43,927	1.04
35-3021	Combined food preparation and serving workers, including fast food	32,880	5.31	\$10.92	\$22,721	1.00	\$9.39	\$9.61	\$10.40	\$11.51	\$13.13	\$19,535	\$19,985	\$21,639	\$23,942	\$27,310	0.91
35-3022	Counter attendants, cafeteria, food concession, and coffee shop	2,770	34.24	\$11.36	\$23,631	4.69	\$9.39	\$9.53	\$10.62	\$12.67	\$14.68	\$19,540	\$19,828	\$22,094	\$26,356	\$30,525	0.57
35-3031	Waiters and waitresses	26,420	5.28	\$11.37	\$23,650	3.32	\$9.30	\$9.33	\$9.47	\$9.79	\$15.15	\$19,354	\$19,408	\$19,705	\$20,371	\$31,504	1.01
35-3041	Food servers, nonrestaurant	4,060	13.76	\$12.46	\$25,922	2.77	\$9.41	\$9.74	\$11.66	\$14.12	\$17.08	\$19,581	\$20,266	\$24,262	\$29,372	\$35,533	1.52
35-9011	Dining room and cafeteria attendants and bartender helpers	4,940	15.77	\$10.41	\$21,659	1.59	\$9.31	\$9.38	\$9.56	\$10.36	\$13.10	\$19,363	\$19,505	\$19,884	\$21,553	\$27,250	1.12
35-9021	Dishwashers	3,780	11.30	\$10.84	\$22,539	1.29	\$9.37	\$9.75	\$10.69	\$11.66	\$12.47	\$19,499	\$20,271	\$22,236	\$24,263	\$25,941	0.74
35-9031	Hosts and hostesses, restaurant, lounge, and coffee shop	5,420	8.96	\$11.14	\$23,180	2.65	\$9.33	\$9.46	\$9.91	\$11.64	\$14.24	\$19,406	\$19,674	\$20,604	\$24,211	\$29,625	1.29
35-9099	Food preparation and serving related workers, all other	1,010	25.23	\$10.56	\$21,962	2.75	\$9.36	\$9.45	\$9.65	\$11.07	\$13.67	\$19,467	\$19,664	\$20,081	\$23,032	\$28,444	1.76
37-0000	Building and grounds cleaning and maintenance occupations	42,420	2.33	\$14.54	\$30,250	1.85	\$9.69	\$10.89	\$13.07	\$16.72	\$22.22	\$20,159	\$22,643	\$27,182	\$34,787	\$46,214	0.95
37-1011	First-line supervisors of housekeeping and janitorial workers	1,210	8.14	\$21.34	\$44,394	5.80	\$12.47	\$15.39	\$20.70	\$25.14	\$33.90	\$25,936	\$32,006	\$43,061	\$52,300	\$70,514	0.77
37-1012	First-line supervisors of landscaping, lawn service, and groundskeeping	1,310	26.71	\$27.33	\$56,856	3.52	\$19.36	\$21.80	\$26.07	\$32.94	\$38.00	\$40,263	\$45,339	\$54,224	\$68,511	\$79,033	1.29
37-2011	Janitors and cleaners, except maids and housekeeping cleaners	20,650	5.06	\$13.61	\$28,313	3.14	\$9.56	\$10.50	\$12.24	\$15.16	\$20.84	\$19,893	\$21,835	\$25,457	\$31,534	\$43,358	0.94
37-2012	Maids and housekeeping cleaners	6,780	11.94	\$11.95	\$24,859	1.38	\$9.79	\$10.51	\$11.74	\$13.23	\$14.52	\$20,358	\$21,867	\$24,417	\$27,518	\$30,205	0.73
37-2019	Building cleaning workers, all other	#	#	\$12.15	\$25,280	9.36	\$9.37	\$10.04	\$11.31	\$13.64	\$16.63	\$19,498	\$20,881	\$23,520	\$28,364	\$34,588	#
37-2021	Pest control workers	390	8.23	\$18.29	\$38,037	6.72	\$13.03	\$15.94	\$18.30	\$21.35	\$23.99	\$27,093	\$33,162	\$38,056	\$44,406	\$49,897	0.51
37-3011	Landscaping and groundskeeping workers	11,140	9.94	\$15.17	\$31,559	1.70	\$9.83	\$12.29	\$14.56	\$17.70	\$21.17	\$20,447	\$25,557	\$30,288	\$36,819	\$44,030	1.21
37-3012	Pesticide handlers, sprayers, and applicators, vegetation	#	#	\$23.26	\$48,385	6.94	\$16.06	\$19.30	\$22.88	\$27.57	\$31.52	\$33,415	\$40,152	\$47,581	\$57,352	\$65,557	#
37-3013	Tree trimmers and pruners	#	#	\$22.97	\$47,780	5.56	\$20.15	\$21.34	\$23.32	\$25.32	\$29.12	\$41,921	\$44,393	\$48,513	\$52,668	\$60,576	#
37-3019	Grounds maintenance workers, all other	80	38.54	\$24.01	\$49,937	3.64	\$14.28	\$19.32	\$26.39	\$30.39	\$30.40	\$29,709	\$40,191	\$54,901	\$63,215	\$63,229	0.62
39-0000	Personal care and service occupations	50,930	2.50	\$14.10	\$29,336	1.98	\$9.44	\$9.90	\$11.69	\$15.52	\$22.47	\$19,631	\$20,597	\$24,321	\$32,278	\$46,740	0.98
39-1010	First-line supervisors of gaming workers	180	22.26	\$23.93	\$49,775	3.00	\$19.98	\$21.37	\$23.59	\$26.85	\$29.96	\$41,559	\$44,441	\$49,068	\$55,848	\$62,321	0.57

Data unavailable

Occupational Code	Occupational Title	Employment Estimate	Employment Percentage Relative Standard Error	Average Hourly Wage	Average Annual Wage	Wage Percentage Relative Standard Error	10th Percentile (Hourly)	25th Percentile (Hourly)	50th Percentile (Hourly)	75th Percentile (Hourly)	90th Percentile (Hourly)	10th Percentile (Annual)	25th Percentile (Annual)	50th Percentile (Annual)	75th Percentile (Annual)	90th Percentile (Annual)	Location Quotients
39-1021	First-line supervisors of personal service workers	2,200	6.66	\$18.79	\$39,083	2.43	\$10.90	\$13.00	\$16.97	\$23.21	\$29.53	\$22,677	\$27,047	\$35,296	\$48,284	\$61,429	1.02
39-2011	Animal trainers	100	35.92	\$14.00	\$29,113	9.61	\$10.06	\$10.71	\$11.81	\$17.64	\$21.46	\$20,917	\$22,281	\$24,573	\$36,689	\$44,627	0.70
39-2021	Nonfarm animal caretakers	2,610	13.50	\$12.52	\$26,035	5.95	\$9.40	\$9.64	\$10.90	\$13.56	\$17.62	\$19,558	\$20,056	\$22,667	\$28,202	\$36,646	1.35
39-3011	Gaming dealers	750	16.68	\$10.28	\$21,372	2.81	\$9.31	\$9.34	\$9.50	\$9.69	\$9.89	\$19,356	\$19,437	\$19,758	\$20,160	\$20,571	0.79
39-3019	Gaming service workers, all other	140	35.77	\$19.09	\$39,708	7.91	\$12.09	\$14.12	\$17.01	\$20.14	\$31.81	\$25,151	\$29,361	\$35,380	\$41,891	\$66,164	1.42
39-3021	Motion picture projectionists	120	14.59	\$11.68	\$24,297	9.35	\$9.38	\$9.50	\$9.72	\$11.58	\$18.36	\$19,514	\$19,768	\$20,213	\$24,092	\$38,193	2.15
39-3031	Ushers, lobby attendants, and ticket takers	1,550	8.75	\$10.47	\$21,777	2.42	\$9.34	\$9.40	\$9.70	\$11.03	\$12.05	\$19,419	\$19,550	\$20,178	\$22,942	\$25,069	1.23
39-3091	Amusement and recreation attendants	5,610	7.03	\$10.62	\$22,087	1.72	\$9.34	\$9.40	\$9.72	\$11.12	\$12.80	\$19,430	\$19,557	\$20,216	\$23,120	\$26,624	1.78
39-3092	Costume attendants	20	28.54	\$18.36	\$38,196	6.46	\$13.43	\$15.92	\$18.41	\$21.10	\$23.82	\$27,941	\$33,107	\$38,300	\$43,888	\$49,542	#
39-3093	Locker room, coatroom, and dressing room attendants	110	34.18	\$14.07	\$29,273	4.51	\$9.96	\$11.61	\$13.66	\$15.40	\$18.46	\$20,714	\$24,149	\$28,412	\$32,024	\$38,394	0.59
39-3099	Entertainment attendants and related workers, all other	#	#	\$9.80	\$20,391	5.78	\$9.35	\$9.43	\$9.55	\$9.68	\$10.55	\$19,449	\$19,606	\$19,867	\$20,129	\$21,950	#
39-4011	Embalmers	50	31.64	#	#	#	#	#	#	#	#	#	#	#	#	#	1.26
39-4021	Funeral attendants	150	28.39	\$14.19	\$29,510	3.05	\$10.84	\$12.98	\$14.07	\$15.16	\$17.30	\$22,547	\$27,005	\$29,265	\$31,524	\$35,994	0.43
39-4031	Morticians, undertakers, and funeral directors	80	41.20	\$35.15	\$73,107	3.53	\$31.91	\$33.24	\$35.46	\$37.58	\$38.64	\$66,363	\$69,139	\$73,765	\$78,171	\$80,361	0.32
39-5011	Barbers	#	#	\$15.34	\$31,915	8.00	\$10.12	\$11.43	\$14.55	\$18.09	\$22.39	\$21,046	\$23,764	\$30,268	\$37,637	\$46,566	#
39-5012	Hairdressers, hairstylists, and cosmetologists	4,620	11.53	\$14.42	\$29,994	5.68	\$9.42	\$9.65	\$11.42	\$18.46	\$23.66	\$19,596	\$20,068	\$23,754	\$38,394	\$49,218	1.30
39-5092	Manicurists and pedicurists	1,490	34.19	\$11.69	\$24,322	9.41	\$9.46	\$9.70	\$10.53	\$12.25	\$16.89	\$19,677	\$20,172	\$21,893	\$25,472	\$35,126	1.41
39-5094	Skincare specialists	650	36.75	\$25.71	\$53,479	13.89	\$13.39	\$16.62	\$20.75	\$36.48	\$45.08	\$27,852	\$34,566	\$43,152	\$75,885	\$93,760	1.43
39-6011	Baggage porters and bellhops	340	14.69	\$11.10	\$23,086	2.41	\$9.31	\$9.39	\$9.79	\$11.60	\$14.24	\$19,364	\$19,529	\$20,363	\$24,121	\$29,620	0.80
39-6012	Concierges	410	17.65	\$14.84	\$30,876	3.14	\$11.42	\$12.84	\$14.19	\$16.25	\$19.48	\$23,760	\$26,701	\$29,514	\$33,793	\$40,520	1.14
39-7010	Tour and travel guides	300	20.11	\$13.78	\$28,670	5.22	\$9.82	\$11.34	\$13.01	\$14.46	\$18.75	\$20,435	\$23,595	\$27,060	\$30,072	\$39,009	0.65
39-9011	Childcare workers	5,560	9.50	\$13.43	\$27,925	1.67	\$9.64	\$10.87	\$12.88	\$14.78	\$18.38	\$20,060	\$22,618	\$26,783	\$30,736	\$38,227	0.98
39-9021	Personal care aides	13,210	5.96	\$12.25	\$25,490	3.09	\$9.70	\$10.29	\$11.28	\$12.94	\$16.80	\$20,168	\$21,397	\$23,471	\$26,921	\$34,944	0.64
39-9031	Fitness trainers and aerobics instructors	5,000	7.11	\$22.14	\$46,044	3.94	\$10.25	\$14.92	\$20.53	\$27.34	\$34.69	\$21,321	\$31,040	\$42,703	\$56,858	\$72,164	1.76
39-9032	Recreation workers	3,590	5.29	\$13.91	\$28,941	2.46	\$9.76	\$10.85	\$12.91	\$14.98	\$19.36	\$20,305	\$22,560	\$26,846	\$31,164	\$40,268	1.01
39-9041	Residential advisors	120	10.43	\$18.63	\$38,746	4.11	\$10.97	\$14.64	\$17.77	\$21.43	\$28.17	\$22,813	\$30,456	\$36,954	\$44,564	\$58,590	0.11
41-0000	Sales and related occupations	171,460	1.92	\$23.53	\$48,950	1.69	\$9.48	\$10.87	\$15.95	\$29.00	\$47.83	\$19,727	\$22,610	\$33,174	\$60,327	\$99,487	1.17
41-1011	First-line supervisors of retail sales workers	9,820	5.18	\$24.59	\$51,154	2.88	\$13.41	\$16.30	\$21.47	\$29.21	\$37.16	\$27,902	\$33,910	\$44,654	\$60,763	\$77,287	0.81
41-1012	First-line supervisors of non-retail sales workers	3,670	7.87	\$42.12	\$87,611	3.23	\$19.94	\$27.28	\$37.76	\$49.51	\$66.28	\$41,478	\$56,732	\$78,532	\$102,984	\$137,870	1.44
41-2011	Cashiers	30,030	7.32	\$11.40	\$23,710	2.14	\$9.35	\$9.53	\$10.60	\$11.81	\$15.48	\$19,447	\$19,824	\$22,038	\$24,565	\$32,190	0.83
41-2012	Gaming change persons and booth cashiers	#	#	\$11.35	\$23,618	4.11	\$9.70	\$10.15	\$10.91	\$11.67	\$13.76	\$20,176	\$21,122	\$22,698	\$24,275	\$28,620	#
41-2021	Counter and rental clerks	7,940	7.21	\$16.00	\$33,284	2.45	\$9.93	\$11.43	\$14.19	\$17.89	\$24.43	\$20,645	\$23,767	\$29,520	\$37,208	\$50,806	1.76
41-2022	Parts salespersons	2,070	17.97	\$18.79	\$39,089	5.24	\$10.21	\$12.30	\$16.78	\$22.51	\$31.69	\$21,242	\$25,576	\$34,899	\$46,813	\$65,908	0.81
41-2031	Retail salespersons	46,530	3.69	\$14.39	\$29,935	3.33	\$9.38	\$9.74	\$11.41	\$14.74	\$22.91	\$19,502	\$20,261	\$23,725	\$30,656	\$47,645	1.03
41-3011	Advertising sales agents	1,280	10.46	\$23.65	\$49,195	6.72	\$11.79	\$15.47	\$20.44	\$29.95	\$42.19	\$24,527	\$32,178	\$42,514	\$62,286	\$87,758	0.92
41-3021	Insurance sales agents	4,680	6.62	\$32.39	\$67,362	6.32	\$15.30	\$19.00	\$24.95	\$38.39	\$54.64	\$31,814	\$39,515	\$51,904	\$79,856	\$113,643	1.20
41-3031	Securities, commodities, and financial services sales agents	8,480	6.45	\$37.27	\$77,522	5.52	\$14.75	\$17.94	\$26.77	\$44.48	\$73.98	\$30,682	\$37,324	\$55,684	\$92,511	\$153,878	2.15
41-3041	Travel agents	1,000	10.07	\$20.12	\$41,847	6.70	\$11.64	\$14.68	\$18.46	\$23.17	\$28.77	\$24,208	\$30,543	\$38,396	\$48,193	\$59,838	1.47
41-3099	Sales representatives, services, all other	18,860	5.15	\$33.98	\$70,668	3.08	\$13.18	\$19.32	\$28.63	\$41.90	\$60.78	\$27,418	\$40,180	\$59,542	\$87,142	\$126,430	1.86
41-4011	Sales representatives, wholesale and manufacturing, technical and scientific products	3,760	12.95	\$50.26	\$104,544	3.39	\$22.91	\$32.77	\$50.20	\$62.51	\$78.78	\$47,651	\$68,171	\$104,407	\$130,022	\$163,872	1.13
41-4012	Sales representatives, wholesale and manufacturing, except technical and scientific products	19,870	5.27	\$36.97	\$76,906	2.50	\$16.38	\$23.38	\$31.20	\$44.90	\$67.21	\$34,070	\$48,634	\$64,896	\$93,399	\$139,796	1.41
41-9011	Demonstrators and product promoters	#	#	\$14.09	\$29,301	9.36	\$9.32	\$10.38	\$12.36	\$15.58	\$23.21	\$19,385	\$21,599	\$25,699	\$32,398	\$48,287	#
41-9022	Real estate sales agents	2,270	12.18	\$31.64	\$65,813	8.03	\$9.31	\$15.86	\$26.02	\$45.80	\$59.30	\$19,357	\$32,999	\$54,127	\$95,259	\$123,345	1.51
41-9031	Sales engineers	2,390	12.90	\$60.97	\$126,826	2.92	\$35.66	\$48.57	\$61.57	\$74.03	\$86.70	\$74,163	\$101,016	\$128,067	\$153,991	\$180,332	3.34
41-9041	Telemarketers	3,650	12.46	\$14.03	\$29,190	3.72	\$9.43	\$10.42	\$13.16	\$15.29	\$19.14	\$19,618	\$21,681	\$27,382	\$31,806	\$39,819	1.90
41-9091	Door-to-door sales workers, news and street vendors, and related workers	130	29.97	\$13.89	\$28,890	10.42	\$10.41	\$11.76	\$13.11	\$14.48	\$17.62	\$21,653	\$24,459	\$27,264	\$30,115	\$36,655	1.73
41-9099	Sales and related workers, all other	2,710	13.09	\$22.18	\$46,144	5.85	\$9.64	\$13.67	\$18.58	\$25.71	\$36.06	\$20,062	\$28,443	\$38,648	\$53,476	\$75,009	2.85
43-0000	Office and administrative support occupations	204,370	1.24	\$20.02	\$41,640	0.68	\$11.30	\$14.37	\$18.52	\$24.12	\$29.92	\$23,514	\$29,895	\$38,516	\$50,172	\$62,234	0.92

Data unavailable

Occupational Code	Occupational Title	Employment Estimate	Employment Percentage Relative Standard Error	Average Hourly Wage	Average Annual Wage	Wage Percentage Relative Standard Error	10th Percentile (Hourly)	25th Percentile (Hourly)	50th Percentile (Hourly)	75th Percentile (Hourly)	90th Percentile (Hourly)	10th Percentile (Annual)	25th Percentile (Annual)	50th Percentile (Annual)	75th Percentile (Annual)	90th Percentile (Annual)	Location Quotients
43-1011	First-line supervisors of office and administrative support work	11,640	2.80	\$30.71	\$63,877	1.04	\$17.97	\$23.38	\$29.31	\$36.78	\$45.73	\$37,368	\$48,622	\$60,957	\$76,506	\$95,110	0.79
43-2011	Switchboard operators, including answering service	910	26.26	\$15.06	\$31,335	2.91	\$10.85	\$12.61	\$14.41	\$16.94	\$19.06	\$22,567	\$26,226	\$29,972	\$35,226	\$39,644	1.12
43-3011	Bill and account collectors	1,680	8.91	\$20.03	\$41,672	1.60	\$14.79	\$16.66	\$19.18	\$23.12	\$27.12	\$30,759	\$34,648	\$39,900	\$48,088	\$56,412	0.61
43-3021	Billing and posting clerks and machine operators	3,790	11.00	\$20.68	\$43,020	2.91	\$15.23	\$17.08	\$20.20	\$24.04	\$28.56	\$31,671	\$35,524	\$42,017	\$50,013	\$59,404	0.79
43-3031	Bookkeeping, accounting, and auditing clerks	15,480	4.64	\$20.46	\$42,566	1.48	\$12.51	\$16.12	\$20.10	\$24.45	\$29.12	\$26,013	\$33,529	\$41,812	\$50,862	\$60,565	1.00
43-3041	Gaming cage workers	140	20.66	\$14.75	\$30,673	2.81	\$11.52	\$12.99	\$14.34	\$16.11	\$19.00	\$23,952	\$27,028	\$29,820	\$33,517	\$39,528	0.79
43-3051	Payroll and timekeeping clerks	1,710	13.05	\$21.92	\$45,584	2.24	\$13.74	\$16.85	\$21.64	\$26.59	\$30.53	\$28,573	\$35,040	\$45,013	\$55,314	\$63,500	1.10
43-3061	Procurement clerks	500	11.20	\$21.58	\$44,894	2.28	\$15.19	\$17.91	\$21.75	\$25.02	\$28.80	\$31,594	\$37,244	\$45,249	\$52,036	\$59,901	0.70
43-3071	Tellers	3,270	13.48	\$14.42	\$29,999	2.45	\$10.73	\$12.05	\$13.72	\$16.34	\$19.76	\$22,309	\$25,065	\$28,530	\$33,994	\$41,097	0.66
43-3099	Financial clerks, all other	1,670	14.06	\$22.53	\$46,865	4.14	\$14.35	\$17.85	\$22.09	\$27.00	\$31.64	\$29,851	\$37,137	\$45,937	\$56,156	\$65,812	5.11
43-4011	Brokerage clerks	690	15.59	\$28.09	\$58,418	5.85	\$19.82	\$21.65	\$24.54	\$29.00	\$35.44	\$41,216	\$45,033	\$51,049	\$60,316	\$73,720	1.16
43-4021	Correspondence clerks	150	20.12	\$21.19	\$44,084	5.46	\$11.35	\$17.21	\$20.99	\$24.75	\$30.22	\$23,617	\$35,795	\$43,658	\$51,481	\$62,851	2.33
43-4031	Court, municipal, and license clerks	2,020	0.41	\$20.17	\$41,958	1.49	\$13.89	\$17.12	\$19.99	\$23.69	\$26.66	\$28,901	\$35,616	\$41,583	\$49,270	\$55,450	1.50
43-4041	Credit authorizers, checkers, and clerks	420	16.95	\$23.39	\$48,657	3.88	\$15.91	\$18.00	\$22.63	\$28.43	\$33.49	\$33,097	\$37,432	\$47,066	\$59,141	\$69,661	1.21
43-4051	Customer service representatives	28,640	4.33	\$18.82	\$39,147	1.26	\$11.79	\$14.14	\$17.55	\$22.37	\$28.24	\$24,534	\$29,404	\$36,495	\$46,529	\$58,732	1.02
43-4061	Eligibility interviewers, government programs	1,600	2.29	\$22.83	\$47,480	1.70	\$17.10	\$19.06	\$22.71	\$25.81	\$29.72	\$35,576	\$39,651	\$47,242	\$53,693	\$61,819	1.13
43-4071	File clerks	950	9.20	\$18.05	\$37,539	2.05	\$12.96	\$14.41	\$17.09	\$20.91	\$24.50	\$26,961	\$29,975	\$35,541	\$43,487	\$50,969	0.79
43-4081	Hotel, motel, and resort desk clerks	1,760	10.61	\$12.82	\$26,666	2.53	\$10.11	\$11.04	\$12.45	\$14.24	\$15.75	\$21,036	\$22,967	\$25,892	\$29,620	\$32,761	0.68
43-4111	Interviewers, except eligibility and loan	2,700	6.44	\$18.37	\$38,205	2.62	\$10.90	\$15.39	\$18.15	\$21.74	\$24.67	\$22,672	\$32,004	\$37,758	\$45,211	\$51,324	1.41
43-4121	Library assistants, clerical	600	7.71	\$14.45	\$30,064	2.01	\$10.58	\$11.98	\$13.95	\$16.19	\$18.84	\$22,012	\$24,921	\$29,020	\$33,674	\$39,185	0.63
43-4131	Loan interviewers and clerks	3,080	16.80	\$22.40	\$46,586	2.14	\$14.92	\$17.98	\$21.85	\$26.26	\$30.43	\$31,029	\$37,389	\$45,457	\$54,611	\$63,288	1.34
43-4141	New accounts clerks	#	#	\$19.51	\$40,591	2.93	\$15.32	\$16.79	\$18.97	\$22.76	\$25.13	\$31,873	\$34,931	\$39,448	\$47,339	\$52,272	#
43-4151	Order clerks	2,030	11.38	\$17.51	\$36,423	4.71	\$10.64	\$12.32	\$16.90	\$21.18	\$25.04	\$22,124	\$25,632	\$35,147	\$44,045	\$52,088	1.18
43-4161	Human resources assistants, except payroll and timekeeping	1,310	4.49	\$21.52	\$44,751	1.16	\$15.17	\$18.12	\$21.61	\$24.72	\$28.54	\$31,562	\$37,691	\$44,952	\$51,424	\$59,366	0.96
43-4171	Receptionists and information clerks	10,350	4.73	\$15.42	\$32,083	1.48	\$10.07	\$12.41	\$15.12	\$17.95	\$20.76	\$20,955	\$25,812	\$31,440	\$37,339	\$43,182	1.01
43-4181	Reservation and transportation ticket agents and travel clerks	1,620	7.83	\$20.26	\$42,131	6.52	\$11.52	\$13.60	\$18.94	\$27.64	\$30.28	\$23,968	\$28,289	\$39,405	\$57,499	\$62,979	1.08
43-4199	Information and record clerks, all other	6,260	4.59	\$20.88	\$43,432	1.39	\$12.74	\$16.61	\$20.34	\$24.22	\$29.05	\$26,508	\$34,540	\$42,300	\$50,375	\$60,424	3.84
43-5011	Cargo and freight agents	630	27.87	\$25.07	\$52,148	12.34	\$13.22	\$16.74	\$21.70	\$27.83	\$41.75	\$27,493	\$34,817	\$45,128	\$57,894	\$86,834	0.70
43-5021	Couriers and messengers	920	27.25	\$15.27	\$31,757	6.74	\$10.26	\$11.92	\$14.39	\$17.50	\$22.26	\$21,337	\$24,785	\$29,925	\$36,409	\$46,295	1.19
43-5031	Police, fire, and ambulance dispatchers	690	1.94	\$24.98	\$51,965	1.26	\$19.45	\$21.95	\$24.88	\$28.66	\$31.13	\$40,447	\$45,646	\$51,757	\$59,617	\$64,747	0.71
43-5032	Dispatchers, except police, fire, and ambulance	1,790	9.18	\$21.73	\$45,192	2.83	\$13.59	\$16.24	\$20.89	\$26.16	\$31.03	\$28,271	\$33,770	\$43,453	\$54,415	\$64,535	0.89
43-5041	Meter readers, utilities	#	#	\$27.18	\$56,530	4.38	\$18.08	\$24.43	\$27.32	\$30.10	\$35.73	\$37,613	\$50,816	\$56,825	\$62,608	\$74,312	#
43-5051	Postal service clerks	530	0.00	\$25.34	\$52,717	1.94	\$19.03	\$20.40	\$28.15	\$28.16	\$28.74	\$39,578	\$42,428	\$58,559	\$58,568	\$59,783	0.64
43-5052	Postal service mail carriers	2,720	0.00	\$23.98	\$49,873	1.47	\$16.07	\$17.69	\$28.40	\$28.78	\$29.16	\$33,419	\$36,805	\$59,065	\$59,855	\$60,659	0.80
43-5053	Postal service mail sorters, processors, and processing machine operators	1,860	0.00	\$23.94	\$49,799	2.75	\$16.49	\$17.19	\$27.52	\$28.15	\$28.16	\$34,304	\$35,753	\$57,251	\$58,557	\$58,569	1.64
43-5061	Production, planning, and expediting clerks	1,490	5.95	\$25.65	\$53,357	1.71	\$15.63	\$19.80	\$25.47	\$30.14	\$36.23	\$32,504	\$41,185	\$52,983	\$62,694	\$75,364	0.44
43-5071	Shipping, receiving, and traffic clerks	5,870	7.74	\$16.31	\$33,917	1.52	\$10.61	\$12.77	\$15.11	\$19.10	\$23.78	\$22,078	\$26,565	\$31,439	\$39,738	\$49,460	0.86
43-5081	Stock clerks and order fillers	17,950	3.07	\$14.41	\$29,979	1.21	\$9.75	\$10.80	\$12.86	\$17.00	\$21.45	\$20,282	\$22,462	\$26,758	\$35,365	\$44,606	0.87
43-5111	Weighers, measurers, checkers, and samplers, recordkeeping	500	15.55	\$15.21	\$31,631	5.72	\$10.11	\$11.05	\$13.44	\$17.66	\$23.19	\$21,027	\$22,992	\$27,961	\$36,727	\$48,229	0.69
43-6011	Executive secretaries and executive administrative assistants	6,760	4.25	\$27.10	\$56,373	1.15	\$18.91	\$21.69	\$26.04	\$31.39	\$37.69	\$39,325	\$45,122	\$54,159	\$65,295	\$78,399	1.12
43-6012	Legal secretaries	2,120	11.28	#	#	#	#	#	#	#	#	#	#	#	#	#	1.13
43-6013	Medical secretaries	3,570	9.90	\$19.40	\$40,345	2.21	\$14.11	\$16.15	\$18.72	\$22.56	\$25.30	\$29,348	\$33,597	\$38,933	\$46,929	\$52,625	0.61
43-6014	Secretaries and administrative assistants, except legal, medical,	21,600	3.54	\$19.07	\$39,661	0.82	\$12.20	\$15.13	\$18.40	\$22.90	\$27.47	\$25,386	\$31,462	\$38,265	\$47,630	\$57,137	0.95
43-9011	Computer operators	240	19.80	\$26.62	\$55,362	7.26	\$15.75	\$19.28	\$23.87	\$32.82	\$42.84	\$32,751	\$40,102	\$49,655	\$68,268	\$89,100	0.58
43-9021	Data entry keyers	1,620	9.06	\$17.06	\$35,478	2.52	\$11.11	\$13.85	\$16.83	\$19.57	\$24.04	\$23,108	\$28,811	\$35,014	\$40,697	\$50,001	0.89
43-9022	Word processors and typists	210	32.73	\$17.15	\$35,673	8.22	\$10.42	\$11.81	\$17.31	\$21.61	\$24.60	\$21,664	\$24,573	\$36,010	\$44,959	\$51,173	0.31
43-9031	Desktop publishers	90	45.75	\$28.44	\$59,145	10.10	\$20.74	\$22.49	\$25.46	\$34.94	\$40.19	\$43,149	\$46,770	\$52,951	\$72,680	\$83,604	0.75
43-9041	Insurance claims and policy processing clerks	1,870	13.59	\$24.53	\$51,031	3.99	\$16.65	\$19.84	\$23.31	\$29.31	\$35.38	\$34,632	\$41,267	\$48,492	\$60,967	\$73,588	0.67

Data unavailable

Occupational Code	Occupational Title	Employment Estimate	Employment Percentage Relative Standard Error	Average Hourly Wage	Average Annual Wage	Wage Percentage Relative Standard Error	10th Percentile (Hourly)	25th Percentile (Hourly)	50th Percentile (Hourly)	75th Percentile (Hourly)	90th Percentile (Hourly)	10th Percentile (Annual)	25th Percentile (Annual)	50th Percentile (Annual)	75th Percentile (Annual)	90th Percentile (Annual)	Location Quotients
43-9051	Mail clerks and mail machine operators, except postal service	840	10.02	\$17.50	\$36,397	5.21	\$11.22	\$13.28	\$16.09	\$20.55	\$27.41	\$23,330	\$27,625	\$33,476	\$42,749	\$57,013	0.96
43-9061	Office clerks, general	23,200	4.07	\$19.71	\$40,994.00	\$1.37	\$11.25	\$14.24	\$18.36	\$23.85	\$30.25	\$23,407.00	\$29,620.00	\$38,198.00	\$49,606.00	\$62,923.00	0.77
43-9071	Office machine operators, except computer	550	20.95	\$18.10	\$37,648	3.12	\$12.84	\$15.10	\$17.42	\$19.74	\$24.98	\$26,707	\$31,416	\$36,236	\$41,054	\$51,964	0.98
43-9081	Proofreaders and copy markers	50	17.48	\$19.97	\$41,541	5.04	\$9.63	\$16.25	\$18.32	\$22.36	\$30.38	\$20,038	\$33,796	\$38,115	\$46,507	\$63,184	0.47
43-9111	Statistical assistants	110	34.19	\$18.13	\$37,701	10.83	\$9.53	\$10.00	\$15.86	\$26.82	\$29.61	\$19,826	\$20,805	\$32,986	\$55,794	\$61,598	1.03
43-9199	Office and administrative support workers, all other	1,220	6.99	\$17.30	\$35,985	2.78	\$10.22	\$11.81	\$16.51	\$20.70	\$25.43	\$21,253	\$24,560	\$34,331	\$43,065	\$52,889	0.57
45-0000	Farming, fishing, and forestry occupations	2,730	25.19	\$13.64	\$28,371	4.17	\$9.36	\$9.49	\$12.03	\$16.01	\$19.77	\$19,473	\$19,745	\$25,021	\$33,296	\$41,122	0.57
45-1011	First-line supervisors of farming, fishing, and forestry workers	130	36.07	\$24.19	\$50,322	6.32	\$17.01	\$20.38	\$23.06	\$28.17	\$35.06	\$35,373	\$42,382	\$47,971	\$58,590	\$72,923	0.60
45-2011	Agricultural inspectors	30	42.45	\$28.50	\$59,279	3.29	\$20.65	\$25.47	\$28.52	\$32.48	\$36.76	\$42,946	\$52,979	\$59,321	\$67,565	\$76,463	#
45-2091	Agricultural equipment operators	#	#	\$19.20	\$39,940	13.81	\$9.56	\$19.27	\$20.98	\$22.71	\$23.74	\$19,892	\$40,090	\$43,646	\$47,228	\$49,377	#
45-2092	Farmworkers and laborers, crop, nursery, and greenhouse	1,630	19.03	\$13.60	\$28,285	3.72	\$9.48	\$10.50	\$13.20	\$15.96	\$18.24	\$19,723	\$21,832	\$27,465	\$33,205	\$37,935	0.57
45-2093	Farmworkers, farm, ranch, and aquacultural animals	210	34.35	\$17.04	\$35,438	10.02	\$10.27	\$12.03	\$15.71	\$19.00	\$27.40	\$21,364	\$25,022	\$32,683	\$39,516	\$56,982	0.59
47-0000	Construction and extraction occupations	69,330	2.49	\$23.69	\$49,269	1.03	\$14.10	\$17.32	\$22.18	\$28.45	\$35.72	\$29,320	\$36,035	\$46,142	\$59,178	\$74,292	1.20
47-1011	First-line supervisors of construction trades and extraction work	7,920	6.54	\$35.09	\$72,980	2.05	\$21.65	\$26.90	\$32.51	\$40.25	\$50.21	\$45,031	\$55,949	\$67,617	\$83,726	\$104,441	1.41
47-2021	Brickmasons and blockmasons	860	27.78	\$25.55	\$53,151	2.48	\$18.21	\$22.94	\$26.80	\$29.20	\$30.69	\$37,873	\$47,708	\$55,736	\$60,745	\$63,828	1.31
47-2022	Stonemasons	#	#	\$14.67	\$30,517	12.26	\$10.34	\$11.21	\$13.18	\$17.74	\$21.16	\$21,512	\$23,311	\$27,405	\$36,897	\$44,016	#
47-2031	Carpenters	6,960	9.46	\$22.13	\$46,029	2.65	\$11.84	\$16.55	\$22.23	\$27.75	\$31.06	\$24,624	\$34,434	\$46,243	\$57,727	\$64,613	0.99
47-2041	Carpet installers	#	#	\$20.78	\$43,220	10.08	\$13.31	\$19.37	\$21.47	\$23.55	\$27.12	\$27,694	\$40,283	\$44,663	\$48,986	\$56,418	#
47-2044	Tile and marble setters	#	#	\$20.85	\$43,364	11.01	\$10.84	\$16.26	\$19.66	\$25.35	\$30.18	\$22,542	\$33,821	\$40,886	\$52,725	\$62,767	#
47-2051	Cement masons and concrete finishers	3,030	12.16	\$20.71	\$43,080	3.78	\$13.49	\$16.07	\$20.82	\$24.43	\$28.76	\$28,059	\$33,421	\$43,315	\$50,820	\$59,825	1.68
47-2061	Construction laborers	10,860	6.44	\$17.32	\$36,033	2.11	\$10.58	\$13.90	\$17.09	\$19.81	\$23.78	\$22,005	\$28,918	\$35,540	\$41,201	\$49,455	1.12
47-2071	Paving, surfacing, and tamping equipment operators	990	37.48	\$20.08	\$41,773	2.75	\$16.13	\$17.37	\$19.42	\$22.69	\$25.65	\$33,542	\$36,129	\$40,398	\$47,198	\$53,345	1.97
47-2073	Operating engineers and other construction equipment operators	4,190	7.91	\$24.81	\$51,599	1.57	\$17.80	\$21.03	\$24.68	\$28.68	\$31.54	\$37,022	\$43,748	\$51,336	\$59,645	\$65,602	1.13
47-2081	Drywall and ceiling tile installers	2,150	13.55	\$21.92	\$45,604	2.02	\$16.42	\$19.80	\$21.99	\$24.18	\$27.66	\$34,148	\$41,184	\$45,747	\$50,298	\$57,524	2.20
47-2082	Tapers	320	24.46	\$24.88	\$51,742	5.36	\$14.97	\$18.44	\$23.03	\$29.78	\$39.47	\$31,147	\$38,348	\$47,899	\$61,950	\$82,104	1.76
47-2111	Electricians	9,020	10.51	\$25.12	\$52,259	2.37	\$15.01	\$18.36	\$24.17	\$30.77	\$36.70	\$31,225	\$38,197	\$50,284	\$64,007	\$76,327	1.41
47-2121	Glaziers	670	38.04	\$22.01	\$45,784	5.88	\$13.88	\$16.66	\$21.25	\$27.48	\$30.99	\$28,863	\$34,646	\$44,192	\$57,164	\$64,469	1.39
47-2131	Insulation workers, floor, ceiling, and wall	#	#	\$17.02	\$35,398	3.32	\$12.49	\$15.36	\$16.95	\$18.54	\$21.66	\$25,981	\$31,954	\$35,260	\$38,566	\$45,045	#
47-2132	Insulation workers, mechanical	460	43.04	\$19.50	\$40,566	3.08	\$15.76	\$17.38	\$19.49	\$21.91	\$23.59	\$32,773	\$36,156	\$40,535	\$45,576	\$49,067	1.83
47-2141	Painters, construction and maintenance	2,180	14.69	\$20.15	\$41,904	3.61	\$15.35	\$16.95	\$20.02	\$23.16	\$25.44	\$31,920	\$35,264	\$41,645	\$48,174	\$52,923	0.97
47-2142	Paperhangers	#	#	\$26.90	\$55,944	5.20	\$23.59	\$25.49	\$27.34	\$29.19	\$30.30	\$49,076	\$53,011	\$56,859	\$60,717	\$63,031	#
47-2151	Pipelayers	570	18.42	\$23.25	\$48,363	4.45	\$16.17	\$17.85	\$21.00	\$26.78	\$34.71	\$33,640	\$37,127	\$43,682	\$55,704	\$72,190	1.45
47-2152	Plumbers, pipefitters, and steamfitters	4,590	16.71	\$26.05	\$54,189	2.89	\$16.44	\$20.37	\$25.62	\$30.86	\$37.01	\$34,204	\$42,378	\$53,294	\$64,184	\$76,982	1.06
47-2161	Plasterers and stucco masons	#	#	\$16.11	\$33,508	3.64	\$11.03	\$15.46	\$16.95	\$18.44	\$19.32	\$22,942	\$32,159	\$35,254	\$38,348	\$40,189	#
47-2171	Reinforcing iron and rebar workers	#	#	\$23.32	\$48,513	7.96	\$16.96	\$19.49	\$23.65	\$27.27	\$29.55	\$35,278	\$40,543	\$49,184	\$56,726	\$61,469	#
47-2181	Roofers	1,600	22.15	\$19.83	\$41,236	5.19	\$13.57	\$15.37	\$19.16	\$24.32	\$27.93	\$28,226	\$31,960	\$39,855	\$50,581	\$58,086	1.30
47-2211	Sheet metal workers	2,170	18.30	\$23.00	\$47,845	5.59	\$14.86	\$17.43	\$22.09	\$27.37	\$32.89	\$30,918	\$36,250	\$45,946	\$56,919	\$68,420	1.62
47-2221	Structural iron and steel workers	1,070	14.84	\$22.72	\$47,265	3.69	\$16.11	\$18.65	\$22.15	\$26.66	\$30.03	\$33,515	\$38,796	\$46,078	\$55,461	\$62,467	1.43
47-3012	Helpers--carpenters	150	44.09	\$15.62	\$32,480	4.69	\$13.02	\$14.26	\$15.77	\$17.39	\$18.37	\$27,078	\$29,666	\$32,801	\$36,177	\$38,203	0.44
47-3013	Helpers--electricians	#	#	\$17.81	\$37,043	5.09	\$12.35	\$14.37	\$17.71	\$21.27	\$23.74	\$25,689	\$29,888	\$36,843	\$44,248	\$49,370	#
47-3015	Helpers--pipelayers, plumbers, pipefitters, and steamfitters	#	#	\$14.48	\$30,113	7.64	\$9.37	\$12.34	\$13.49	\$14.65	\$17.74	\$19,489	\$25,660	\$28,067	\$30,475	\$36,895	#
47-3019	Helpers, construction trades, all other	#	#	\$18.53	\$38,538	19.96	\$12.62	\$13.67	\$16.56	\$23.35	\$27.69	\$26,251	\$28,439	\$34,444	\$48,558	\$57,596	#
47-4011	Construction and building inspectors	1,230	21.10	\$30.06	\$62,533	4.49	\$17.45	\$22.22	\$29.37	\$37.06	\$44.98	\$36,292	\$46,211	\$61,094	\$77,087	\$93,554	1.23
47-4021	Elevator installers and repairers	430	42.27	\$37.87	\$78,769	3.37	\$22.13	\$29.00	\$41.64	\$46.91	\$50.29	\$46,400	\$60,325	\$86,604	\$97,568	\$104,599	1.72
47-4031	Fence erectors	210	45.77	\$16.17	\$33,635	7.64	\$12.26	\$13.29	\$14.97	\$17.69	\$20.79	\$25,501	\$27,642	\$31,132	\$36,789	\$43,252	0.96
47-4041	Hazardous materials removal workers	890	16.53	\$20.24	\$42,095	4.66	\$14.85	\$17.23	\$20.30	\$23.19	\$25.46	\$30,894	\$35,843	\$42,229	\$48,232	\$52,954	2.04
47-4051	Highway maintenance workers	830	1.67	\$21.15	\$43,996	1.07	\$16.44	\$18.27	\$21.26	\$23.09	\$26.17	\$34,199	\$38,008	\$44,220	\$48,023	\$54,433	0.56
47-4071	Septic tank servicers and sewer pipe cleaners	#	#	\$27.31	\$56,805	6.16	\$18.72	\$22.07	\$26.70	\$30.98	\$38.37	\$38,936	\$45,903	\$55,528	\$64,431	\$79,818	#
47-4090	Miscellaneous construction and related workers	770	35.62	\$19.57	\$40,711	4.10	\$13.28	\$16.08	\$18.85	\$23.23	\$27.74	\$27,617	\$33,449	\$39,212	\$48,313	\$57,700	2.19

Data unavailable

Occupational Code	Occupational Title	Employment Estimate	Employment Percentage Relative Standard Error	Average Hourly Wage	Average Annual Wage	Wage Percentage Relative Standard Error	10th Percentile (Hourly)	25th Percentile (Hourly)	50th Percentile (Hourly)	75th Percentile (Hourly)	90th Percentile (Hourly)	10th Percentile (Annual)	25th Percentile (Annual)	50th Percentile (Annual)	75th Percentile (Annual)	90th Percentile (Annual)	Location Quotients
47-5012	Rotary drill operators, oil and gas	#	#	\$30.64	\$63,738	5.36	\$20.94	\$26.51	\$31.45	\$36.12	\$38.89	\$43,564	\$55,144	\$65,426	\$75,132	\$80,889	#
47-5021	Earth drillers, except oil and gas	#	#	\$21.90	\$45,560	4.77	\$17.98	\$20.04	\$21.87	\$23.70	\$26.58	\$37,398	\$41,678	\$45,491	\$49,304	\$55,282	#
47-5071	Roustabouts, oil and gas	450	45.01	\$23.87	\$49,643	8.29	\$16.02	\$18.03	\$24.08	\$29.20	\$32.19	\$33,322	\$37,495	\$50,093	\$60,741	\$66,950	0.92
47-5081	Helpers—extraction workers	#	#	\$17.05	\$35,467	5.56	\$14.91	\$15.67	\$16.88	\$18.08	\$19.18	\$31,016	\$32,588	\$35,102	\$37,615	\$39,899	#
49-0000	Installation, maintenance, and repair occupations	51,510	2.77	\$25.17	\$52,352	1.12	\$13.52	\$17.44	\$23.73	\$31.19	\$38.89	\$28,121	\$36,279	\$49,349	\$64,885	\$80,891	0.92
49-1011	First-line supervisors of mechanics, installers, and repairers	4,100	4.84	\$35.25	\$73,327	1.78	\$21.19	\$26.90	\$34.39	\$41.87	\$49.35	\$44,072	\$55,956	\$71,534	\$87,095	\$102,654	0.88
49-2011	Computer, automated teller, and office machine repairers	710	19.69	\$20.67	\$42,996	3.53	\$12.93	\$15.39	\$19.20	\$24.77	\$30.91	\$26,887	\$32,018	\$39,933	\$51,527	\$64,301	0.70
49-2021	Radio, cellular, and tower equipment installers and repairers	#	#	\$29.22	\$60,788	4.80	\$19.90	\$24.31	\$30.67	\$34.95	\$37.79	\$41,390	\$50,567	\$63,798	\$72,704	\$78,608	#
49-2022	Telecommunications equipment installers and repairers, except line installers	3,510	14.93	\$31.34	\$65,185	2.58	\$20.99	\$26.56	\$32.57	\$36.70	\$39.48	\$43,654	\$55,250	\$67,755	\$76,345	\$82,116	1.48
49-2091	Avionics technicians	300	41.31	\$25.97	\$54,013	13.10	\$11.19	\$17.34	\$26.28	\$34.85	\$38.87	\$23,279	\$36,064	\$54,654	\$72,498	\$80,857	1.62
49-2092	Electric motor, power tool, and related repairers	#	#	\$23.93	\$49,782	2.88	\$17.50	\$20.54	\$23.46	\$27.10	\$30.54	\$36,400	\$42,721	\$48,796	\$56,378	\$63,528	#
49-2094	Electrical and electronics repairers, commercial and industrial equipment	810	9.81	\$27.77	\$57,755	3.86	\$17.04	\$20.88	\$27.02	\$34.01	\$40.09	\$35,450	\$43,433	\$56,202	\$70,742	\$83,380	1.24
49-2095	Electrical and electronics repairers, powerhouse, substation, and relay	80	21.95	\$42.50	\$88,395	4.26	\$34.58	\$40.77	\$43.92	\$47.07	\$48.96	\$71,925	\$84,800	\$91,356	\$97,913	\$101,847	0.34
49-2096	Electronic equipment installers and repairers, motor vehicles	#	#	\$16.67	\$34,680	10.65	\$12.54	\$13.33	\$14.64	\$21.07	\$23.57	\$26,076	\$27,717	\$30,454	\$43,834	\$49,021	#
49-2097	Electronic home entertainment equipment installers and repairers	480	36.11	\$24.03	\$49,991	5.91	\$16.80	\$19.41	\$23.44	\$27.91	\$33.06	\$34,935	\$40,376	\$48,746	\$58,051	\$68,755	1.85
49-2098	Security and fire alarm systems installers	780	18.13	\$27.73	\$57,680	2.12	\$18.22	\$24.34	\$27.69	\$31.09	\$37.24	\$37,903	\$50,617	\$57,593	\$64,669	\$77,459	1.10
49-3011	Aircraft mechanics and service technicians	1,070	15.64	\$34.95	\$72,702	4.35	\$20.79	\$28.21	\$35.16	\$41.59	\$48.42	\$43,247	\$58,675	\$73,126	\$86,497	\$100,711	0.81
49-3021	Automotive body and related repairers	1,890	11.24	\$24.61	\$51,194	4.51	\$13.29	\$17.05	\$22.48	\$29.88	\$39.84	\$27,634	\$35,468	\$46,753	\$62,141	\$82,859	1.30
49-3022	Automotive glass installers and repairers	#	#	\$16.88	\$35,111	5.04	\$14.09	\$15.85	\$17.15	\$18.45	\$19.23	\$29,299	\$32,966	\$36,671	\$38,376	\$39,999	#
49-3023	Automotive service technicians and mechanics	5,740	4.99	\$22.72	\$47,264.00	\$2.59	\$11.23	\$15.43	\$22.07	\$28.47	\$34.45	\$23,368.00	\$32,097.00	\$45,898.00	\$59,222.00	\$71,651.00	0.89
49-3031	Bus and truck mechanics and diesel engine specialists	2,410	8.60	\$25.81	\$53,682	2.05	\$16.78	\$20.41	\$25.78	\$30.89	\$36.40	\$34,905	\$42,460	\$53,624	\$64,257	\$75,712	0.92
49-3041	Farm equipment mechanics and service technicians	#	#	\$20.65	\$42,952	10.32	\$15.85	\$17.36	\$19.67	\$23.69	\$28.10	\$32,962	\$36,115	\$40,907	\$49,282	\$58,447	#
49-3042	Mobile heavy equipment mechanics, except engines	1,440	12.21	\$24.45	\$50,849	1.89	\$17.04	\$20.36	\$24.26	\$28.79	\$32.19	\$35,438	\$42,344	\$50,467	\$59,873	\$66,949	1.08
49-3043	Rail car repairers	130	5.19	\$35.28	\$73,373	4.40	\$25.91	\$27.78	\$30.90	\$44.30	\$48.72	\$53,899	\$57,788	\$64,277	\$92,136	\$101,341	0.55
49-3051	Motorboat mechanics and service technicians	#	#	\$20.43	\$42,497	3.24	\$16.15	\$17.49	\$19.87	\$23.21	\$26.26	\$33,586	\$36,369	\$41,325	\$48,280	\$54,626	#
49-3052	Motorcycle mechanics	#	#	\$17.98	\$37,407	8.02	\$14.95	\$15.76	\$17.06	\$18.37	\$25.36	\$31,101	\$32,780	\$35,492	\$38,203	\$52,745	#
49-3053	Outdoor power equipment and other small engine mechanics	230	22.19	\$19.56	\$40,675	2.84	\$13.40	\$15.68	\$19.68	\$22.99	\$26.12	\$27,881	\$32,614	\$40,925	\$47,816	\$54,322	0.71
49-3091	Bicycle repairers	190	29.15	\$14.21	\$29,549	2.90	\$12.07	\$12.82	\$13.95	\$15.08	\$17.83	\$25,096	\$26,665	\$29,013	\$31,363	\$37,077	1.47
49-3092	Recreational vehicle service technicians	#	#	\$20.18	\$41,968	16.08	\$13.33	\$14.92	\$20.12	\$24.88	\$28.58	\$27,722	\$31,040	\$41,857	\$51,741	\$59,441	#
49-3093	Tire repairers and changers	1,490	26.85	\$13.55	\$28,174	3.07	\$10.02	\$11.35	\$13.19	\$14.89	\$17.87	\$20,840	\$23,605	\$27,427	\$30,971	\$37,179	1.28
49-9011	Mechanical door repairers	350	40.40	\$25.30	\$52,625	6.85	\$17.64	\$21.31	\$26.45	\$29.39	\$31.15	\$36,693	\$44,330	\$55,020	\$61,129	\$64,802	1.62
49-9012	Control and valve installers and repairers, except mechanical door	740	17.72	\$31.93	\$66,406	4.94	\$19.81	\$23.31	\$30.60	\$41.40	\$46.98	\$41,201	\$48,494	\$63,653	\$86,122	\$97,709	1.54
49-9021	Heating, air conditioning, and refrigeration mechanics and installers	3,540	15.95	\$28.84	\$59,998	4.52	\$16.83	\$21.35	\$27.85	\$34.41	\$41.86	\$35,000	\$44,411	\$57,933	\$71,579	\$87,077	1.14
49-9031	Home appliance repairers	310	25.79	\$23.55	\$48,979	6.58	\$11.94	\$16.63	\$23.21	\$29.39	\$35.88	\$24,833	\$34,596	\$48,283	\$61,130	\$74,639	0.95
49-9041	Industrial machinery mechanics	2,260	15.58	\$28.65	\$59,587	3.94	\$17.70	\$22.35	\$27.45	\$32.61	\$39.13	\$36,818	\$46,498	\$57,103	\$67,831	\$81,393	0.65
49-9043	Maintenance workers, machinery	270	18.26	\$24.22	\$50,372	3.85	\$15.68	\$18.30	\$25.38	\$29.15	\$31.69	\$32,606	\$38,055	\$52,796	\$60,635	\$65,905	0.32
49-9044	Millwrights	200	29.52	\$26.36	\$54,830	5.54	\$16.82	\$20.92	\$25.74	\$33.04	\$37.26	\$34,978	\$43,522	\$53,548	\$68,731	\$77,494	0.49
49-9051	Electrical power-line installers and repairers	1,300	16.13	\$36.24	\$75,379	3.88	\$19.11	\$29.61	\$39.57	\$44.89	\$48.07	\$39,749	\$61,596	\$82,312	\$93,378	\$99,987	1.10
49-9052	Telecommunications line installers and repairers	1,170	24.30	\$23.42	\$48,706	6.18	\$14.60	\$17.13	\$21.77	\$28.95	\$36.12	\$30,369	\$35,621	\$45,273	\$60,221	\$75,126	1.08
49-9062	Medical equipment repairers	540	26.29	\$27.84	\$57,910	5.03	\$17.80	\$21.20	\$27.04	\$32.93	\$40.42	\$37,029	\$44,086	\$56,247	\$68,485	\$84,065	1.23
49-9064	Watch repairers	20	42.82	\$20.37	\$42,378	8.15	\$15.68	\$16.64	\$18.25	\$25.56	\$28.76	\$32,606	\$34,610	\$37,950	\$53,174	\$59,825	#
49-9071	Maintenance and repair workers, general	10,600	4.65	\$20.22	\$42,062	1.31	\$12.53	\$15.58	\$18.93	\$24.08	\$29.94	\$26,059	\$32,404	\$39,366	\$50,081	\$62,271	0.77
49-9091	Coin, vending, and amusement machine servicers and repairers	270	23.94	\$18.50	\$38,486	8.24	\$11.96	\$13.97	\$17.66	\$22.17	\$25.02	\$24,874	\$29,058	\$36,734	\$46,123	\$52,049	0.78
49-9094	Locksmiths and safe repairers	#	#	\$23.92	\$49,758	3.22	\$19.93	\$21.14	\$23.16	\$26.31	\$30.01	\$41,447	\$43,967	\$48,168	\$54,717	\$62,425	#

Data unavailable

Occupational Code	Occupational Title	Employment Estimate	Employment Percentage Relative Standard Error	Average Hourly Wage	Average Annual Wage	Wage Percentage Relative Standard Error	10th Percentile (Hourly)	25th Percentile (Hourly)	50th Percentile (Hourly)	75th Percentile (Hourly)	90th Percentile (Hourly)	10th Percentile (Annual)	25th Percentile (Annual)	50th Percentile (Annual)	75th Percentile (Annual)	90th Percentile (Annual)	Location Quotients
49-9096	Riggers	#	#	\$19.91	\$41,405	13.83	\$13.07	\$15.15	\$20.20	\$23.39	\$27.74	\$27,195	\$31,515	\$42,011	\$48,662	\$57,698	#
49-9098	Helpers--installation, maintenance, and repair workers	550	22.57	\$17.13	\$35,624	4.25	\$10.42	\$12.44	\$16.94	\$19.82	\$25.69	\$21,678	\$25,868	\$35,241	\$41,225	\$53,432	0.48
49-9099	Installation, maintenance, and repair workers, all other	1,780	20.03	\$17.81	\$37,051	2.82	\$11.37	\$13.95	\$17.24	\$21.05	\$24.48	\$23,655	\$29,016	\$35,853	\$43,780	\$50,923	1.15
51-0000	Production occupations	52,160	3.03	\$18.85	\$39,212	1.19	\$10.47	\$12.77	\$16.79	\$22.66	\$30.14	\$21,768	\$26,555	\$34,918	\$47,134	\$62,697	0.57
51-1011	First-line supervisors of production and operating workers	3,390	4.12	\$32.05	\$66,665	1.71	\$18.72	\$23.15	\$30.25	\$38.97	\$49.59	\$38,947	\$48,156	\$62,929	\$81,065	\$103,138	0.55
51-2028	Electrical, electronic, and electromechanical assemblers, except coil winders, tapers, and finishers	2,460	7.06	\$16.42	\$34,153	2.73	\$10.51	\$12.91	\$15.64	\$18.86	\$23.84	\$21,867	\$26,858	\$32,528	\$39,224	\$49,590	0.92
51-2041	Structural metal fabricators and fitters	#	#	\$19.17	\$39,874	5.88	\$11.66	\$14.69	\$18.51	\$22.91	\$27.99	\$24,247	\$30,556	\$38,504	\$47,649	\$58,217	#
51-2098	Assemblers and fabricators, all other, including team assemblers	5,200	8.48	\$15.67	\$32,600	2.10	\$10.32	\$11.81	\$15.12	\$18.33	\$22.78	\$21,458	\$24,573	\$31,454	\$38,136	\$47,383	0.39
51-3011	Bakers	2,090	15.57	\$14.04	\$29,202	5.26	\$9.75	\$10.83	\$12.83	\$16.86	\$21.03	\$20,277	\$22,517	\$26,682	\$35,074	\$43,737	1.13
51-3021	Butchers and meat cutters	1,000	10.87	\$17.23	\$35,846	2.66	\$12.23	\$13.71	\$16.69	\$20.91	\$23.71	\$25,445	\$28,508	\$34,707	\$43,497	\$49,324	0.75
51-3022	Meat, poultry, and fish cutters and trimmers	280	26.84	\$15.00	\$31,203	7.92	\$9.74	\$11.25	\$14.19	\$19.01	\$21.93	\$20,253	\$23,392	\$29,524	\$39,550	\$45,621	0.18
51-3023	Slaughterers and meat packers	280	27.19	\$15.89	\$33,049	4.16	\$10.15	\$11.50	\$16.36	\$19.48	\$22.16	\$21,109	\$23,913	\$34,038	\$40,517	\$46,096	0.36
51-3091	Food and tobacco roasting, baking, and drying machine operators and tenders	320	19.02	\$14.49	\$30,133	4.53	\$10.16	\$12.20	\$13.75	\$15.80	\$18.88	\$21,129	\$25,381	\$28,599	\$32,856	\$39,272	1.47
51-3092	Food batchmakers	1,230	18.34	\$14.59	\$30,347	4.21	\$9.66	\$10.49	\$12.26	\$15.02	\$22.86	\$20,091	\$21,825	\$25,508	\$31,242	\$47,542	0.80
51-3093	Food cooking machine operators and tenders	190	22.15	\$14.85	\$30,895	7.81	\$9.96	\$10.87	\$13.46	\$18.24	\$22.69	\$20,724	\$22,612	\$28,006	\$37,930	\$47,194	0.56
51-3099	Food processing workers, all other	660	23.95	\$12.99	\$27,020	3.30	\$9.77	\$10.74	\$12.40	\$14.91	\$17.65	\$20,317	\$22,342	\$25,791	\$31,011	\$36,712	1.50
51-4011	Computer-controlled machine tool operators, metal and plastic	310	13.13	\$19.96	\$41,513	3.74	\$15.05	\$16.87	\$19.60	\$22.88	\$26.09	\$31,306	\$35,088	\$40,763	\$47,585	\$54,259	0.21
51-4012	Computer numerically controlled machine tool programmers, metal a	80	21.05	\$28.29	\$58,840	4.82	\$19.50	\$24.15	\$28.21	\$31.59	\$37.38	\$40,564	\$50,239	\$58,683	\$65,714	\$77,742	0.32
51-4021	Extruding and drawing machine setters, operators, and tenders, metal and plastic	430	39.30	\$17.56	\$36,516	3.58	\$12.75	\$13.92	\$16.21	\$19.78	\$24.85	\$26,518	\$28,948	\$33,719	\$41,148	\$51,687	0.57
51-4023	Rolling machine setters, operators, and tenders, metal and plastic	80	27.64	\$17.16	\$35,688	6.51	\$12.89	\$13.80	\$15.33	\$20.50	\$24.02	\$26,810	\$28,700	\$31,881	\$42,638	\$49,966	0.31
51-4031	Cutting, punching, and press machine setters, operators, and tenders, metal and plastic	790	21.89	\$15.04	\$31,285	6.22	\$10.08	\$10.84	\$12.31	\$19.29	\$23.11	\$20,958	\$22,549	\$25,597	\$40,114	\$48,069	0.41
51-4032	Drilling and boring machine tool setters, operators, and tenders, metal and plastic	20	34.60	\$15.93	\$33,136	4.11	\$12.81	\$13.70	\$15.32	\$18.06	\$19.83	\$26,641	\$28,489	\$31,864	\$37,568	\$41,238	#
51-4033	Grinding, lapping, polishing, and buffing machine tool setters, operators, and tenders, metal and plastic	310	21.03	\$15.91	\$33,083	6.03	\$10.94	\$12.49	\$14.49	\$19.83	\$23.13	\$22,756	\$25,987	\$30,146	\$41,252	\$48,111	0.41
51-4034	Lathe and turning machine tool setters, operators, and tenders, metal and plastic	80	29.72	\$16.19	\$33,676	15.02	\$9.56	\$10.43	\$12.12	\$22.61	\$27.66	\$19,889	\$21,689	\$25,219	\$47,019	\$57,524	0.26
51-4035	Milling and planing machine setters, operators, and tenders, metal and plastic	30	30.48	\$21.77	\$45,276	24.48	\$12.87	\$13.96	\$16.02	\$19.14	\$24.90	\$26,769	\$29,027	\$33,315	\$39,812	\$51,792	0.18
51-4041	Machinists	1,860	12.61	\$22.86	\$47,545	2.67	\$13.12	\$17.05	\$22.63	\$28.14	\$33.73	\$27,295	\$35,458	\$47,071	\$58,524	\$70,163	0.49
51-4051	Metal-refining furnace operators and tenders	#	#	\$19.17	\$39,867	3.50	\$15.18	\$16.26	\$18.06	\$21.74	\$25.04	\$31,575	\$33,818	\$37,557	\$45,220	\$52,083	#
51-4071	Foundry mold and coremakers	50	45.19	\$15.92	\$33,113	7.39	\$12.43	\$13.32	\$14.80	\$17.92	\$21.65	\$25,864	\$27,710	\$30,787	\$37,272	\$45,038	0.32
51-4081	Multiple machine tool setters, operators, and tenders, metal and plastic	530	27.93	\$20.55	\$42,746	8.03	\$13.11	\$14.78	\$17.86	\$24.91	\$33.78	\$27,277	\$30,735	\$37,150	\$51,819	\$70,273	0.43
51-4111	Tool and die makers	#	#	\$24.68	\$51,339	4.58	\$14.16	\$18.21	\$25.68	\$30.18	\$34.69	\$29,447	\$37,878	\$53,418	\$62,782	\$72,164	#
51-4121	Welders, cutters, solderers, and brazers	1,890	17.75	\$20.90	\$43,467	2.49	\$15.43	\$17.01	\$19.41	\$24.16	\$29.42	\$32,084	\$35,383	\$40,370	\$50,251	\$61,185	0.49
51-4122	Welding, soldering, and brazing machine setters, operators, and tenders	110	20.63	\$19.53	\$40,619	8.53	\$11.29	\$13.93	\$20.34	\$24.17	\$28.40	\$23,479	\$28,966	\$42,300	\$50,277	\$59,068	0.28
51-4191	Heat treating equipment setters, operators, and tenders, metal and plastic	40	30.04	\$19.78	\$41,149	7.26	\$11.97	\$14.31	\$18.34	\$24.84	\$28.69	\$24,906	\$29,775	\$38,143	\$51,672	\$59,676	0.18
51-4193	Plating and coating machine setters, operators, and tenders, metal and plastic	120	29.38	\$19.08	\$39,695	9.49	\$11.10	\$13.13	\$18.77	\$23.53	\$29.11	\$23,086	\$27,309	\$39,050	\$48,948	\$60,542	0.32
51-4199	Metal workers and plastic workers, all other	390	42.99	\$15.34	\$31,908	5.91	\$9.42	\$10.18	\$14.79	\$20.13	\$22.83	\$19,599	\$21,171	\$30,766	\$41,881	\$47,496	1.70
51-5111	Prepress technicians and workers	290	20.44	\$19.92	\$41,435	5.96	\$11.55	\$14.65	\$19.17	\$23.74	\$28.39	\$24,022	\$30,478	\$39,879	\$49,383	\$59,045	0.91
51-5112	Printing press operators	1,830	10.26	\$19.66	\$40,888	5.32	\$11.66	\$14.27	\$18.21	\$23.76	\$29.84	\$24,247	\$29,689	\$37,872	\$49,424	\$62,061	1.06
51-5113	Print binding and finishing workers	260	26.90	\$17.45	\$36,298	4.08	\$11.79	\$13.71	\$16.58	\$21.36	\$24.60	\$24,532	\$28,516	\$34,488	\$44,439	\$51,173	0.53
51-6011	Laundry and dry-cleaning workers	1,070	22.56	\$11.96	\$24,881	1.93	\$9.88	\$10.56	\$11.69	\$13.23	\$14.50	\$20,541	\$21,959	\$24,311	\$27,529	\$30,165	0.50
51-6021	Pressers, textile, garment, and related materials	410	38.92	\$11.42	\$23,752	2.44	\$9.68	\$10.31	\$11.22	\$12.23	\$13.93	\$20,144	\$21,439	\$23,346	\$25,440	\$28,973	0.96
51-6031	Sewing machine operators	890	10.56	\$12.90	\$26,842	4.10	\$9.46	\$9.85	\$11.71	\$14.87	\$18.15	\$19,679	\$20,497	\$24,363	\$30,928	\$37,748	0.64
51-6051	Sewers, hand	40	19.22	\$16.60	\$34,534	4.76	\$11.36	\$15.44	\$17.04	\$18.65	\$20.43	\$23,625	\$32,111	\$35,449	\$38,784	\$42,497	0.59

Data unavailable

Occupational Code	Occupational Title	Employment Estimate	Employment Percentage Relative Standard Error	Average Hourly Wage	Average Annual Wage	Wage Percentage Relative Standard Error	10th Percentile (Hourly)	25th Percentile (Hourly)	50th Percentile (Hourly)	75th Percentile (Hourly)	90th Percentile (Hourly)	10th Percentile (Annual)	25th Percentile (Annual)	50th Percentile (Annual)	75th Percentile (Annual)	90th Percentile (Annual)	Location Quotients
51-6052	Tailors, dressmakers, and custom sewers	100	33.45	\$19.19	\$39,906	5.76	\$13.37	\$15.60	\$19.79	\$22.61	\$24.30	\$27,809	\$32,440	\$41,163	\$47,025	\$50,544	0.48
51-6062	Textile cutting machine setters, operators, and tenders	90	38.88	\$15.62	\$32,490	5.86	\$10.06	\$11.50	\$14.82	\$18.42	\$23.42	\$20,930	\$23,915	\$30,817	\$38,316	\$48,715	0.66
51-6093	Upholsterers	180	29.64	\$20.09	\$41,787	7.59	\$15.17	\$16.32	\$18.23	\$23.06	\$30.05	\$31,558	\$33,945	\$37,925	\$47,964	\$62,499	0.55
51-6099	Textile, apparel, and furnishings workers, all other	#	#	\$13.13	\$27,307	6.42	\$9.37	\$9.62	\$11.44	\$14.90	\$18.15	\$19,485	\$20,004	\$23,793	\$30,994	\$37,760	#
51-7011	Cabinetmakers and bench carpenters	1,080	19.45	\$17.69	\$36,799	2.32	\$12.72	\$14.65	\$17.04	\$19.87	\$24.21	\$26,455	\$30,468	\$35,439	\$41,331	\$50,362	1.09
51-7021	Furniture finishers	230	20.42	\$18.17	\$37,801	2.59	\$13.47	\$15.55	\$17.76	\$20.68	\$24.12	\$28,013	\$32,349	\$36,933	\$43,012	\$50,162	1.31
51-7041	Sawing machine setters, operators, and tenders, wood	90	23.17	\$14.74	\$30,657	4.58	\$10.35	\$11.77	\$14.13	\$17.38	\$20.06	\$21,529	\$24,486	\$29,387	\$36,145	\$41,730	0.18
51-7042	Woodworking machine setters, operators, and tenders, except sawing	280	35.66	\$16.77	\$34,891	2.14	\$12.54	\$13.83	\$16.47	\$19.59	\$22.47	\$26,085	\$28,762	\$34,251	\$40,757	\$46,742	0.35
51-8012	Power distributors and dispatchers	#	#	\$40.46	\$84,150	4.73	\$28.14	\$33.69	\$42.28	\$46.93	\$50.32	\$58,531	\$70,073	\$87,932	\$97,623	\$104,668	#
51-8013	Power plant operators	170	19.67	\$37.40	\$77,802	3.80	\$26.50	\$30.75	\$39.44	\$44.52	\$47.57	\$55,126	\$63,952	\$82,032	\$92,606	\$98,945	0.48
51-8021	Stationary engineers and boiler operators	#	#	\$27.72	\$57,650	5.49	\$16.32	\$19.64	\$25.70	\$30.95	\$38.47	\$33,954	\$40,857	\$53,454	\$64,385	\$80,008	#
51-8031	Water and wastewater treatment plant and system operators	590	7.89	\$27.78	\$57,788	1.90	\$19.80	\$22.81	\$27.64	\$32.64	\$37.30	\$41,175	\$47,441	\$57,489	\$67,887	\$77,583	0.49
51-8091	Chemical plant and system operators	30	44.75	\$18.38	\$38,229	5.05	\$12.32	\$13.91	\$16.59	\$19.87	\$30.10	\$25,635	\$28,926	\$34,511	\$41,321	\$62,605	#
51-8092	Gas plant operators	210	18.89	\$35.16	\$73,130	1.68	\$26.56	\$29.54	\$34.22	\$38.96	\$47.12	\$55,253	\$61,441	\$71,181	\$81,046	\$98,018	1.37
51-8093	Petroleum pump system operators, refinery operators, and gaugers	290	20.93	\$38.10	\$79,247	5.51	\$26.45	\$31.93	\$40.30	\$44.79	\$47.52	\$55,026	\$66,422	\$83,834	\$93,169	\$98,845	0.74
51-8099	Plant and system operators, all other	570	31.50	\$26.17	\$54,444	6.01	\$13.27	\$18.93	\$27.00	\$31.17	\$38.21	\$27,597	\$39,380	\$56,163	\$64,832	\$79,478	4.59
51-9011	Chemical equipment operators and tenders	370	22.66	\$18.71	\$38,908	4.86	\$12.56	\$14.59	\$17.54	\$21.75	\$27.85	\$26,116	\$30,356	\$36,483	\$45,236	\$57,926	0.46
51-9012	Separating, filtering, clarifying, precipitating, and still machine setters, operators, and tenders	770	39.03	\$17.68	\$36,785	7.38	\$11.48	\$13.17	\$15.84	\$21.75	\$27.70	\$23,874	\$27,388	\$32,945	\$45,246	\$57,616	1.57
51-9021	Crushing, grinding, and polishing machine setters, operators, and tenders	310	21.84	\$18.46	\$38,401	4.58	\$12.81	\$15.17	\$17.56	\$21.53	\$25.18	\$26,639	\$31,557	\$36,517	\$44,781	\$52,372	0.98
51-9022	Grinding and polishing workers, hand	60	41.63	\$13.52	\$28,120	3.99	\$11.24	\$12.25	\$13.26	\$14.27	\$15.61	\$23,369	\$25,488	\$27,586	\$29,679	\$32,462	0.20
51-9023	Mixing and blending machine setters, operators, and tenders	430	21.74	\$17.57	\$36,550	9.42	\$11.67	\$13.12	\$15.31	\$18.67	\$31.24	\$24,264	\$27,286	\$31,839	\$38,828	\$64,979	0.33
51-9031	Cutters and trimmers, hand	80	16.73	\$13.83	\$28,775	2.32	\$9.58	\$10.34	\$12.63	\$16.85	\$19.05	\$19,929	\$21,517	\$26,276	\$35,049	\$39,622	0.67
51-9032	Cutting and slicing machine setters, operators, and tenders	520	25.19	\$16.99	\$35,348	2.47	\$12.49	\$13.91	\$16.31	\$18.91	\$23.78	\$25,988	\$28,931	\$33,932	\$39,338	\$49,460	0.85
51-9041	Extruding, forming, pressing, and compacting machine setters, operators, and tenders	380	11.07	\$17.38	\$36,157	2.14	\$12.52	\$14.29	\$16.67	\$19.25	\$24.05	\$26,049	\$29,727	\$34,667	\$40,041	\$50,030	0.49
51-9051	Furnace, kiln, oven, drier, and kettle operators and tenders	70	4.75	\$20.90	\$43,474	3.35	\$15.01	\$16.60	\$19.12	\$23.73	\$28.86	\$31,211	\$34,532	\$39,763	\$49,363	\$60,039	0.40
51-9061	Inspectors, testers, sorters, samplers, and weighers	2,900	7.44	\$20.69	\$43,044	2.97	\$10.63	\$14.40	\$19.33	\$25.44	\$32.12	\$22,116	\$29,955	\$40,202	\$52,906	\$66,802	0.53
51-9081	Dental laboratory technicians	320	27.42	\$20.86	\$43,397	5.09	\$13.21	\$16.29	\$20.33	\$25.20	\$29.76	\$27,474	\$33,884	\$42,292	\$52,420	\$61,901	0.89
51-9082	Medical appliance technicians	#	#	\$24.13	\$50,183	6.90	\$14.39	\$19.07	\$25.35	\$29.03	\$32.30	\$29,924	\$39,656	\$52,723	\$60,377	\$67,187	#
51-9083	Ophthalmic laboratory technicians	370	38.38	\$18.83	\$39,156	5.27	\$10.60	\$11.98	\$16.28	\$19.56	\$41.06	\$22,040	\$24,908	\$33,871	\$40,695	\$85,404	1.22
51-9111	Packaging and filling machine operators and tenders	2,970	23.62	\$17.54	\$36,486	4.00	\$10.51	\$12.81	\$16.28	\$21.97	\$25.80	\$21,865	\$26,655	\$33,858	\$45,695	\$53,662	0.75
51-9121	Coating, painting, and spraying machine setters, operators, and tenders	600	10.83	\$17.97	\$37,376	6.08	\$11.65	\$13.76	\$16.85	\$21.93	\$27.23	\$24,233	\$28,626	\$35,040	\$45,616	\$56,642	0.68
51-9122	Painters, transportation equipment	550	26.31	\$26.26	\$54,624	20.41	\$10.94	\$13.24	\$16.55	\$24.99	\$38.48	\$22,755	\$27,536	\$34,416	\$51,986	\$80,045	1.03
51-9123	Painting, coating, and decorating workers	#	#	\$16.93	\$35,205	10.18	\$10.85	\$14.63	\$17.08	\$19.04	\$23.61	\$22,571	\$30,421	\$35,525	\$39,594	\$49,116	#
51-9141	Semiconductor processors	#	#	\$18.72	\$38,937	4.30	\$13.98	\$15.86	\$17.95	\$21.15	\$24.73	\$29,068	\$32,986	\$37,343	\$43,983	\$51,441	#
51-9151	Photographic process workers and processing machine operators	160	43.55	\$14.24	\$29,614	5.41	\$10.19	\$11.41	\$13.36	\$15.70	\$19.12	\$21,190	\$23,725	\$27,785	\$32,661	\$39,769	0.69
51-9191	Adhesive bonding machine operators and tenders	#	#	\$16.88	\$35,103	5.33	\$12.66	\$14.01	\$16.35	\$18.25	\$21.08	\$26,331	\$29,137	\$34,009	\$37,964	\$43,837	#
51-9192	Cleaning, washing, and metal pickling equipment operators and tenders	40	40.00	\$18.16	\$37,763	4.99	\$11.49	\$14.64	\$18.21	\$21.72	\$24.20	\$23,889	\$30,447	\$37,878	\$45,171	\$50,329	0.25
51-9193	Cooling and freezing equipment operators and tenders	#	#	\$18.91	\$39,333	17.33	\$12.55	\$13.75	\$16.78	\$25.50	\$28.64	\$26,102	\$28,595	\$34,899	\$53,031	\$59,566	#
51-9195	Molders, shapers, and casters, except metal and plastic	140	26.28	\$18.84	\$39,190	4.77	\$15.57	\$16.45	\$17.92	\$19.44	\$23.87	\$32,381	\$34,216	\$37,276	\$40,445	\$49,648	0.34
51-9196	Paper goods machine setters, operators, and tenders	#	#	\$17.08	\$35,526	6.07	\$11.33	\$13.39	\$16.21	\$20.32	\$24.49	\$23,572	\$27,843	\$33,725	\$42,255	\$50,941	#
51-9198	Helpers--production workers	2,320	9.63	\$13.19	\$27,436	6.56	\$9.43	\$9.64	\$11.72	\$14.71	\$18.30	\$19,619	\$20,047	\$24,371	\$30,607	\$38,065	0.57
51-9199	Production workers, all other	690	14.87	\$18.18	\$37,819	3.96	\$10.71	\$13.34	\$17.53	\$22.45	\$26.85	\$22,272	\$27,740	\$36,452	\$46,704	\$55,842	0.26
53-0000	Transportation and material moving occupations	89,950	3.73	\$21.02	\$43,716	6.14	\$9.93	\$12.32	\$16.84	\$23.05	\$30.90	\$20,665	\$25,627	\$35,020	\$47,946	\$64,277	0.89

Data unavailable

Occupational Code	Occupational Title	Employment Estimate	Employment Percentage Relative Standard Error	Average Hourly Wage	Average Annual Wage	Wage Percentage Relative Standard Error	10th Percentile (Hourly)	25th Percentile (Hourly)	50th Percentile (Hourly)	75th Percentile (Hourly)	90th Percentile (Hourly)	10th Percentile (Annual)	25th Percentile (Annual)	50th Percentile (Annual)	75th Percentile (Annual)	90th Percentile (Annual)	Location Quotients
53-1011	Aircraft cargo handling supervisors	260	26.58	\$25.34	\$52,702	3.88	\$15.96	\$18.68	\$22.74	\$30.58	\$40.15	\$33,192	\$38,854	\$47,291	\$63,606	\$83,504	3.07
53-1048	First-line supervisors of transportation and material moving workers, except aircraft cargo handling supervisors	3,250	5.67	\$28.41	\$59,092	1.60	\$16.56	\$19.89	\$27.73	\$34.77	\$41.17	\$34,450	\$41,366	\$57,672	\$72,314	\$85,626	0.81
53-2011	Airline pilots, copilots, and flight engineers	2,930	26.41	#	\$216,305	9.89	#	#	#	#	#	\$119,790	\$154,527	\$199,313			3.45
53-2012	Commercial pilots	490	16.80	#	\$89,319	3.24	#	#	#	#	#	\$51,349	\$66,937	\$84,156	\$108,805	\$137,125	1.26
53-2022	Airfield operations specialists	60	11.89	\$27.53	\$57,259	2.69	\$20.30	\$24.64	\$27.83	\$30.96	\$34.73	\$42,234	\$51,257	\$57,896	\$64,391	\$72,247	0.62
53-2031	Flight attendants	3,770	23.84	#	\$46,081	3.05	#	#	#	#	#	\$27,344	\$34,247	\$46,771	\$55,223	\$65,395	3.13
53-3021	Bus drivers, transit and intercity	1,970	12.53	\$18.96	\$39,435	2.85	\$15.33	\$16.74	\$18.68	\$21.76	\$24.13	\$31,886	\$34,819	\$38,852	\$45,259	\$50,194	1.10
53-3022	Bus drivers, school or special client	3,100	6.86	\$17.22	\$35,813	3.06	\$12.65	\$14.71	\$17.12	\$19.31	\$22.95	\$26,314	\$30,593	\$35,616	\$40,158	\$47,727	0.60
53-3031	Driver/sales workers	#	#	\$17.91	\$37,251	8.95	\$9.44	\$9.65	\$15.54	\$24.23	\$30.77	\$19,630	\$20,070	\$32,328	\$50,399	\$64,003	#
53-3032	Heavy and tractor-trailer truck drivers	12,150	5.95	\$23.53	\$48,942	2.12	\$15.26	\$18.44	\$22.67	\$27.59	\$32.79	\$31,749	\$38,351	\$47,161	\$57,381	\$68,194	0.69
53-3033	Light truck or delivery services drivers	10,480	7.00	\$19.14	\$39,807	4.21	\$10.86	\$13.90	\$17.79	\$23.07	\$30.11	\$22,592	\$28,920	\$37,001	\$47,990	\$62,628	1.18
53-3041	Taxi drivers and chauffeurs	1,250	29.01	\$14.28	\$29,711	4.85	\$9.57	\$11.39	\$14.27	\$16.95	\$18.72	\$19,915	\$23,699	\$29,674	\$35,261	\$38,928	0.62
53-3099	Motor vehicle operators, all other	1,630	13.59	\$13.09	\$27,227	2.88	\$9.48	\$9.95	\$11.57	\$14.20	\$19.35	\$19,723	\$20,703	\$24,055	\$29,539	\$40,257	2.82
53-6021	Parking lot attendants	1,740	11.74	\$11.92	\$24,787	4.43	\$9.31	\$9.41	\$10.50	\$13.11	\$16.83	\$19,360	\$19,577	\$21,844	\$27,275	\$35,010	1.18
53-6031	Automotive and watercraft service attendants	1,100	20.86	\$12.92	\$26,881	3.12	\$9.61	\$10.18	\$11.67	\$15.13	\$18.66	\$19,994	\$21,169	\$24,273	\$31,479	\$38,807	0.91
53-6051	Transportation inspectors	280	22.42	\$41.67	\$86,681	6.40	\$20.57	\$24.62	\$44.70	\$53.63	\$61.63	\$42,796	\$51,215	\$92,970	\$111,558	\$128,182	0.92
53-6099	Transportation workers, all other	1,760	14.19	#	#	#	#	#	#	#	#	#	#	#	#	#	4.52
53-7011	Conveyor operators and tenders	130	12.18	\$17.62	\$36,654	7.35	\$12.10	\$13.74	\$16.66	\$21.79	\$24.36	\$25,160	\$28,583	\$34,663	\$45,320	\$50,670	0.47
53-7021	Crane and tower operators	80	11.61	\$26.56	\$55,250	8.07	\$14.26	\$17.47	\$23.57	\$34.88	\$42.22	\$29,650	\$36,337	\$49,025	\$72,554	\$87,817	0.17
53-7032	Excavating and loading machine and dragline operators	230	21.33	\$24.03	\$49,974	2.78	\$18.67	\$21.04	\$23.79	\$27.48	\$30.18	\$38,833	\$43,769	\$49,473	\$57,163	\$62,772	0.50
53-7051	Industrial truck and tractor operators	7,190	7.01	\$17.20	\$35,766	2.47	\$10.82	\$13.28	\$16.64	\$20.41	\$24.63	\$22,505	\$27,620	\$34,613	\$42,459	\$51,236	1.25
53-7061	Cleaners of vehicles and equipment	4,410	13.70	\$12.05	\$25,066	2.43	\$9.47	\$9.80	\$11.24	\$13.45	\$16.30	\$19,700	\$20,378	\$23,381	\$27,967	\$33,897	1.17
53-7062	Laborers and freight, stock, and material movers, hand	20,900	7.10	\$14.73	\$30,635	1.45	\$9.94	\$11.37	\$14.03	\$17.42	\$20.21	\$20,681	\$23,644	\$29,192	\$36,227.00	\$42,027.00	0.76
53-7063	Machine feeders and offbearers	290	9.32	\$13.33	\$27,721	4.24	\$9.85	\$11.02	\$12.96	\$15.26	\$17.73	\$20,487	\$22,913	\$26,967	\$31,737	\$36,872	0.39
53-7064	Packers and packagers, hand	4,090	9.90	\$12.46	\$25,908	3.20	\$9.47	\$9.72	\$11.12	\$13.78	\$17.99	\$19,695	\$20,214	\$23,122	\$28,666	\$37,416	0.58
53-7073	Wellhead pumpers	190	15.87	\$32.35	\$67,281	3.41	\$24.90	\$27.90	\$32.39	\$36.62	\$39.49	\$51,790	\$58,027	\$67,376	\$76,163	\$82,147	1.65
53-7081	Refuse and recyclable material collectors	930	36.83	\$18.77	\$39,036	7.73	\$10.17	\$15.51	\$19.03	\$22.85	\$26.26	\$21,161	\$32,254	\$39,579	\$47,533	\$54,625	0.80
53-7121	Tank car, truck, and ship loaders	60	33.00	\$21.57	\$44,858	3.89	\$16.66	\$19.87	\$21.92	\$23.98	\$27.65	\$34,661	\$41,321	\$45,595	\$49,869	\$57,506	0.53
53-7199	Material moving workers, all other	#	#	\$18.60	\$38,695	5.76	\$15.08	\$16.26	\$18.16	\$20.86	\$23.58	\$31,366	\$33,829	\$37,762	\$43,389	\$49,044	#

Data unavailable

Occupational Code	Occupational Title	Employment Estimate	Employment Percentage Relative Standard Error	Average Hourly Wage	Average Annual Wage	Wage Percentage Relative Standard Error	10th Percentile (Hourly)	25th Percentile (Hourly)	50th Percentile (Hourly)	75th Percentile (Hourly)	90th Percentile (Hourly)	10th Percentile (Annual)	25th Percentile (Annual)	50th Percentile (Annual)	75th Percentile (Annual)	90th Percentile (Annual)	Location Quotients
00-0000	Total all occupations	154,510	1.34	\$24.01	\$49,949	2.06	\$9.75	\$12.31	\$18.48	\$29.21	\$44.68	\$20,278	\$25,612	\$38,430	\$60,751	\$92,929	1.00
11-0000	Management occupations	5,930	3.68	\$55.36	\$115,150	2.28	\$23.14	\$33.27	\$48.98	\$68.01	\$95.84	\$48,141	\$69,203	\$101,869	\$141,451	\$199,352	0.75
11-1011	Chief executives	30	23.41	\$105.88	\$220,224	13.69	\$43.20	\$48.15	#	#	#	\$89,853	\$100,146	#	#	#	#
11-1021	General and operations managers	2,130	6.39	\$50.84	\$105,745	3.18	\$15.43	\$26.90	\$40.88	\$65.72	\$98	\$32,097	\$55,962	\$85,035	\$136,708	\$203,112	0.89
11-2011	Advertising and promotions managers	10	27.25	\$52.00	\$108,161	17.86	\$15.28	\$26.79	\$59.79	\$73.94	\$83	\$31,772	\$55,719	\$124,373	\$153,790	\$172,670	#
11-2021	Marketing managers	150	11.69	\$78.40	\$163,082	4.39	\$42.79	\$54.14	\$73.95	\$95	#	\$89,001	\$112,612	\$153,826	\$198,466	#	0.62
11-2022	Sales managers	210	17.89	\$86.62	\$180,171	10.44	\$35.74	\$49.09	\$71.37	#	#	\$74,340	\$102,117	\$148,458	#	#	0.52
11-2031	Public relations and fundraising managers	50	9.53	\$65.00	\$135,192	6.20	\$39.47	\$46.70	\$60.75	\$75.11	\$94.94	\$82,096	\$97,131	\$126,367	\$156,231	\$197,478	0.72
11-3011	Administrative services managers	140	5.29	\$53.93	\$112,172	4.59	\$32.42	\$37.86	\$48.17	\$59.04	\$78.08	\$67,442	\$78,742	\$100,193	\$122,806	\$162,399	0.46
11-3021	Computer and information systems managers	260	7.93	\$72.67	\$151,161	4.64	\$41.88	\$53.36	\$65.82	\$83.50	#	\$87,102	\$110,978	\$136,896	\$173,684	#	0.66
11-3031	Financial managers	240	11.24	\$66.21	\$137,717	5.15	\$27.87	\$43.23	\$58.38	\$82.20	#	\$57,969	\$89,911	\$121,424	\$170,978	#	0.38
11-3051	Industrial production managers	70	8.68	\$58.41	\$121,487	3.49	\$38.13	\$44.92	\$56.08	\$69.90	\$87.23	\$79,310	\$93,431	\$116,646	\$145,389	\$181,447	0.38
11-3061	Purchasing managers	40	18.12	\$63.73	\$132,558	5.21	\$38.05	\$48.45	\$61.15	\$76.62	\$90.72	\$79,140	\$100,771	\$127,189	\$159,372	\$188,705	0.56
11-3071	Transportation, storage, and distribution managers	50	9.78	\$57.01	\$118,583	4.39	\$38.05	\$46.25	\$54.54	\$63.28	\$79.57	\$79,135	\$96,194	\$113,440	\$131,620	\$165,508	0.36
11-3121	Human resources managers	90	10.74	\$60.89	\$126,641	4.18	\$38.87	\$46.77	\$57.08	\$72.67	\$85.87	\$80,843	\$97,284	\$118,723	\$151,164	\$178,617	0.59
11-3131	Training and development managers	10	28.22	#	#	#	#	#	#	#	#	#	#	#	#	#	#
11-9021	Construction managers	500	19.70	\$44.38	\$92,318	7.71	\$28.24	\$33.08	\$38.77	\$48.69	\$65.48	\$58,746	\$68,797	\$80,644	\$101,283	\$136,188	1.76
11-9031	Education administrators, preschool and childcare center/program	60	17.58	\$21.45	\$44,620	6.16	\$16.05	\$17.25	\$19.40	\$24.66	\$28.99	\$33,389	\$35,880	\$40,349	\$51,289	\$60,309	1.16
11-9032	Education administrators, elementary and secondary school	220	1.16	#	\$94,089	1.92	#	#	#	#	#	\$67,200	\$77,965	\$94,267	\$111,245	\$128,179	0.81
11-9039	Education administrators, all other	20	10.91	\$44.18	\$91,891	3.48	\$25.04	\$31.83	\$46.18	\$56.40	\$63.01	\$52,091	\$66,215	\$96,065	\$117,308	\$131,051	#
11-9041	Architectural and engineering managers	170	9.36	\$74.38	\$154,710	6.73	\$47.71	\$56.24	\$69.73	\$86.68	#	\$99,237	\$116,988	\$145,030	\$180,289	#	0.87
11-9051	Food service managers	70	30.53	\$32.43	\$67,462	9.48	\$14.18	\$22.81	\$33.32	\$41.81	\$50.11	\$29,494	\$47,442	\$69,308	\$86,958	\$104,234	0.32
11-9111	Medical and health services managers	390	10.97	\$52.97	\$110,178	3.57	\$32.79	\$40.39	\$50.82	\$62.33	\$74.44	\$68,198	\$84,006	\$105,698	\$129,638	\$154,837	1.04
11-9121	Natural sciences managers	220	15.03	\$62.71	\$130,438	4.98	\$44.70	\$51.94	\$58.95	\$68.85	\$77.84	\$92,970	\$108,036	\$122,608	\$143,204	\$161,906	3.65
11-9141	Property, real estate, and community association managers	120	45.19	\$34.10	\$70,934	16.80	\$15.68	\$18.37	\$25.21	\$37.33	\$68.82	\$32,621	\$38,213	\$52,439	\$77,648	\$143,141	0.61
11-9151	Social and community service managers	70	12.72	\$31.00	\$64,475	6.57	\$15.48	\$17.64	\$26.67	\$44.24	\$56.28	\$32,189	\$36,681	\$55,464	\$92,019	\$117,068	0.44
11-9199	Managers, all other	300	9.91	\$62.40	\$129,801	2.88	\$36.42	\$49.47	\$59.44	\$70.60	\$89.78	\$75,744	\$102,895	\$123,642	\$146,858	\$186,747	0.65
13-0000	Business and financial operations occupations	8,520	3.30	\$32.97	\$68,569	1.94	\$16.09	\$21.98	\$30.07	\$40.34	\$52.77	\$33,462	\$45,710	\$62,537	\$83,901	\$109,763	1.05
13-1020	Buyers and purchasing agents	580	15.58	\$30.31	\$63,054	3.25	\$15.61	\$21.66	\$28.72	\$37.41	\$48.60	\$32,460	\$45,044	\$59,742	\$77,805	\$101,081	1.29
13-1041	Compliance officers, except agriculture, construction, health and safety, and transportation	250	8.57	\$31.43	\$65,371	3.51	\$17.11	\$21.33	\$27.33	\$37.52	\$52.14	\$35,585	\$44,364	\$56,840	\$78,038	\$108,455	0.80
13-1051	Cost estimators	290	14.56	\$30.31	\$63,038	2.70	\$18.07	\$23.83	\$29.14	\$36.75	\$45.68	\$37,580	\$49,574	\$60,607	\$76,444	\$95,007	1.29
13-1071	Human resources specialists	500	6.49	\$30.49	\$63,413	2.26	\$16.74	\$21.36	\$28.39	\$37.51	\$48.79	\$34,813	\$44,431	\$59,061	\$78,012	\$101,485	0.83
13-1075	Labor relations specialists	20	15.77	#	#	#	#	#	#	#	#	#	#	#	#	#	#
13-1081	Logisticians	200	6.81	\$40.66	\$84,582	6.26	\$21.02	\$26.37	\$34.93	\$48.70	\$72.72	\$43,719	\$54,841	\$72,648	\$101,301	\$151,255	1.17
13-1111	Management analysts	440	12.57	\$48.21	\$100,269	11.13	\$24.02	\$34.49	\$44.35	\$53.64	\$63.71	\$49,967	\$71,747	\$92,249	\$111,561	\$132,514	0.61
13-1121	Meeting, convention, and event planners	200	14.74	\$26.07	\$54,218	5.39	\$13.58	\$17.33	\$24.17	\$33.84	\$42.30	\$28,255	\$36,049	\$50,279	\$70,383	\$87,985	1.77
13-1131	Fundraisers	170	28.80	\$23.28	\$48,424	7.13	\$12.94	\$15.19	\$23.09	\$29.36	\$35.58	\$26,921	\$31,603	\$48,022	\$61,079	\$74,013	2.10
13-1141	Compensation, benefits, and job analysis specialists	40	13.08	\$34.49	\$71,749	6.75	\$20.44	\$25.99	\$30.22	\$37.75	\$65.27	\$42,518	\$54,055	\$62,863	\$78,522	\$135,766	0.47
13-1151	Training and development specialists	250	12.50	\$28.24	\$58,731	4.63	\$9.67	\$19.64	\$27.80	\$36.26	\$45.85	\$20,114	\$40,854	\$57,815	\$75,413	\$95,378	0.83
13-1161	Market research analysts and marketing specialists	1,010	8.84	\$30.05	\$62,511	6.00	\$12.72	\$16.77	\$26.04	\$39.24	\$56.79	\$26,463	\$34,885	\$54,167	\$81,618	\$118,127	1.57
13-1199	Business operations specialists, all other	2,150	5.51	\$35.33	\$73,481	2.47	\$19.39	\$23.98	\$32.89	\$42.71	\$54.76	\$40,324	\$49,880	\$68,420	\$88,842	\$113,899	1.98
13-2011	Accountants and auditors	1,330	6.03	\$33.05	\$68,737	2.04	\$20.17	\$23.85	\$30.25	\$38.18	\$51.42	\$41,957	\$49,598	\$62,916	\$79,416	\$106,950	0.99
13-2031	Budget analysts	50	14.83	\$37.88	\$78,782	2.78	\$26.93	\$31.10	\$37.58	\$44.58	\$49.47	\$56,019	\$64,697	\$78,176	\$92,736	\$102,893	0.89
13-2041	Credit analysts	60	30.28	\$31.41	\$65,335	10.46	\$17.00	\$19.41	\$31.60	\$37.31	\$48.56	\$35,360	\$40,383	\$65,728	\$77,611	\$101,013	0.74
13-2051	Financial analysts	220	24.89	\$32.29	\$67,164	6.56	\$16.54	\$20.57	\$29.08	\$40.06	\$52.70	\$34,402	\$42,784	\$60,493	\$83,317	\$109,621	0.68
13-2052	Personal financial advisors	160	31.68	\$39.34	\$81,822	11.50	\$25.90	\$28.06	\$31.59	\$44.45	\$60.75	\$53,872	\$58,355	\$65,712	\$92,452	\$105,562	0.75
13-2072	Loan officers	120	20.95	\$33.30	\$69,262	9.36	\$16.30	\$21.67	\$32.10	\$39.73	\$47.36	\$33,894	\$45,072	\$66,763	\$82,635	\$98,518	0.36
13-2081	Tax examiners and collectors, and revenue agents	20	0.00	\$36.42	\$75,755.00	\$2.12	\$21.91	\$30.83	\$35.06	\$46.35	\$52.14	\$45,582.00	\$64,122.00	\$72,924.00	\$96,411.00	\$108,452.00	#
13-2082	Tax preparers	60	30.12	\$15.96	\$33,202	15.91	\$10.19	\$11.13	\$13.02	\$18.46	\$28.47	\$21,201	\$23,151	\$27,085	\$38,394	\$59,223	0.85
13-2099	Financial specialists, all other	70	17.37	\$37.85	\$78,735	6.36	\$20.06	\$25.35	\$36.16	\$49.96	\$58.18	\$41,725	\$52,719	\$75,207	\$103,918	\$121,009	0.50

Data unavailable

Occupational Code	Occupational Title	Employment Estimate	Employment Percentage Relative Standard Error	Average Hourly Wage	Average Annual Wage	Wage Percentage Relative Standard Error	10th Percentile (Hourly)	25th Percentile (Hourly)	50th Percentile (Hourly)	75th Percentile (Hourly)	90th Percentile (Hourly)	10th Percentile (Annual)	25th Percentile (Annual)	50th Percentile (Annual)	75th Percentile (Annual)	90th Percentile (Annual)	Location Quotients
15-0000	Computer and mathematical occupations	5,020	4.68	\$43.76	\$91,030	3.04	\$22.30	\$31.21	\$42.76	\$54.28	\$64.64	\$46,391	\$64,915	\$88,940	\$112,911	\$134,442	1.09
15-1111	Computer and information research scientists	30	16.65	\$56.55	\$117,619	7.09	\$32.11	\$39.44	\$50.65	\$74.94	\$90.64	\$66,786	\$82,030	\$105,355	\$155,879	\$188,527	#
15-1121	Computer systems analysts	260	9.29	\$43.84	\$91,180	2.02	\$30.10	\$35.43	\$42.69	\$48.84	\$63.35	\$62,599	\$73,688	\$88,796	\$101,579	\$131,764	0.41
15-1131	Computer programmers	190	32.36	\$46.43	\$96,570	4.48	\$29.01	\$35.92	\$44.02	\$53.36	\$80.43	\$60,347	\$74,715	\$91,563	\$110,994	\$167,301	0.69
15-1132	Software developers, applications	890	13.05	\$48.10	\$100,051	1.84	\$32.92	\$39.49	\$47.23	\$57.27	\$65.22	\$68,479	\$82,140	\$98,229	\$119,125	\$135,653	0.97
15-1134	Web developers	170	19.07	\$31.95	\$66,447	6.80	\$18.24	\$22.14	\$27.99	\$41.14	\$54.90	\$37,943	\$46,059	\$58,229	\$85,578	\$114,183	1.24
15-1141	Database administrators	100	19.24	\$41.97	\$87,290	3.82	\$26.37	\$33.67	\$43.52	\$48.99	\$57.00	\$54,842	\$70,024	\$90,525	\$101,898	\$118,564	0.78
15-1142	Network and computer systems administrators	440	8.01	\$37.51	\$78,029	1.95	\$24.18	\$31.01	\$37.45	\$45.29	\$50.60	\$50,295	\$64,503	\$77,892	\$94,210	\$105,258	1.08
15-1143	Computer network architects	170	19.01	\$46.34	\$96,395	4.13	\$27.50	\$32.76	\$44.85	\$58.25	\$71.16	\$57,202	\$68,145	\$93,294	\$121,161	\$148,020	0.98
15-1151	Computer user support specialists	720	10.97	\$27.53	\$57,265	5.55	\$15.32	\$19.87	\$25.90	\$32.07	\$43.93	\$31,873	\$41,336	\$53,877	\$66,714	\$91,379	1.09
15-1152	Computer network support specialists	190	19.03	\$31.12	\$64,731	3.69	\$18.02	\$22.77	\$29.83	\$36.47	\$44.56	\$37,487	\$47,353	\$62,055	\$75,853	\$92,694	0.95
15-1199	Computer occupations, all other	790	8.80	\$42.86	\$89,142	4.71	\$20.74	\$32.11	\$43.85	\$53.63	\$63.39	\$43,143	\$66,785	\$91,215	\$111,557	\$131,850	2.32
15-2041	Statisticians	50	11.76	\$43.65	\$90,782	3.04	\$27.84	\$33.01	\$42.12	\$53.27	\$63.38	\$57,917	\$68,668	\$87,609	\$110,806	\$131,835	1.36
17-0000	Architecture and engineering occupations	4,670	3.96	\$40.90	\$85,073	2.36	\$20.25	\$27.77	\$37.20	\$49.95	\$67.49	\$42,112	\$57,767	\$77,379	\$103,886	\$140,372	1.71
17-1011	Architects, except landscape and naval	180	28.72	\$28.84	\$59,981	8.89	\$13.69	\$20.36	\$30.71	\$35.53	\$38.49	\$28,479	\$42,358	\$63,867	\$73,910	\$80,057	1.64
17-1012	Landscape architects	#	#	\$31.83	\$66,204	5.14	\$19.68	\$23.13	\$32.45	\$39.63	\$45.99	\$40,940	\$48,110	\$67,500	\$82,432	\$95,658	#
17-1021	Cartographers and photogrammetrists	40	14.85	\$34.11	\$70,941	1.80	\$25.37	\$28.71	\$33.39	\$37.58	\$46.88	\$52,766	\$59,712	\$69,461	\$78,177	\$97,501	3.60
17-1022	Surveyors	80	28.72	\$31.56	\$65,654	8.36	\$18.85	\$24.75	\$29.05	\$39.42	\$47.10	\$39,214	\$51,488	\$60,427	\$82,003	\$97,975	1.75
17-2011	Aerospace engineers	30	22.33	\$36.01	\$74,898	12.64	\$15.09	\$20.98	\$30.90	\$49.29	\$71.08	\$31,382	\$43,639	\$64,276	\$102,525	\$147,850	0.42
17-2041	Chemical engineers	20	10.80	\$43.26	\$89,979	3.75	\$28.59	\$35.40	\$44.19	\$51.43	\$58.59	\$59,477	\$73,628	\$91,919	\$106,977	\$121,862	#
17-2051	Civil engineers	700	14.30	\$39.51	\$82,175	7.19	\$25.59	\$28.16	\$34.06	\$43.82	\$58.11	\$53,217	\$58,576	\$70,835	\$91,155	\$120,863	2.17
17-2061	Computer hardware engineers	450	13.27	\$62.06	\$129,091	2.79	\$40.31	\$51.69	\$63.10	\$74.47	\$82.10	\$83,848	\$107,508	\$131,238	\$154,898	\$170,771	6.23
17-2071	Electrical engineers	380	18.15	\$49.57	\$103,111	4.20	\$31.87	\$38.64	\$47.33	\$58.15	\$75	\$66,284	\$80,367	\$98,451	\$120,949	\$155,257	1.90
17-2081	Environmental engineers	160	25.46	\$52.02	\$108,212	10.04	\$26.54	\$30.84	\$46.45	\$67.55	\$85.08	\$55,196	\$64,154	\$96,609	\$140,494	\$176,964	2.80
17-2111	Health and safety engineers, except mining safety engineers and inspectors	60	3.20	\$38.97	\$81,064	3.12	\$30.49	\$33.20	\$37.53	\$44.91	\$49.69	\$63,422	\$69,052	\$78,069	\$93,413	\$103,346	2.27
17-2112	Industrial engineers	360	4.38	\$52.13	\$108,422	3.78	\$32.15	\$41.84	\$51.43	\$61.59	\$75	\$66,863	\$87,030	\$106,975	\$128,106	\$155,464	1.23
17-2131	Materials engineers	#	#	\$37.54	\$78,084	2.94	\$26.96	\$32.39	\$37.00	\$44.70	\$53.34	\$56,067	\$67,367	\$76,965	\$92,980	\$110,945	#
17-2141	Mechanical engineers	400	10.28	\$43.25	\$89,951	4.30	\$25.77	\$31.80	\$40.15	\$49.02	\$65.56	\$53,598	\$66,149	\$83,513	\$101,963	\$136,374	1.26
17-2199	Engineers, all other	110	9.44	\$44.09	\$91,707	2.34	\$28.15	\$35.71	\$44.28	\$53.41	\$62.00	\$58,554	\$74,274	\$92,106	\$111,087	\$128,959	0.80
17-3011	Architectural and civil drafters	190	22.09	\$24.31	\$50,563	7.19	\$15.98	\$18.34	\$21.86	\$28.11	\$40.03	\$33,245	\$38,150	\$45,461	\$58,468	\$83,257	1.80
17-3012	Electrical and electronics drafters	50	27.06	\$32.60	\$67,806	6.40	\$20.74	\$25.16	\$30.32	\$37.49	\$45.64	\$43,132	\$52,325	\$63,066	\$77,985	\$94,923	1.78
17-3013	Mechanical drafters	120	21.22	\$33.23	\$69,125	5.57	\$24.61	\$26.85	\$30.79	\$37.21	\$49.64	\$51,196	\$55,840	\$64,036	\$77,394	\$103,255	1.87
17-3019	Drafters, all other	20	37.76	\$19.01	\$39,550	4.62	\$13.28	\$15.38	\$17.67	\$22.39	\$28.47	\$27,628	\$32,000	\$36,764	\$46,577	\$59,217	#
17-3022	Civil engineering technicians	70	29.79	\$24.08	\$50,095	5.63	\$16.30	\$18.77	\$24.18	\$28.85	\$32.64	\$33,914	\$39,036	\$50,293	\$60,004	\$67,888	0.93
17-3023	Electrical and electronics engineering technicians	150	11.24	\$32.83	\$68,285	1.87	\$23.00	\$26.85	\$32.24	\$38.91	\$45.34	\$47,845	\$55,851	\$67,058	\$80,943	\$94,312	1.11
17-3025	Environmental engineering technicians	30	19.87	\$28.13	\$58,507	7.49	\$15.94	\$18.91	\$23.79	\$35.40	\$43.78	\$33,157	\$39,334	\$49,478	\$73,639	\$91,071	1.80
17-3026	Industrial engineering technicians	390	4.73	\$27.60	\$57,400	2.66	\$16.82	\$19.72	\$27.15	\$34.63	\$39.01	\$34,982	\$41,018	\$56,469	\$72,029	\$81,138	5.57
17-3027	Mechanical engineering technicians	40	20.13	\$27.21	\$56,594	7.32	\$16.39	\$20.26	\$26.25	\$32.46	\$42.89	\$34,094	\$42,148	\$54,602	\$67,526	\$89,203	0.75
17-3029	Engineering technicians, except drafters, all other	50	24.59	\$29.66	\$61,696	4.43	\$13.90	\$21.36	\$28.77	\$40.10	\$45.69	\$28,902	\$44,426	\$59,833	\$83,408	\$95,043	0.66
17-3031	Surveying and mapping technicians	40	19.74	\$21.95	\$45,659	9.09	\$14.06	\$16.16	\$20.65	\$27.54	\$32.80	\$29,251	\$33,620	\$42,947	\$57,284	\$68,215	0.70
19-0000	Life, physical, and social science occupations	3,640	4.82	\$32.97	\$68,578	3.25	\$17.10	\$22.12	\$29.45	\$40.31	\$53.64	\$35,578	\$46,014	\$61,253	\$83,849	\$111,570	2.93
19-1011	Animal scientists	10	15.31	\$27.29	\$56,763	4.38	\$17.60	\$20.56	\$27.90	\$34.50	\$36.98	\$36,612	\$42,772	\$58,030	\$71,751	\$76,926	#
19-1012	Food scientists and technologists	30	16.21	\$28.53	\$59,338	5.60	\$20.31	\$22.55	\$26.74	\$30.65	\$37.18	\$42,239	\$46,912	\$55,615	\$63,749	\$77,331	1.86
19-1013	Soil and plant scientists	160	0.43	\$26.01	\$54,110	2.96	\$16.06	\$19.74	\$24.50	\$30.33	\$38.67	\$33,413	\$41,067	\$50,952	\$63,082	\$80,441	10.24
19-1021	Biochemists and biophysicists	80	4.27	#	#	#	#	#	#	#	#	#	#	#	#	#	2.58
19-1022	Microbiologists	200	2.27	\$29.25	\$60,848.00	\$9.63	\$17.24	\$20.82	\$26.46	\$33.46	\$44.69	\$35,865.00	\$43,298.00	\$55,027.00	\$69,587.00	\$92,965.00	8.36
19-1023	Zoologists and wildlife biologists	120	5.63	\$41.95	\$87,253	7.07	\$27.94	\$30.29	\$35.55	\$46.59	\$61.63	\$58,121	\$63,003	\$73,936	\$96,900	\$128,190	6.00
19-1029	Biological scientists, all other	180	4.49	\$34.47	\$71,697	1.99	\$18.20	\$24.38	\$32.41	\$40.76	\$48.86	\$37,858	\$50,701	\$67,406	\$84,786	\$101,636	4.34
19-1031	Conservation scientists	690	5.89	\$33.22	\$69,094	1.79	\$20.63	\$25.03	\$29.64	\$38.77	\$51.77	\$42,910	\$52,057	\$61,661	\$80,648	\$107,675	28.78
19-1032	Foresters	80	0.00	\$28.51	\$59,302	2.18	\$19.95	\$21.97	\$27.07	\$33.34	\$37.92	\$41,490	\$45,696	\$56,299	\$69,338	\$78,882	8.84
19-2021	Atmospheric and space scientists	#	#	\$48.30	\$100,472	3.81	\$29.15	\$35.28	\$45.61	\$59.43	\$72.97	\$60,633	\$73,378	\$94,864	\$123,613	\$151,769	#
19-2031	Chemists	240	14.48	\$39.55	\$82,266	4.85	\$18.26	\$26.08	\$38.53	\$48.92	\$64.14	\$37,979	\$54,245	\$80,148	\$101,762	\$133,402	2.60

Data unavailable

Occupational Code	Occupational Title	Employment Estimate	Employment Percentage Relative Standard Error	Average Hourly Wage	Average Annual Wage	Wage Percentage Relative Standard Error	10th Percentile (Hourly)	25th Percentile (Hourly)	50th Percentile (Hourly)	75th Percentile (Hourly)	90th Percentile (Hourly)	10th Percentile (Annual)	25th Percentile (Annual)	50th Percentile (Annual)	75th Percentile (Annual)	90th Percentile (Annual)	Location Quotients
19-2041	Environmental scientists and specialists, including health	150	30.42	\$32.97	\$68,569	5.39	\$18.89	\$25.26	\$30.92	\$42.54	\$47.41	\$39,282	\$52,534	\$64,303	\$88,486	\$98,605	1.71
19-2042	Geoscientists, except hydrologists and geographers	80	36.14	\$29.76	\$61,911	12.38	\$14.24	\$21.50	\$27.42	\$32.58	\$44.83	\$29,619	\$44,723	\$57,025	\$67,771	\$93,255	2.52
19-2043	Hydrologists	30	13.76	\$43.28	\$90,018	2.98	\$32.82	\$36.48	\$46.35	\$50.65	\$55.12	\$68,257	\$75,889	\$96,410	\$105,353	\$114,655	#
19-3031	Clinical, counseling, and school psychologists	150	17.70	\$36.53	\$75,976	4.53	\$20.72	\$28.63	\$37.78	\$45.00	\$49.75	\$43,100	\$59,551	\$78,576	\$93,610	\$103,489	1.31
19-3051	Urban and regional planners	70	1.83	\$33.95	\$70,625	1.94	\$23.37	\$27.95	\$33.41	\$38.27	\$46.53	\$48,608	\$58,139	\$69,492	\$79,605	\$96,786	1.84
19-3091	Anthropologists and archeologists	#	#	\$31.17	\$64,827	7.17	\$20.46	\$22.96	\$31.10	\$37.43	\$45.10	\$42,555	\$47,758	\$64,697	\$77,853	\$93,812	#
19-3099	Social scientists and related workers, all other	30	0.00	\$32.62	\$67,851	2.22	\$16.75	\$22.31	\$31.36	\$39.63	\$42.00	\$34,848	\$46,415	\$65,220	\$82,435	\$87,353	#
19-4021	Biological technicians	270	5.03	\$20.61	\$42,859	3.11	\$12.48	\$15.41	\$20.01	\$24.24	\$29.72	\$25,960	\$32,043	\$41,620	\$50,426	\$61,825	3.29
19-4031	Chemical technicians	30	4.10	\$24.91	\$51,821	3.52	\$14.93	\$19.28	\$25.34	\$29.50	\$34.66	\$31,048	\$40,094	\$52,709	\$61,354	\$72,090	#
19-4092	Forensic science technicians	10	0.00	\$31.41	\$65,326	2.55	\$25.11	\$26.92	\$29.94	\$35.52	\$41.95	\$52,232	\$55,997	\$62,270	\$73,887	\$87,261	#
19-4093	Forest and conservation technicians	130	9.64	\$20.60	\$42,851	7.92	\$14.89	\$15.28	\$17.11	\$24.72	\$30.04	\$30,961	\$31,793	\$35,582	\$51,427	\$62,484	4.05
21-0000	Community and social services occupations	2,000	7.21	\$24.60	\$51,165	6.10	\$13.66	\$16.89	\$22.41	\$28.39	\$35.35	\$28,423	\$35,136	\$46,603	\$59,046	\$73,528	0.88
21-1012	Educational, guidance, school, and vocational counselors	320	4.43	\$25.54	\$53,125	1.84	\$18.37	\$21.17	\$24.75	\$29.71	\$35.17	\$38,220	\$44,031	\$51,485	\$61,792	\$73,151	1.10
21-1018	Substance abuse, behavioral disorder, and mental health counselors	360	20.72	\$23.64	\$49,179	3.55	\$13.89	\$17.26	\$23.27	\$29.10	\$35.56	\$28,891	\$35,903	\$48,407	\$60,522	\$73,972	1.38
21-1019	Counselors, all other	#	#	\$27.20	\$56,579	12.08	\$19.71	\$21.16	\$23.57	\$31.97	\$42.82	\$41,005	\$44,013	\$49,026	\$66,505	\$89,065	#
21-1021	Child, family, and school social workers	460	14.62	\$19.82	\$41,216	5.56	\$13.06	\$14.66	\$18.47	\$23.30	\$28.85	\$27,157	\$30,484	\$38,411	\$48,461	\$60,007	1.39
21-1022	Healthcare social workers	130	12.16	\$27.07	\$56,314	4.47	\$16.89	\$20.54	\$27.46	\$31.52	\$37.27	\$35,128	\$42,719	\$57,111	\$65,565	\$77,514	0.70
21-1029	Social workers, all other	70	14.59	\$21.55	\$44,815	10.67	\$12.31	\$14.65	\$18.62	\$29.15	\$34.50	\$25,601	\$30,469	\$38,738	\$60,629	\$71,758	1.14
21-1091	Health educators	30	3.88	\$32.88	\$68,394	7.87	\$20.96	\$22.86	\$27.64	\$38.84	\$61.62	\$43,600	\$47,550	\$57,498	\$80,792	\$128,175	#
21-1093	Social and human service assistants	#	#	\$16.78	\$34,912	6.08	\$12.41	\$13.33	\$15.20	\$18.56	\$24.36	\$25,809	\$27,719	\$31,608	\$38,611	\$50,664	#
21-1094	Community health workers	20	16.56	\$17.38	\$36,142	9.19	\$10.44	\$11.77	\$17.72	\$21.44	\$24.21	\$21,723	\$24,490	\$36,858	\$44,603	\$50,352	#
21-1099	Community and social service specialists, all other	70	15.12	\$26.24	\$54,569	3.41	\$16.22	\$20.80	\$26.35	\$29.80	\$35.40	\$33,727	\$43,273	\$54,803	\$61,993	\$73,623	0.61
21-2011	Clergy	30	36.86	\$28.88	\$60,077	3.43	\$20.73	\$24.02	\$28.90	\$34.51	\$38.18	\$43,118	\$49,958	\$60,103	\$71,775	\$79,412	0.60
23-0000	Legal occupations	640	11.27	\$48.26	\$100,374	12.27	\$19.68	\$26.12	\$36.24	\$59.10	\$86.71	\$40,925	\$54,338	\$75,380	\$122,936	\$180,348	0.54
23-1011	Lawyers	330	15.29	\$64.55	\$134,266	15.91	\$32.19	\$36.56	\$54.37	\$71.95	#	\$66,964	\$76,049	\$113,095	\$149,650	#	0.49
23-1023	Judges, magistrate judges, and magistrates	20	0.21	\$71.04	\$147,760	4.38	\$66.61	\$66.62	\$74.51	\$77.85	\$77.86	\$138,549	\$138,560	\$154,988	\$161,934	\$161,943	#
23-2011	Paralegals and legal assistants	150	17.72	\$24.21	\$50,367	4.69	\$14.66	\$19.68	\$24.50	\$28.23	\$31.39	\$30,495	\$40,935	\$50,964	\$58,725	\$65,282	0.47
23-2093	Title examiners, abstractors, and searchers	30	40.94	\$27.45	\$57,091	3.04	\$17.42	\$23.20	\$27.72	\$31.92	\$37	\$36,223	\$48,259	\$57,663	\$66,387	\$77,071	0.58
23-2099	Legal support workers, all other	70	12.74	\$28.26	\$58,771	7.14	\$16.82	\$19.65	\$25.89	\$33	\$44	\$34,983	\$40,876	\$53,842	\$69,143	\$91,330	1.42
25-0000	Education, training, and library occupations	9,690	4.12	\$26.10	\$54,293	6.96	\$12.20	\$16.58	\$23.06	\$30.84	\$42.94	\$25,369	\$34,483	\$47,963	\$64,156	\$89,318	1.02
25-1011	Business teachers, postsecondary	200	9.08	#	\$92,641	8.49	#	#	#	#	#	\$41,794	\$50,904	\$74,271	\$136,320	\$166,925	2.14
25-1194	Vocational education teachers, postsecondary	190	31.18	\$21.80	\$45,345	8.76	\$15.62	\$17.05	\$19.59	\$23.37	\$28.41	\$32,491	\$35,473	\$40,745	\$48,607	\$59,097	1.50
25-2011	Preschool teachers, except special education	530	14.00	\$13.79	\$28,674	2.17	\$10.78	\$12.19	\$13.40	\$14.62	\$16.92	\$22,427	\$25,350	\$27,879	\$30,403	\$35,185	1.18
25-2012	Kindergarten teachers, except special education	220	2.56	#	\$49,720	1.88	#	#	#	#	#	\$35,055	\$39,992	\$48,367	\$58,883	\$67,663	1.48
25-2021	Elementary school teachers, except special education	1,540	0.76	#	\$52,285	1.91	#	#	#	#	#	\$35,505	\$42,175	\$51,928	\$62,022	\$72,441	1.01
25-2022	Middle school teachers, except special and career/technical educa	770	3.51	#	\$51,652	2.05	#	#	#	#	#	\$35,765	\$41,789	\$50,721	\$61,101	\$70,739	1.14
25-2023	Career/technical education teachers, middle school	30	0.47	#	\$48,943	2.66	#	#	#	#	#	\$34,310	\$37,944	\$48,295	\$59,104	\$65,032	#
25-2031	Secondary school teachers, except special and career/technical ed	940	0.65	#	\$52,878	2.51	#	#	#	#	#	\$36,306	\$42,742	\$51,963	\$62,409	\$73,389	0.85
25-2032	Career/technical education teachers, secondary school	40	0.29	#	\$50,759	2.68	#	#	#	#	#	\$36,092	\$42,253	\$51,474	\$59,660	\$64,520	0.49
25-2051	Special education teachers, preschool	90	10.45	#	\$52,108	2.50	#	#	#	#	#	\$37,527	\$43,376	\$50,789	\$60,729	\$70,581	2.87
25-2052	Special education teachers, kindergarten and elementary school	120	0.68	#	\$52,198	1.96	#	#	#	#	#	\$35,920	\$41,334	\$48,585	\$59,928	\$73,072	0.61
25-2053	Special education teachers, middle school	80	0.61	#	\$52,321	2.77	#	#	#	#	#	\$36,304	\$42,297	\$50,091	\$62,116	\$74,403	0.85
25-2054	Special education teachers, secondary school	110	0.23	#	\$53,399	2.08	#	#	#	#	#	\$38,925	\$44,190	\$50,861	\$61,847	\$73,277	0.72
25-3021	Self-enrichment education teachers	530	17.42	\$15.13	\$31,464	7.15	\$9.36	\$9.61	\$12.46	\$18.04	\$24.95	\$19,478	\$19,987	\$25,912	\$37,524	\$51,895	2.03
25-3097	Teachers and instructors, all other, except substitute teachers	90	18.26	#	\$45,518	7.13	#	#	#	#	#	\$20,996	\$30,522	\$38,300	\$53,402	\$79,843	0.27
25-4012	Curators	20	24.36	\$25.18	\$52,373	8.29	\$16.77	\$18.62	\$24.72	\$29.85	\$38.67	\$34,877	\$38,737	\$51,407	\$62,088	\$80,434	#
25-4021	Librarians	130	2.64	\$31.86	\$66,265	3.64	\$19.72	\$22.89	\$29.05	\$42.60	\$48.86	\$41,026	\$47,617	\$60,433	\$88,617	\$101,632	0.97

Data unavailable

Occupational Code	Occupational Title	Employment Estimate	Employment Percentage Relative Standard Error	Average Hourly Wage	Average Annual Wage	Wage Percentage Relative Standard Error	10th Percentile (Hourly)	25th Percentile (Hourly)	50th Percentile (Hourly)	75th Percentile (Hourly)	90th Percentile (Hourly)	10th Percentile (Annual)	25th Percentile (Annual)	50th Percentile (Annual)	75th Percentile (Annual)	90th Percentile (Annual)	Location Quotients
25-4031	Library technicians	220	1.13	\$16.28	\$33,867	3.64	\$9.94	\$11.79	\$15.53	\$20.05	\$23.45	\$20,672	\$24,523	\$32,297	\$41,712	\$48,771	2.25
25-9031	Instructional coordinators	90	13.37	\$31.73	\$66,009	3.79	\$20.10	\$24.45	\$30.66	\$38.63	\$47.58	\$41,818	\$50,859	\$63,774	\$80,357	\$98,956	0.50
25-9041	Teacher assistants	1,050	4.68	#	\$26,760	2.66	#	#	#	#	#	\$20,701	\$22,799	\$26,567	\$30,088	\$32,494	0.75
25-9099	Education, training, and library workers, all other	240	3.27	\$24.27	\$50,472	3.16	\$16.75	\$20.03	\$23.26	\$28.24	\$34.16	\$34,847	\$41,671	\$48,386	\$58,735	\$71,048	2.23
27-0000	Arts, design, entertainment, sports, and media occupations	2,370	5.37	\$22.65	\$47,116	5.95	\$9.47	\$11.59	\$19.01	\$27.73	\$38.78	\$19,696	\$24,102	\$39,535	\$57,670	\$80,672	1.14
27-1011	Art directors	40	27.85	\$36.54	\$76,002	8.02	\$26.05	\$28.51	\$34.30	\$42.15	\$49.72	\$54,193	\$59,309	\$71,346	\$87,662	\$103,420	0.92
27-1012	Craft artists	#	#	\$15.21	\$31,633	5.64	\$10.23	\$11.37	\$16.17	\$17.94	\$19.00	\$21,271	\$23,649	\$33,628	\$37,307	\$39,515	#
27-1013	Fine artists, including painters, sculptors, and illustrators	#	#	\$15.21	\$31,639	13.91	\$10.54	\$11.90	\$14.55	\$16.92	\$24.67	\$21,915	\$24,743	\$30,257	\$35,204	\$51,321	#
27-1014	Multimedia artists and animators	20	27.36	\$31.37	\$65,239	10.54	\$18.70	\$23.45	\$29.42	\$39.28	\$46.87	\$38,897	\$48,767	\$61,194	\$81,695	\$97,500	#
27-1021	Commercial and industrial designers	10	37.27	\$34.36	\$71,470	5.25	\$25.18	\$29.58	\$34.28	\$38.48	\$45.99	\$52,368	\$61,524	\$71,307	\$80,037	\$95,660	#
27-1023	Floral designers	#	#	\$17.62	\$36,655	11.44	\$14.10	\$15.70	\$17.54	\$20.26	\$22.74	\$29,337	\$32,654	\$36,474	\$42,139	\$47,302	#
27-1024	Graphic designers	290	9.33	\$25.47	\$52,969	3.25	\$14.53	\$19.38	\$25.10	\$30.25	\$36.89	\$30,217	\$40,301	\$52,203	\$62,919	\$76,736	1.25
27-1025	Interior designers	100	25.96	\$23.27	\$48,395	9.79	\$9.39	\$17.18	\$21.37	\$28.67	\$37.06	\$19,521	\$35,739	\$44,452	\$59,637	\$77,093	1.57
27-1026	Merchandise displayers and window trimmers	150	18.74	\$13.83	\$28,773	6.54	\$9.55	\$10.50	\$12.20	\$16.24	\$20.87	\$19,868	\$21,836	\$25,372	\$33,784	\$43,410	1.14
27-1029	Designers, all other	#	#	\$18.00	\$37,433	7.69	\$15.38	\$16.20	\$17.57	\$19.56	\$22.60	\$31,990	\$33,700	\$36,548	\$40,676	\$46,998	#
27-2012	Producers and directors	#	#	\$24.16	\$50,257	9.62	\$11.02	\$14.61	\$19.16	\$30.78	\$39.66	\$22,913	\$30,388	\$39,855	\$64,032	\$82,497	#
27-2022	Coaches and scouts	430	18.22	#	\$36,359.00	\$9.80	#	#	#	#	#	\$19,520.00	\$19,788.00	\$24,213.00	\$37,486.00	\$50,462.00	1.70
27-2099	Entertainers and performers, sports and related workers, all other	#	#	\$24.15	#	\$3.77	\$9.40	\$12.28	\$23.72	\$32.45	\$42.56	#	#	#	#	#	#
27-3031	Public relations specialists	260	15.79	\$24.28	\$50,501	5.30	\$10.06	\$13.67	\$21.84	\$31.26	\$46.19	\$20,929	\$28,434	\$45,424	\$65,027	\$96,065	1.02
27-3041	Editors	140	19.33	\$26.27	\$54,650.00	7.32	\$10.52	\$16.76	\$25.23	\$34.77	\$41.88	\$21,881.00	\$34,853.00	\$52,469.00	\$72,325.00	\$87,113.00	1.35
27-3042	Technical writers	70	14.12	\$35.32	\$73,461	2.50	\$23.63	\$27.74	\$35.35	\$43.11	\$47.66	\$49,143	\$57,703	\$73,535	\$89,673	\$99,141	1.36
27-3043	Writers and authors	30	19.88	\$31.53	\$65,587	12.26	\$9.38	\$17.06	\$37.07	\$44.91	\$48.73	\$19,503	\$35,479	\$77,106	\$93,407	\$101,366	0.68
27-3091	Interpreters and translators	50	24.28	\$24.62	\$51,204	4.44	\$19.20	\$21.39	\$24.70	\$28.02	\$30.15	\$39,926	\$44,500	\$51,380	\$58,279	\$62,706	0.88
27-4011	Audio and video equipment technicians	50	14.91	\$17.31	\$36,002	4.63	\$10.62	\$12.70	\$18.45	\$21.81	\$23.67	\$22,094	\$26,411	\$38,368	\$45,366	\$49,225	0.58
27-4021	Photographers	40	27.55	\$19.72	\$41,009	18.51	\$10.75	\$13.13	\$17.94	\$26.88	\$29.15	\$22,364	\$27,314	\$37,312	\$55,915	\$60,622	0.84
27-4031	Camera operators, television, video, and motion picture	#	#	\$23.41	\$48,700	7.05	\$11.32	\$20.06	\$25.76	\$28.06	\$29.43	\$23,548	\$41,728	\$53,590	\$58,357	\$61,216	#
27-4099	Media and communication equipment workers, all other	10	0.00	\$36.91	\$76,782	3.34	\$15.70	\$17.95	\$43.86	\$50.66	\$56.62	\$32,665	\$37,335	\$91,228	\$105,372	\$117,765	#
29-0000	Healthcare practitioners and technical occupations	9,440	6.79	\$39.55	\$82,255	3.99	\$16.84	\$24.50	\$32.37	\$42.61	\$68.83	\$35,023	\$50,966	\$67,332	\$88,637	\$143,173	1.02
29-1011	Chiropractors	70	1.80	#	#	#	#	#	#	#	#	#	#	#	#	#	1.92
29-1021	Dentists, general	#	#	\$108.87	\$226,459	16.05	\$81.53	\$87.35	\$97.04	#	#	\$169,573	\$181,696	\$201,839	#	#	#
29-1031	Dietitians and nutritionists	70	14.70	\$28.15	\$58,546	5.27	\$13.99	\$23.49	\$30.72	\$34.94	\$37.60	\$29,106	\$48,862	\$63,896	\$72,679	\$78,208	1.09
29-1041	Optometrists	50	29.30	\$46.28	\$96,269	14.26	\$20.90	\$24.79	\$49	\$64	\$75	\$43,462	\$51,569	\$102,391	\$132,640	\$155,389	1.12
29-1051	Pharmacists	290	11.45	\$58.20	\$121,054	2.05	\$50.34	\$53.89	\$59.24	\$66.38	\$75.02	\$104,700	\$112,094	\$123,222	\$138,076	\$156,050	0.87
29-1062	Family and general practitioners	#	#	\$102.00	\$212,163	13.33	\$55.43	\$70.51	\$92.84	#	#	\$115,299	\$146,655	\$193,101	#	#	#
29-1063	Internists, general	10	32.35	\$125.21	\$260,442	11.74	\$45.55	#	#	#	#	\$94,752	#	#	#	#	#
29-1064	Obstetricians and gynecologists	20	44.23	\$100.33	\$208,697	23.25	\$27.91	\$31.91	#	#	#	\$58,055	\$66,365	#	#	#	#
29-1065	Pediatricians, general	20	31.42	\$103.77	\$215,833	15.23	\$31.55	\$68.99	#	#	#	\$65,632.00	\$143,491.00	#	#	#	#
29-1066	Psychiatrists	#	#	\$125.40	\$260,826	12.84	\$44.69	#	#	#	#	\$92,955	#	#	#	#	#
29-1067	Surgeons	70	20.28	\$119.77	\$249,127	9.73	\$54.37	\$88.29	#	#	#	\$113,080	\$183,642	#	#	#	1.61
29-1069	Physicians and surgeons, all other	170	19.92	\$117.13	\$243,637	9.84	\$73.28	\$88.02	#	#	#	\$152,428	\$183,073	#	#	#	0.44
29-1071	Physician assistants	220	18.73	\$54.89	\$114,162	6.90	\$40.12	\$44.87	\$53	\$66	\$76	\$83,443	\$93,334	\$109,942	\$136,590	\$157,993	1.87
29-1081	Podiatrists	20	42.24	#	#	#	#	#	#	#	#	#	#	#	#	#	#
29-1122	Occupational therapists	190	22.11	\$39.61	\$82,393	1.97	\$30.50	\$33.87	\$38.54	\$44.72	\$48.96	\$63,450	\$70,446	\$80,172	\$93,027	\$101,832	1.38
29-1123	Physical therapists	370	16.35	\$36.74	\$76,422	6.56	\$14.80	\$30.47	\$35.36	\$40.33	\$48.67	\$30,785	\$63,381	\$73,555	\$83,885	\$101,237	1.51
29-1125	Recreational therapists	#	#	\$20.13	\$41,870	3.52	\$14.77	\$16.38	\$18.85	\$24.02	\$28.33	\$30,729	\$34,061	\$39,207	\$49,955	\$58,931	#
29-1126	Respiratory therapists	100	20.90	\$30.36	\$63,146	3.45	\$22.71	\$26.53	\$30.60	\$35.11	\$38.26	\$47,239	\$55,187	\$63,653	\$73,034	\$79,579	0.71
29-1127	Speech-language pathologists	180	27.84	\$36.79	\$76,530	4.12	\$24.31	\$29.21	\$36.60	\$44.89	\$50.16	\$50,572	\$60,747	\$76,123	\$93,379	\$104,334	1.14
29-1129	Therapists, all other	50	46.04	\$28.35	\$58,967	3.53	\$21.65	\$25.57	\$28.11	\$30.69	\$36.52	\$45,036	\$53,188	\$58,476	\$63,837	\$75,962	4.00
29-1131	Veterinarians	270	22.14	\$38.53	\$80,133	10.32	\$17.55	\$25.92	\$34.18	\$45.74	\$66.61	\$36,500	\$53,903	\$71,095	\$95,145	\$138,547	3.57

Data unavailable

Occupational Code	Occupational Title	Employment Estimate	Employment Percentage Relative Standard Error	Average Hourly Wage	Average Annual Wage	Wage Percentage Relative Standard Error	10th Percentile (Hourly)	25th Percentile (Hourly)	50th Percentile (Hourly)	75th Percentile (Hourly)	90th Percentile (Hourly)	10th Percentile (Annual)	25th Percentile (Annual)	50th Percentile (Annual)	75th Percentile (Annual)	90th Percentile (Annual)	Location Quotients
29-1141	Registered nurses	3,360	10.50	\$33.83	\$70,376	2.46	\$25.91	\$28.51	\$32.96	\$38.22	\$44.60	\$53,896	\$59,295	\$68,557	\$79,507	\$92,766	1.07
29-1151	Nurse anesthetists	40	12.98	\$80.11	\$166,637	3.19	\$52.45	\$68.30	\$80.97	\$94.33	#	\$109,105	\$142,062	\$168,420	\$196,200	#	0.77
29-1171	Nurse practitioners	90	19.96	\$44.65	\$92,870	4.52	\$32.33	\$37.11	\$43.87	\$50.00	\$59.15	\$67,246	\$77,189	\$91,241	\$103,997	\$123,037	0.51
29-1199	Health diagnosing and treating practitioners, all other	70	48.79	\$38.92	\$80,947	21.81	\$11.55	\$18.55	\$31.59	\$48.02	\$68.67	\$24,020	\$38,588	\$65,713	\$99,887	\$142,825	1.74
29-2010	Clinical laboratory technologists and technicians	280	17.01	\$28.61	\$59,517	7.29	\$16.90	\$21.12	\$27.78	\$35.82	\$43.39	\$35,160	\$43,937	\$57,782	\$74,514	\$90,249	0.80
29-2021	Dental hygienists	250	18.82	\$37.67	\$78,344	4.29	\$32.15	\$33.95	\$36.95	\$40.96	\$46.62	\$66,869	\$70,616	\$76,860	\$85,203	\$96,965	1.08
29-2032	Diagnostic medical sonographers	60	12.16	\$40.15	\$83,503	2.52	\$31.67	\$34.68	\$39.70	\$45.83	\$49.59	\$65,868	\$72,137	\$82,575	\$95,336	\$103,143	0.77
29-2034	Radiologic technologists and technicians	280	19.40	\$29.74	\$61,849	2.52	\$20.74	\$23.22	\$28.71	\$35.55	\$40.87	\$43,141	\$48,299	\$59,720	\$73,941	\$85,011	1.29
29-2035	Magnetic resonance imaging technologists	30	16.72	\$34.82	\$72,421	2.57	\$27.23	\$31.03	\$34.61	\$38.21	\$44.51	\$56,633	\$64,537	\$71,988	\$79,475	\$92,586	#
29-2041	Emergency medical technicians and paramedics	140	24.61	\$21.08	\$43,838	3.11	\$15.45	\$16.88	\$19.32	\$25.86	\$29.37	\$32,139	\$35,108	\$40,180	\$53,798	\$61,084	0.50
29-2052	Pharmacy technicians	350	12.68	\$16.58	\$34,487	2.13	\$12.32	\$14.47	\$16.71	\$18.59	\$21.44	\$25,629	\$30,106	\$34,752	\$38,677	\$44,587	0.77
29-2053	Psychiatric technicians	#	#	\$13.61	\$28,305	3.69	\$12.09	\$12.61	\$13.47	\$14.33	\$15.79	\$25,156	\$26,230	\$28,020	\$29,810	\$32,843	#
29-2055	Surgical technologists	70	21.33	\$24.45	\$50,863	3.08	\$18.31	\$20.60	\$23.85	\$27.82	\$30.19	\$38,094	\$42,850	\$49,599	\$57,861	\$62,804	0.65
29-2056	Veterinary technologists and technicians	430	13.87	\$17.28	\$35,942	3.66	\$12.89	\$15.41	\$17.10	\$18.79	\$22.32	\$26,813	\$32,051	\$35,566	\$39,094	\$46,419	3.85
29-2057	Ophthalmic medical technicians	190	32.79	\$15.68	\$32,611	4.46	\$12.20	\$13.24	\$15.17	\$17.82	\$19.97	\$25,373	\$27,530	\$31,562	\$37,070	\$41,544	3.71
29-2061	Licensed practical and licensed vocational nurses	270	6.51	\$23.57	\$49,027	1.78	\$19.50	\$20.96	\$23.29	\$26.47	\$29.27	\$40,567	\$43,606	\$48,444	\$55,067	\$60,880	0.36
29-2071	Medical records and health information technicians	140	22.29	\$20.92	\$43,523	5.68	\$13.69	\$16.09	\$19.33	\$23.81	\$32.19	\$28,470	\$33,461	\$40,209	\$49,532	\$66,966	0.63
29-2081	Opticians, dispensing	80	21.75	\$17.32	\$36,016	3.84	\$13.35	\$15.09	\$16.63	\$18.13	\$19.26	\$27,769	\$31,397	\$34,599	\$37,719	\$40,058	0.95
29-2099	Health technologists and technicians, all other	170	21.07	\$19.36	\$40,276	3.07	\$13.08	\$15.12	\$19.20	\$23.12	\$26.95	\$27,210	\$31,449	\$39,945	\$48,099	\$56,061	1.27
29-9011	Occupational health and safety specialists	100	8.47	\$35.60	\$74,051	3.07	\$23.77	\$28.37	\$34.72	\$42.80	\$48.87	\$49,442	\$59,017	\$72,208	\$89,032	\$101,647	1.12
29-9012	Occupational health and safety technicians	10	17.41	\$23.97	\$49,866	4.28	\$17.41	\$19.76	\$23.21	\$27.82	\$32.25	\$36,215	\$41,111	\$48,272	\$57,870	\$67,077	#
29-9091	Athletic trainers	40	19.41	#	\$43,843	6.39	#	#	#	#	#	\$22,978	\$36,576	\$45,079	\$52,563	\$61,066	1.53
29-9099	Healthcare practitioners and technical workers, all other	30	27.71	\$15.61	\$32,466	10.98	\$10.31	\$11.68	\$15.23	\$18.62	\$22.71	\$21,449	\$24,286	\$31,669	\$38,728	\$47,240	#
31-0000	Healthcare support occupations	4,030	6.37	\$16.27	\$33,834	2.61	\$11.09	\$12.92	\$15.29	\$18.33	\$22.74	\$23,076	\$26,866	\$31,797	\$38,124	\$47,293	0.90
31-1011	Home health aides	390	39.59	\$12.15	\$25,267	3.52	\$10.04	\$10.68	\$11.74	\$13.40	\$14.96	\$20,877	\$22,205	\$24,419	\$27,869	\$31,110	0.44
31-1014	Nursing assistants	1,520	7.44	\$14.94	\$31,071	2.25	\$11.50	\$12.98	\$14.78	\$16.99	\$18.58	\$23,919	\$27,005	\$30,732	\$35,350	\$38,655	0.96
31-1015	Orderlies	70	3.52	\$14.26	\$29,663	2.99	\$10.78	\$12.38	\$13.99	\$16.20	\$18.25	\$22,418	\$25,747	\$29,096	\$33,696	\$37,966	1.15
31-2021	Physical therapist assistants	70	28.35	\$22.93	\$47,697	7.11	\$13.09	\$18.45	\$22.45	\$27.70	\$31.10	\$27,233	\$38,379	\$46,694	\$57,622	\$64,689	0.75
31-2022	Physical therapist aides	#	#	\$14.47	\$30,106	9.00	\$9.57	\$10.65	\$14.89	\$17.80	\$19.36	\$19,896	\$22,144	\$30,970	\$37,027	\$40,279	#
31-9011	Massage therapists	#	#	\$26.26	\$54,618	11.67	\$15.55	\$17.91	\$26.67	\$34.39	\$37.68	\$32,340	\$37,246	\$55,465	\$71,541	\$78,380	#
31-9091	Dental assistants	490	10.47	\$18.97	\$39,464	2.75	\$14.61	\$16.54	\$19.23	\$21.96	\$23.72	\$30,393	\$34,412	\$39,990	\$45,685	\$49,339	1.33
31-9092	Medical assistants	640	13.08	\$15.37	\$31,970	2.49	\$11.20	\$12.94	\$15.09	\$17.72	\$19.57	\$23,300	\$26,916	\$31,394	\$36,856	\$40,709	0.91
31-9093	Medical equipment preparers	60	19.91	\$17.57	\$36,553	8.36	\$11.55	\$13.48	\$17.02	\$20.56	\$23.98	\$24,016	\$28,043	\$35,404	\$42,772	\$49,874	1.07
31-9094	Medical transcriptionists	30	36.44	\$19.73	\$41,041	6.04	\$15.13	\$16.54	\$19.07	\$22.88	\$25.42	\$31,480	\$34,399	\$39,657	\$47,596	\$52,867	0.57
31-9096	Veterinary assistants and laboratory animal caretakers	#	#	\$13.39	\$27,853	6.48	\$10.37	\$11.81	\$13.35	\$14.59	\$15.52	\$21,567	\$24,558	\$27,777	\$30,354	\$32,274	#
31-9097	Phlebotomists	140	16.60	\$16.54	\$34,397	3.07	\$12.74	\$13.91	\$16.24	\$18.67	\$21.87	\$26,490	\$28,937	\$33,771	\$38,839	\$45,480	1.08
31-9099	Healthcare support workers, all other	210	16.31	\$14.56	\$30,285	3.23	\$10.40	\$11.70	\$13.90	\$16.16	\$19.48	\$21,629	\$24,340	\$28,909	\$33,619	\$40,526	2.09
33-0000	Protective service occupations	2,620	3.98	\$21.97	\$45,690	6.71	\$9.51	\$11.16	\$17.10	\$31.92	\$41.36	\$19,776	\$23,212	\$35,568	\$66,394	\$86,031	0.71
33-1012	First-line supervisors of police and detectives	30	3.04	\$55.41	\$115,259	2.09	\$47.72	\$51.06	\$55.64	\$60.72	\$64.68	\$99,254	\$106,211	\$115,730	\$126,296	\$134,534	0.29
33-1021	First-line supervisors of fire fighting and prevention workers	80	0.72	\$44.51	\$92,586	4.04	\$32.88	\$40.08	\$45.61	\$50.35	\$55.99	\$68,391	\$83,369	\$94,863	\$104,720	\$116,467	1.19
33-1099	First-line supervisors of protective service workers, all other	100	23.03	\$20.80	\$43,269	6.97	\$10.22	\$11.55	\$20.34	\$24.79	\$36.12	\$21,251	\$24,031	\$42,316	\$51,572	\$75,133	1.20
33-2011	Firefighters	260	1.48	\$27.29	\$56,755	2.72	\$16.54	\$20.36	\$27.05	\$35.20	\$38.79	\$34,405	\$42,351	\$56,264	\$73,219	\$80,679	0.75
33-2021	Fire inspectors and investigators	20	1.27	\$37.87	\$78,761	4.11	\$21.84	\$25.89	\$43.09	\$47.64	\$50.48	\$45,426	\$53,849	\$89,629	\$99,093	\$104,990	#
33-3021	Detectives and criminal investigators	50	0.00	\$36.18	\$75,247	2.20	\$24.22	\$27.65	\$33.78	\$39.77	\$53.64	\$50,380	\$57,505	\$70,258	\$82,723	\$111,564	0.47
33-3051	Police and sheriff's patrol officers	500	1.12	\$37.15	\$77,264	4.28	\$27.31	\$31.62	\$37.18	\$42.73	\$47.61	\$56,795	\$65,769	\$77,343	\$88,881	\$99,021	0.70
33-9032	Security guards	850	9.90	\$12.14	\$25,260	3.89	\$9.35	\$9.49	\$10.90	\$13.87	\$17.09	\$19,456	\$19,729	\$22,674	\$28,855	\$35,541	0.71
33-9091	Crossing guards	160	25.13	\$14.21	\$29,548	6.38	\$10.40	\$11.53	\$13.47	\$15.80	\$18.53	\$21,640	\$23,989	\$28,026	\$32,874	\$38,546	1.89
33-9092	Lifeguards, ski patrol, and other recreational protective service workers	150	4.87	\$10.59	\$22,029	3.23	\$9.43	\$9.62	\$10.17	\$11.19	\$12.04	\$19,617	\$20,013	\$21,154	\$23,281	\$25,035	0.98
33-9099	Protective service workers, all other	260	3.34	\$17.36	\$36,112	5.28	\$10.13	\$12.72	\$15.34	\$20.95	\$29.50	\$21,077	\$26,457	\$31,909	\$43,574	\$61,354	1.76

Data unavailable

Occupational Code	Occupational Title	Employment Estimate	Employment Percentage Relative Standard Error	Average Hourly Wage	Average Annual Wage	Wage Percentage Relative Standard Error	10th Percentile (Hourly)	25th Percentile (Hourly)	50th Percentile (Hourly)	75th Percentile (Hourly)	90th Percentile (Hourly)	10th Percentile (Annual)	25th Percentile (Annual)	50th Percentile (Annual)	75th Percentile (Annual)	90th Percentile (Annual)	Location Quotients
35-0000	Food preparation and serving-related occupations	17,110	1.80	\$12.38	\$25,755	2.28	\$9.36	\$9.53	\$10.73	\$13.58	\$18.42	\$19,478	\$19,823	\$22,311	\$28,250	\$38,312	1.20
35-1011	Chefs and head cooks	70	23.01	\$22.89	\$47,611	3.83	\$16.76	\$19.37	\$22.23	\$25.36	\$30.20	\$34,868	\$40,296	\$46,232	\$52,754	\$62,815	0.50
35-1012	First-line supervisors of food preparation and serving workers	1,020	7.75	\$18.19	\$37,835	4.83	\$9.50	\$13.99	\$17.75	\$22.01	\$26.78	\$19,767	\$29,100	\$36,927	\$45,773	\$55,704	1.02
35-2011	Cooks, fast food	#	#	\$11.13	\$23,145	4.86	\$9.44	\$9.65	\$10.61	\$12.48	\$13.96	\$19,643	\$20,079	\$22,068	\$25,949	\$29,031	#
35-2012	Cooks, institution and cafeteria	640	19.13	\$12.93	\$26,893	1.86	\$9.75	\$10.78	\$12.41	\$14.42	\$17.02	\$20,275	\$22,426	\$25,812	\$29,990	\$35,404	1.45
35-2014	Cooks, restaurant	2,030	10.80	\$13.10	\$27,238	3.63	\$10.01	\$10.86	\$12.30	\$14.63	\$17.46	\$20,830	\$22,590	\$25,583	\$30,431	\$36,307	1.46
35-2015	Cooks, short order	#	#	\$10.50	\$21,833	4.49	\$9.44	\$9.76	\$10.46	\$11.15	\$11.56	\$19,645	\$20,306	\$21,751	\$23,191	\$24,054	#
35-2021	Food preparation workers	700	30.41	\$11.29	\$23,487	2.36	\$9.61	\$10.13	\$11.02	\$11.91	\$13.87	\$19,992	\$21,075	\$22,918	\$24,776	\$28,841	0.77
35-3011	Bartenders	870	12.99	\$13.11	\$27,269	5.42	\$9.35	\$9.49	\$10.96	\$15.78	\$20.29	\$19,450	\$19,745	\$22,805	\$32,822	\$42,201	1.31
35-3021	Combined food preparation and serving workers, including fast food	4,410	17.09	\$10.75	\$22,353	2.45	\$9.37	\$9.49	\$9.94	\$11.53	\$13.25	\$19,487	\$19,738	\$20,680	\$23,981	\$27,559	1.14
35-3022	Counter attendants, cafeteria, food concession, and coffee shop	#	#	\$10.26	\$21,341	3.06	\$9.36	\$9.46	\$9.73	\$10.96	\$11.78	\$19,478	\$19,673	\$20,236	\$22,794	\$24,502	#
35-3031	Waiters and waitresses	3,270	6.80	\$13.94	\$28,991	7.39	\$9.31	\$9.38	\$9.70	\$18.20	\$23.48	\$19,362	\$19,515	\$20,179	\$37,862	\$48,846	1.17
35-3041	Food servers, nonrestaurant	410	19.42	\$11.88	\$24,701	4.62	\$9.44	\$9.82	\$11.06	\$13.30	\$15.66	\$19,644	\$20,422	\$23,001	\$27,663	\$32,571	1.44
35-9011	Dining room and cafeteria attendants and bartender helpers	310	24.94	\$10.98	\$22,835	5.03	\$9.38	\$9.51	\$9.74	\$11.44	\$14.80	\$19,506	\$19,785	\$20,268	\$23,801	\$30,789	0.65
35-9021	Dishwashers	690	21.02	\$10.54	\$21,929	3.48	\$9.35	\$9.42	\$10.09	\$11.40	\$12.49	\$19,440	\$19,597	\$20,980	\$23,706	\$25,982	1.26
35-9031	Hosts and hostesses, restaurant, lounge, and coffee shop	790	18.05	\$11.24	\$23,376.00	\$4.83	\$9.32	\$9.52	\$10.41	\$11.72	\$15.93	\$19,389.00	\$19,806.00	\$21,660.00	\$24,372.00	\$33,144.00	1.76
35-9099	Food preparation and serving related workers, all other	#	#	\$10.17	\$21,153	6.06	\$9.34	\$9.39	\$9.48	\$10.46	\$12.62	\$19,420	\$19,534	\$19,725	\$21,748	\$26,246	#
37-0000	Building and grounds cleaning and maintenance occupations	5,540	3.90	\$14.62	\$30,408	2.83	\$9.70	\$10.96	\$13.34	\$16.74	\$22.04	\$20,175	\$22,795	\$27,752	\$34,818	\$45,838	1.15
37-1011	First-line supervisors of housekeeping and janitorial workers	130	16.31	\$19.95	\$41,489	6.06	\$10.61	\$13.50	\$18.58	\$25.71	\$31.68	\$22,059	\$28,081	\$38,649	\$53,476	\$65,885	0.76
37-1012	First-line supervisors of landscaping, lawn service, and grounds	140	18.77	\$27.45	\$57,095	3.91	\$17.66	\$21.72	\$28.02	\$32.69	\$36.78	\$36,742	\$45,177	\$58,280	\$68,003	\$76,507	1.30
37-2011	Janitors and cleaners, except maids and housekeeping cleaners	2,180	11.58	\$14.12	\$29,360	4.41	\$9.69	\$10.91	\$13.31	\$16.53	\$20.04	\$20,159	\$22,686	\$27,687	\$34,381	\$41,693	0.93
37-2012	Maids and housekeeping cleaners	1,100	23.82	\$11.12	\$23,120	2.56	\$9.42	\$9.71	\$10.71	\$11.76	\$13.58	\$19,593	\$20,200	\$22,283	\$24,461	\$28,240	1.10
37-2021	Pest control workers	40	6.62	\$14.92	\$31,042	10.97	\$9.53	\$10.03	\$15.54	\$17.96	\$20.36	\$19,816	\$20,857	\$32,331	\$37,356	\$42,344	0.48
37-3011	Landscaping and groundskeeping workers	1,900	6.98	\$15.73	\$32,721	2.93	\$11.01	\$12.77	\$14.43	\$18.05	\$23.13	\$22,896	\$26,559	\$30,016	\$37,545	\$48,103	1.92
37-3012	Pesticide handlers, sprayers, and applicators, vegetation	20	37.25	\$20.06	\$41,720	4.62	\$13.73	\$15.67	\$19.40	\$23.18	\$28.36	\$28,550	\$32,587	\$40,359	\$48,212	\$58,993	#
39-0000	Personal care and service occupations	5,110	5.87	\$14.78	\$30,742	3.73	\$9.51	\$10.19	\$11.94	\$17.41	\$24.33	\$19,773	\$21,192	\$24,828	\$36,218	\$50,599	0.91
39-1021	First-line supervisors of personal service workers	250	9.94	\$20.10	\$41,800	5.74	\$11.64	\$13.76	\$17.80	\$25.90	\$32.37	\$24,216	\$28,622	\$37,017	\$53,875	\$67,335	1.08
39-2021	Nonfarm animal caretakers	410	12.09	\$11.66	\$24,257	3.65	\$9.41	\$9.65	\$10.69	\$12.17	\$14.69	\$19,568	\$20,077	\$22,230	\$25,320	\$30,550	1.97
39-3031	Ushers, lobby attendants, and ticket takers	100	12.93	\$10.52	\$21,875	3.72	\$9.54	\$9.91	\$10.54	\$11.16	\$11.54	\$19,852	\$20,608	\$21,914	\$23,220	\$24,003	0.71
39-3091	Amusement and recreation attendants	450	12.23	\$11.25	\$23,404	2.38	\$9.39	\$9.57	\$10.49	\$11.66	\$14.15	\$19,525	\$19,909	\$21,811	\$24,263	\$29,432	1.33
39-4031	Morticians, undertakers, and funeral directors	#	#	\$19.88	\$41,351	5.53	\$14.03	\$17.57	\$20.99	\$22.97	\$24.15	\$29,190	\$36,547	\$43,652	\$47,770	\$50,240	#
39-5012	Hairdressers, hairstylists, and cosmetologists	570	24.57	\$16.54	\$34,403	6.91	\$9.50	\$10.85	\$16.84	\$21.53	\$23.58	\$19,767	\$22,569	\$35,030	\$44,779	\$49,044	1.49
39-5094	Skincare specialists	60	40.20	\$22.75	\$47,312	9.59	\$15.24	\$16.79	\$20.39	\$25.48	\$35.51	\$31,704	\$34,925	\$42,410	\$52,999	\$73,855	1.26
39-7010	Tour and travel guides	#	#	\$25.72	\$53,498	11.73	\$14.07	\$21.13	\$26.19	\$31.21	\$36.56	\$29,276	\$43,944	\$54,467	\$64,921	\$76,039	#
39-9011	Childcare workers	310	26.03	\$11.61	\$24,144	5.36	\$9.37	\$9.55	\$9.98	\$13.20	\$15.61	\$19,495	\$19,873	\$20,756	\$27,465	\$32,466	0.50
39-9021	Personal care aides	1,300	13.25	\$11.98	\$24,928	2.97	\$9.54	\$10.21	\$11.26	\$12.60	\$15.71	\$19,851	\$21,234	\$23,428	\$26,213	\$32,678	0.59
39-9031	Fitness trainers and aerobics instructors	520	14.59	\$19.57	\$40,697	8.73	\$9.60	\$11.36	\$17.74	\$24.06	\$29.99	\$19,958	\$23,632	\$36,889	\$50,045	\$62,382	1.73
39-9032	Recreation workers	370	14.88	\$13.08	\$27,217	2.91	\$9.50	\$10.22	\$11.52	\$14.12	\$18.09	\$19,761	\$21,251	\$23,965	\$29,372	\$37,625	0.97
39-9041	Residential advisors	50	37.09	\$15.35	\$31,936	5.30	\$12.06	\$13.00	\$14.59	\$17.41	\$19.62	\$25,088	\$27,040	\$30,347	\$36,223	\$40,812	0.40
39-9099	Personal care and service workers, all other	#	#	\$15.09	\$31,382	11.55	\$9.85	\$11.17	\$14.44	\$18.17	\$22.32	\$20,495	\$23,233	\$30,026	\$37,784	\$46,422	#
41-0000	Sales and related occupations	17,820	3.03	\$19.03	\$39,573	2.88	\$9.41	\$10.25	\$12.83	\$21.42	\$35.82	\$19,579	\$21,330	\$26,687	\$44,545	\$74,499	1.13
41-1011	First-line supervisors of retail sales workers	1,330	5.90	\$23.56	\$48,995	3.04	\$12.93	\$15.96	\$20.92	\$26.76	\$38.25	\$26,898	\$33,190	\$43,524	\$55,668	\$79,556	1.02
41-1012	First-line supervisors of non-retail sales workers	210	17.12	\$38.95	\$81,016	5.92	\$22.99	\$27.74	\$34.62	\$44.27	\$66.54	\$47,820	\$57,700	\$72,003	\$92,086	\$138,407	0.78
41-2011	Cashiers	3,960	8.02	\$11.47	\$23,852	1.90	\$9.35	\$9.56	\$10.62	\$11.76	\$16.01	\$19,456	\$19,887	\$22,091	\$24,460	\$33,304	1.03
41-2021	Counter and rental clerks	780	12.46	\$16.60	\$34,519	4.93	\$9.43	\$10.58	\$13.67	\$18.93	\$28.55	\$19,620	\$22,010	\$28,436	\$39,372	\$59,384	1.62
41-2022	Parts salespersons	170	25.75	\$17.61	\$36,630	7.62	\$9.46	\$11.78	\$16.09	\$21.00	\$31.44	\$19,681	\$24,511	\$33,472	\$43,689	\$65,399	0.63

Data unavailable

Occupational Code	Occupational Title	Employment Estimate	Employment Percentage Relative Standard Error	Average Hourly Wage	Average Annual Wage	Wage Percentage Relative Standard Error	10th Percentile (Hourly)	25th Percentile (Hourly)	50th Percentile (Hourly)	75th Percentile (Hourly)	90th Percentile (Hourly)	10th Percentile (Annual)	25th Percentile (Annual)	50th Percentile (Annual)	75th Percentile (Annual)	90th Percentile (Annual)	Location Quotients
41-2031	Retail salespersons	6,720	5.51	\$13.27	\$27,600	2.59	\$9.37	\$9.74	\$11.13	\$13.69	\$19.57	\$19,482	\$20,263	\$23,151	\$28,472	\$40,701	1.39
41-3011	Advertising sales agents	110	22.13	\$26.02	\$54,125	12.19	\$9.50	\$11.79	\$22.48	\$35.21	\$46.98	\$19,765	\$24,530	\$46,764	\$73,246	\$97,711	0.74
41-3021	Insurance sales agents	280	46.22	\$29.44	\$61,233	15.68	\$13.60	\$18.79	\$23.44	\$32.61	\$52.84	\$28,286	\$39,078	\$48,748	\$67,834	\$109,915	0.68
41-3031	Securities, commodities, and financial services sales agents	740	14.64	\$23.98	\$49,871	9.00	\$10.67	\$15.26	\$18.41	\$27.78	\$41.63	\$22,202	\$31,744	\$38,292	\$57,792	\$86,584	1.76
41-3041	Travel agents	80	17.05	\$16.81	\$34,958	7.74	\$9.30	\$10.04	\$15.30	\$22.07	\$27.69	\$19,354	\$20,876	\$31,826	\$45,912	\$57,604	1.11
41-3099	Sales representatives, services, all other	1,150	12.59	\$32.26	\$67,095	6.26	\$12.36	\$16.59	\$24.17	\$41.09	\$65.25	\$25,714	\$34,511	\$50,264	\$85,471	\$135,724	1.05
41-4011	Sales representatives, wholesale and manufacturing, technical and scientific products	250	20.68	\$51.48	\$107,074	8.84	\$22.19	\$29.48	\$47.98	\$73.59	\$89.91	\$46,158	\$61,322	\$99,800	\$153,063	\$187,007	0.71
41-4012	Sales representatives, wholesale and manufacturing, except technical and scientific products	1,390	12.53	\$35.39	\$73,617	6.42	\$16.15	\$20.07	\$27.87	\$40.88	\$69.77	\$33,602	\$41,743	\$57,964	\$85,027	\$145,117	0.92
41-9021	Real estate brokers	#	#	\$30.84	\$64,145	7.52	\$16.49	\$19.09	\$32.32	\$36.16	\$38.47	\$34,302	\$39,700	\$67,216	\$75,222	\$80,025	#
41-9031	Sales engineers	110	19.15	\$48.47	\$100,813	7.83	\$23.69	\$38.64	\$48.82	\$58.99	\$69.55	\$49,272	\$80,365	\$101,537	\$122,704	\$144,659	1.43
41-9041	Telemarketers	#	#	\$14.96	\$31,107	12.50	\$9.41	\$10.71	\$13.27	\$15.87	\$23.67	\$19,573	\$22,274	\$27,600	\$33,004	\$49,229	#
41-9099	Sales and related workers, all other	140	18.10	\$20.84	\$43,345	6.32	\$10.57	\$15.09	\$19.81	\$25.45	\$30.92	\$21,994	\$31,384	\$41,198	\$52,927	\$64,319	1.39
43-0000	Office and administrative support occupations	21,120	2.91	\$18.02	\$37,472	1.29	\$10.47	\$12.98	\$16.73	\$21.64	\$27.58	\$21,770	\$27,006	\$34,806	\$45,015	\$57,374	0.89
43-1011	First-line supervisors of office and administrative support workers	1,080	7.81	\$27.71	\$57,644	2.15	\$16.59	\$20.87	\$26.28	\$33.01	\$42.77	\$34,515	\$43,413	\$54,666	\$68,660	\$88,972	0.69
43-2011	Switchboard operators, including answering service	#	#	\$14.05	\$29,216	2.63	\$11.01	\$12.46	\$13.96	\$15.86	\$17.81	\$22,902	\$25,925	\$29,027	\$32,993	\$37,036	#
43-3011	Bill and account collectors	50	22.62	\$20.11	\$41,831	2.70	\$14.76	\$16.78	\$19.84	\$23.36	\$26.08	\$30,705	\$34,894	\$41,258	\$48,593	\$54,240	0.17
43-3021	Billing and posting clerks and machine operators	540	12.57	\$18.30	\$38,064	2.80	\$12.85	\$15.47	\$17.91	\$21.56	\$24.29	\$26,733	\$32,177	\$37,245	\$44,838	\$50,533	1.05
43-3031	Bookkeeping, accounting, and auditing clerks	1,700	6.46	\$19.23	\$40,000	2.19	\$11.77	\$15.29	\$18.78	\$22.97	\$27.46	\$24,484	\$31,796	\$39,066	\$47,782	\$57,109	1.02
43-3051	Payroll and timekeeping clerks	100	26.93	#	#	#	#	#	#	#	#	#	#	#	#	#	0.59
43-3061	Procurement clerks	40	12.69	\$19.34	\$40,219	4.90	\$14.11	\$16.28	\$18.61	\$23.18	\$25.43	\$29,354	\$33,872	\$38,712	\$48,213	\$52,885	0.50
43-3071	Tellers	470	15.53	\$13.47	\$28,008	1.90	\$10.88	\$12.18	\$13.43	\$14.66	\$16.56	\$22,637	\$25,344	\$27,939	\$30,495	\$34,438	0.88
43-3099	Financial clerks, all other	80	12.13	\$19.64	\$40,842	3.33	\$15.59	\$16.91	\$19.07	\$22.45	\$24.78	\$32,427	\$35,169	\$39,656	\$46,688	\$51,537	2.19
43-4011	Brokerage clerks	30	42.07	\$23.41	\$48,699	5.49	\$14.69	\$19.64	\$23.50	\$28.40	\$31.06	\$30,557	\$40,849	\$48,877	\$59,065	\$64,607	#
43-4031	Court, municipal, and license clerks	250	3.57	\$20.73	\$43,128	2.04	\$15.37	\$17.09	\$20.20	\$24.37	\$27.98	\$31,975	\$35,539	\$42,017	\$50,681	\$58,200	1.73
43-4041	Credit authorizers, checkers, and clerks	#	#	\$15.62	\$32,498	9.10	\$11.92	\$12.68	\$13.95	\$18.44	\$23.27	\$24,799	\$26,377	\$29,006	\$38,345	\$48,391	#
43-4051	Customer service representatives	#	#	\$17.35	\$36,080	2.58	\$10.17	\$11.94	\$15.44	\$21.34	\$27.67	\$21,159	\$24,826	\$32,125	\$44,390	\$57,563	#
43-4061	Eligibility interviewers, government programs	90	1.32	\$19.30	\$40,151	3.09	\$16.07	\$17.04	\$18.66	\$21.53	\$24.15	\$33,425	\$35,445	\$38,812	\$44,787	\$50,226	0.56
43-4071	File clerks	130	11.44	\$18.30	\$38,065	4.17	\$12.62	\$14.66	\$17.79	\$21.94	\$25.00	\$26,253	\$30,497	\$37,010	\$45,640	\$52,005	1.05
43-4081	Hotel, motel, and resort desk clerks	480	16.28	\$11.97	\$24,905	4.88	\$9.56	\$10.11	\$11.23	\$13.08	\$15.28	\$19,890	\$21,029	\$23,362	\$27,197	\$31,789	1.75
43-4111	Interviewers, except eligibility and loan	240	10.60	\$18.01	\$37,469	2.74	\$13.13	\$14.96	\$17.36	\$20.34	\$24.29	\$27,318	\$31,118	\$36,115	\$42,308	\$50,532	1.16
43-4121	Library assistants, clerical	50	0.00	\$14.57	\$30,305	1.79	\$10.13	\$11.20	\$14.01	\$17.67	\$20.67	\$21,068	\$23,297	\$29,144	\$36,760	\$42,990	0.53
43-4131	Loan interviewers and clerks	160	7.20	\$20.85	\$43,368	4.92	\$12.79	\$15.74	\$20.77	\$25.19	\$29.69	\$26,609	\$32,738	\$43,202	\$52,404	\$61,761	0.66
43-4151	Order clerks	220	27.05	\$15.31	\$31,839	5.44	\$9.47	\$9.79	\$14.35	\$19.10	\$23.60	\$19,696	\$20,368	\$29,855	\$39,735	\$49,089	1.23
43-4161	Human resources assistants, except payroll and timekeeping	80	11.31	\$17.96	\$37,351	2.72	\$11.43	\$13.82	\$18.43	\$21.59	\$24.13	\$23,774	\$28,747	\$38,344	\$44,909	\$50,186	0.56
43-4171	Receptionists and information clerks	1,070	8.03	\$14.61	\$30,387	1.62	\$10.25	\$12.07	\$14.43	\$17.08	\$18.90	\$21,316	\$25,109	\$30,010	\$35,525	\$39,306	0.98
43-4181	Reservation and transportation ticket agents and travel clerks	30	47.36	\$15.10	\$31,407	\$4.44	\$10.39	\$11.68	\$14.70	\$17.65	\$20.70	\$21,620	\$24,294	\$30,586	\$36,720	\$43,058	#
43-4199	Information and record clerks, all other	820	9.04	\$21.79	\$45,321	\$4.06	\$12.99	\$15.49	\$19.28	\$23.50	\$30.09	\$27,014	\$32,216	\$40,111	\$48,880	\$62,597	4.71
43-5021	Couriers and messengers	10	0.48	\$13.83	\$28,771	\$3.88	\$10.64	\$12.01	\$13.75	\$15.55	\$17.83	\$22,125	\$24,990	\$28,610	\$32,338	\$37,086	#
43-5031	Police, fire, and ambulance dispatchers	60	0.63	\$25.46	\$52,951	1.81	\$20.29	\$21.83	\$24.64	\$28.99	\$32.70	\$42,207	\$45,403	\$51,247	\$60,295	\$68,025	0.60
43-5032	Dispatchers, except police, fire, and ambulance	160	18.07	\$19.36	\$40,260	4.34	\$11.88	\$15.01	\$18.82	\$22.71	\$28.18	\$24,709	\$31,213	\$39,152	\$47,246	\$58,608	0.75
43-5041	Meter readers, utilities	60	40.81	\$29.96	\$62,309	3.70	\$21.10	\$23.34	\$31.00	\$36.14	\$39.04	\$43,883	\$48,543	\$64,489	\$75,165	\$81,203	1.54
43-5051	Postal service clerks	50	0.00	\$24.95	\$51,898	#	\$19.48	\$20.39	\$28.15	\$28.16	\$28.75	\$40,513	\$42,422	\$58,557	\$68,572	\$59,795	0.51
43-5052	Postal service mail carriers	330	0.00	\$23.48	\$48,835.00	#	\$16.07	\$17.40	\$23.69	\$28.78	\$30.07	\$33,417.00	\$36,201.00	\$49,265.00	\$59,854.00	\$62,555.00	0.91
43-5053	Postal service mail sorters, processors, and processing machine operators	40	0.00	\$22.80	\$47,417	#	\$16.62	\$16.63	\$28.15	\$28.16	\$28.74	\$34,574	\$34,582	\$58,553	\$58,567	\$59,785	0.29
43-5061	Production, planning, and expediting clerks	120	7.95	\$23.42	\$48,720	2.70	\$16.26	\$19.55	\$22.54	\$27.13	\$33.20	\$33,829	\$40,656	\$46,885	\$56,426	\$69,062	0.34
43-5071	Shipping, receiving, and traffic clerks	400	10.58	\$15.57	\$32,378	2.29	\$9.76	\$12.35	\$15.31	\$18.09	\$21.01	\$20,293	\$25,682	\$31,846	\$37,636	\$43,698	0.55
43-5081	Stock clerks and order fillers	2,060	5.89	\$13.63	\$28,356	2.22	\$9.59	\$10.63	\$12.52	\$15.32	\$19.14	\$19,950	\$22,108	\$26,042	\$31,864	\$39,820	0.93

Data unavailable

Occupational Code	Occupational Title	Employment Estimate	Employment Percentage Relative Standard Error	Average Hourly Wage	Average Annual Wage	Wage Percentage Relative Standard Error	10th Percentile (Hourly)	25th Percentile (Hourly)	50th Percentile (Hourly)	75th Percentile (Hourly)	90th Percentile (Hourly)	10th Percentile (Annual)	25th Percentile (Annual)	50th Percentile (Annual)	75th Percentile (Annual)	90th Percentile (Annual)	Location Quotients
43-5111	Weighers, measurers, checkers, and samplers, recordkeeping	30	27.10	\$14.96	\$31,107	9.19	\$9.63	\$11.55	\$15.39	\$17.54	\$18.91	\$20,032	\$24,022	\$32,007	\$36,493	\$39,335	#
43-6011	Executive secretaries and executive administrative assistants	640	9.81	\$23.77	\$49,432	2.14	\$15.29	\$19.54	\$22.64	\$27.56	\$33.74	\$31,794	\$40,638	\$47,088	\$57,319	\$70,182	0.99
43-6012	Legal secretaries	70	43.49	#	#	#	#	#	#	#	#	#	#	#	#	#	0.32
43-6013	Medical secretaries	680	11.47	\$20.02	\$41,636.00	\$4.78	\$12.59	\$15.74	\$18.98	\$23.72	\$28.50	\$26,197.00	\$32,735.00	\$39,473.00	\$49,343.00	\$59,281.00	1.09
43-6014	Secretaries and administrative assistants, except legal, medical,	2,600	6.47	\$17.18	\$35,744	1.78	\$10.22	\$13.36	\$16.99	\$20.45	\$24.33	\$21,252	\$27,795	\$35,343	\$42,544	\$50,600	1.06
43-9021	Data entry keyers	110	21.72	\$16.49	\$34,298	5.29	\$10.83	\$13.17	\$15.78	\$18.62	\$24.03	\$22,528	\$27,399	\$32,823	\$38,728	\$49,981	0.56
43-9061	Office clerks, general	3,200	6.98	\$17.22	\$35,809	1.91	\$10.31	\$13.07	\$16.05	\$19.87	\$25.54	\$21,444	\$27,177	\$33,393	\$41,333	\$53,118	0.99
43-9071	Office machine operators, except computer	30	48.68	\$16.71	\$34,749	3.32	\$11.91	\$15.62	\$17.01	\$18.35	\$19.60	\$24,765	\$32,497	\$35,372	\$43,177	\$40,765	0.54
43-9199	Office and administrative support workers, all other	#	#	\$14.81	\$30,813	5.46	\$9.64	\$10.94	\$13.78	\$16.75	\$19.36	\$20,047	\$22,756	\$28,654	\$34,843	\$40,270	#
45-0000	Farming, fishing, and forestry occupations	390	21.56	\$15.57	\$32,395	4.07	\$10.49	\$12.14	\$13.79	\$16.96	\$25.18	\$21,828	\$25,255	\$28,675	\$35,282	\$52,383	0.77
45-2092	Farmworkers and laborers, crop, nursery, and greenhouse	#	#	\$14.21	\$29,548	3.81	\$10.33	\$11.67	\$13.45	\$15.21	\$18.79	\$21,494	\$24,275	\$27,976	\$31,638	\$39,073	#
45-2093	Farmworkers, farm, ranch, and aquacultural animals	130	37.75	\$16.16	\$33,611	8.52	\$10.93	\$12.40	\$13.61	\$14.98	\$28.73	\$22,734	\$25,786	\$28,301	\$31,166	\$59,765	3.45
47-0000	Construction and extraction occupations	8,340	6.74	\$22.74	\$47,302	2.15	\$13.34	\$16.72	\$21.63	\$27.59	\$34.48	\$27,741	\$34,783	\$44,992	\$57,387	\$71,719	1.34
47-1011	First-line supervisors of construction trades and extraction work	710	14.75	\$31.91	\$66,365	2.64	\$21.38	\$25.77	\$30.67	\$37.59	\$45.65	\$44,480	\$53,605	\$63,792	\$78,182	\$94,956	1.18
47-2021	Brickmasons and blockmasons	#	#	\$23.98	\$49,870	9.70	\$17.43	\$19.80	\$23.00	\$27.71	\$31.57	\$36,245	\$41,185	\$47,844	\$57,631	\$65,671	#
47-2031	Carpenters	760	16.58	\$22.61	\$47,021	6.26	\$13.96	\$16.83	\$21.52	\$27.38	\$33.83	\$29,032	\$35,004	\$44,752	\$56,947	\$70,367	1.01
47-2042	Floor layers, except carpet, wood, and hard tiles	#	#	\$19.53	\$40,614	8.41	\$12.70	\$14.28	\$20.35	\$23.04	\$24.88	\$26,414	\$29,710	\$42,324	\$47,914	\$51,746	#
47-2044	Tile and marble setters	#	#	\$21.80	\$45,348	6.55	\$18.52	\$19.72	\$21.40	\$23.07	\$25.35	\$38,523	\$41,018	\$44,505	\$47,996	\$52,718	#
47-2051	Cement masons and concrete finishers	420	24.69	\$20.24	\$42,094	2.84	\$15.33	\$17.33	\$20.22	\$23.30	\$26.46	\$31,890	\$36,038	\$42,054	\$48,458	\$55,038	2.15
47-2061	Construction laborers	1,450	11.82	\$15.82	\$32,911	3.74	\$9.77	\$12.61	\$14.71	\$18.40	\$22.71	\$20,327	\$26,220	\$30,603	\$38,282	\$47,241	1.39
47-2071	Paving, surfacing, and tamping equipment operators	190	35.65	\$21.31	\$44,315	4.18	\$13.31	\$17.73	\$21.41	\$24.93	\$29.20	\$27,689	\$36,876	\$44,532	\$51,862	\$60,742	3.57
47-2073	Operating engineers and other construction equipment operators	570	24.20	\$23.96	\$49,839	1.40	\$19.32	\$21.11	\$23.57	\$27.05	\$30.02	\$40,178	\$43,909	\$49,033	\$56,265	\$62,441	1.44
47-2081	Drywall and ceiling tile installers	310	23.66	\$23.84	\$49,590	5.56	\$18.46	\$20.84	\$23.38	\$26.67	\$31.47	\$38,399	\$43,349	\$48,636	\$55,480	\$65,454	2.93
47-2111	Electricians	700	19.91	\$27.97	\$58,169	7.66	\$15.56	\$20.33	\$27.14	\$33.68	\$44.62	\$32,366	\$42,277	\$56,459	\$70,061	\$92,804	1.03
47-2131	Insulation workers, floor, ceiling, and wall	#	#	\$15.60	\$32,442	9.94	\$9.39	\$12.88	\$16.10	\$18.50	\$21.59	\$19,536	\$26,794	\$33,482	\$38,489	\$44,900	#
47-2141	Painters, construction and maintenance	350	30.21	\$19.69	\$40,963	3.14	\$14.35	\$17.84	\$20.45	\$22.54	\$23.80	\$29,840	\$37,098	\$42,527	\$46,887	\$49,504	1.46
47-2151	Pipelayers	20	48.61	\$21.18	\$44,054	3.02	\$15.71	\$16.97	\$19.72	\$26.02	\$28.63	\$32,686	\$35,297	\$41,013	\$54,125	\$59,547	0.72
47-2152	Plumbers, pipefitters, and steamfitters	1,110	27.18	\$23.97	\$49,858	3.77	\$15.10	\$17.42	\$23.26	\$29.55	\$35.51	\$31,403	\$36,230	\$48,385	\$61,467	\$73,866	2.39
47-2181	Roofers	#	#	\$22.52	\$46,851	15.80	\$12.44	\$16.85	\$25.16	\$27.96	\$29.67	\$25,865	\$35,050	\$52,323	\$58,166	\$61,706	#
47-2211	Sheet metal workers	#	#	\$27.20	\$56,579.00	\$4.21	\$18.10	\$21.78	\$26.38	\$32.15	\$38.47	\$37,641.00	\$45,297.00	\$54,867.00	\$66,866.00	\$80,025.00	#
47-2221	Structural iron and steel workers	170	25.72	\$25.70	\$53,449	7.32	\$16.78	\$20.30	\$25.94	\$29.95	\$35.78	\$34,894	\$42,218	\$53,947	\$62,303	\$74,427	2.13
47-3012	Helpers--carpenters	#	#	\$19.74	\$41,054	7.85	\$15.74	\$17.74	\$20.36	\$22.36	\$23.56	\$32,745	\$36,902	\$42,346	\$46,506	\$49,003	#
47-4011	Construction and building inspectors	180	21.73	\$32.45	\$67,487	7.70	\$21.22	\$25.00	\$30.33	\$41.24	\$47.06	\$44,133	\$51,993	\$63,079	\$85,780	\$97,886	1.66
47-4041	Hazardous materials removal workers	#	#	\$21.12	\$43,928	3.50	\$15.79	\$17.62	\$20.67	\$23.67	\$26.87	\$32,851	\$36,650	\$42,984	\$49,225	\$55,894	#
47-4051	Highway maintenance workers	80	2.52	\$21.28	\$44,266	2.22	\$16.45	\$18.88	\$21.62	\$23.53	\$26.42	\$34,209	\$39,276	\$44,979	\$48,942	\$54,964	0.50
47-4071	Septic tank servicers and sewer pipe cleaners	#	#	\$19.21	\$39,957	10.38	\$10.42	\$15.40	\$19.27	\$22.08	\$23.77	\$21,665	\$32,031	\$40,080	\$45,928	\$49,436	#
47-4090	Miscellaneous construction and related workers	#	#	\$19.12	\$39,762	9.86	\$16.04	\$16.95	\$18.47	\$20.54	\$24.11	\$33,373	\$35,265	\$38,418	\$42,718	\$50,155	#
47-5071	Roustabouts, oil and gas	30	37.25	\$18.05	\$37,551	10.50	\$13.02	\$14.04	\$16.44	\$21.70	\$25.81	\$27,087	\$29,211	\$34,204	\$45,142	\$53,689	0.66
49-0000	Installation, maintenance, and repair occupations	5,290	4.81	\$23.52	\$48,915	2.00	\$12.39	\$15.61	\$21.75	\$29.63	\$37.91	\$25,769	\$32,465	\$45,242	\$61,640	\$78,853	0.88
49-1011	First-line supervisors of mechanics, installers, and repairers	340	8.50	\$35.08	\$72,962	2.51	\$21.13	\$27.08	\$34.38	\$42.01	\$50.87	\$43,943	\$56,334	\$71,506	\$87,377	\$105,808	0.68
49-2011	Computer, automated teller, and office machine repairers	#	#	\$20.47	\$42,588	6.67	\$13.45	\$16.47	\$19.78	\$24.12	\$28.93	\$27,981	\$34,253	\$41,132	\$50,167	\$60,177	#
49-2022	Telecommunications equipment installers and repairers, except line installers	190	29.34	\$26.85	\$55,854	13.25	\$16.30	\$18.06	\$28.45	\$34.19	\$37.66	\$33,914	\$37,568	\$59,178	\$71,122	\$78,326	0.75
49-2092	Electric motor, power tool, and related repairers	10	21.40	\$22.37	\$46,520	3.61	\$16.44	\$18.52	\$22.50	\$26.20	\$29.16	\$34,201	\$38,526	\$46,810	\$54,489	\$60,654	#
49-2094	Electrical and electronics repairers, commercial and industrial equipment	180	5.85	\$29.59	\$61,552	2.49	\$20.82	\$25.10	\$28.73	\$33.89	\$39.37	\$43,296	\$52,210	\$59,756	\$70,486	\$81,898	2.56
49-3011	Aircraft mechanics and service technicians	50	45.72	\$30.02	\$62,437	8.58	\$18.04	\$21.39	\$27.12	\$35.97	\$45.33	\$37,533	\$44,481	\$56,410	\$74,822	\$94,287	0.32
49-3021	Automotive body and related repairers	160	26.33	\$26.04	\$54,165	11.92	\$13.22	\$16.85	\$23.56	\$33.34	\$44.57	\$27,500	\$35,050	\$49,012	\$69,349	\$92,709	1.04

Data unavailable

Occupational Code	Occupational Title	Employment Estimate	Employment Percentage Relative Standard Error	Average Hourly Wage	Average Annual Wage	Wage Percentage Relative Standard Error	10th Percentile (Hourly)	25th Percentile (Hourly)	50th Percentile (Hourly)	75th Percentile (Hourly)	90th Percentile (Hourly)	10th Percentile (Annual)	25th Percentile (Annual)	50th Percentile (Annual)	75th Percentile (Annual)	90th Percentile (Annual)	Location Quotients
49-3023	Automotive service technicians and mechanics	790	6.66	\$25.03	\$52,070	5.71	\$13.88	\$17.21	\$23.58	\$29.98	\$41.52	\$28,876	\$35,805	\$49,056	\$62,367	\$86,366	1.14
49-3031	Bus and truck mechanics and diesel engine specialists	#	#	\$25.02	\$52,032	2.69	\$14.43	\$19.12	\$26.24	\$30.10	\$34.86	\$30,010	\$39,769	\$54,588	\$62,600	\$72,504	#
49-3042	Mobile heavy equipment mechanics, except engines	100	20.72	\$25.57	\$53,179	2.20	\$18.97	\$21.23	\$24.50	\$29.19	\$34.87	\$39,461	\$44,165	\$50,963	\$60,713	\$72,529	0.72
49-3053	Outdoor power equipment and other small engine mechanics	#	#	\$19.14	\$39,820	5.66	\$14.41	\$16.11	\$18.14	\$21.88	\$27.19	\$29,975	\$33,498	\$37,737	\$45,516	\$56,565	#
49-3091	Bicycle repairers	#	#	\$13.94	\$29,004	2.58	\$10.42	\$11.93	\$13.89	\$16.10	\$18.15	\$21,670	\$24,823	\$28,888	\$33,482	\$37,756	#
49-3093	Tire repairers and changers	#	#	\$12.46	\$25,909	3.88	\$9.98	\$10.66	\$11.81	\$13.96	\$16.35	\$20,762	\$22,177	\$24,566	\$29,033	\$34,007	#
49-9012	Control and valve installers and repairers, except mechanical door	#	#	\$32.04	\$66,635	10.30	\$20.34	\$24.13	\$30.21	\$41.44	\$47.10	\$42,300	\$50,199	\$62,834	\$86,187	\$97,966	#
49-9021	Heating, air conditioning, and refrigeration mechanics and installers	240	44.27	\$26.18	\$54,461	6.49	\$15.07	\$19.90	\$25.96	\$31.06	\$38.34	\$31,336	\$41,397	\$53,993	\$64,605	\$79,738	0.72
49-9031	Home appliance repairers	#	#	\$17.42	\$36,228	15.43	\$10.54	\$12.28	\$14.29	\$19.10	\$32.02	\$21,920	\$25,550	\$29,721	\$39,719	\$66,593	#
49-9041	Industrial machinery mechanics	220	4.93	\$32.29	\$67,158	3.72	\$21.71	\$27.81	\$33.17	\$36.86	\$42.06	\$45,152	\$57,846	\$68,984	\$76,661	\$87,483	0.60
49-9043	Maintenance workers, machinery	20	22.01	\$18.82	\$39,146.00	\$6.32	\$15.42	\$16.26	\$17.66	\$19.74	\$23.25	\$32,070.00	\$33,821.00	\$36,739.00	\$41,064.00	\$48,358.00	#
49-9044	Millwrights	#	#	\$23.45	\$48,769	3.44	\$17.49	\$20.15	\$22.93	\$26.69	\$30.52	\$36,386	\$41,904	\$47,702	\$55,524	\$63,481	#
49-9051	Electrical power-line installers and repairers	90	17.09	\$38.10	\$79,248	4.07	\$22.96	\$32.37	\$41.37	\$45.13	\$48.38	\$47,763	\$67,337	\$86,039	\$93,876	\$100,631	0.73
49-9062	Medical equipment repairers	30	26.77	\$29.25	\$60,831	12.76	\$19.95	\$21.48	\$24.08	\$35.24	\$39.88	\$41,486	\$44,680	\$50,078	\$73,298	\$82,950	0.71
49-9069	Precision instrument and equipment repairers, all other	30	15.34	\$21.76	\$45,262	13.72	\$10.28	\$11.31	\$15.95	\$34.78	\$45.09	\$21,390	\$23,523	\$33,178	\$72,343	\$93,782	2.32
49-9071	Maintenance and repair workers, general	1,510	7.31	\$19.20	\$39,932	2.07	\$10.84	\$13.59	\$18.27	\$23.65	\$29.22	\$22,539	\$28,265	\$38,012	\$49,192	\$60,788	1.03
49-9094	Locksmiths and safe repairers	30	18.62	\$15.64	\$32,531	8.47	\$10.33	\$11.54	\$14.06	\$20.23	\$23.45	\$21,497	\$24,006	\$29,244	\$42,078	\$48,785	1.63
49-9098	Helpers—installation, maintenance, and repair workers	50	25.85	\$13.38	\$27,828	3.12	\$9.40	\$10.78	\$13.16	\$14.98	\$17.54	\$19,559	\$22,432	\$27,368	\$31,157	\$36,475	0.43
49-9099	Installation, maintenance, and repair workers, all other	250	25.89	\$16.26	\$33,825	3.84	\$12.31	\$13.20	\$14.68	\$17.70	\$25.97	\$25,596	\$27,452	\$30,543	\$36,806	\$54,015	1.51
51-0000	Production occupations	7,610	3.49	\$20.24	\$42,099	2.10	\$11.51	\$14.36	\$18.22	\$24.41	\$30.71	\$23,936	\$29,876	\$37,900	\$50,780	\$63,868	0.78
51-1011	First-line supervisors of production and operating workers	510	6.58	\$34.52	\$71,802	2.45	\$20.49	\$25.38	\$31.90	\$42.10	\$49.70	\$42,619	\$52,789	\$66,352	\$87,567	\$103,368	0.77
51-2028	Electrical, electronic, and electromechanical assemblers, except coil winders, tapers, and finishers	580	10.78	\$16.87	\$35,083	3.78	\$12.57	\$13.78	\$16.22	\$19.02	\$22.79	\$26,153	\$28,659	\$33,731	\$39,571	\$47,397	2.03
51-2031	Engine and other machine assemblers	310	35.09	\$19.47	\$40,500	3.63	\$16.06	\$17.19	\$19.07	\$22.17	\$24.30	\$33,410	\$35,758	\$39,671	\$46,107	\$50,536	7.57
51-2041	Structural metal fabricators and fitters	30	30.67	\$17.55	\$36,496	6.95	\$13.31	\$15.20	\$17.31	\$19.96	\$23.21	\$27,677	\$31,623	\$36,008	\$41,519	\$48,275	0.38
51-2098	Assemblers and fabricators, all other, including team assemblers	440	10.11	\$17.20	\$35,780	3.31	\$11.97	\$13.67	\$16.56	\$19.80	\$24.23	\$24,892	\$28,441	\$34,437	\$41,187	\$50,397	0.31
51-3011	Bakers	240	27.87	\$13.89	\$28,886	2.92	\$10.35	\$11.35	\$13.17	\$16.51	\$18.61	\$21,534	\$23,613	\$27,388	\$34,347	\$38,718	1.22
51-3021	Butchers and meat cutters	90	16.39	\$14.35	\$29,844	2.42	\$9.88	\$11.09	\$14.00	\$17.30	\$19.48	\$20,556	\$23,072	\$29,117	\$35,984	\$40,510	0.61
51-3092	Food batchmakers	80	16.96	\$12.74	\$26,497	7.78	\$9.52	\$9.83	\$11.57	\$15.59	\$17.95	\$19,793	\$20,453	\$24,055	\$32,432	\$37,330	0.47
51-3099	Food processing workers, all other	40	9.83	\$13.61	\$28,314	5.53	\$9.93	\$10.74	\$12.76	\$16.88	\$18.49	\$20,656	\$22,344	\$26,536	\$35,111	\$38,460	0.77
51-4011	Computer-controlled machine tool operators, metal and plastic	#	#	\$21.15	\$43,995	8.44	\$12.88	\$14.24	\$18.74	\$26.93	\$34.88	\$26,789	\$29,623	\$38,983	\$56,012	\$72,556	#
51-4012	Computer numerically controlled machine tool programmers, metal a	50	13.83	\$26.74	\$55,620	2.89	\$21.09	\$23.45	\$26.76	\$29.82	\$32.69	\$43,867	\$48,779	\$55,653	\$62,023	\$67,999	2.11
51-4031	Cutting, punching, and press machine setters, operators, and tenders, metal and plastic	90	3.27	\$17.06	\$35,490	3.67	\$14.87	\$15.67	\$16.96	\$18.26	\$20.77	\$30,937	\$32,595	\$35,286	\$37,971	\$43,204	0.45
51-4041	Machinists	460	14.29	\$22.22	\$46,213	4.63	\$14.44	\$17.57	\$21.90	\$27.43	\$30.83	\$30,035	\$36,549	\$45,553	\$57,047	\$64,130	1.12
51-4072	Molding, coremaking, and casting machine setters, operators, and tenders, metal and plastic	110	34.65	\$15.53	\$32,307	4.63	\$10.26	\$11.21	\$13.43	\$18.17	\$25.86	\$21,334	\$23,313	\$27,934	\$37,792	\$53,796	0.64
51-4081	Multiple machine tool setters, operators, and tenders, metal and plastic	50	16.64	\$14.71	\$30,604	5.21	\$10.33	\$12.55	\$15.05	\$17.41	\$18.85	\$21,485	\$26,101	\$31,300	\$36,208	\$39,201	0.36
51-4111	Tool and die makers	50	24.83	\$26.23	\$54,569	6.65	\$16.48	\$19.98	\$25.97	\$33.18	\$36.87	\$34,281	\$41,553	\$54,015	\$69,015	\$76,689	0.68
51-4121	Welders, cutters, solderers, and brazers	550	16.07	\$23.38	\$48,623	4.68	\$16.16	\$18.08	\$21.93	\$27.17	\$31.43	\$33,619	\$37,613	\$45,616	\$56,518	\$65,371	1.34
51-4199	Metal workers and plastic workers, all other	50	32.55	\$17.31	\$36,010	8.75	\$11.04	\$13.57	\$17.51	\$20.63	\$23.82	\$22,972	\$28,223	\$36,411	\$42,920	\$49,555	2.21
51-5112	Printing press operators	160	16.57	\$16.72	\$34,779	3.20	\$11.02	\$13.27	\$16.00	\$19.13	\$24.08	\$22,929	\$27,593	\$33,271	\$39,783	\$50,089	0.88
51-6011	Laundry and dry-cleaning workers	140	11.51	\$11.17	\$23,230	2.62	\$9.40	\$9.56	\$10.11	\$11.67	\$14.40	\$19,551	\$19,890	\$21,026	\$24,268	\$29,946	0.60
51-6021	Pressers, textile, garment, and related materials	40	22.84	\$10.54	\$21,928	2.84	\$9.38	\$9.50	\$10.13	\$11.30	\$12.40	\$19,513	\$19,764	\$21,076	\$23,501	\$25,782	0.94
51-6031	Sewing machine operators	50	47.72	\$13.15	\$27,342	8.04	\$9.48	\$9.75	\$13.08	\$14.67	\$17.90	\$19,721	\$20,277	\$27,207	\$30,507	\$37,228	0.37
51-7011	Cabinetmakers and bench carpenters	320	15.44	\$16.33	\$33,959	3.23	\$12.20	\$13.48	\$15.70	\$18.61	\$22.39	\$25,384	\$28,036	\$32,661	\$38,712	\$46,563	2.98
51-7041	Sawing machine setters, operators, and tenders, wood	70	21.59	\$16.31	\$33,915	2.36	\$12.35	\$14.90	\$16.63	\$18.19	\$19.14	\$25,682	\$30,992	\$34,589	\$37,831	\$39,810	1.16

Data unavailable

Occupational Code	Occupational Title	Employment Estimate	Employment Percentage Relative Standard Error	Average Hourly Wage	Average Annual Wage	Wage Percentage Relative Standard Error	10th Percentile (Hourly)	25th Percentile (Hourly)	50th Percentile (Hourly)	75th Percentile (Hourly)	90th Percentile (Hourly)	10th Percentile (Annual)	25th Percentile (Annual)	50th Percentile (Annual)	75th Percentile (Annual)	90th Percentile (Annual)	Location Quotients
51-8021	Stationary engineers and boiler operators	90	29.62	\$32.24	\$67,055	3.67	\$24.38	\$27.98	\$32.41	\$36.42	\$40.64	\$50,718	\$58,197	\$67,405	\$75,759	\$84,529	2.52
51-8031	Water and wastewater treatment plant and system operators	140	11.87	\$25.09	\$52,196	2.61	\$16.50	\$20.94	\$24.63	\$29.89	\$35.11	\$34,327	\$43,566	\$51,225	\$62,166	\$73,022	1.14
51-8099	Plant and system operators, all other	40	24.37	\$25.05	\$52,108	6.15	\$16.00	\$20.17	\$25.37	\$29.70	\$35.21	\$33,284	\$41,958	\$52,761	\$61,776	\$73,247	3.02
51-9012	Separating, filtering, clarifying, precipitating, and still machine setters, operators, and tenders	#	#	\$23.64	\$49,170	6.52	\$14.58	\$19.54	\$25.60	\$27.98	\$29.40	\$30,324	\$40,649	\$53,256	\$58,194	\$61,157	#
51-9021	Crushing, grinding, and polishing machine setters, operators, and tenders	40	34.72	\$25.37	\$52,768	3.04	\$19.41	\$22.67	\$25.83	\$28.56	\$30.20	\$40,366	\$47,148	\$53,719	\$59,400	\$62,808	1.31
51-9023	Mixing and blending machine setters, operators, and tenders	#	#	\$12.62	\$26,244	3.36	\$9.88	\$10.74	\$12.30	\$14.17	\$16.53	\$20,553	\$22,336	\$25,576	\$29,472	\$34,382	#
51-9071	Jewelers and precious stone and metal workers	20	27.64	\$15.47	\$32,174	9.33	\$9.50	\$9.78	\$13.36	\$21.22	\$25.26	\$19,753	\$20,337	\$27,784	\$44,132	\$52,533	#
51-9111	Packaging and filling machine operators and tenders	#	#	\$18.37	\$38,217	4.67	\$10.11	\$15.05	\$17.63	\$23.12	\$27.60	\$21,037	\$31,297	\$36,679	\$48,098	\$57,400	#
51-9121	Coating, painting, and spraying machine setters, operators, and tenders	110	29.37	\$16.37	\$34,044	5.79	\$10.52	\$12.42	\$15.41	\$19.75	\$23.87	\$21,873	\$25,829	\$32,048	\$41,083	\$49,650	1.15
51-9122	Painters, transportation equipment	50	27.24	\$31.91	\$66,382	11.77	\$13.77	\$18.91	\$28.20	\$45.28	\$57.72	\$28,645	\$39,332	\$58,653	\$94,180	\$120,054	0.86
51-9151	Photographic process workers and processing machine operators	20	31.00	#	#	#	#	#	#	#	#	#	#	#	#	#	#
51-9195	Molders, shapers, and casters, except metal and plastic	30	18.80	\$18.94	\$39,397	8.49	\$11.41	\$14.09	\$20.68	\$23.09	\$24.57	\$23,735	\$29,304	\$43,025	\$48,033	\$51,098	#
51-9198	Helpers--production workers	190	20.68	\$14.76	\$30,709.00	\$3.96	\$10.14	\$11.46	\$14.61	\$17.86	\$19.59	\$21,086.00	\$23,835.00	\$30,387.00	\$37,141.00	\$40,750.00	0.44
51-9199	Production workers, all other	250	3.55	\$18.51	\$38,496	2.40	\$10.99	\$13.35	\$17.71	\$22.96	\$27.96	\$22,856	\$27,762	\$36,836	\$47,757	\$58,161	0.89
53-0000	Transportation and material moving occupations	7,600	10.65	\$16.39	\$34,092	2.32	\$9.67	\$11.07	\$14.60	\$19.68	\$25.03	\$20,118	\$23,030	\$30,375	\$40,941	\$52,070	0.70
53-1048	First-line supervisors of transportation and material moving workers, except aircraft cargo handling supervisors	280	21.17	\$29.07	\$60,464	2.93	\$17.79	\$21.67	\$27.13	\$34.62	\$42.70	\$37,013	\$45,077	\$56,427	\$72,003	\$88,810	0.66
53-2012	Commercial pilots	10	45.86	#	\$122,807	9.44	#	#	#	#	#	\$67,511	\$75,083	\$135,682	\$160,939	\$188,198	#
53-3021	Bus drivers, transit and intercity	110	0.00	\$17.80	\$37,022	2.55	\$10.88	\$15.21	\$17.39	\$20.80	\$25.60	\$22,631	\$31,637	\$36,170	\$43,271	\$53,252	0.56
53-3022	Bus drivers, school or special client	370	21.23	\$16.56	\$34,450	2.61	\$11.95	\$14.21	\$17.00	\$18.92	\$20.35	\$24,856	\$29,567	\$35,356	\$39,360	\$42,327	0.67
53-3031	Driver/sales workers	#	#	\$13.00	\$27,042	6.49	\$9.31	\$9.43	\$9.94	\$14.53	\$19.28	\$19,361	\$19,610	\$20,675	\$30,216	\$40,109	#
53-3032	Heavy and tractor-trailer truck drivers	1,210	11.54	\$18.91	\$39,335	5.51	\$9.94	\$13.48	\$19.75	\$23.40	\$27.32	\$20,666	\$28,039	\$41,077	\$48,676	\$56,829	0.64
53-3033	Light truck or delivery services drivers	1,070	14.33	\$18.31	\$38,081	7.28	\$10.36	\$11.85	\$16.67	\$22.52	\$31.93	\$21,553	\$24,646	\$34,681	\$46,850	\$66,418	1.12
53-3041	Taxi drivers and chauffeurs	100	21.09	\$12.39	\$25,761	7.43	\$9.43	\$9.66	\$11.18	\$15.30	\$17.68	\$19,606	\$20,086	\$23,253	\$31,820	\$36,780	0.47
53-3099	Motor vehicle operators, all other	150	28.62	\$13.83	\$28,773	5.50	\$9.68	\$10.27	\$11.21	\$13.56	\$21.20	\$20,137	\$21,353	\$23,317	\$28,200	\$44,087	2.38
53-6021	Parking lot attendants	#	#	\$12.41	\$25,817	2.56	\$9.59	\$10.15	\$12.45	\$14.23	\$15.48	\$19,957	\$21,121	\$25,894	\$29,590	\$32,204	#
53-6031	Automotive and watercraft service attendants	#	#	\$11.64	\$24,219	4.49	\$9.44	\$9.64	\$11.18	\$13.34	\$14.81	\$19,627	\$20,046	\$23,247	\$27,750	\$30,813	#
53-6099	Transportation workers, all other	#	#	\$10.73	\$22,328	3.65	\$9.81	\$10.20	\$10.84	\$11.49	\$11.87	\$20,401	\$21,207	\$22,549	\$23,891	\$24,697	#
53-7021	Crane and tower operators	#	#	\$33.08	\$68,801	4.81	\$23.53	\$28.66	\$33.74	\$37.17	\$39.22	\$48,944	\$59,614	\$70,188	\$77,306	\$81,576	#
53-7032	Excavating and loading machine and dragline operators	#	#	\$24.67	\$51,311	11.23	\$17.47	\$20.31	\$23.56	\$29.55	\$34.85	\$36,337	\$42,235	\$48,999	\$61,458	\$72,492	#
53-7051	Industrial truck and tractor operators	550	19.32	\$16.52	\$34,361	2.18	\$12.40	\$13.82	\$16.05	\$18.54	\$22.12	\$25,787	\$28,738	\$33,393	\$38,558	\$46,012	0.88
53-7061	Cleaners of vehicles and equipment	240	21.64	\$11.60	\$24,119	3.76	\$9.38	\$9.66	\$10.86	\$13.08	\$14.76	\$19,515	\$20,086	\$22,586	\$27,212	\$30,709	0.60
53-7062	Laborers and freight, stock, and material movers, hand	1,780	32.04	\$14.25	\$29,648	2.70	\$10.26	\$11.60	\$13.60	\$15.98	\$19.93	\$21,345	\$24,132	\$28,298	\$33,235	\$41,450	0.61
53-7064	Packers and packagers, hand	380	33.18	\$12.06	\$25,092	3.87	\$9.48	\$9.76	\$11.01	\$13.59	\$16.77	\$19,714	\$20,301	\$22,903	\$28,272	\$34,888	0.51
53-7081	Refuse and recyclable material collectors	80	9.71	\$18.51	\$38,491	6.16	\$10.87	\$14.58	\$17.98	\$22.47	\$27.05	\$22,606	\$30,333	\$37,408	\$46,728	\$56,258	0.67

Data unavailable

Occupational Code	Occupational Title	Employment Estimate	Employment Percentage Relative Standard Error	Average Hourly Wage	Average Annual Wage	Wage Percentage Relative Standard Error	10th Percentile (Hourly)	25th Percentile (Hourly)	50th Percentile (Hourly)	75th Percentile (Hourly)	90th Percentile (Hourly)	10th Percentile (Annual)	25th Percentile (Annual)	50th Percentile (Annual)	75th Percentile (Annual)	90th Percentile (Annual)	Location Quotients
00-0000	Total all occupations	59,580	1.27	\$21.35	\$44,413	2.16	\$9.59	\$11.55	\$16.62	\$25.67	\$37.75	\$19,948	\$24,033	\$34,569	\$53,386	\$78,530	1.00
11-0000	Management occupations	1,980	4.05	\$46.59	\$96,912	2.19	\$19.02	\$29.87	\$41.60	\$57.56	\$75.34	\$39,570	\$62,129	\$86,526	\$119,726	\$156,709	0.65
11-1021	General and operations managers	920	7.33	\$48.04	\$99,930	2.85	\$17.39	\$27.25	\$39.19	\$58.96	\$85.51	\$36,161	\$56,678	\$81,510	\$122,643	\$177,862	0.99
11-2021	Marketing managers	20	20.67	\$53.00	\$110,245	12.18	\$20.91	\$30.89	\$47.22	\$61.40	\$93.29	\$43,496	\$64,246	\$98,214	\$127,720	\$194,041	#
11-2022	Sales managers	50	25.76	\$55.14	\$114,681	10.02	\$22.20	\$34.54	\$45.48	\$72.91	\$93.07	\$46,180	\$71,849	\$94,589	\$151,643	\$193,578	0.34
11-2031	Public relations and fundraising managers	20	8.60	\$53.37	\$111,004	3.84	\$29.86	\$38.59	\$55.24	\$67.13	\$76.70	\$62,106	\$80,276	\$114,908	\$139,631	\$159,542	#
11-3011	Administrative services managers	30	2.42	\$46.53	\$96,775	1.98	\$25.27	\$32.15	\$44.23	\$60.95	\$74.84	\$52,563	\$66,881	\$91,999	\$126,784	\$155,669	0.29
11-3021	Computer and information systems managers	20	16.82	\$59.48	\$123,712	6.91	\$41.54	\$45.69	\$53.14	\$62.10	\$86.50	\$86,400	\$95,028	\$110,541	\$129,158	\$179,930	#
11-3031	Financial managers	50	9.71	\$57.88	\$120,400	3.58	\$39.88	\$46.38	\$56.10	\$64.16	\$78.37	\$82,953	\$96,477	\$116,684	\$133,443	\$163,007	0.20
11-3051	Industrial production managers	30	14.24	\$50.66	\$105,373	9.42	\$23.51	\$33.39	\$45.45	\$62.27	\$88.91	\$48,908	\$69,457	\$94,542	\$129,520	\$184,940	#
11-3071	Transportation, storage, and distribution managers	30	9.81	\$44.77	\$93,130	2.93	\$31.30	\$35.88	\$45.77	\$53.97	\$60.64	\$65,096	\$74,624	\$95,193	\$112,262	\$126,141	0.62
11-3121	Human resources managers	10	3.40	\$47.53	\$98,857	2.69	\$33.76	\$38.29	\$44.80	\$53.64	\$70.70	\$70,229	\$79,634	\$93,176	\$111,567	\$147,057	#
11-9021	Construction managers	150	16.15	\$37.46	\$77,921	5.88	\$17.47	\$26.16	\$35.56	\$45.90	\$61.02	\$36,330	\$54,404	\$73,972	\$95,467	\$126,928	1.40
11-9031	Education administrators, preschool and childcare center/program	10	40.88	\$17.18	\$35,724	9.08	\$13.08	\$14.32	\$16.09	\$17.96	\$19.21	\$27,204	\$29,793	\$33,465	\$37,355	\$39,955	#
11-9032	Education administrators, elementary and secondary school	120	1.30	#	\$85,310	2.72	#	#	#	#	#	\$63,618	\$72,755	\$86,299	\$98,408	\$112,966	1.15
11-9041	Architectural and engineering managers	10	13.84	\$72.65	\$151,110	8.33	\$51.67	\$55.61	\$62.16	\$83.02	#	\$107,477	\$115,665	\$129,300	\$172,692	#	#
11-9051	Food service managers	20	44.05	#	#	#	#	#	#	#	#	#	#	#	#	#	#
11-9111	Medical and health services managers	190	4.41	\$52.37	\$108,930	3.55	\$30.67	\$40.33	\$48.52	\$61.60	\$76.98	\$63,797	\$83,893	\$100,914	\$128,121	\$160,112	1.34
11-9141	Property, real estate, and community association managers	#	#	\$35.88	\$74,624	17.38	\$21.63	\$24.58	\$40.78	\$46.23	\$49.50	\$44,989	\$51,131	\$84,828	\$96,164	\$102,966	#
11-9151	Social and community service managers	30	10.09	\$35.20	\$73,207	2.36	\$20.56	\$23.27	\$35.55	\$44.65	\$49.58	\$42,764	\$48,397	\$73,939	\$92,874	\$103,126	#
11-9199	Managers, all other	120	10.39	\$48.25	\$100,353	2.69	\$28.47	\$39.02	\$48.06	\$59.11	\$67.80	\$59,219	\$81,167	\$99,959	\$122,946	\$141,021	0.65
13-0000	Business and financial operations occupations	2,310	6.19	\$31.61	\$65,752	3.42	\$16.12	\$20.98	\$28.54	\$37.97	\$49.80	\$33,522	\$43,647	\$59,353	\$78,971	\$103,580	0.74
13-1020	Buyers and purchasing agents	120	7.25	\$26.16	\$54,410	2.70	\$16.44	\$20.11	\$23.76	\$30.63	\$40.64	\$34,186	\$41,820	\$49,427	\$63,720	\$84,538	0.69
13-1041	Compliance officers, except agriculture, construction, health and safety, and transportation	90	15.77	\$31.64	\$65,811	3.41	\$19.70	\$23.99	\$30.13	\$37.91	\$46.23	\$40,969	\$49,892	\$62,665	\$78,845	\$96,158	0.72
13-1051	Cost estimators	100	19.52	\$32.04	\$66,650	4.65	\$17.80	\$24.80	\$31.71	\$38.20	\$46.95	\$37,027	\$51,593	\$65,953	\$79,449	\$97,651	1.18
13-1071	Human resources specialists	160	11.03	\$27.97	\$58,171	2.73	\$17.40	\$21.40	\$26.00	\$31.74	\$41.99	\$36,182	\$44,519	\$54,085	\$66,023	\$87,330	0.70
13-1081	Logisticians	20	20.06	\$32.80	\$68,222	4.02	\$25.52	\$27.79	\$31.10	\$36.50	\$39.52	\$53,082	\$57,798	\$64,689	\$75,910	\$82,207	#
13-1111	Management analysts	70	27.48	\$37.91	\$78,843	3.46	\$25.52	\$33.30	\$38.72	\$44.41	\$50.23	\$53,089	\$69,271	\$80,537	\$92,381	\$104,477	0.27
13-1121	Meeting, convention, and event planners	30	35.75	\$17.43	\$36,259	7.64	\$12.28	\$13.08	\$14.41	\$21.50	\$26.80	\$25,547	\$27,207	\$29,974	\$44,718	\$55,742	0.77
13-1131	Fundraisers	20	25.18	\$25.56	\$53,155	4.04	\$15.94	\$19.83	\$25.37	\$30.00	\$36.66	\$33,165	\$41,242	\$52,777	\$62,402	\$76,243	#
13-1141	Compensation, benefits, and job analysis specialists	20	5.49	\$23.99	\$49,896	3.45	\$11.90	\$14.60	\$21.93	\$30.38	\$37.11	\$24,759	\$30,364	\$45,609	\$63,199	\$77,193	#
13-1151	Training and development specialists	90	28.16	\$24.51	\$50,986	3.62	\$15.45	\$16.96	\$20.92	\$31.37	\$38.27	\$32,139	\$35,276	\$43,514	\$65,255	\$79,606	0.78
13-1161	Market research analysts and marketing specialists	160	12.50	\$26.60	\$55,331	8.25	\$10.61	\$15.67	\$22.84	\$30.48	\$52.15	\$22,063	\$32,589	\$47,517	\$63,400	\$108,467	0.66
13-1199	Business operations specialists, all other	630	15.27	\$32.89	\$68,415	7.30	\$16.65	\$22.59	\$30.58	\$41.25	\$56.75	\$34,635	\$46,995	\$63,603	\$85,802	\$118,048	1.51
13-2011	Accountants and auditors	420	6.48	\$30.74	\$63,945	3.26	\$16.95	\$21.46	\$28.85	\$37.86	\$46.22	\$35,247	\$44,641	\$60,000	\$78,745	\$96,130	0.81
13-2021	Appraisers and assessors of real estate	#	#	\$23.06	\$47,965	6.87	\$16.90	\$18.74	\$21.69	\$25.15	\$31.13	\$35,159	\$38,981	\$45,110	\$52,304	\$64,747	#
13-2052	Personal financial advisors	60	8.60	\$62.73	\$130,470	25.91	\$16.99	\$28.96	\$42.46	\$90.23	#	\$35,341	\$60,243	\$88,324	\$187,670	#	0.72
13-2072	Loan officers	100	14.88	\$35.79	\$74,435	9.17	\$19.47	\$22.83	\$33.56	\$44.29	\$61.92	\$40,493	\$47,479	\$69,807	\$92,124	\$128,787	0.78
13-2081	Tax examiners and collectors, and revenue agents	20	0.00	\$32.81	\$68,255	2.44	\$21.23	\$27.14	\$29.68	\$41.26	\$45.38	\$44,149	\$56,451	\$61,732	\$85,811	\$94,399	#
13-2099	Financial specialists, all other	30	28.59	\$33.23	\$69,128	8.86	\$21.18	\$25.41	\$32.68	\$42.66	\$46.50	\$44,064	\$52,853	\$67,984	\$88,724	\$96,710	#
15-0000	Computer and mathematical occupations	620	9.28	\$35.26	\$73,345	3.57	\$17.79	\$24.32	\$33.20	\$44.51	\$56	\$37,002	\$50,582	\$69,065	\$92,576	\$116,242	0.35
15-1121	Computer systems analysts	30	21.94	\$42.98	\$89,404	10.56	\$25.49	\$28.94	\$36.91	\$47.69	\$86.70	\$53,018	\$60,194	\$76,765	\$99,195	\$180,334	0.13
15-1132	Software developers, applications	110	17.71	\$37.24	\$77,463	8.20	\$15.19	\$27.96	\$38.37	\$45.55	\$51.67	\$31,599	\$58,152	\$79,813	\$94,742	\$107,474	0.31
15-1134	Web developers	#	#	\$24.03	\$49,980	8.42	\$16.41	\$17.95	\$22.19	\$30.00	\$35.49	\$34,125	\$37,337	\$46,163	\$62,403	\$73,823	#
15-1141	Database administrators	30	37.53	\$33.25	\$69,151	19.94	\$10.73	\$19.11	\$32.21	\$51.04	\$59.47	\$22,322	\$39,757	\$66,990	\$106,153	\$123,694	#
15-1142	Network and computer systems administrators	140	9.61	\$36.77	\$76,473	3.16	\$21.52	\$28.16	\$36.71	\$45.13	\$49.91	\$44,761	\$58,581	\$76,362	\$93,861	\$103,813	0.86
15-1143	Computer network architects	20	21.08	#	#	#	#	#	#	#	#	#	#	#	#	#	#
15-1151	Computer user support specialists	130	8.09	\$24.89	\$51,763	4.13	\$14.42	\$18.01	\$23.33	\$28.88	\$35.31	\$29,997	\$37,451	\$48,531	\$60,077	\$73,449	0.50
15-1152	Computer network support specialists	20	30.37	\$30.54	\$63,525	11.14	\$17.19	\$21.91	\$28.92	\$34.98	\$38.21	\$35,754	\$45,568	\$60,154	\$72,759	\$79,485	#
15-1199	Computer occupations, all other	70	19.44	\$33.97	\$70,657	4.07	\$21.27	\$25.17	\$34.74	\$41.64	\$47.18	\$44,244	\$52,349	\$72,258	\$86,606	\$98,144	0.51

Data unavailable

Occupational Code	Occupational Title	Employment Estimate	Employment Percentage Relative Standard Error	Average Hourly Wage	Average Annual Wage	Wage Percentage Relative Standard Error	10th Percentile (Hourly)	25th Percentile (Hourly)	50th Percentile (Hourly)	75th Percentile (Hourly)	90th Percentile (Hourly)	10th Percentile (Annual)	25th Percentile (Annual)	50th Percentile (Annual)	75th Percentile (Annual)	90th Percentile (Annual)	Location Quotients
17-0000	Architecture and engineering occupations	640	7.55	\$34.30	\$71,341	3.30	\$18.17	\$23.62	\$31.71	\$42.23	\$53.67	\$37,796	\$49,132	\$65,946	\$87,841	\$111,629	0.61
17-1022	Surveyors	80	28.91	\$28.17	\$58,587.00	\$2.93	\$17.58	\$22.39	\$28.08	\$32.84	\$39.44	\$36,572.00	\$46,566.00	\$58,399.00	\$68,306.00	\$82,040.00	4.63
17-2051	Civil engineers	140	12.80	\$39.19	\$81,506	4.12	\$21.36	\$32.14	\$39.39	\$47.18	\$56.42	\$44,434	\$66,851	\$81,922	\$98,143	\$117,344	1.12
17-2071	Electrical engineers	20	0.00	\$34.72	\$72,208	2.17	\$20.27	\$24.13	\$33.04	\$42.84	\$56.67	\$42,153	\$50,194	\$68,718	\$89,110	\$117,879	#
17-2081	Environmental engineers	#	#	\$41.99	\$87,342	2.09	\$27.52	\$31.26	\$39.75	\$49.50	\$62.53	\$57,242	\$66,022	\$82,672	\$102,965	\$130,057	#
17-2112	Industrial engineers	20	32.92	\$40.64	\$84,529	7.05	\$22.57	\$26.55	\$37.02	\$48.86	\$72.56	\$46,936	\$55,232	\$76,994	\$101,628	\$150,933	#
17-2141	Mechanical engineers	40	16.61	\$36.79	\$76,524	12.85	\$14.44	\$25.27	\$29.72	\$40.08	\$47.54	\$30,041	\$52,552	\$61,819	\$83,369	\$98,886	0.34
17-2171	Petroleum engineers	40	22.09	\$50.51	\$105,057	14.48	\$27.14	\$33.82	\$45.30	\$63.54	\$90.39	\$56,442	\$70,352	\$94,228	\$132,167	\$188,012	3.23
17-3011	Architectural and civil drafters	20	33.34	\$26.38	\$54,870	9.76	\$16.74	\$19.13	\$27.13	\$32.96	\$36.39	\$34,823	\$39,782	\$56,426	\$68,566	\$75,693	#
17-3022	Civil engineering technicians	30	2.63	\$28.39	\$59,060	2.49	\$22.52	\$24.29	\$28.73	\$31.75	\$34.68	\$46,849	\$50,526	\$59,755	\$66,033	\$72,125	#
17-3023	Electrical and electronics engineering technicians	10	5.14	\$32.51	\$67,626	3.97	\$31.59	\$32.78	\$32.79	\$33.77	\$37.62	\$65,708	\$68,185	\$68,196	\$70,252	\$78,252	#
17-3027	Mechanical engineering technicians	10	7.97	\$31.01	\$64,493	3.51	\$17.86	\$25.50	\$31.77	\$37.23	\$43.09	\$37,142	\$53,039	\$66,074	\$77,436	\$89,633	#
17-3029	Engineering technicians, except drafters, all other	30	31.06	\$28.39	\$59,048	9.02	\$18.12	\$22.16	\$27.12	\$36.66	\$37.63	\$37,699	\$46,094	\$56,409	\$76,256	\$78,266	#
17-3031	Surveying and mapping technicians	50	47.28	\$20.78	\$43,223	7.76	\$13.50	\$16.05	\$20.59	\$25.43	\$29.14	\$28,087	\$33,392	\$42,820	\$52,904	\$60,614	2.16
19-0000	Life, physical, and social science occupations	590	4.61	\$31.19	\$64,878.00	\$2.96	\$15.80	\$21.52	\$30.13	\$38.96	\$47.82	\$32,861.00	\$44,754.00	\$62,664.00	\$81,028.00	\$99,472.00	1.23
19-1031	Conservation scientists	40	27.31	\$28.75	\$59,790	2.54	\$20.94	\$22.41	\$26.21	\$35.71	\$38.16	\$43,549	\$46,611	\$54,515	\$74,267	\$79,374	4.14
19-2031	Chemists	10	27.25	\$32.39	\$67,374	5.41	\$25.09	\$28.53	\$33.40	\$37.08	\$39.29	\$52,178	\$59,340	\$69,471	\$77,135	\$81,733	#
19-2041	Environmental scientists and specialists, including health	90	21.97	\$33.50	\$69,689	9.38	\$16.80	\$20.23	\$30.54	\$40.69	\$56.19	\$34,936	\$42,083	\$63,515	\$84,635	\$116,875	2.69
19-2042	Geoscientists, except hydrologists and geographers	50	25.69	\$38.05	\$79,151	6.89	\$23.68	\$29.84	\$41.25	\$46.55	\$49.99	\$49,247	\$62,072	\$85,799	\$96,823	\$103,984	4.18
19-2043	Hydrologists	20	0.00	\$41.66	\$86,656	2.39	\$30.87	\$35.70	\$42.66	\$47.23	\$53.64	\$64,218	\$74,259	\$88,735	\$98,235	\$111,565	#
19-3031	Clinical, counseling, and school psychologists	40	10.92	\$40.46	\$84,151	3.29	\$22.54	\$33.24	\$41.96	\$48.80	\$56.72	\$46,890	\$69,142	\$87,277	\$101,503	\$117,977	0.80
19-3051	Urban and regional planners	#	#	\$32.42	\$67,426	3.18	\$19.83	\$26.02	\$33.36	\$38.56	\$44.97	\$41,244	\$54,129	\$69,395	\$80,196	\$93,534	#
19-4031	Chemical technicians	10	41.04	\$23.89	\$49,688	13.59	\$10.40	\$16.60	\$23.20	\$30.50	\$38.61	\$21,626	\$34,521	\$48,266	\$63,431	\$80,302	#
19-4041	Geological and petroleum technicians	#	#	\$30.56	\$63,557	5.03	\$20.76	\$22.61	\$29.61	\$38.31	\$45.33	\$43,176	\$47,038	\$61,594	\$79,695	\$94,292	#
19-4091	Environmental science and protection technicians, including health	10	1.75	\$26.84	\$55,831	2.95	\$16.80	\$20.20	\$24.16	\$32.80	\$40.91	\$34,951	\$42,010	\$50,249	\$68,216	\$85,100	#
19-4099	Life, physical, and social science technicians, all other	40	25.34	\$25.61	\$53,263	2.35	\$17.60	\$19.56	\$23.82	\$31.10	\$37.62	\$36,615	\$40,677	\$49,547	\$64,692	\$78,257	1.48
21-0000	Community and social services occupations	1,280	8.46	\$21.18	\$44,061	4.85	\$10.70	\$14.89	\$20.26	\$26.33	\$30.66	\$22,247	\$30,963	\$42,137	\$54,761	\$63,766	1.46
21-1012	Educational, guidance, school, and vocational counselors	130	12.76	\$23.21	\$48,269	2.43	\$16.49	\$18.73	\$22.38	\$27.25	\$32.25	\$34,290	\$38,959	\$46,558	\$56,672	\$67,079	1.10
21-1013	Marriage and family therapists	30	43.68	#	#	#	#	#	#	#	#	#	#	#	#	#	#
21-1015	Rehabilitation counselors	40	16.94	\$22.73	\$47,281	15.15	\$10.80	\$13.02	\$23.61	\$31.20	\$36.07	\$22,467	\$27,074	\$49,114	\$64,886	\$75,022	0.82
21-1018	Substance abuse, behavioral disorder, and mental health counselors	320	22.11	\$20.40	\$42,422	13.57	\$9.58	\$11.67	\$22.29	\$27.48	\$29.63	\$19,918	\$24,282	\$46,360	\$57,156	\$61,638	3.12
21-1021	Child, family, and school social workers	180	10.13	\$21.25	\$44,206	2.87	\$14.85	\$18.89	\$21.29	\$23.68	\$27.90	\$30,883	\$39,287	\$44,293	\$49,245	\$58,037	1.38
21-1022	Healthcare social workers	#	#	\$25.29	\$52,599	5.67	\$16.39	\$18.25	\$24.72	\$29.27	\$38.83	\$34,096	\$37,969	\$51,427	\$60,872	\$80,760	#
21-1029	Social workers, all other	40	3.99	\$26.13	\$54,350	3.47	\$11.48	\$16.42	\$23.75	\$34.74	\$41.63	\$23,872	\$34,154	\$49,390	\$72,253	\$86,592	1.57
21-1091	Health educators	#	#	\$23.78	\$49,458	4.36	\$19.69	\$21.10	\$23.46	\$26.95	\$29.09	\$40,959	\$43,897	\$48,794	\$56,063	\$60,508	#
21-1093	Social and human service assistants	200	19.24	\$14.07	\$29,265	4.85	\$9.40	\$9.57	\$13.86	\$16.64	\$18.96	\$19,560	\$19,910	\$28,835	\$34,616	\$39,434	1.24
21-1094	Community health workers	20	18.27	\$17.41	\$36,210	3.69	\$12.99	\$14.71	\$17.07	\$19.41	\$23.27	\$27,020	\$30,601	\$35,514	\$40,363	\$48,406	#
21-1099	Community and social service specialists, all other	110	17.18	\$16.90	\$35,161	3.49	\$12.68	\$13.35	\$14.47	\$17.82	\$25.65	\$26,370	\$27,768	\$30,098	\$37,066	\$53,351	2.63
21-2011	Clergy	30	21.63	\$26.95	\$56,050	5.15	\$20.10	\$22.20	\$26.21	\$30.51	\$36.45	\$41,817	\$46,182	\$54,509	\$63,468	\$75,822	1.46
23-0000	Legal occupations	400	7.55	\$36.02	\$74,930	10.75	\$20.11	\$22.25	\$28.40	\$39.64	\$74.52	\$41,820	\$46,277	\$59,079	\$82,450	\$155,001	0.88
23-1011	Lawyers	240	12.86	\$40.91	\$85,091	15.85	\$21.50	\$24.36	\$34.54	\$47.11	\$83.57	\$44,717	\$50,665	\$71,837	\$97,982	\$173,828	0.91
23-1023	Judges, magistrate judges, and magistrates	20	3.08	\$74.61	\$155,185	5.54	\$66.61	\$66.62	\$74.52	\$77.86	\$83.96	\$138,554	\$138,564	\$154,996	\$161,940	\$174,632	#
23-2011	Paralegals and legal assistants	100	18.80	\$22.69	\$47,200	3.59	\$19.05	\$20.37	\$22.28	\$24.22	\$28.17	\$39,631	\$42,364	\$46,342	\$50,374	\$58,593	0.82
23-2093	Title examiners, abstractors, and searchers	20	26.99	\$22.30	\$46,386	2.68	\$16.85	\$19.22	\$22.48	\$25.76	\$28.31	\$35,039	\$39,977	\$46,752	\$53,574	\$58,878	#
23-2099	Legal support workers, all other	10	7.12	\$26.14	\$54,369	5.48	\$13.79	\$17.35	\$22.86	\$28.65	\$46.46	\$28,689	\$36,097	\$47,546	\$59,588	\$96,631	#
25-0000	Education, training, and library occupations	3,390	1.03	\$21.28	\$44,255	1.41	\$12.82	\$15.57	\$19.43	\$26.28	\$32.66	\$26,671	\$32,378	\$40,406	\$54,672	\$67,924	0.93
25-1194	Vocational education teachers, postsecondary	110	30.47	\$19.24	\$40,016	14.33	\$10.51	\$11.95	\$17.74	\$23.52	\$29.47	\$21,865	\$24,856	\$36,892	\$48,918	\$61,296	2.35
25-2011	Preschool teachers, except special education	70	12.96	\$14.07	\$29,266	7.43	\$9.99	\$10.87	\$12.52	\$16.71	\$18.89	\$20,777	\$22,617	\$26,049	\$34,757	\$39,301	0.42
25-2012	Kindergarten teachers, except special education	10	14.00	#	\$37,850	2.27	#	#	#	#	#	\$28,403	\$32,378	\$37,192	\$43,671	\$49,197	#

Data unavailable

Occupational Code	Occupational Title	Employment Estimate	Employment Percentage Relative Standard Error	Average Hourly Wage	Average Annual Wage	Wage Percentage Relative Standard Error	10th Percentile (Hourly)	25th Percentile (Hourly)	50th Percentile (Hourly)	75th Percentile (Hourly)	90th Percentile (Hourly)	10th Percentile (Annual)	25th Percentile (Annual)	50th Percentile (Annual)	75th Percentile (Annual)	90th Percentile (Annual)	Location Quotients
25-2021	Elementary school teachers, except special education	680	1.32	#	\$46,415	2.50	#	#	#	#	#	\$33,347	\$36,775	\$44,209	\$54,924	\$63,595	1.16
25-2022	Middle school teachers, except special and career/technical educa	360	0.57	#	\$48,564	2.53	#	#	#	#	#	\$33,933	\$38,271	\$46,794	\$57,812	\$67,856	1.40
25-2031	Secondary school teachers, except special and career/technical ed	370	0.95	#	\$49,683	2.55	#	#	#	#	#	\$34,806	\$40,213	\$48,260	\$58,777	\$68,813	0.86
25-2052	Special education teachers, kindergarten and elementary school	90	0.54	#	\$54,901	2.41	#	#	#	#	#	\$36,841	\$42,594	\$49,780	\$65,952	\$78,300	1.12
25-2054	Special education teachers, secondary school	70	0.65	#	\$52,055	2.58	#	#	#	#	#	\$35,382	\$41,682	\$52,167	\$60,720	\$70,935	1.22
25-3021	Self-enrichment education teachers	#	#	\$21.53	\$44,789	10.18	\$15.63	\$16.86	\$18.91	\$22.59	\$37.40	\$32,509	\$35,069	\$39,336	\$46,985	\$77,785	#
25-3097	Teachers and instructors, all other, except substitute teachers	70	11.94	#	\$50,337	9.35	#	#	#	#	#	\$23,628	\$31,605	\$53,946	\$64,518	\$75,263	0.58
25-4021	Librarians	50	7.79	\$28.29	\$58,843	2.61	\$17.27	\$21.31	\$27.61	\$35.20	\$41.84	\$35,921	\$44,330	\$57,423	\$73,215	\$87,037	0.92
25-4031	Library technicians	80	14.59	\$14.71	\$30,589	2.22	\$11.81	\$12.75	\$14.10	\$16.39	\$19.22	\$24,558	\$28,517	\$29,324	\$34,082	\$39,985	2.11
25-9031	Instructional coordinators	30	10.98	\$25.62	\$53,283	4.51	\$16.34	\$20.33	\$23.57	\$30.51	\$38.64	\$33,979	\$42,278	\$49,036	\$63,457	\$80,364	#
25-9041	Teacher assistants	660	1.88	#	\$28,705	2.86	#	#	#	#	#	\$23,056	\$25,962	\$28,483	\$31,007	\$36,116	1.21
25-9099	Education, training, and library workers, all other	60	0.77	\$24.17	\$50,270	2.51	\$12.30	\$19.55	\$22.95	\$28.92	\$37.29	\$25,592	\$40,667	\$47,737	\$60,150	\$77,558	1.38
27-0000	Arts, design, entertainment, sports, and media occupations	660	12.35	\$18.60	\$38,698	6.28	\$9.46	\$11.19	\$15.32	\$21.98	\$29.88	\$19,681	\$23,265	\$31,860	\$45,728	\$62,154	0.82
27-1023	Floral designers	30	47.97	\$16.93	\$35,205	11.18	\$10.91	\$12.95	\$14.90	\$21.56	\$24.43	\$22,696	\$26,945	\$30,987	\$44,850	\$50,806	1.77
27-1024	Graphic designers	60	29.92	\$19.86	\$41,299	4.63	\$12.82	\$14.54	\$18.79	\$24.05	\$29.29	\$26,673	\$30,251	\$39,092	\$50,020	\$60,933	0.68
27-1025	Interior designers	#	#	\$21.57	\$44,873	18.90	\$11.99	\$15.53	\$17.59	\$25.93	\$30.49	\$24,943	\$32,296	\$36,593	\$53,927	\$63,415	#
27-2012	Producers and directors	50	42.26	\$19.35	\$40,243	14.70	\$12.15	\$13.69	\$16.58	\$22.53	\$30.64	\$25,269	\$28,466	\$34,486	\$46,866	\$63,725	1.02
27-2022	Coaches and scouts	180	35.52	#	\$31,529	5.35	#	#	#	#	#	\$19,525	\$19,796	\$27,126	\$38,191	\$52,126	1.78
27-3031	Public relations specialists	50	11.51	\$26.10	\$54,295	5.64	\$16.06	\$18.71	\$23.55	\$34.73	\$38.41	\$33,406	\$38,908	\$48,975	\$72,243	\$79,896	0.51
27-3091	Interpreters and translators	20	12.87	\$20.59	\$42,833	4.89	\$14.86	\$16.45	\$18.82	\$23.63	\$30.56	\$30,913	\$34,219	\$39,147	\$49,160	\$63,570	#
27-4012	Broadcast technicians	10	27.83	\$19.04	\$39,602	20.00	\$9.45	\$10.34	\$14.58	\$26.04	\$38.71	\$19,663	\$21,505	\$30,319	\$54,174	\$80,525	#
27-4099	Media and communication equipment workers, all other	#	#	\$13.73	\$28,558	25.57	\$9.35	\$9.41	\$9.53	\$10.75	\$34.69	\$19,439	\$19,582	\$19,820	\$22,358	\$72,164	#
29-0000	Healthcare practitioners and technical occupations	5,030	3.99	\$38.39	\$79,858	3.06	\$16.45	\$23.72	\$32.29	\$42.48	\$60.32	\$34,220	\$49,330	\$67,173	\$88,368	\$125,457	1.41
29-1011	Chiropractors	20	14.36	\$30.99	\$64,454	11.70	\$21.27	\$24.16	\$29.63	\$35.24	\$44.81	\$44,233	\$50,254	\$61,635	\$73,306	\$93,196	#
29-1021	Dentists, general	#	#	\$45.67	\$94,984	19.38	\$31.53	\$33.52	\$36.83	\$64.19	\$81.39	\$65,581	\$69,718	\$76,611	\$133,520	\$169,292	#
29-1031	Dietitians and nutritionists	60	27.84	\$20.60	\$42,841	7.59	\$10.47	\$11.57	\$19.11	\$29.89	\$34.28	\$21,780	\$24,062	\$39,744	\$62,174	\$71,307	2.18
29-1041	Optometrists	20	31.39	\$43.89	\$91,292	14.75	\$32.39	\$34.66	\$38.44	\$56	\$62	\$67,374	\$72,096	\$79,965	\$116,524	\$128,081	#
29-1051	Pharmacists	130	16.29	\$61.09	\$127,077	2.19	\$51.98	\$55.29	\$60.57	\$69.19	\$76	\$108,108	\$114,999	\$125,981	\$143,919	\$158,433	0.98
29-1062	Family and general practitioners	160	17.53	\$97.15	\$202,072	9.05	\$28.42	\$67	\$92	#	#	\$59,118	\$139,145	\$191,443	#	#	2.95
29-1063	Internists, general	60	35.45	\$98.43	\$204,733.00	\$28.58	\$34.70	\$39.52	\$97.38	#	#	\$72,181.00	\$82,196.00	\$202,544.00	#	#	3.17
29-1067	Surgeons	40	33.51	\$131.70	\$273,935	9.37	\$70.19	#	#	#	#	\$145,997	#	#	#	#	2.38
29-1069	Physicians and surgeons, all other	130	8.89	\$115.77	\$240,796	10.77	\$45.58	\$97.12	#	#	#	\$94,808	\$202,017	#	#	#	0.89
29-1071	Physician assistants	110	13.21	\$50.58	\$105,205	2.12	\$37.73	\$42.75	\$49.53	\$59.10	\$67.41	\$78,477	\$88,928	\$103,014	\$122,932	\$140,218	2.40
29-1122	Occupational therapists	140	8.13	\$42.05	\$87,468	2.01	\$31.86	\$36.67	\$43.21	\$47.54	\$50.79	\$66,269	\$76,266	\$89,880	\$98,878	\$105,636	2.57
29-1123	Physical therapists	110	5.53	\$41.71	\$86,758	2.42	\$31.86	\$35.88	\$42.12	\$47.73	\$52.43	\$66,279	\$74,623	\$87,602	\$99,275	\$109,058	1.15
29-1126	Respiratory therapists	60	2.07	\$30.76	\$63,975	2.63	\$25.04	\$26.99	\$30.21	\$35.06	\$38.51	\$52,082	\$56,130	\$62,840	\$72,928	\$80,096	1.19
29-1127	Speech-language pathologists	100	2.81	\$42.50	\$88,410	2.25	\$31.72	\$35.80	\$42.36	\$48.14	\$57	\$65,980	\$74,456	\$88,110	\$100,131	\$118,126	1.71
29-1131	Veterinarians	60	14.26	\$42.41	\$88,223.00	\$5.23	\$26.03	\$33.35	\$39.82	\$49.67	\$60.58	\$54,138.00	\$69,364.00	\$82,822.00	\$103,314.00	\$126,001.00	2.18
29-1141	Registered nurses	1,870	8.30	\$35.11	\$73,021	1.63	\$26.27	\$29.27	\$34.26	\$39.94	\$46.87	\$54,641	\$60,892	\$71,255	\$83,085	\$97,482	1.54
29-1171	Nurse practitioners	60	9.32	\$50.84	\$105,753	1.89	\$40.55	\$43.34	\$48.64	\$58.24	\$67.90	\$84,341	\$90,154	\$101,176	\$121,134	\$141,222	0.79
29-2010	Clinical laboratory technologists and technicians	130	5.52	\$27.98	\$58,203	3.64	\$16.97	\$22.38	\$29.01	\$34.49	\$37.68	\$35,290	\$46,561	\$60,339	\$71,734	\$78,380	0.95
29-2021	Dental hygienists	#	#	\$31.46	\$65,431	8.09	\$25.09	\$28.23	\$32.95	\$36.94	\$39.16	\$52,179	\$58,718	\$68,541	\$76,839	\$81,443	#
29-2031	Cardiovascular technologists and technicians	30	20.43	\$38.82	\$80,749	4.23	\$22.21	\$34.29	\$41.46	\$46.55	\$49.60	\$46,187	\$71,326	\$86,235	\$96,817	\$103,167	#
29-2034	Radiologic technologists and technicians	110	2.63	\$28.51	\$59,305	1.59	\$20.80	\$23.51	\$28.02	\$32.07	\$38.03	\$43,258	\$48,905	\$58,281	\$66,715	\$79,094	1.28
29-2035	Magnetic resonance imaging technologists	20	4.43	\$35.97	\$74,827	2.51	\$31.65	\$33.22	\$35.84	\$38.46	\$42.24	\$65,827	\$69,097	\$74,548	\$80,000	\$87,861	#
29-2041	Emergency medical technicians and paramedics	90	19.38	\$16.35	\$34,018	12.96	\$9.30	\$9.31	\$16.44	\$21.27	\$24.57	\$19,350	\$19,360	\$34,196	\$44,250	\$51,104	0.82
29-2052	Pharmacy technicians	190	27.88	\$16.13	\$33,557	2.50	\$12.85	\$14.06	\$16.07	\$18.01	\$19.14	\$26,736	\$29,240	\$33,427	\$37,451	\$39,814	1.11

Data unavailable

Occupational Code	Occupational Title	Employment Estimate	Employment Percentage Relative Standard Error	Average Hourly Wage	Average Annual Wage	Wage Percentage Relative Standard Error	10th Percentile (Hourly)	25th Percentile (Hourly)	50th Percentile (Hourly)	75th Percentile (Hourly)	90th Percentile (Hourly)	10th Percentile (Annual)	25th Percentile (Annual)	50th Percentile (Annual)	75th Percentile (Annual)	90th Percentile (Annual)	Location Quotients
29-2055	Surgical technologists	70	2.72	\$26.40	\$54,912	1.79	\$18.09	\$22.15	\$26.84	\$30.50	\$35.37	\$37,628	\$46,080	\$55,821	\$63,440	\$73,577	1.51
29-2056	Veterinary technologists and technicians	140	16.79	\$15.26	\$31,746	8.40	\$10.47	\$11.87	\$14.45	\$17.81	\$21.80	\$21,782	\$24,696	\$30,047	\$37,039	\$45,348	3.34
29-2057	Ophthalmic medical technicians	60	37.83	\$20.86	\$43,388	4.30	\$17.04	\$19.71	\$21.43	\$23.14	\$24.16	\$35,445	\$41,005	\$44,577	\$48,124	\$50,252	2.92
29-2061	Licensed practical and licensed vocational nurses	260	11.55	\$22.14	\$46,043	1.67	\$17.02	\$20.00	\$22.43	\$24.47	\$27.99	\$35,405	\$41,609	\$46,655	\$50,905	\$58,217	0.89
29-2071	Medical records and health information technicians	90	6.53	\$20.65	\$42,948	2.12	\$13.44	\$16.07	\$19.36	\$25.07	\$29.35	\$27,955	\$33,436	\$40,278	\$52,155	\$61,054	1.02
29-2081	Opticians, dispensing	40	27.33	\$17.16	\$35,700	5.18	\$13.45	\$15.44	\$17.22	\$18.99	\$21.57	\$27,968	\$32,113	\$35,820	\$39,506	\$44,874	1.34
29-2091	Orthotists and prosthetists	#	#	\$20.84	\$43,344	9.00	\$11.84	\$18.07	\$21.12	\$22.82	\$24.33	\$24,632	\$37,580	\$43,936	\$47,460	\$50,612	#
29-2099	Health technologists and technicians, all other	80	8.87	\$19.76	\$41,107	1.74	\$11.60	\$13.78	\$17.84	\$25.62	\$30.48	\$24,128	\$28,672	\$37,108	\$53,282	\$63,391	1.62
29-9011	Occupational health and safety specialists	40	16.44	\$34.81	\$72,412	3.27	\$21.70	\$24.73	\$32.98	\$38.98	\$56.03	\$45,142	\$51,435	\$68,603	\$81,077	\$116,533	1.31
29-9012	Occupational health and safety technicians	10	2.34	\$30.28	\$62,987	2.59	\$22.45	\$25.79	\$31.14	\$35.38	\$37.87	\$46,703	\$53,643	\$64,775	\$73,594	\$78,768	#
29-9091	Athletic trainers	20	0.00	#	\$39,242	2.45	#	#	#	#	#	\$32,350	\$34,260	\$37,442	\$43,859	\$50,226	#
31-0000	Healthcare support occupations	2,200	5.94	\$14.67	\$30,513	2.26	\$10.12	\$11.55	\$13.84	\$16.68	\$19.39	\$21,044	\$24,029	\$28,791	\$34,688	\$40,326	1.28
31-1011	Home health aides	520	25.17	\$12.33	\$25,650	4.62	\$9.70	\$10.47	\$11.77	\$14.04	\$15.41	\$20,169	\$21,785	\$24,482	\$29,202	\$32,061	1.53
31-1014	Nursing assistants	760	8.57	\$13.53	\$28,137	2.17	\$10.50	\$11.62	\$13.27	\$15.10	\$17.60	\$21,832	\$24,178	\$27,598	\$31,415	\$36,604	1.25
31-2011	Occupational therapy assistants	30	5.46	\$25.20	\$52,413	5.38	\$23.55	\$23.78	\$23.91	\$25.69	\$31.20	\$48,978	\$49,462	\$49,725	\$53,430	\$64,898	#
31-2021	Physical therapist assistants	40	18.35	\$28.99	\$60,296	4.22	\$20.00	\$24.56	\$29.91	\$34.70	\$37.88	\$41,605	\$51,093	\$62,214	\$72,180	\$78,789	1.17
31-2022	Physical therapist aides	#	#	\$12.39	\$25,773	6.42	\$9.81	\$10.56	\$11.97	\$13.88	\$15.72	\$20,406	\$21,969	\$24,898	\$28,873	\$32,694	#
31-9011	Massage therapists	100	37.45	#	#	#	#	#	#	#	#	#	#	#	#	#	2.35
31-9091	Dental assistants	220	21.44	\$17.35	\$36,093	7.25	\$13.45	\$15.25	\$17.02	\$18.85	\$22.65	\$27,968	\$31,716	\$35,403	\$39,206	\$47,121	1.59
31-9092	Medical assistants	230	8.42	\$16.22	\$33,740	2.20	\$12.68	\$14.01	\$16.21	\$18.31	\$19.78	\$26,369	\$29,143	\$33,722	\$38,085	\$41,150	0.85
31-9093	Medical equipment preparers	40	16.89	\$15.17	\$31,561	4.07	\$9.66	\$12.93	\$14.97	\$17.90	\$20.46	\$20,097	\$26,885	\$31,132	\$37,233	\$42,564	1.81
31-9094	Medical transcriptionists	50	15.55	\$14.49	\$30,137	4.97	\$10.28	\$11.36	\$13.31	\$17.29	\$21.61	\$21,380	\$23,619	\$27,689	\$35,962	\$44,945	2.33
31-9099	Healthcare support workers, all other	100	5.97	\$15.53	\$32,296	4.61	\$12.25	\$13.18	\$14.63	\$17.61	\$21.51	\$25,475	\$27,404	\$30,440	\$36,622	\$44,741	2.58
33-0000	Protective service occupations	1,240	3.78	\$22.17	\$46,123	4.65	\$11.56	\$14.05	\$19.85	\$28.24	\$36.54	\$24,052	\$29,225	\$41,279	\$58,747	\$76,002	0.87
33-1012	First-line supervisors of police and detectives	40	3.78	\$46.70	\$97,134	3.65	\$39.18	\$42.70	\$46.74	\$50.32	\$57.37	\$81,496	\$88,808	\$97,223	\$104,662	\$119,321	0.85
33-1021	First-line supervisors of fire fighting and prevention workers	30	12.60	\$30.30	\$63,016	3.86	\$21.38	\$25.54	\$28.91	\$33.55	\$41.33	\$44,472	\$53,122	\$60,140	\$69,787	\$85,961	1.22
33-1099	First-line supervisors of protective service workers, all other	60	9.82	\$20.24	\$42,103	3.46	\$15.74	\$17.14	\$19.45	\$23.57	\$27.44	\$32,748	\$35,655	\$40,454	\$49,031	\$57,071	1.95
33-2011	Firefighters	170	13.92	\$20.20	\$42,024	4.28	\$9.37	\$14.14	\$21.32	\$26.26	\$29.73	\$19,489	\$29,419	\$44,343	\$54,629	\$61,842	1.25
33-3021	Detectives and criminal investigators	50	0.00	\$38.07	\$79,183	2.07	\$24.05	\$27.92	\$34.51	\$49.15	\$60.17	\$50,031	\$58,064	\$71,778	\$102,233	\$125,150	1.17
33-3051	Police and sheriff's patrol officers	240	5.21	\$31.25	\$64,999	\$2.79	\$22.50	\$26.29	\$32.16	\$36.53	\$39.46	\$46,793	\$54,680	\$66,893	\$75,982	\$82,083	0.86
33-9032	Security guards	150	21.97	\$13.80	\$28,712	3.06	\$10.18	\$11.90	\$13.45	\$15.09	\$18.45	\$21,174	\$24,751	\$27,983	\$31,389	\$38,383	0.32
33-9091	Crossing guards	210	6.24	\$14.24	\$29,621	3.04	\$12.40	\$12.98	\$13.94	\$14.90	\$16.32	\$25,787	\$26,997	\$29,001	\$31,002	\$33,945	6.42
33-9092	Lifeguards, ski patrol, and other recreational protective service workers	70	13.95	\$10.98	\$22,835	3.55	\$9.48	\$9.76	\$10.55	\$11.35	\$12.19	\$19,723	\$20,293	\$21,952	\$23,610	\$25,345	1.09
33-9093	Transportation security screeners	30	0.00	\$18.71	\$38,918	#	\$17.72	\$17.80	\$18.23	\$19.35	\$21.11	\$36,848	\$37,034	\$37,918	\$40,238	\$43,913	#
33-9099	Protective service workers, all other	80	0.27	\$20.02	\$41,633	3.77	\$15.06	\$16.04	\$18.41	\$23.43	\$28.72	\$31,325	\$33,367	\$38,302	\$48,735	\$59,735	1.36
35-0000	Food preparation and serving-related occupations	6,230	3.17	\$11.26	\$23,415	1.39	\$9.35	\$9.47	\$9.83	\$11.68	\$15.02	\$19,451	\$19,699	\$20,437	\$24,298	\$31,238	1.13
35-1011	Chefs and head cooks	#	#	\$22.41	\$46,617	9.39	\$11.31	\$19.73	\$23.04	\$27.46	\$30.62	\$23,519	\$41,037	\$47,925	\$57,121	\$63,682	#
35-1012	First-line supervisors of food preparation and serving workers	390	12.58	\$17.31	\$35,999	4.95	\$11.54	\$13.14	\$15.65	\$21.11	\$26.14	\$24,011	\$27,327	\$32,562	\$43,916	\$54,364	1.01
35-2012	Cooks, institution and cafeteria	240	12.72	\$13.42	\$27,912	2.27	\$9.63	\$10.54	\$12.80	\$15.66	\$18.23	\$20,031	\$21,920	\$26,633	\$32,568	\$37,911	1.43
35-2014	Cooks, restaurant	770	10.73	\$11.89	\$24,723	3.03	\$9.67	\$10.29	\$11.37	\$12.94	\$15.01	\$20,121	\$21,404	\$23,650	\$26,918	\$31,212	1.45
35-2015	Cooks, short order	#	#	\$11.95	\$24,857	8.07	\$9.64	\$10.11	\$10.90	\$11.68	\$17.48	\$20,048	\$21,035	\$22,664	\$24,293	\$36,358	#
35-2021	Food preparation workers	270	45.88	\$11.67	\$24,275	2.54	\$9.53	\$10.07	\$11.09	\$12.45	\$14.45	\$19,814	\$20,941	\$23,071	\$25,906	\$30,058	0.76
35-3011	Bartenders	290	21.21	\$11.76	\$24,452	5.70	\$9.34	\$9.41	\$9.70	\$13.46	\$18.20	\$19,429	\$19,576	\$20,172	\$28,003	\$37,849	1.12
35-3021	Combined food preparation and serving workers, including fast food	1,640	24.85	\$10.36	\$21,554	1.88	\$9.35	\$9.42	\$9.68	\$10.79	\$12.07	\$19,443	\$19,603	\$20,130	\$22,441	\$25,111	1.10
35-3022	Counter attendants, cafeteria, food concession, and coffee shop	#	#	\$10.36	\$21,557	3.66	\$9.42	\$9.62	\$10.32	\$11.07	\$11.53	\$19,590	\$20,010	\$21,456	\$23,031	\$23,976	#
35-3031	Waiters and waitresses	1,190	9.57	\$10.08	\$20,976	2.82	\$9.31	\$9.36	\$9.49	\$9.68	\$9.88	\$19,360	\$19,478	\$19,734	\$20,144	\$20,556	1.10
35-3041	Food servers, nonrestaurant	250	26.12	\$10.60	\$22,042	2.73	\$9.31	\$9.44	\$9.67	\$11.11	\$13.81	\$19,363	\$19,640	\$20,124	\$23,110	\$28,717	2.28

Data unavailable

Occupational Code	Occupational Title	Employment Estimate	Employment Percentage Relative Standard Error	Average Hourly Wage	Average Annual Wage	Wage Percentage Relative Standard Error	10th Percentile (Hourly)	25th Percentile (Hourly)	50th Percentile (Hourly)	75th Percentile (Hourly)	90th Percentile (Hourly)	10th Percentile (Annual)	25th Percentile (Annual)	50th Percentile (Annual)	75th Percentile (Annual)	90th Percentile (Annual)	Location Quotients
35-9011	Dining room and cafeteria attendants and bartender helpers	#	#	\$10.25	\$21,324	4.14	\$9.35	\$9.43	\$9.68	\$10.69	\$11.86	\$19,442	\$19,605	\$20,125	\$22,241	\$24,659	#
35-9021	Dishwashers	300	36.36	\$10.14	\$21,088	1.96	\$9.36	\$9.46	\$9.76	\$10.84	\$11.60	\$19,460	\$19,670	\$20,291	\$22,547	\$24,132	1.42
35-9031	Hosts and hostesses, restaurant, lounge, and coffee shop	250	30.82	\$10.95	\$22,777	5.03	\$9.37	\$9.48	\$9.99	\$11.91	\$14.42	\$19,489	\$19,726	\$20,783	\$24,765	\$29,996	1.42
37-0000	Building and grounds cleaning and maintenance occupations	1,780	7.95	\$13.96	\$29,036	2.73	\$9.58	\$10.61	\$12.42	\$15.33	\$20.19	\$19,925	\$22,076	\$25,834	\$31,893	\$42,002	0.96
37-1011	First-line supervisors of housekeeping and janitorial workers	40	21.44	\$23.60	\$49,084	9.62	\$10.98	\$16.20	\$22.21	\$29.28	\$37.25	\$22,828	\$33,698	\$46,194	\$60,900	\$77,478	0.64
37-1012	First-line supervisors of landscaping, lawn service, and groundskeeping	#	#	\$26.44	\$55,002	4.51	\$19.98	\$22.38	\$26.14	\$29.55	\$34.45	\$41,567	\$46,547	\$54,381	\$61,467	\$71,660	#
37-2011	Janitors and cleaners, except maids and housekeeping cleaners	720	6.51	\$13.28	\$27,627	2.09	\$10.08	\$11.16	\$12.75	\$14.47	\$17.20	\$20,975	\$23,210	\$26,529	\$30,096	\$35,777	0.80
37-2012	Maids and housekeeping cleaners	510	26.97	\$11.11	\$23,113	2.01	\$9.38	\$9.65	\$10.65	\$11.74	\$13.71	\$19,509	\$20,062	\$22,147	\$24,413	\$28,515	1.33
37-3011	Landscaping and groundskeeping workers	360	16.88	\$16.18	\$33,664	2.79	\$9.96	\$12.64	\$15.73	\$18.50	\$23.62	\$20,715	\$26,295	\$32,710	\$38,472	\$49,123	0.95
37-3012	Pesticide handlers, sprayers, and applicators, vegetation	#	#	\$17.00	\$35,370	16.79	\$11.32	\$12.29	\$13.78	\$17.97	\$34.58	\$23,536	\$25,553	\$28,660	\$37,382	\$71,916	#
37-3013	Tree trimmers and pruners	#	#	\$14.46	\$30,075	3.57	\$11.00	\$12.64	\$14.39	\$16.55	\$18.58	\$22,878	\$26,300	\$29,929	\$34,434	\$38,653	#
39-0000	Personal care and service occupations	1,810	8.41	\$11.83	\$24,614	2.31	\$9.35	\$9.48	\$10.19	\$12.32	\$17.38	\$19,458	\$19,711	\$21,203	\$25,619	\$36,147	0.84
39-1021	First-line supervisors of personal service workers	100	15.83	\$16.39	\$34,095	5.40	\$10.02	\$11.73	\$15.45	\$19.95	\$24.11	\$20,845	\$24,393	\$32,139	\$41,503	\$50,148	1.13
39-2021	Nonfarm animal caretakers	130	16.49	\$10.50	\$21,841	3.71	\$9.36	\$9.48	\$9.77	\$10.99	\$11.90	\$19,477	\$19,720	\$20,318	\$22,867	\$24,752	1.63
39-3091	Amusement and recreation attendants	160	43.94	\$10.40	\$21,624	2.29	\$9.33	\$9.37	\$9.54	\$10.30	\$12.01	\$19,397	\$19,482	\$19,848	\$21,428	\$24,984	1.23
39-5012	Hairdressers, hairstylists, and cosmetologists	#	#	\$12.93	\$26,887	10.41	\$9.44	\$10.32	\$13.10	\$14.88	\$17.06	\$19,629	\$21,474	\$27,250	\$30,959	\$35,475	#
39-5094	Skincare specialists	#	#	\$12.47	\$25,931	12.60	\$9.42	\$9.73	\$10.72	\$11.70	\$19.84	\$19,601	\$20,247	\$22,305	\$24,341	\$41,266	#
39-9011	Childcare workers	140	10.34	\$10.35	\$21,538	2.09	\$9.42	\$9.58	\$10.00	\$11.12	\$11.79	\$19,588	\$19,931	\$20,804	\$23,126	\$24,522	0.60
39-9021	Personal care aides	770	10.86	\$10.47	\$21,787	2.80	\$9.34	\$9.39	\$9.68	\$10.99	\$12.28	\$19,422	\$19,538	\$20,140	\$22,855	\$25,544	0.91
39-9031	Fitness trainers and aerobics instructors	120	16.87	\$16.28	\$33,865	3.71	\$11.63	\$14.17	\$16.66	\$18.49	\$19.83	\$24,182	\$29,466	\$34,663	\$38,469	\$41,243	1.04
39-9032	Recreation workers	90	12.52	\$14.93	\$31,056	6.41	\$9.47	\$9.72	\$12.52	\$18.71	\$23.48	\$19,696	\$20,222	\$26,064	\$38,912	\$48,834	0.63
39-9099	Personal care and service workers, all other	#	#	\$13.68	\$28,445.00	\$3.17	\$9.43	\$9.63	\$10.25	\$19.56	\$23.97	\$19,617.00	\$20,026.00	\$21,313.00	\$40,685.00	\$49,866.00	#
41-0000	Sales and related occupations	7,360	3.82	\$18.70	\$38,897	5.14	\$9.39	\$10.17	\$12.87	\$20.24	\$34.30	\$19,522	\$21,156	\$26,769	\$42,092	\$71,343	1.21
41-1011	First-line supervisors of retail sales workers	550	9.04	\$26.06	\$54,213	5.34	\$13.49	\$16.37	\$21.71	\$29.80	\$47.58	\$28,063	\$34,058	\$45,153	\$61,980	\$98,965	1.10
41-1012	First-line supervisors of non-retail sales workers	60	28.78	\$34.32	\$71,387	5.42	\$23.12	\$26.29	\$29.66	\$37.52	\$55.98	\$48,088	\$54,683	\$61,688	\$78,041	\$116,436	0.58
41-2011	Cashiers	1,540	19.42	\$11.73	\$24,399	3.00	\$9.31	\$9.42	\$10.33	\$11.97	\$17.23	\$19,358	\$19,585	\$21,493	\$24,895	\$35,837	1.03
41-2021	Counter and rental clerks	310	31.97	\$17.17	\$35,717	5.67	\$9.85	\$11.54	\$14.91	\$21.54	\$28.20	\$20,488	\$24,001	\$31,012	\$44,795	\$58,662	1.65
41-2022	Parts salespersons	130	31.43	\$18.50	\$38,475	6.20	\$10.63	\$13.00	\$16.60	\$23.16	\$28.81	\$22,103	\$27,037	\$34,520	\$48,165	\$59,926	1.27
41-2031	Retail salespersons	3,060	14.01	\$13.78	\$28,655	3.51	\$9.37	\$9.87	\$11.53	\$14.09	\$20.39	\$19,491	\$20,521	\$23,976	\$29,312	\$42,406	1.65
41-3011	Advertising sales agents	50	46.81	\$28.41	\$59,088	19.77	\$10.63	\$15.00	\$22.52	\$39.49	\$55.71	\$22,102	\$31,190	\$46,833	\$82,136	\$115,876	0.85
41-3021	Insurance sales agents	150	27.94	\$31.77	\$66,074	17.02	\$10.15	\$15.83	\$19.93	\$27.46	\$59.76	\$21,114	\$32,934	\$41,453	\$57,127	\$124,299	0.90
41-3031	Securities, commodities, and financial services sales agents	240	21.11	\$33.92	\$70,561	12.22	\$10.70	\$15.96	\$22.74	\$42.04	\$59.44	\$22,248	\$33,200	\$47,309	\$87,438	\$123,638	1.50
41-3099	Sales representatives, services, all other	270	17.60	\$47.79	\$99,412	25.69	\$13.11	\$18.08	\$27.34	\$55.29	#	\$27,278	\$37,603	\$56,864	\$115,009	#	0.65
41-4011	Sales representatives, wholesale and manufacturing, technical and scientific products	20	36.43	\$47.06	\$97,886.00	\$3.40	\$32.53	\$38.90	\$44.91	\$53.98	\$63.71	\$67,671.00	\$80,918.00	\$93,415.00	\$112,282.00	\$132,514.00	#
41-4012	Sales representatives, wholesale and manufacturing, except technical and scientific products	630	9.69	\$27.47	\$57,143	5.63	\$11.03	\$15.21	\$24.14	\$36.05	\$51.18	\$22,934	\$31,634	\$50,215	\$74,990	\$106,447	1.09
41-9021	Real estate brokers	#	#	\$25.58	\$53,198	12.93	\$16.78	\$19.21	\$26.65	\$29.34	\$33.52	\$34,911	\$39,962	\$55,430	\$61,032	\$69,727	#
41-9022	Real estate sales agents	120	20.87	\$33.22	\$69,102	20.34	\$9.46	\$14.35	\$30.05	\$44.50	\$49.10	\$19,683	\$29,846	\$62,514	\$92,561	\$102,127	1.93
41-9099	Sales and related workers, all other	150	23.81	\$12.87	\$26,769	4.18	\$9.54	\$10.35	\$11.91	\$14.09	\$18.43	\$19,853	\$21,524	\$24,770	\$29,314	\$38,334	3.74
43-0000	Office and administrative support occupations	9,150	2.84	\$16.51	\$34,335	1.68	\$9.99	\$11.58	\$15.14	\$19.40	\$25.00	\$20,783	\$24,092	\$31,484	\$40,355	\$52,005	1.00
43-1011	First-line supervisors of office and administrative support workers	450	6.77	\$26.31	\$54,727	3.91	\$12.24	\$16.21	\$25.59	\$33.08	\$40.56	\$25,464	\$33,723	\$53,229	\$68,811	\$84,371	0.73
43-2011	Switchboard operators, including answering service	20	6.13	\$15.03	\$31,268	2.66	\$12.48	\$13.38	\$14.85	\$17.05	\$18.69	\$25,959	\$27,827	\$30,880	\$35,470	\$38,881	#
43-3011	Bill and account collectors	100	27.09	\$14.58	\$30,326	9.64	\$9.85	\$10.56	\$11.75	\$17.37	\$22.49	\$20,494	\$21,974	\$24,441	\$36,133	\$46,781	0.86
43-3021	Billing and posting clerks and machine operators	170	12.16	\$17.77	\$36,952	3.09	\$12.70	\$15.52	\$17.63	\$20.34	\$23.36	\$26,423	\$32,276	\$36,671	\$42,298	\$48,591	0.87
43-3031	Bookkeeping, accounting, and auditing clerks	580	9.69	\$16.95	\$35,265	2.14	\$9.55	\$12.49	\$16.82	\$20.81	\$24.25	\$19,864	\$25,989	\$34,982	\$43,287	\$50,434	0.90
43-3051	Payroll and timekeeping clerks	30	12.36	\$22.36	\$46,500	2.68	\$16.75	\$18.77	\$21.81	\$24.58	\$29.89	\$34,846	\$39,050	\$45,367	\$51,125	\$62,162	#
43-3061	Procurement clerks	20	9.01	\$19.53	\$40,629	1.97	\$15.84	\$17.83	\$19.56	\$21.52	\$23.73	\$32,952	\$37,090	\$40,676	\$44,760	\$49,365	#

Data unavailable

Occupational Code	Occupational Title	Employment Estimate	Employment Percentage Relative Standard Error	Average Hourly Wage	Average Annual Wage	Wage Percentage Relative Standard Error	10th Percentile (Hourly)	25th Percentile (Hourly)	50th Percentile (Hourly)	75th Percentile (Hourly)	90th Percentile (Hourly)	10th Percentile (Annual)	25th Percentile (Annual)	50th Percentile (Annual)	75th Percentile (Annual)	90th Percentile (Annual)	Location Quotients
43-3071	Tellers	230	11.48	\$13.25	\$27,550	3.14	\$10.16	\$11.18	\$12.84	\$14.68	\$17.46	\$21,124	\$23,257	\$26,713	\$30,531	\$36,319	1.11
43-3099	Financial clerks, all other	30	23.21	\$18.88	\$39,261	4.92	\$13.05	\$15.83	\$18.38	\$22.28	\$26.23	\$27,142	\$32,932	\$38,239	\$46,347	\$54,568	2.41
43-4011	Brokerage clerks	20	13.97	\$23.36	\$48,588	2.92	\$16.17	\$20.02	\$22.44	\$24.86	\$34.94	\$33,639	\$41,633	\$46,670	\$51,707	\$72,669	#
43-4031	Court, municipal, and license clerks	230	1.81	\$15.83	\$32,930	2.92	\$9.95	\$10.90	\$16.10	\$19.08	\$23.00	\$20,688	\$22,674	\$33,495	\$39,686	\$47,836	4.18
43-4051	Customer service representatives	1,160	8.12	\$13.22	\$27,494	5.77	\$9.82	\$10.48	\$11.58	\$14.28	\$18.86	\$20,423	\$21,796	\$24,089	\$29,700	\$39,224	1.00
43-4061	Eligibility interviewers, government programs	60	0.52	\$17.73	\$36,885	3.56	\$15.09	\$15.87	\$17.21	\$18.55	\$22.63	\$31,390	\$33,011	\$35,793	\$38,575	\$47,073	0.98
43-4071	File clerks	40	8.32	\$16.04	\$33,361	3.21	\$10.27	\$11.82	\$14.61	\$18.58	\$22.94	\$21,359	\$24,579	\$30,384	\$38,653	\$47,707	0.79
43-4081	Hotel, motel, and resort desk clerks	240	21.13	\$11.09	\$23,073	3.68	\$9.44	\$9.70	\$10.71	\$11.86	\$13.88	\$19,633	\$20,180	\$22,273	\$24,665	\$28,860	2.31
43-4111	Interviewers, except eligibility and loan	100	6.44	\$16.67	\$34,673	5.09	\$12.68	\$13.73	\$15.43	\$18.61	\$23.44	\$26,373	\$28,568	\$32,091	\$38,708	\$48,746	1.31
43-4131	Loan interviewers and clerks	80	14.15	\$21.52	\$44,764	2.84	\$13.72	\$16.38	\$20.62	\$26.25	\$31.40	\$28,530	\$34,073	\$42,882	\$54,595	\$65,306	0.83
43-4141	New accounts clerks	60	10.31	\$14.45	\$30,048	3.77	\$10.36	\$11.95	\$13.99	\$16.40	\$18.26	\$21,542	\$24,860	\$29,106	\$34,122	\$37,977	3.20
43-4151	Order clerks	70	30.55	\$14.66	\$30,488	2.85	\$10.88	\$12.55	\$14.24	\$16.92	\$18.95	\$22,637	\$26,109	\$29,614	\$35,186	\$39,410	1.05
43-4161	Human resources assistants, except payroll and timekeeping	30	10.60	\$19.96	\$41,508	4.72	\$12.89	\$14.73	\$19.47	\$24.89	\$28.75	\$26,818	\$30,630	\$40,498	\$51,762	\$59,802	0.59
43-4171	Receptionists and information clerks	580	14.48	\$14.35	\$29,847	2.49	\$10.50	\$12.24	\$13.98	\$16.35	\$18.60	\$21,843	\$25,460	\$29,083	\$33,998	\$38,684	1.36
43-4199	Information and record clerks, all other	270	12.84	\$20.22	\$42,049	2.16	\$14.25	\$16.43	\$19.28	\$22.76	\$25.87	\$29,633	\$34,184	\$40,103	\$47,330	\$53,815	4.04
43-5021	Couriers and messengers	#	#	\$16.22	\$33,747	\$3.79	\$12.97	\$15.59	\$16.83	\$18.07	\$18.85	\$26,974	\$32,421	\$35,008	\$37,594	\$39,216	#
43-5032	Dispatchers, except police, fire, and ambulance	70	25.27	\$20.72	\$43,101	\$10.47	\$9.47	\$10.92	\$22.18	\$27.41	\$32.24	\$19,689	\$22,722	\$46,142	\$57,006	\$67,066	0.86
43-5051	Postal service clerks	30	0.00	\$22.78	\$47,383	#	\$12.54	\$19.48	\$21.69	\$28.16	\$28.75	\$26,083	\$40,521	\$45,105	\$58,568	\$59,790	#
43-5052	Postal service mail carriers	150	0.00	\$23.58	\$49,055	#	\$16.07	\$17.41	\$22.11	\$28.77	\$29.73	\$33,419	\$36,209	\$45,984	\$59,852	\$61,832	1.09
43-5053	Postal service mail sorters, processors, and processing machine operators	70	0.00	\$23.01	\$47,855	#	\$16.62	\$16.63	\$20.85	\$28.15	\$28.16	\$34,573	\$34,589	\$43,366	\$58,560	\$58,571	1.56
43-5061	Production, planning, and expediting clerks	40	17.71	\$23.05	\$47,936	4.97	\$15.61	\$18.60	\$22.88	\$27.89	\$30.37	\$32,459	\$38,696	\$47,596	\$58,021	\$63,164	0.32
43-5071	Shipping, receiving, and traffic clerks	180	10.68	\$14.55	\$30,255	2.51	\$10.05	\$11.18	\$13.70	\$17.23	\$20.98	\$20,909	\$23,251	\$28,495	\$35,846	\$43,628	0.63
43-5081	Stock clerks and order fillers	780	11.29	\$13.13	\$27,307	2.46	\$9.54	\$10.26	\$11.54	\$14.85	\$18.93	\$19,833	\$21,339	\$24,000	\$30,893	\$39,378	0.91
43-6011	Executive secretaries and executive administrative assistants	160	8.63	\$23.33	\$48,520	2.84	\$16.47	\$19.82	\$22.09	\$26.25	\$30.72	\$34,260	\$41,236	\$45,945	\$54,600	\$63,902	0.63
43-6013	Medical secretaries	240	17.38	\$16.87	\$35,086	2.40	\$12.95	\$14.20	\$16.39	\$18.72	\$22.06	\$26,938	\$29,529	\$34,094	\$38,938	\$45,892	1.01
43-6014	Secretaries and administrative assistants, except legal, medical,	1,200	8.18	\$16.15	\$33,585	1.72	\$10.07	\$12.53	\$15.77	\$19.17	\$23.00	\$20,942	\$26,069	\$32,800	\$39,874	\$47,830	1.27
43-9021	Data entry keyers	50	35.54	\$14.93	\$31,053	9.32	\$9.52	\$10.65	\$13.76	\$17.83	\$23.13	\$19,799	\$22,161	\$28,624	\$37,078	\$48,110	0.65
43-9051	Mail clerks and mail machine operators, except postal service	30	22.41	\$14.96	\$31,118	14.56	\$9.39	\$9.53	\$14.11	\$17.41	\$26.90	\$19,535	\$19,821	\$29,359	\$36,213	\$55,955	#
43-9061	Office clerks, general	1,330	7.55	\$16.52	\$34,357	2.01	\$9.83	\$12.26	\$15.41	\$18.99	\$24.16	\$20,450	\$25,497	\$32,056	\$39,499	\$50,261	1.07
43-9199	Office and administrative support workers, all other	40	38.23	\$15.77	\$32,798	6.37	\$10.29	\$11.19	\$13.64	\$20.82	\$23.87	\$21,410	\$23,280	\$28,369	\$43,310	\$49,660	0.42
45-0000	Farming, fishing, and forestry occupations	80	34.96	\$12.33	\$25,646	4.17	\$9.53	\$10.09	\$11.43	\$13.84	\$16.95	\$19,823	\$20,982	\$23,770	\$28,783	\$35,255	0.39
45-2093	Farmworkers, farm, ranch, and aquacultural animals	60	46.41	\$11.26	\$23,415	4.02	\$9.53	\$9.89	\$10.95	\$12.10	\$13.91	\$19,826	\$20,578	\$22,770	\$25,160	\$28,940	3.71
47-0000	Construction and extraction occupations	3,610	6.10	\$23.60	\$49,094	2.87	\$13.16	\$16.58	\$21.36	\$27.55	\$35.10	\$27,370	\$34,488	\$44,423	\$57,313	\$73,006	1.51
47-1011	First-line supervisors of construction trades and extraction work	460	12.05	\$36.83	\$76,600	3.51	\$21.99	\$27.42	\$34.91	\$44.40	\$56.84	\$45,743	\$57,024	\$72,614	\$92,345	\$118,217	1.96
47-2021	Brickmasons and blockmasons	60	28.55	\$22.93	\$47,689	3.89	\$19.43	\$20.91	\$22.87	\$24.97	\$28.29	\$40,405	\$43,490	\$47,580	\$51,945	\$58,847	2.16
47-2031	Carpenters	240	25.08	\$18.24	\$37,929	9.02	\$9.72	\$13.01	\$17.08	\$22.01	\$30.09	\$20,223	\$27,054	\$35,530	\$45,778	\$62,582	0.84
47-2051	Cement masons and concrete finishers	130	13.33	\$17.99	\$37,411	8.74	\$9.36	\$13.74	\$17.88	\$22.35	\$26.33	\$19,465	\$28,579	\$37,199	\$46,481	\$54,766	1.75
47-2061	Construction laborers	460	10.16	\$16.15	\$33,582	2.79	\$11.40	\$13.50	\$16.31	\$18.59	\$21.42	\$23,716	\$28,084	\$33,924	\$38,663	\$44,559	1.15
47-2073	Operating engineers and other construction equipment operators	280	11.77	\$21.43	\$44,579	2.49	\$16.01	\$18.26	\$21.40	\$23.99	\$28.21	\$33,310	\$37,988	\$44,516	\$49,900	\$58,685	1.85
47-2081	Drywall and ceiling tile installers	40	17.09	\$19.73	\$41,049	10.15	\$12.69	\$14.28	\$19.22	\$25.46	\$28.49	\$26,396	\$29,698	\$39,979	\$52,947	\$59,258	0.94
47-2111	Electricians	340	16.37	\$24.05	\$50,020	3.74	\$16.05	\$19.05	\$24.43	\$28.55	\$31.91	\$33,376	\$39,633	\$50,806	\$59,384	\$66,381	1.28
47-2141	Painters, construction and maintenance	#	#	\$23.60	\$49,082	9.05	\$17.44	\$20.39	\$24.50	\$27.33	\$29.10	\$36,277	\$42,414	\$50,951	\$56,848	\$60,525	#
47-2151	Pipelayers	50	35.46	\$17.36	\$36,109	12.41	\$12.92	\$13.76	\$15.17	\$21.23	\$24.08	\$26,867	\$28,625	\$31,557	\$44,156	\$50,078	3.10
47-2152	Plumbers, pipefitters, and steamfitters	230	25.16	\$22.61	\$47,037	7.26	\$14.27	\$16.45	\$21.10	\$27.33	\$30.87	\$29,686	\$34,226	\$43,879	\$56,845	\$64,202	1.28
47-2211	Sheet metal workers	20	17.66	\$28.41	\$59,103	9.28	\$12.98	\$21.81	\$28.02	\$35.45	\$45.32	\$26,997	\$45,358	\$58,287	\$73,733	\$94,267	#
47-4011	Construction and building inspectors	40	18.14	\$23.49	\$48,865	5.64	\$15.26	\$18.95	\$24.22	\$27.79	\$30.01	\$31,742	\$39,410	\$50,369	\$57,803	\$62,429	0.97
47-4041	Hazardous materials removal workers	20	0.00	\$19.86	\$41,313	2.63	\$9.67	\$16.72	\$18.88	\$24.50	\$28.55	\$20,119	\$34,770	\$39,263	\$50,957	\$59,389	#
47-4051	Highway maintenance workers	110	10.93	\$20.16	\$41,941	1.76	\$15.24	\$17.43	\$20.18	\$22.90	\$25.79	\$31,693	\$36,259	\$41,971	\$47,642	\$53,640	1.82

Data unavailable

Occupational Code	Occupational Title	Employment Estimate	Employment Percentage Relative Standard Error	Average Hourly Wage	Average Annual Wage	Wage Percentage Relative Standard Error	10th Percentile (Hourly)	25th Percentile (Hourly)	50th Percentile (Hourly)	75th Percentile (Hourly)	90th Percentile (Hourly)	10th Percentile (Annual)	25th Percentile (Annual)	50th Percentile (Annual)	75th Percentile (Annual)	90th Percentile (Annual)	Location Quotients
47-5012	Rotary drill operators, oil and gas	#	#	\$26.75	\$55,633.00	15.23	\$20.67	\$22.06	\$24.37	\$32.86	\$36.59	\$42,993.00	\$45,878.00	\$50,684.00	\$68,340.00	\$76,103.00	#
47-5013	Service unit operators, oil, gas, and mining	210	20.06	#	#	#	#	#	#	#	#	#	#	#	#	#	12.59
47-5071	Roustabouts, oil and gas	330	17.72	\$21.99	\$45,737	3.72	\$15.30	\$17.40	\$21.42	\$26.96	\$29.59	\$31,814	\$36,185	\$44,560	\$56,068	\$61,544	16.52
49-0000	Installation, maintenance, and repair occupations	3,030	5.82	\$22.00	\$45,769	2.52	\$11.27	\$14.47	\$20.09	\$27.89	\$35.56	\$23,440	\$30,096	\$41,797	\$58,008	\$73,955	1.31
49-1011	First-line supervisors of mechanics, installers, and repairers	210	12.66	\$29.19	\$60,712	4.88	\$11.86	\$20.43	\$28.39	\$36.42	\$46.92	\$24,676	\$42,493	\$59,051	\$75,751	\$97,596	1.11
49-2011	Computer, automated teller, and office machine repairers	30	18.55	\$17.37	\$36,123	3.37	\$11.98	\$13.87	\$17.37	\$21.38	\$23.37	\$24,918	\$28,847	\$36,120	\$44,473	\$48,618	0.72
49-2022	Telecommunications equipment installers and repairers, except line installers	140	32.28	\$21.72	\$45,178	8.85	\$13.62	\$15.38	\$18.66	\$27.37	\$34.74	\$28,321	\$31,987	\$38,819	\$56,936	\$72,269	1.44
49-2094	Electrical and electronics repairers, commercial and industrial equipment	40	22.08	\$28.68	\$59,650	3.74	\$19.33	\$25.28	\$28.56	\$33.25	\$37.80	\$40,201	\$52,581	\$59,403	\$69,152	\$78,620	1.61
49-3021	Automotive body and related repairers	60	9.02	\$20.81	\$43,283	9.97	\$10.36	\$11.61	\$19.62	\$25.43	\$35.46	\$21,541	\$24,147	\$40,812	\$52,887	\$73,764	0.99
49-3023	Automotive service technicians and mechanics	330	12.29	\$25.99	\$54,069	5.29	\$12.73	\$16.80	\$24.17	\$30.72	\$39.77	\$26,488	\$34,948	\$50,277	\$63,901	\$82,717	1.22
49-3031	Bus and truck mechanics and diesel engine specialists	210	25.39	\$25.38	\$52,780	3.23	\$16.32	\$20.09	\$25.07	\$29.99	\$36.02	\$33,939	\$41,794	\$52,140	\$62,378	\$74,931	1.94
49-3041	Farm equipment mechanics and service technicians	20	0.00	\$22.32	\$46,431	2.35	\$12.24	\$16.22	\$21.20	\$28.61	\$35.67	\$25,458	\$33,734	\$44,089	\$59,514	\$74,186	#
49-3042	Mobile heavy equipment mechanics, except engines	140	24.53	\$26.41	\$54,923	2.91	\$17.16	\$20.61	\$24.95	\$31.03	\$38.96	\$35,682	\$42,875	\$51,887	\$64,547	\$81,031	2.60
49-3053	Outdoor power equipment and other small engine mechanics	#	#	\$14.42	\$29,988	2.45	\$10.39	\$11.51	\$13.42	\$15.35	\$21.20	\$21,601	\$23,947	\$27,920	\$31,929	\$44,095	#
49-3093	Tire repairers and changers	160	28.51	\$14.91	\$31,011	4.61	\$11.82	\$12.80	\$14.34	\$16.98	\$19.06	\$24,596	\$26,622	\$29,828	\$35,318	\$39,650	3.41
49-9021	Heating, air conditioning, and refrigeration mechanics and installers	240	46.33	#	#	#	#	#	#	#	#	#	#	#	#	#	1.85
49-9041	Industrial machinery mechanics	150	7.28	\$20.27	\$42,157	5.93	\$13.30	\$14.85	\$18.54	\$24.76	\$30.00	\$27,662	\$30,888	\$38,571	\$51,502	\$62,390	1.02
49-9062	Medical equipment repairers	10	37.29	\$27.30	\$56,791	12.12	\$18.62	\$21.31	\$26.36	\$34.27	\$37.82	\$38,727	\$44,325	\$54,820	\$71,275	\$87,661	#
49-9071	Maintenance and repair workers, general	560	8.36	\$17.39	\$36,166	2.95	\$10.21	\$12.67	\$16.20	\$21.46	\$26.76	\$21,229	\$26,348	\$33,694	\$44,628	\$55,668	1.00
49-9091	Coin, vending, and amusement machine servicers and repairers	10	3.25	\$23.16	\$48,163	2.92	\$16.17	\$17.92	\$21.04	\$23.47	\$24.98	\$33,639	\$37,278	\$43,769	\$48,824	\$51,965	#
49-9094	Locksmiths and safe repairers	20	4.26	\$18.60	\$38,694	12.09	\$13.38	\$15.06	\$18.67	\$21.97	\$24.13	\$27,832	\$31,317	\$38,824	\$45,698	\$50,194	#
49-9098	Helpers--installation, maintenance, and repair workers	40	15.95	\$16.23	\$33,761	5.26	\$12.66	\$13.68	\$15.43	\$18.73	\$21.98	\$26,331	\$28,455	\$32,103	\$38,954	\$45,719	0.88
49-9099	Installation, maintenance, and repair workers, all other	#	#	\$22.86	\$47,539	7.17	\$13.93	\$17.26	\$24.76	\$28.25	\$30.22	\$28,967	\$35,894	\$51,495	\$58,758	\$62,859	#
51-0000	Production occupations	2,840	7.37	\$17.37	\$36,132	2.09	\$10.32	\$12.36	\$15.29	\$20.38	\$27.74	\$21,469	\$25,704	\$31,793	\$42,382	\$57,693	0.75
51-1011	First-line supervisors of production and operating workers	210	13.41	\$28.77	\$59,835	3.34	\$17.16	\$20.83	\$26.28	\$35.69	\$45.25	\$35,703	\$43,324	\$54,659	\$74,227	\$94,114	0.82
51-2041	Structural metal fabricators and fitters	#	#	\$21.23	\$44,166.00	\$3.69	\$13.12	\$14.89	\$18.41	\$22.69	\$41.52	\$27,285.00	\$30,968.00	\$38,292.00	\$47,193.00	\$86,360.00	#
51-2098	Assemblers and fabricators, all other, including team assemblers	180	22.73	\$13.95	\$29,026	5.68	\$9.67	\$11.31	\$13.43	\$15.64	\$19.07	\$20,120	\$23,528	\$27,926	\$32,523	\$39,676	0.33
51-3011	Bakers	#	#	\$14.07	\$29,272	5.46	\$10.26	\$11.35	\$13.84	\$16.82	\$18.64	\$21,342	\$23,603	\$28,793	\$34,996	\$38,776	#
51-3021	Butchers and meat cutters	40	35.25	\$14.97	\$31,132	4.96	\$12.02	\$13.00	\$14.51	\$16.96	\$18.61	\$25,001	\$27,043	\$30,180	\$35,273	\$38,703	0.65
51-3092	Food batchmakers	30	30.95	\$13.11	\$27,272	6.01	\$9.49	\$10.17	\$11.30	\$14.88	\$19.37	\$19,734	\$21,144	\$23,495	\$30,955	\$40,282	#
51-3099	Food processing workers, all other	60	29.36	\$13.82	\$28,745	3.70	\$10.42	\$11.57	\$13.18	\$15.37	\$18.91	\$21,679	\$24,059	\$27,420	\$31,973	\$39,330	3.05
51-4011	Computer-controlled machine tool operators, metal and plastic	#	#	\$14.42	\$29,983	2.14	\$10.45	\$11.74	\$13.40	\$16.96	\$20.98	\$21,726	\$24,429	\$27,877	\$35,275	\$43,639	#
51-4031	Cutting, punching, and press machine setters, operators, and tenders, metal and plastic	10	29.58	\$14.40	\$29,947	7.05	\$10.67	\$11.91	\$13.78	\$15.99	\$19.74	\$22,197	\$24,778	\$28,668	\$33,254	\$41,059	#
51-4033	Grinding, lapping, polishing, and buffing machine tool setters, operators, and tenders, metal and plastic	#	#	\$11.72	\$24,379	19.35	\$9.32	\$9.34	\$9.38	\$15.28	\$18.15	\$19,377	\$19,426	\$19,509	\$31,787	\$37,756	#
51-4041	Machinists	190	23.86	\$18.90	\$39,316	6.10	\$12.16	\$13.62	\$17.76	\$24.06	\$28.36	\$25,283	\$28,334	\$36,948	\$50,051	\$58,993	1.21
51-4081	Multiple machine tool setters, operators, and tenders, metal and plastic	#	#	\$14.20	\$29,534	3.85	\$11.52	\$13.07	\$14.32	\$15.42	\$17.26	\$23,958	\$27,177	\$29,779	\$32,068	\$35,898	#
51-4121	Welders, cutters, solderers, and brazers	140	29.77	\$22.68	\$47,173	6.14	\$15.37	\$17.33	\$20.92	\$26.54	\$35.19	\$31,959	\$36,045	\$43,506	\$55,204	\$73,205	0.87
51-5112	Printing press operators	70	47.90	\$17.49	\$36,385	2.61	\$13.05	\$14.71	\$16.82	\$18.78	\$25.62	\$27,137	\$30,589	\$34,976	\$39,063	\$53,290	0.93
51-6011	Laundry and dry-cleaning workers	130	29.80	\$11.41	\$23,730	2.85	\$9.37	\$9.86	\$10.99	\$12.39	\$14.48	\$19,493	\$20,505	\$22,864	\$25,780	\$30,112	1.53
51-6031	Sewing machine operators	90	47.20	\$13.72	\$28,541	2.92	\$9.52	\$10.22	\$13.60	\$16.39	\$18.70	\$19,803	\$21,255	\$28,282	\$34,089	\$38,887	1.62
51-7011	Cabinetmakers and bench carpenters	70	23.02	\$16.14	\$33,565	4.89	\$9.39	\$11.44	\$15.99	\$19.46	\$24.23	\$19,526	\$23,798	\$33,253	\$40,479	\$50,408	1.77
51-7021	Furniture finishers	20	27.84	\$14.68	\$30,543	8.27	\$10.31	\$11.36	\$13.57	\$17.90	\$21.95	\$21,443	\$23,624	\$28,220	\$37,230	\$45,649	#

Data unavailable

Occupational Code	Occupational Title	Employment Estimate	Employment Percentage Relative Standard Error	Average Hourly Wage	Average Annual Wage	Wage Percentage Relative Standard Error	10th Percentile (Hourly)	25th Percentile (Hourly)	50th Percentile (Hourly)	75th Percentile (Hourly)	90th Percentile (Hourly)	10th Percentile (Annual)	25th Percentile (Annual)	50th Percentile (Annual)	75th Percentile (Annual)	90th Percentile (Annual)	Location Quotients
51-8013	Power plant operators	10	21.79	\$23.61	\$49,101	6.60	\$14.33	\$18.10	\$23.62	\$29.01	\$33.76	\$29,808	\$37,639	\$49,131	\$60,333	\$70,220	#
51-8031	Water and wastewater treatment plant and system operators	60	26.70	\$26.44	\$54,999	2.85	\$20.99	\$23.75	\$26.99	\$29.53	\$31.13	\$43,666	\$49,392	\$56,143	\$61,422	\$64,745	1.20
51-8092	Gas plant operators	10	22.21	\$31.96	\$66,473	5.55	\$21.76	\$28.26	\$33.14	\$36.60	\$38.99	\$45,258	\$58,773	\$68,932	\$76,138	\$81,109	#
51-9012	Separating, filtering, clarifying, precipitating, and still machine setters, operators, and tenders	50	38.38	\$14.62	\$30,411	4.16	\$10.70	\$12.09	\$14.05	\$16.92	\$19.81	\$22,255	\$25,142	\$29,219	\$35,190	\$41,211	2.60
51-9061	Inspectors, testers, sorters, samplers, and weighers	100	21.36	\$19.35	\$40,239	5.82	\$12.52	\$14.24	\$17.34	\$23.07	\$31.46	\$26,041	\$29,622	\$36,069	\$47,988	\$65,428	0.46
51-9081	Dental laboratory technicians	50	17.21	\$14.41	\$29,964	3.67	\$10.28	\$11.55	\$13.82	\$17.23	\$19.55	\$21,388	\$24,032	\$28,737	\$35,839	\$40,671	3.49
51-9121	Coating, painting, and spraying machine setters, operators, and tenders	50	44.69	\$16.48	\$34,288	3.31	\$15.04	\$15.72	\$16.85	\$17.97	\$18.64	\$31,273	\$32,701	\$35,039	\$37,377	\$38,779	1.39
51-9122	Painters, transportation equipment	130	28.98	\$18.28	\$38,014	8.28	\$10.57	\$12.01	\$17.09	\$22.44	\$28.85	\$21,981	\$24,977	\$35,551	\$46,684	\$60,003	5.73
51-9198	Helpers--production workers	40	13.67	\$13.79	\$28,688	3.00	\$9.59	\$10.42	\$12.17	\$16.30	\$21.46	\$19,940	\$21,671	\$25,307	\$33,913	\$44,628	0.25
51-9199	Production workers, all other	#	#	\$14.05	\$29,226	4.32	\$12.10	\$12.68	\$13.65	\$14.62	\$17.10	\$25,169	\$26,378	\$28,393	\$30,407	\$35,562	#
53-0000	Transportation and material moving occupations	3,370	7.47	\$17.53	\$36,459	2.28	\$10.29	\$12.51	\$15.97	\$21.24	\$26.17	\$21,402	\$26,029	\$33,225	\$44,177	\$54,435	0.81
53-1048	First-line supervisors of transportation and material moving workers, except aircraft cargo handling supervisors	100	11.87	\$30.64	\$63,728	4.59	\$17.66	\$21.75	\$28.87	\$35.93	\$52.66	\$36,741	\$45,246	\$60,041	\$74,727	\$109,527	0.58
53-3022	Bus drivers, school or special client	40	34.49	\$11.73	\$24,394	3.34	\$9.50	\$9.80	\$10.78	\$11.88	\$14.32	\$19,764	\$20,382	\$22,427	\$24,703	\$29,786	0.20
53-3031	Driver/sales workers	70	6.07	\$14.48	\$30,120	4.57	\$9.83	\$10.89	\$13.77	\$17.22	\$21.76	\$20,438	\$22,651	\$28,651	\$35,822	\$45,263	0.37
53-3032	Heavy and tractor-trailer truck drivers	910	11.22	\$19.71	\$40,998	3.81	\$13.12	\$15.27	\$19.83	\$23.36	\$26.12	\$27,285	\$31,767	\$41,240	\$48,590	\$54,322	1.25
53-3033	Light truck or delivery services drivers	550	17.18	\$16.58	\$34,489	5.69	\$9.89	\$11.52	\$15.63	\$20.13	\$26.55	\$20,576	\$23,951	\$32,503	\$41,880	\$55,216	1.50
53-3041	Taxi drivers and chauffeurs	30	33.68	\$14.24	\$29,613	5.45	\$11.10	\$12.73	\$14.21	\$15.87	\$17.96	\$23,085	\$26,474	\$29,561	\$33,008	\$37,353	#
53-3099	Motor vehicle operators, all other	40	39.81	\$14.35	\$29,840	10.49	\$9.45	\$10.38	\$11.58	\$14.72	\$27.16	\$19,662	\$21,589	\$24,080	\$30,610	\$56,502	1.77
53-6021	Parking lot attendants	20	27.44	\$11.94	\$24,826	3.76	\$9.60	\$10.47	\$11.97	\$13.46	\$14.40	\$19,959	\$21,776	\$24,898	\$28,005	\$29,953	#
53-6031	Automotive and watercraft service attendants	90	6.59	\$12.80	\$26,632	2.68	\$9.85	\$10.52	\$11.61	\$14.20	\$17.62	\$20,486	\$21,885	\$24,145	\$29,526	\$36,657	1.83
53-7021	Crane and tower operators	30	46.79	\$39.85	\$82,890	7.51	\$24.06	\$33.19	\$42.53	\$47.23	\$50.05	\$50,048	\$69,037	\$88,459	\$98,243	\$104,113	#
53-7032	Excavating and loading machine and dragline operators	30	40.63	\$24.73	\$51,431	9.82	\$15.14	\$17.27	\$22.27	\$29.04	\$40.22	\$31,501	\$35,929	\$46,314	\$60,411	\$83,660	1.76
53-7051	Industrial truck and tractor operators	110	15.25	\$17.70	\$36,823	2.77	\$12.48	\$14.36	\$17.13	\$20.39	\$24.43	\$25,965	\$29,860	\$35,620	\$42,411	\$50,810	0.47
53-7061	Cleaners of vehicles and equipment	100	22.07	\$12.64	\$26,281.00	\$5.05	\$9.60	\$10.29	\$11.88	\$14.27	\$16.66	\$19,961.00	\$21,412.00	\$24,709.00	\$29,684.00	\$34,657.00	0.66
53-7062	Laborers and freight, stock, and material movers, hand	570	16.00	\$14.38	\$29,900	3.72	\$9.62	\$10.98	\$13.39	\$16.90	\$22.03	\$20,010	\$22,847	\$27,856	\$35,153	\$45,816	0.50
53-7064	Packers and packagers, hand	140	17.21	\$11.75	\$24,431.00	\$4.61	\$9.46	\$9.66	\$10.82	\$12.68	\$15.61	\$19,669.00	\$20,100.00	\$22,512.00	\$26,367.00	\$32,462.00	0.48
53-7072	Pump operators, except wellhead pumpers	#	#	\$18.09	\$37,632	3.25	\$15.40	\$16.25	\$17.63	\$19.48	\$22.58	\$32,040	\$33,791	\$36,677	\$40,512	\$46,957	#
53-7081	Refuse and recyclable material collectors	80	22.41	\$17.93	\$37,304	3.76	\$13.14	\$14.35	\$16.65	\$19.90	\$27.18	\$27,328	\$29,858	\$34,632	\$41,395	\$56,542	1.70

Data unavailable

Occupational Code	Occupational Title	Employment Estimate	Employment Percentage Relative Standard Error	Average Hourly Wage	Average Annual Wage	Wage Percentage Relative Standard Error	10th Percentile (Hourly)	25th Percentile (Hourly)	50th Percentile (Hourly)	75th Percentile (Hourly)	90th Percentile (Hourly)	10th Percentile (Annual)	25th Percentile (Annual)	50th Percentile (Annual)	75th Percentile (Annual)	90th Percentile (Annual)	Location Quotients
00-0000	Total all occupations	97,180	1.67	\$22.59	\$46,980	1.65	\$9.76	\$12.61	\$18.36	\$27.17	\$39.24	\$20,295	\$26,234	\$38,195	\$56,517	\$81,623	1.00
11-0000	Management occupations	3,470	5.06	\$56.87	\$118,288	2.84	\$25.39	\$34.49	\$49.17	\$66.66	#	\$52,806	\$71,749	\$102,273	\$138,661	#	0.70
11-1011	Chief executives	20	11.52	\$85.82	\$178,511	8.90	\$54.71	\$60.42	\$71.10	#	#	\$113,787	\$125,669	\$147,889	#	#	#
11-1021	General and operations managers	1,440	6.93	\$60.83	\$126,524	4.63	\$24.49	\$32.51	\$50.82	\$72.79	#	\$50,936	\$67,630	\$105,714	\$151,404	#	0.95
11-1031	Legislators	70	16.05	#	#	#	#	#	#	#	#	#	#	#	#	#	2.02
11-2021	Marketing managers	#	#	\$60.41	\$125,649	5.41	\$36.48	\$51.40	\$58.40	\$69.16	\$79.40	\$75,877	\$106,916	\$121,468	\$143,844	\$165,159	#
11-2022	Sales managers	30	28.49	#	#	#	#	#	#	#	#	#	#	#	#	#	#
11-2031	Public relations and fundraising managers	30	11.14	\$65.85	\$136,971	3.84	\$41.10	\$44.71	\$55.75	\$88.22	\$99.72	\$85,493	\$92,992	\$115,965	\$183,489	\$207,417	0.72
11-3011	Administrative services managers	40	20.26	\$52.30	\$108,794	2.32	\$33.08	\$42.85	\$53.07	\$61.86	\$73.54	\$68,807	\$89,123	\$110,389	\$128,677	\$152,956	0.22
11-3021	Computer and information systems managers	70	16.41	\$59.87	\$124,538	5.39	\$41.32	\$46.31	\$55.20	\$63.10	\$85.14	\$85,951	\$96,316	\$114,819	\$131,245	\$177,094	0.30
11-3031	Financial managers	130	15.44	\$68.40	\$142,275	3.47	\$40.51	\$52.20	\$63.10	\$78.11	#	\$84,262	\$108,567	\$131,254	\$162,461	#	0.33
11-3051	Industrial production managers	60	13.28	\$61.63	\$128,187	3.77	\$38.44	\$46.48	\$61.18	\$74.40	\$89.02	\$79,945	\$96,684	\$127,245	\$154,749	\$185,152	0.53
11-3061	Purchasing managers	30	31.84	\$59.95	\$124,699	5.12	\$43.04	\$48.92	\$59.14	\$70.31	\$80.45	\$89,530	\$101,751	\$123,021	\$146,244	\$167,327	#
11-3071	Transportation, storage, and distribution managers	40	29.81	\$53.19	\$110,625	6.07	\$32.93	\$37.13	\$52.54	\$68.47	\$78.92	\$68,502	\$77,233	\$109,283	\$142,422	\$164,146	0.45
11-3121	Human resources managers	30	23.14	\$55.68	\$115,814	4.12	\$35.86	\$48.07	\$57.89	\$66.13	\$74.43	\$74,578	\$99,992	\$120,421	\$137,542	\$154,811	#
11-3131	Training and development managers	#	#	\$53.68	\$111,651	8.03	\$41.88	\$44.76	\$49.50	\$64.93	\$74.57	\$87,117	\$93,104	\$102,968	\$135,051	\$155,116	#
11-9021	Construction managers	400	11.97	\$53.97	\$112,252	11.65	\$31.61	\$35.50	\$43.97	\$58.74	\$87.97	\$65,751	\$73,840	\$91,459	\$122,183	\$182,981	2.20
11-9031	Education administrators, preschool and childcare center/program	30	20.26	\$20.83	\$43,330	5.89	\$16.24	\$17.80	\$20.34	\$23.36	\$27.69	\$33,789	\$37,024	\$42,298	\$48,583	\$57,596	0.94
11-9032	Education administrators, elementary and secondary school	250	3.33	#	\$88,585	1.61	#	#	#	#	#	\$65,470	\$73,286	\$86,946	\$101,730	\$120,868	1.46
11-9039	Education administrators, all other	#	#	\$30.38	\$63,193.00	\$22.67	\$19.92	\$21.12	\$23.09	\$25.02	\$82.75	\$41,424.00	\$43,927.00	\$48,024.00	\$52,050.00	\$172,122.00	#
11-9041	Architectural and engineering managers	70	36.92	#	#	#	#	#	#	#	#	#	#	#	#	#	0.59
11-9051	Food service managers	30	41.58	#	#	#	#	#	#	#	#	#	#	#	#	#	0.22
11-9111	Medical and health services managers	120	17.26	\$41.90	\$87,155	6.49	\$21.05	\$25.67	\$37.37	\$51.06	\$70.16	\$43,792	\$53,385	\$77,738	\$106,210	\$145,941	0.53
11-9121	Natural sciences managers	10	14.49	\$53.12	\$110,495	\$8.30	\$33.76	\$37.29	\$43.86	\$58.11	\$92.15	\$70,212	\$77,560	\$91,220	\$120,864	\$191,680	#
11-9131	Postmasters and mail superintendents	20	0.00	\$36.97	\$76,900	#	\$30.01	\$33.16	\$36.48	\$40.85	\$43.18	\$62,417	\$68,983	\$75,878	\$84,958	\$89,819	#
11-9151	Social and community service managers	40	18.37	\$44.49	\$92,537	6.27	\$25.78	\$29.15	\$37.86	\$65.05	\$74.77	\$53,619	\$60,624	\$78,753	\$135,305	\$155,511	0.36
11-9199	Managers, all other	210	11.32	\$57.33	\$119,243	3.96	\$28.94	\$38.96	\$53.71	\$67.78	\$91.83	\$60,198	\$81,044	\$111,707	\$140,975	\$190,998	0.73
13-0000	Business and financial operations occupations	3,890	7.39	\$33.91	\$70,543	2.45	\$17.88	\$23.74	\$30.41	\$40.04	\$51.24	\$37,182	\$49,372	\$63,252	\$83,279	\$106,586	0.76
13-1020	Buyers and purchasing agents	290	20.24	\$28.81	\$59,924	2.65	\$19.37	\$22.09	\$27.22	\$33.99	\$39.33	\$40,282	\$45,949	\$56,608	\$70,698	\$81,800	1.04
13-1031	Claims adjusters, examiners, and investigators	170	19.56	\$33.95	\$70,618	3.37	\$10.89	\$30.38	\$35.23	\$42.42	\$48.87	\$22,658	\$63,191	\$73,285	\$88,233	\$101,642	0.89
13-1041	Compliance officers, except agriculture, construction, health and safety, and transportation	200	23.97	\$29.72	\$61,827	3.36	\$19.82	\$24.21	\$27.92	\$33.31	\$42.78	\$41,219	\$50,360	\$58,081	\$69,275	\$88,986	1.02
13-1051	Cost estimators	230	18.36	\$31.99	\$66,540	2.82	\$21.32	\$26.21	\$30.15	\$38.67	\$46.52	\$44,352	\$54,520	\$62,710	\$80,431	\$96,764	1.63
13-1071	Human resources specialists	280	9.36	\$31.17	\$64,835	3.99	\$16.51	\$19.54	\$28.10	\$37.74	\$53.63	\$34,344	\$40,649	\$58,452	\$78,489	\$111,556	0.75
13-1081	Logisticians	110	26.02	\$35.52	\$73,875	6.69	\$19.18	\$23.04	\$32.57	\$44.38	\$59.20	\$39,901	\$47,933	\$67,742	\$92,310	\$123,132	1.04
13-1111	Management analysts	90	23.77	\$43.06	\$89,558	9.68	\$22.68	\$28.57	\$43.61	\$57.73	\$67.26	\$47,178	\$59,427	\$90,704	\$120,069	\$139,904	0.20
13-1121	Meeting, convention, and event planners	30	15.05	\$20.87	\$43,410	4.56	\$9.64	\$16.47	\$20.82	\$24.11	\$33.54	\$20,047	\$34,259	\$43,308	\$50,155	\$69,758	#
13-1131	Fundraisers	60	19.37	\$24.95	\$51,906	7.48	\$13.31	\$15.53	\$22.75	\$29.79	\$44.92	\$27,685	\$32,308	\$47,313	\$61,965	\$93,442	1.27
13-1141	Compensation, benefits, and job analysis specialists	10	25.63	\$34.31	\$71,372	4.03	\$26.10	\$28.34	\$33.30	\$39.72	\$45.81	\$54,289	\$58,948	\$69,265	\$82,617	\$95,286	#
13-1151	Training and development specialists	220	21.60	\$31.13	\$64,760	5.02	\$13.78	\$19.77	\$29.68	\$43.17	\$49.75	\$28,652	\$41,126	\$61,743	\$89,788	\$103,475	1.17
13-1161	Market research analysts and marketing specialists	310	12.68	\$30.47	\$63,388	2.90	\$16.47	\$21.80	\$30.31	\$37.99	\$45.78	\$34,254	\$45,341	\$63,040	\$79,010	\$95,230	0.77
13-1199	Business operations specialists, all other	640	13.48	\$32.38	\$67,353	3.12	\$16.43	\$23.29	\$30.88	\$39.33	\$49.41	\$34,178	\$48,439	\$64,237	\$81,804	\$102,778	0.94
13-2011	Accountants and auditors	810	9.08	\$36.03	\$74,941	3.27	\$20.68	\$25.32	\$31.84	\$42.64	\$56.05	\$43,016	\$52,662	\$66,218	\$88,699	\$116,576	0.96
13-2021	Appraisers and assessors of real estate	40	34.70	\$31.02	\$64,530	6.34	\$22.50	\$25.47	\$28.62	\$33.31	\$42.68	\$46,796	\$52,985	\$59,528	\$69,290	\$88,771	1.10
13-2031	Budget analysts	20	27.45	\$37.82	\$78,672	3.64	\$29.37	\$32.84	\$36.66	\$41.97	\$49.99	\$61,094	\$68,305	\$76,251	\$87,291	\$103,979	#
13-2051	Financial analysts	40	39.66	\$51.79	\$107,732	25.30	\$25.26	\$28.06	\$38.17	\$51.98	#	\$52,548	\$58,365	\$79,400	\$108,119	#	0.18
13-2052	Personal financial advisors	#	#	\$76.04	\$158,159	22.53	\$24.79	\$28.51	\$50.63	#	#	\$51,555	\$59,307	\$105,302	#	#	#
13-2053	Insurance underwriters	#	#	\$31.80	\$66,135	11.59	\$25.15	\$26.48	\$28.70	\$33.27	\$48.32	\$52,305	\$55,077	\$59,696	\$69,200	\$100,505	#
13-2061	Financial examiners	#	#	\$32.08	\$66,732	12.62	\$25.23	\$26.57	\$28.81	\$34.37	\$47.56	\$52,478	\$55,272	\$59,928	\$71,486	\$98,925	#
13-2072	Loan officers	80	22.16	\$39.17	\$81,479	8.41	\$17.37	\$26.25	\$33.05	\$52.05	\$67.65	\$36,120	\$54,597	\$68,747	\$108,267	\$140,714	0.37
13-2099	Financial specialists, all other	60	37.88	\$37.54	\$78,076	2.39	\$21.80	\$27.84	\$37.10	\$46.61	\$55.81	\$45,345	\$57,901	\$77,178	\$96,940	\$116,091	0.69

Data unavailable

Occupational Code	Occupational Title	Employment Estimate	Employment Percentage Relative Standard Error	Average Hourly Wage	Average Annual Wage	Wage Percentage Relative Standard Error	10th Percentile (Hourly)	25th Percentile (Hourly)	50th Percentile (Hourly)	75th Percentile (Hourly)	90th Percentile (Hourly)	10th Percentile (Annual)	25th Percentile (Annual)	50th Percentile (Annual)	75th Percentile (Annual)	90th Percentile (Annual)	Location Quotients
15-0000	Computer and mathematical occupations	1,160	12.86	\$33.51	\$69,708	3.28	\$16.44	\$22.80	\$32.50	\$42.08	\$51.21	\$34,195	\$47,425	\$67,601	\$87,532	\$106,522	0.40
15-1121	Computer systems analysts	120	40.91	\$39.05	\$81,232	5.87	\$23.08	\$30.16	\$41.12	\$47.33	\$53.08	\$48,007	\$62,725	\$85,540	\$98,439	\$110,405	0.30
15-1122	Information security analysts	20	33.67	\$45.18	\$93,968	6.52	\$27.60	\$33.83	\$43.79	\$49.64	\$67.26	\$57,412	\$70,372	\$91,079	\$103,259	\$139,901	#
15-1131	Computer programmers	60	13.19	\$39.99	\$83,182	10.34	\$18.28	\$30.97	\$37.52	\$46.96	\$59.84	\$38,019	\$64,419	\$78,046	\$97,687	\$124,476	0.37
15-1132	Software developers, applications	150	26.39	\$43.57	\$90,622	3.89	\$31.33	\$35.49	\$42.55	\$50.57	\$61.04	\$65,163	\$73,816	\$88,496	\$105,181	\$126,958	0.26
15-1134	Web developers	40	20.41	\$24.39	\$50,738	6.02	\$14.45	\$17.50	\$24.58	\$28.70	\$38.55	\$30,060	\$36,405	\$51,132	\$59,701	\$80,194	0.50
15-1141	Database administrators	20	19.30	\$39.83	\$82,851	4.26	\$22.52	\$33.43	\$38.87	\$47.46	\$57.03	\$46,836	\$69,536	\$80,843	\$98,725	\$118,624	#
15-1142	Network and computer systems administrators	230	12.36	\$32.80	\$68,230	2.05	\$18.17	\$23.43	\$32.15	\$40.99	\$49.86	\$37,802	\$48,740	\$66,877	\$85,252	\$103,700	0.90
15-1143	Computer network architects	50	29.96	\$41.15	\$85,589	8.97	\$25.69	\$28.82	\$38.30	\$52.67	\$63.05	\$53,435	\$59,951	\$79,661	\$109,543	\$131,147	0.48
15-1151	Computer user support specialists	300	12.76	\$21.68	\$45,088	5.08	\$10.91	\$16.09	\$21.05	\$27.38	\$33.25	\$22,700	\$33,463	\$43,778	\$56,947	\$69,162	0.72
15-1152	Computer network support specialists	20	17.86	\$29.52	\$61,408	3.32	\$20.60	\$23.80	\$28.25	\$35.25	\$43	\$42,856	\$49,496	\$58,753	\$73,323	\$90,213	#
15-1199	Computer occupations, all other	90	45.87	\$33.48	\$69,648	3.39	\$18.76	\$31.35	\$34.50	\$37.78	\$42.61	\$39,028	\$65,218	\$71,759	\$78,577	\$88,627	0.43
15-2031	Operations research analysts	30	36.34	\$58.05	\$120,752	20.23	\$32.89	\$35.67	\$40.27	\$59.94	#	\$68,409	\$74,200	\$83,765	\$124,683	#	#
15-2041	Statisticians	10	24.21	\$35.30	\$73,427	4.61	\$27.07	\$30.69	\$35.03	\$39.31	\$45.70	\$56,315	\$63,833	\$72,873	\$81,760	\$95,062	#
17-0000	Architecture and engineering occupations	1,570	13.51	\$41.61	\$86,546	3.30	\$21.79	\$28.00	\$36.80	\$49.70	\$69.17	\$45,320	\$58,244	\$76,554	\$103,382	\$143,865	0.91
17-1011	Architects, except landscape and naval	20	18.80	\$32.64	\$67,893	12.92	\$25.77	\$27.04	\$29.15	\$31.21	\$38.16	\$53,606	\$56,241	\$60,634	\$64,917	\$79,365	#
17-1021	Cartographers and photogrammetrists	30	29.01	\$32.03	\$66,622	4.33	\$21.50	\$25.38	\$31.94	\$37.96	\$45.16	\$44,712	\$52,786	\$66,440	\$78,957	\$93,934	4.39
17-1022	Surveyors	40	22.04	\$35.44	\$73,713	6.20	\$24.47	\$29.88	\$34.66	\$38.54	\$46.01	\$50,901	\$62,141	\$72,087	\$80,165	\$95,709	1.38
17-2041	Chemical engineers	20	23.52	\$48.44	\$100,754	7.26	\$28.34	\$35.33	\$49.32	\$59.68	\$72.86	\$58,956	\$73,488	\$102,594	\$124,126	\$151,545	#
17-2051	Civil engineers	180	14.35	\$40.61	\$84,478	2.51	\$26.15	\$31.69	\$40.12	\$48.06	\$56.32	\$54,394	\$65,918	\$83,441	\$99,970	\$117,140	0.91
17-2071	Electrical engineers	180	35.50	\$49.39	\$102,722	9.28	\$27.68	\$34.27	\$44.82	\$60.23	\$74.56	\$57,584	\$71,272	\$93,229	\$125,268	\$155,083	1.45
17-2072	Electronics engineers, except computer	110	44.79	\$57.01	\$118,580	4.44	\$33.29	\$43.02	\$53.65	\$69.07	\$85.36	\$69,249	\$89,485	\$111,583	\$143,673	\$177,544	1.24
17-2081	Environmental engineers	#	#	\$45.56	\$94,767	10.09	\$27.91	\$33.25	\$40.70	\$59.15	\$74.90	\$58,053	\$69,169	\$84,660	\$123,038	\$155,800	#
17-2112	Industrial engineers	100	21.80	\$44.59	\$92,738	3.65	\$28.21	\$35.33	\$43.38	\$49.75	\$68.40	\$58,670	\$73,496	\$90,238	\$103,489	\$142,265	0.57
17-2131	Materials engineers	40	32.47	\$39.70	\$82,567	6.76	\$19.36	\$26.51	\$39.87	\$48.99	\$64.30	\$40,272	\$55,143	\$82,923	\$101,890	\$133,750	2.02
17-2141	Mechanical engineers	90	29.38	\$38.88	\$80,869	2.91	\$23.83	\$32.18	\$37.56	\$46.40	\$56	\$49,567	\$66,935	\$78,123	\$96,514	\$116,226	0.45
17-2171	Petroleum engineers	140	38.28	\$60.57	\$125,985	10.90	\$30.37	\$38.87	\$56.58	\$75.78	\$98.68	\$63,177	\$80,850	\$117,687	\$157,632	\$205,256	6.30
17-2199	Engineers, all other	20	40.61	\$45.65	\$94,952	6.82	\$30.90	\$35.29	\$43.10	\$56.22	\$65.93	\$64,265	\$73,396	\$89,658	\$116,927	\$137,131	#
17-3011	Architectural and civil drafters	120	3.93	\$25.79	\$53,638	3.11	\$18.93	\$22.45	\$26.33	\$29.23	\$31.37	\$39,374	\$46,693	\$54,760	\$60,796	\$65,239	1.89
17-3013	Mechanical drafters	10	14.56	\$26.72	\$55,579	3.63	\$19.54	\$23.36	\$27.16	\$30.33	\$34.16	\$40,644	\$48,588	\$56,501	\$63,084	\$71,054	#
17-3022	Civil engineering technicians	70	21.26	\$22.26	\$46,310	5.21	\$15.06	\$17.38	\$22.16	\$27.38	\$29.70	\$31,324	\$36,160	\$46,086	\$56,951	\$61,767	1.48
17-3023	Electrical and electronics engineering technicians	60	20.46	\$32.33	\$67,246	3.66	\$18.23	\$30.50	\$34.45	\$37.83	\$39.42	\$37,908	\$63,438	\$71,658	\$78,680	\$81,993	0.68
17-3025	Environmental engineering technicians	20	11.85	\$28.44	\$59,156	4.35	\$22.20	\$22.92	\$26.97	\$30.09	\$33.40	\$46,180	\$47,670	\$56,102	\$62,582	\$69,466	#
17-3026	Industrial engineering technicians	30	24.13	\$27.46	\$57,126	6.55	\$16.16	\$21.63	\$26.96	\$32.99	\$39.61	\$33,611	\$44,995	\$56,074	\$68,615	\$82,388	0.72
17-3029	Engineering technicians, except drafters, all other	50	13.24	\$30.52	\$63,483	2.87	\$20.22	\$25.03	\$29.50	\$36.05	\$42.44	\$42,054	\$52,058	\$61,369	\$74,977	\$88,265	0.91
17-3031	Surveying and mapping technicians	40	16.36	\$25.89	\$53,859	3.87	\$14.96	\$21.90	\$26.45	\$30.05	\$35.76	\$31,124	\$45,548	\$55,014	\$62,505	\$74,383	1.08
19-0000	Life, physical, and social science occupations	510	9.17	\$31.16	\$64,811	2.63	\$16.94	\$22.63	\$28.49	\$37.67	\$48.71	\$35,233	\$47,079	\$59,263	\$78,356	\$101,325	0.65
19-2031	Chemists	60	33.21	\$43.15	\$89,760	3.14	\$27.41	\$32.82	\$41.52	\$51.34	\$60.23	\$57,022	\$68,272	\$86,363	\$106,796	\$125,269	0.98
19-2041	Environmental scientists and specialists, including health	70	27.86	\$27.71	\$57,642	6.38	\$13.79	\$18.57	\$28.05	\$34.54	\$39.48	\$28,693	\$38,633	\$58,353	\$71,838	\$82,114	1.17
19-3031	Clinical, counseling, and school psychologists	50	11.96	\$29.33	\$61,011	2.28	\$9.92	\$18.97	\$30.28	\$38.84	\$47.78	\$20,631	\$39,453	\$62,973	\$80,797	\$99,373	0.66
19-3051	Urban and regional planners	40	4.01	\$35.47	\$73,775	2.46	\$22.50	\$27.10	\$34.39	\$43.55	\$50.27	\$46,796	\$56,365	\$71,540	\$90,591	\$104,559	1.55
19-3099	Social scientists and related workers, all other	10	4.82	\$35.95	\$74,785	2.96	\$21.75	\$26.22	\$34.49	\$40.09	\$46.36	\$45,231	\$54,534	\$71,747	\$83,396	\$96,429	#
19-4011	Agricultural and food science technicians	10	21.16	\$17.84	\$37,109	3.81	\$12.93	\$15.45	\$17.70	\$21.22	\$23.65	\$26,885	\$32,135	\$36,826	\$44,129	\$49,189	#
19-4021	Biological technicians	10	0.00	\$20.54	\$42,713	3.04	\$15.28	\$15.29	\$22.59	\$24.25	\$25.43	\$31,789	\$31,800	\$46,988	\$50,430	\$52,892	#
19-4031	Chemical technicians	60	29.73	\$24.34	\$50,627	2.65	\$16.42	\$19.98	\$23.89	\$28.30	\$34.10	\$34,148	\$41,552	\$49,700	\$58,860	\$70,932	1.27
19-4041	Geological and petroleum technicians	20	19.25	\$36.00	\$74,876	27.99	\$18.93	\$21.70	\$28.77	\$37.40	\$55.24	\$39,383	\$45,134	\$59,850	\$77,791	\$114,906	#
19-4091	Environmental science and protection technicians, including health	40	3.20	\$25.60	\$53,252	2.67	\$21.66	\$22.78	\$25.33	\$26.86	\$31.34	\$45,058	\$47,390	\$52,679	\$55,861	\$65,179	1.58
19-4093	Forest and conservation technicians	#	#	\$19.87	\$41,326	9.19	\$16.11	\$16.98	\$18.27	\$19.70	\$27.55	\$33,512	\$35,325	\$38,001	\$40,973	\$57,297	#
21-0000	Community and social services occupations	1,370	5.40	\$22.25	\$46,283	3.21	\$11.93	\$15.93	\$22.03	\$27.15	\$33.00	\$24,814	\$33,143	\$45,827	\$56,482	\$68,642	0.96
21-1012	Educational, guidance, school, and vocational counselors	220	2.04	\$24.56	\$51,078	2.04	\$18.08	\$20.54	\$23.17	\$27.78	\$34.09	\$37,615	\$42,720	\$48,187	\$57,785	\$70,907	1.20

Data unavailable

Occupational Code	Occupational Title	Employment Estimate	Employment Percentage Relative Standard Error	Average Hourly Wage	Average Annual Wage	Wage Percentage Relative Standard Error	10th Percentile (Hourly)	25th Percentile (Hourly)	50th Percentile (Hourly)	75th Percentile (Hourly)	90th Percentile (Hourly)	10th Percentile (Annual)	25th Percentile (Annual)	50th Percentile (Annual)	75th Percentile (Annual)	90th Percentile (Annual)	Location Quotients
21-1015	Rehabilitation counselors	80	30.07	\$20.04	\$41,684	7.87	\$10.21	\$11.49	\$17.75	\$25.34	\$29.03	\$21,239	\$23,895	\$36,917	\$52,714	\$60,381	1.14
21-1018	Substance abuse, behavioral disorder, and mental health counselors	220	17.91	\$18.69	\$38,873	5.61	\$10.84	\$12.92	\$17.46	\$23.29	\$28.94	\$22,548	\$26,872	\$36,314	\$48,435	\$60,190	1.32
21-1021	Child, family, and school social workers	150	1.27	\$24.56	\$51,081	3.90	\$12.82	\$14.74	\$25.96	\$32.41	\$37.56	\$26,668	\$30,664	\$53,996	\$67,409	\$78,120	0.70
21-1022	Healthcare social workers	130	14.90	\$23.23	\$48,316	3.46	\$16.69	\$19.57	\$22.90	\$27.00	\$30.36	\$34,724	\$40,699	\$47,640	\$56,158	\$63,146	1.13
21-1023	Mental health and substance abuse social workers	90	48.83	\$22.99	\$47,815	5.53	\$19.09	\$20.86	\$23.06	\$26.01	\$29.78	\$39,703	\$43,395	\$47,958	\$54,101	\$61,938	1.23
21-1029	Social workers, all other	50	26.42	\$23.38	\$48,626	4.80	\$9.61	\$17.51	\$22.01	\$30.71	\$37.18	\$19,978	\$36,429	\$45,785	\$63,872	\$77,340	1.26
21-1091	Health educators	50	15.48	\$26.60	\$55,333	4.35	\$17.23	\$22.38	\$26.76	\$29.97	\$35.88	\$35,842	\$46,554	\$55,666	\$62,342	\$74,634	1.24
21-1092	Probation officers and correctional treatment specialists	130	0.00	\$27.51	\$57,221	2.25	\$18.69	\$23.11	\$25.18	\$30.25	\$40.12	\$38,884	\$48,075	\$52,368	\$62,925	\$83,442	2.16
21-1093	Social and human service assistants	80	21.98	\$16.90	\$35,156	9.48	\$11.17	\$13.02	\$15.38	\$20.62	\$25.02	\$23,239	\$27,074	\$31,980	\$42,884	\$52,038	0.30
21-1099	Community and social service specialists, all other	100	18.23	\$19.24	\$40,012	5.08	\$11.10	\$12.89	\$14.94	\$24.76	\$32.56	\$23,090	\$26,821	\$31,081	\$51,491	\$67,734	1.51
21-2011	Clergy	20	22.88	\$27.35	\$56,896	7.93	\$20.41	\$22.01	\$24.65	\$29.73	\$42.43	\$42,454	\$45,772	\$51,272	\$61,840	\$88,264	#
23-0000	Legal occupations	390	6.55	\$39.01	\$81,142	7.09	\$16.08	\$22.84	\$30.74	\$46.60	\$74.51	\$33,453	\$47,498	\$63,936	\$96,920	\$154,988	0.52
23-1011	Lawyers	170	9.71	\$49.07	\$102,069	14.80	\$22.10	\$28.82	\$39.62	\$57.87	\$89.91	\$45,964	\$59,954	\$82,410	\$120,375	\$187,022	0.40
23-1023	Judges, magistrate judges, and magistrates	20	7.17	\$72.97	\$151,782	4.72	\$66.61	\$66.62	\$74.52	\$77.85	\$77.86	\$138,552	\$138,569	\$154,997	\$161,938	\$161,945	#
23-2011	Paralegals and legal assistants	90	14.57	\$26.10	\$54,278	5.27	\$11.11	\$16.95	\$27.07	\$34.66	\$39.76	\$23,106	\$35,266	\$56,303	\$72,084	\$82,700	0.43
23-2093	Title examiners, abstractors, and searchers	30	22.29	\$28.24	\$58,743	3.02	\$19.54	\$21.91	\$25.69	\$31.88	\$39.59	\$40,635	\$45,564	\$53,441	\$66,300	\$82,349	0.95
23-2099	Legal support workers, all other	60	8.04	\$26.03	\$54,147	6.15	\$15.17	\$19.66	\$24.02	\$28.88	\$42.51	\$31,556	\$40,886	\$49,967	\$60,075	\$88,425	2.13
25-0000	Education, training, and library occupations	6,480	2.73	\$24.34	\$50,636	5.55	\$12.66	\$16.74	\$21.84	\$29.02	\$38.35	\$26,332	\$34,818	\$45,432	\$60,363	\$79,777	1.09
25-1011	Business teachers, postsecondary	60	0.00	#	\$117,726	2.60	#	#	#	#	#	\$57,488	\$73,706	\$119,216	\$148,700	\$182,150	1.12
25-1081	Education teachers, postsecondary	160	0.00	#	\$106,081.00	4.37	#	#	#	#	#	\$51,547.00	\$69,510.00	\$90,683.00	\$114,800.00	\$186,709.00	3.99
25-1121	Art, drama, and music teachers, postsecondary	200	19.47	#	\$62,450	15.44	#	#	#	#	#	\$24,683	\$42,463	\$60,222	\$84,361	\$99,623	3.16
25-1125	History teachers, postsecondary	#	#	#	\$65,650	3.50	#	#	#	#	#	\$36,959	\$51,430	\$66,774	\$75,992	\$83,107	#
25-1194	Vocational education teachers, postsecondary	120	5.61	\$25.68	\$53,417	2.56	\$19.57	\$21.44	\$24.56	\$28.68	\$31.43	\$40,703	\$44,587	\$51,095	\$59,646	\$65,377	1.49
25-2011	Preschool teachers, except special education	340	18.19	\$14.54	\$30,248	4.09	\$11.19	\$12.75	\$14.14	\$15.93	\$18.38	\$23,265	\$26,529	\$29,420	\$33,136	\$38,237	1.23
25-2012	Kindergarten teachers, except special education	300	3.97	#	\$44,946	2.36	#	#	#	#	#	\$33,176	\$36,505	\$42,781	\$50,774	\$62,554	3.13
25-2021	Elementary school teachers, except special education	1,270	6.00	#	\$46,910	1.61	#	#	#	#	#	\$33,900	\$37,684	\$44,842	\$53,711	\$63,594	1.32
25-2022	Middle school teachers, except special and career/technical educa	710	3.12	#	\$47,263	1.66	#	#	#	#	#	\$34,109	\$37,988	\$45,036	\$53,873	\$65,075	1.67
25-2031	Secondary school teachers, except special and career/technical ed	770	4.47	#	\$49,563	1.47	#	#	#	#	#	\$34,595	\$39,104	\$47,396	\$58,041	\$69,063	1.10
25-2032	Career/technical education teachers, secondary school	50	3.88	#	\$51,210	1.45	#	#	#	#	#	\$38,927	\$43,490	\$49,867	\$58,958	\$66,899	0.99
25-2051	Special education teachers, preschool	30	0.00	#	\$52,607	2.23	#	#	#	#	#	\$41,006	\$43,752	\$48,324	\$64,363	\$75,120	#
25-2052	Special education teachers, kindergarten and elementary school	100	2.61	#	\$50,613	1.69	#	#	#	#	#	\$35,249	\$40,704	\$48,666	\$58,760	\$70,004	0.78
25-2053	Special education teachers, middle school	70	3.39	#	\$48,519	1.80	#	#	#	#	#	\$35,746	\$40,854	\$46,849	\$54,582	\$63,725	1.21
25-2054	Special education teachers, secondary school	90	4.71	#	\$53,639	1.81	#	#	#	#	#	\$36,338	\$42,922	\$50,742	\$66,211	\$76,314	0.94
25-3011	Adult basic and secondary education and literacy teachers and ins	90	45.79	\$24.38	\$50,719	2.91	\$16.61	\$18.55	\$24.75	\$28.75	\$31.17	\$34,545	\$38,574	\$51,472	\$59,796	\$64,835	2.08
25-3097	Teachers and instructors, all other, except substitute teachers	30	22.20	#	\$43,351	10.54	#	#	#	#	#	\$21,606	\$39,589	\$44,524	\$49,165	\$60,882	#
25-4012	Curators	10	30.13	\$20.71	\$43,068	8.89	\$9.46	\$10.21	\$24.38	\$28.68	\$31.21	\$19,680	\$21,238	\$50,716	\$59,654	\$64,914	#
25-4021	Librarians	130	4.05	\$30.38	\$63,190	2.06	\$20.14	\$22.65	\$28.31	\$36.68	\$45.93	\$41,881	\$47,117	\$58,875	\$76,298	\$95,528	1.47
25-4031	Library technicians	200	4.73	\$16.37	\$34,058	2.29	\$11.01	\$13.76	\$16.73	\$18.81	\$21.56	\$22,911	\$28,614	\$34,806	\$39,117	\$44,835	3.28
25-9031	Instructional coordinators	70	4.49	\$31.70	\$65,930	2.46	\$18.08	\$24.53	\$32.53	\$38.87	\$45.31	\$37,606	\$51,030	\$67,665	\$80,846	\$94,247	0.68
25-9041	Teacher assistants	830	7.67	#	\$29,451	4.66	#	#	#	#	#	\$20,457	\$22,248	\$25,387	\$31,171	\$49,421	0.93
25-9099	Education, training, and library workers, all other	50	14.61	\$25.58	\$53,207	3.08	\$19.14	\$21.48	\$25.36	\$29.44	\$34.03	\$39,807	\$44,677	\$52,752	\$61,243	\$70,776	0.80
27-0000	Arts, design, entertainment, sports, and media occupations	800	10.19	\$21.53	\$44,786	4.68	\$9.83	\$12.39	\$18.41	\$27.18	\$36.61	\$20,448	\$25,778	\$38,291	\$56,541	\$76,152	0.61
27-1011	Art directors	#	#	\$41.99	\$87,343	7.28	\$30.13	\$40.62	\$44.23	\$47.84	\$50.02	\$62,662	\$84,490	\$91,995	\$99,501	\$104,041	#
27-1023	Floral designers	#	#	\$13.07	\$27,195	9.16	\$9.88	\$10.58	\$11.74	\$14.61	\$18.91	\$20,542	\$21,998	\$24,424	\$30,379	\$39,341	#
27-1024	Graphic designers	80	16.14	\$21.89	\$45,530	4.92	\$12.19	\$13.87	\$19.24	\$28.29	\$37.13	\$25,359	\$28,851	\$40,023	\$58,840	\$77,237	0.57
27-1026	Merchandise displayers and window trimmers	10	22.27	\$13.90	\$28,904	6.68	\$9.33	\$9.37	\$11.80	\$17.56	\$22.58	\$19,403	\$19,491	\$24,552	\$36,535	\$46,969	#

Data unavailable

Occupational Code	Occupational Title	Employment Estimate	Employment Percentage Relative Standard Error	Average Hourly Wage	Average Annual Wage	Wage Percentage Relative Standard Error	10th Percentile (Hourly)	25th Percentile (Hourly)	50th Percentile (Hourly)	75th Percentile (Hourly)	90th Percentile (Hourly)	10th Percentile (Annual)	25th Percentile (Annual)	50th Percentile (Annual)	75th Percentile (Annual)	90th Percentile (Annual)	Location Quotients
27-2021	Athletes and sports competitors	30	29.30	#	\$26,843	10.29	#	#	#	#	#	\$19,462	\$19,639	\$23,256	\$34,988	\$38,324	4.21
27-2022	Coaches and scouts	160	28.50	#	\$34,882	7.42	#	#	#	#	#	\$19,590	\$22,376	\$29,789	\$40,442	\$50,295	1.02
27-2023	Umpires, referees, and other sports officials	30	41.74	#	\$29,307	2.83	#	#	#	#	#	\$20,672	\$22,407	\$25,964	\$36,094	\$44,351	#
27-3011	Radio and television announcers	40	22.31	\$17.78	\$36,986	17.47	\$10.29	\$11.21	\$16.94	\$24.27	\$28.23	\$21,406	\$23,317	\$35,226	\$50,481	\$58,711	1.96
27-3031	Public relations specialists	120	27.59	\$32.67	\$67,955	6.81	\$17.92	\$24.53	\$31.38	\$36.30	\$40.07	\$37,274	\$51,025	\$65,276	\$75,494	\$83,343	0.76
27-3043	Writers and authors	#	#	\$25.29	\$52,598	5.98	\$9.57	\$24.32	\$26.66	\$29.03	\$32.95	\$19,914	\$50,578	\$55,461	\$60,373	\$68,527	#
27-3091	Interpreters and translators	50	18.94	\$21.74	\$45,223.00	\$4.14	\$9.70	\$19.11	\$21.57	\$24.26	\$31.49	\$20,181.00	\$39,754.00	\$44,870.00	\$50,469.00	\$65,492.00	1.45
27-3099	Media and communication workers, all other	10	22.81	\$23.99	\$49,894	7.22	\$13.55	\$20.47	\$25	\$29	\$32	\$28,191	\$42,571	\$51,172	\$59,363	\$66,893	#
27-4021	Photographers	#	#	\$15.99	\$33,251	6.42	\$12.27	\$13.17	\$14.52	\$17.03	\$26.13	\$25,530	\$27,397	\$30,211	\$35,432	\$54,357	#
27-4031	Camera operators, television, video, and motion picture	#	#	\$18.73	\$38,950	10.49	\$15.49	\$16.23	\$17.47	\$18.71	\$27.21	\$32,217	\$33,764	\$36,341	\$38,919	\$56,604	#
29-0000	Healthcare practitioners and technical occupations	3,910	2.29	\$36.75	\$76,433	3.83	\$16.39	\$24.37	\$32.09	\$42.66	\$58.96	\$34,093	\$50,680	\$66,757	\$88,723	\$122,627	0.67
29-1011	Chiropractors	30	9.35	#	#	#	#	#	#	#	#	#	#	#	#	#	1.34
29-1021	Dentists, general	90	16.73	\$112.89	\$234,817	18.51	\$38.18	\$58.08	#	#	#	\$79,417	\$120,813	#	#	#	1.17
29-1031	Dietitians and nutritionists	50	31.80	\$24.76	\$51,492	6.57	\$11.76	\$15.66	\$25.76	\$32.87	\$37.05	\$24,470	\$32,571	\$53,572	\$68,360	\$77,058	1.13
29-1051	Pharmacists	140	3.06	\$58.56	\$121,803	2.94	\$47.45	\$53.81	\$60.14	\$68.69	\$75.69	\$98,700	\$111,920	\$125,085	\$142,866	\$157,435	0.68
29-1062	Family and general practitioners	80	8.52	\$65.83	\$136,930	4.90	\$26.28	\$28.52	\$66.03	\$90.63	#	\$54,666	\$59,332	\$137,339	\$188,504	#	0.97
29-1069	Physicians and surgeons, all other	20	23.12	\$114.12	\$237,374	10.13	\$45.42	\$97.54	#	#	#	\$94,468	\$202,880	#	#	#	#
29-1071	Physician assistants	170	34.51	\$41.00	\$85,272	10.66	\$15.63	\$28.66	\$44.77	\$53.80	\$60.69	\$32,521	\$59,613	\$93,131	\$111,898	\$126,229	2.33
29-1122	Occupational therapists	80	11.44	\$41.16	\$85,608	2.65	\$31.67	\$34.52	\$39.30	\$46.93	\$54.79	\$65,879	\$71,809	\$81,745	\$97,615	\$113,954	0.92
29-1123	Physical therapists	120	7.92	\$41.04	\$85,369	3.14	\$28.89	\$34.21	\$40.99	\$48.69	\$56.09	\$60,099	\$71,163	\$85,263	\$101,279	\$116,677	0.80
29-1127	Speech-language pathologists	100	11.67	\$38.38	\$79,821	2.31	\$26.73	\$29.98	\$37.40	\$45.60	\$55.86	\$55,607	\$62,367	\$77,782	\$94,851	\$112,037	0.99
29-1131	Veterinarians	110	12.60	\$43.79	\$91,079	12.47	\$25.74	\$30.23	\$36.19	\$51.48	\$60.46	\$53,543	\$62,869	\$75,280	\$107,083	\$125,756	2.40
29-1141	Registered nurses	1,160	7.01	\$33.44	\$69,563	2.24	\$25.57	\$28.11	\$32.60	\$38.02	\$44.65	\$53,194	\$58,474	\$67,803	\$79,075	\$92,865	0.59
29-1171	Nurse practitioners	80	15.17	\$49.14	\$102,206	3.77	\$39.25	\$43.96	\$51.45	\$57.40	\$60.97	\$81,644	\$91,445	\$107,011	\$119,392	\$126,821	0.67
29-2010	Clinical laboratory technologists and technicians	60	13.18	\$27.94	\$58,121	3.75	\$15.79	\$20.07	\$29.78	\$35.51	\$38.46	\$32,834	\$41,741	\$61,941	\$73,868	\$79,987	0.29
29-2021	Dental hygienists	160	31.57	\$38.32	\$79,699	4.80	\$32.54	\$34.61	\$38.05	\$42.30	\$47.01	\$67,684	\$71,981	\$79,142	\$87,976	\$97,774	1.12
29-2034	Radiologic technologists and technicians	80	9.81	\$30.22	\$62,862	3.40	\$21.03	\$25.03	\$29.74	\$35.49	\$39.13	\$43,751	\$52,057	\$61,863	\$73,826	\$81,401	0.62
29-2052	Pharmacy technicians	180	5.19	\$16.80	\$34,935	4.61	\$12.23	\$14.30	\$16.88	\$19.13	\$22.32	\$25,430	\$29,745	\$35,106	\$39,792	\$46,430	0.64
29-2056	Veterinary technologists and technicians	150	11.94	\$13.50	\$28,083	7.86	\$10.17	\$11.24	\$13.19	\$15.51	\$17.71	\$21,159	\$23,387	\$27,430	\$32,265	\$36,828	2.07
29-2057	Ophthalmic medical technicians	40	26.67	\$16.54	\$34,397	5.34	\$12.62	\$13.55	\$15.29	\$19.82	\$22.59	\$26,248	\$28,180	\$31,811	\$41,231	\$46,978	1.19
29-2061	Licensed practical and licensed vocational nurses	130	15.23	\$23.16	\$48,166.00	\$3.79	\$16.41	\$18.96	\$22.74	\$27.24	\$30.75	\$34,128.00	\$39,444.00	\$47,291.00	\$56,669.00	\$63,959.00	0.27
29-2071	Medical records and health information technicians	70	9.54	\$24.62	\$51,201	6.59	\$15.64	\$17.70	\$22.30	\$27.77	\$33.04	\$32,538	\$36,806	\$46,386	\$57,754	\$68,725	0.51
29-2081	Opticians, dispensing	50	26.86	#	#	#	#	#	#	#	#	#	#	#	#	#	1.03
29-2099	Health technologists and technicians, all other	160	30.94	\$28.18	\$58,616	21.48	\$14.98	\$17.10	\$25.03	\$34.26	\$56.27	\$31,160	\$35,573	\$52,061	\$71,259	\$117,046	1.84
29-9011	Occupational health and safety specialists	110	8.36	\$38.75	\$80,597	2.33	\$22.98	\$32.09	\$38.66	\$46.34	\$52.84	\$47,799	\$66,741	\$80,416	\$96,394	\$109,908	2.07
29-9012	Occupational health and safety technicians	40	11.20	\$27.42	\$57,033	4.51	\$18.15	\$20.93	\$25.02	\$30.49	\$37.16	\$37,756	\$43,526	\$52,051	\$63,409	\$77,294	3.51
29-9091	Athletic trainers	20	2.42	#	\$43,721	5.52	#	#	#	#	#	\$33,548	\$36,508	\$42,069	\$50,648	\$58,762	#
31-0000	Healthcare support occupations	1,820	3.95	\$15.40	\$32,039	2.04	\$10.39	\$12.06	\$15.01	\$17.87	\$20.76	\$21,605	\$25,088	\$31,220	\$37,178	\$43,185	0.65
31-1011	Home health aides	140	17.40	\$13.65	\$28,382	7.76	\$9.89	\$10.77	\$12.27	\$14.73	\$17.85	\$20,577	\$22,402	\$25,521	\$30,638	\$37,119	0.25
31-1014	Nursing assistants	670	3.26	\$13.55	\$28,188	3.10	\$10.12	\$11.16	\$13.22	\$15.67	\$18.13	\$21,044	\$23,214	\$27,507	\$32,593	\$37,701	0.68
31-2011	Occupational therapy assistants	10	21.21	\$24.90	\$51,795	5.01	\$20.50	\$22.03	\$24.62	\$28.26	\$30.41	\$42,642	\$45,823	\$51,206	\$58,789	\$63,262	#
31-2021	Physical therapist assistants	30	18.50	\$25.47	\$52,975	5.23	\$20.30	\$22.35	\$26.07	\$29.24	\$31.22	\$42,221	\$46,490	\$54,224	\$60,825	\$64,939	#
31-2022	Physical therapist aides	20	25.32	\$15.50	\$32,230	7.47	\$9.99	\$12.65	\$14.81	\$17.77	\$19.78	\$20,783	\$26,302	\$30,811	\$36,961	\$41,146	#
31-9011	Massage therapists	50	29.54	\$20.56	\$42,758	20.07	\$9.47	\$9.72	\$23.38	\$28.33	\$30.75	\$19,691	\$20,211	\$48,634	\$58,929	\$63,960	0.74
31-9091	Dental assistants	270	6.97	\$18.08	\$37,607	6.77	\$12.65	\$15.53	\$17.77	\$20.95	\$24.00	\$26,305	\$32,302	\$36,964	\$43,582	\$49,929	1.18
31-9092	Medical assistants	450	10.70	\$15.58	\$32,398	2.28	\$11.27	\$13.53	\$15.98	\$17.85	\$19.00	\$23,442	\$28,148	\$33,234	\$37,124	\$39,528	1.03
31-9096	Veterinary assistants and laboratory animal caretakers	20	46.05	\$12.72	\$26,461	8.71	\$10.47	\$11.31	\$12.65	\$14.30	\$15.26	\$21,778	\$23,530	\$26,302	\$29,741	\$31,734	#
31-9099	Healthcare support workers, all other	80	2.79	\$14.84	\$30,876	3.00	\$11.08	\$12.67	\$14.18	\$16.55	\$19.45	\$23,057	\$26,348	\$29,489	\$34,414	\$40,446	1.22
33-0000	Protective service occupations	1,930	4.52	\$24.59	\$51,150	4.66	\$10.77	\$14.34	\$24.82	\$31.60	\$38.90	\$22,406	\$29,829	\$51,632	\$65,738	\$80,903	0.83
33-1012	First-line supervisors of police and detectives	70	2.42	\$48.34	\$100,547	2.58	\$38.94	\$43.18	\$48.27	\$53.09	\$61.87	\$80,991	\$89,804	\$100,401	\$110,429	\$128,698	0.98

Data unavailable

Occupational Code	Occupational Title	Employment Estimate	Employment Percentage Relative Standard Error	Average Hourly Wage	Average Annual Wage	Wage Percentage Relative Standard Error	10th Percentile (Hourly)	25th Percentile (Hourly)	50th Percentile (Hourly)	75th Percentile (Hourly)	90th Percentile (Hourly)	10th Percentile (Annual)	25th Percentile (Annual)	50th Percentile (Annual)	75th Percentile (Annual)	90th Percentile (Annual)	Location Quotients
33-1021	First-line supervisors of fire fighting and prevention workers	100	16.16	\$31.76	\$66,065	5.82	\$21.21	\$24.24	\$29.59	\$37.29	\$47.07	\$44,107	\$50,424	\$61,548	\$77,566	\$97,900	2.51
33-1099	First-line supervisors of protective service workers, all other	10	18.53	\$27.15	\$56,466	6.57	\$17.83	\$22.21	\$27.27	\$32.60	\$36.75	\$37,087	\$46,202	\$56,711	\$67,807	\$76,438	#
33-2011	Firefighters	320	18.09	\$23.18	\$48,211	5.95	\$12.56	\$18.04	\$24.94	\$28.80	\$31.00	\$26,120	\$37,532	\$51,867	\$59,906	\$64,486	1.46
33-3021	Detectives and criminal investigators	50	1.60	\$36.32	\$75,539	2.54	\$25.93	\$29.34	\$34.93	\$39.33	\$55.12	\$53,945	\$61,022	\$72,656	\$81,797	\$114,651	0.68
33-3051	Police and sheriff's patrol officers	500	3.26	\$32.46	\$67,514.00	\$2.08	\$23.26	\$27.39	\$32.92	\$37.41	\$40.80	\$48,372.00	\$56,980.00	\$68,471.00	\$77,813.00	\$84,857.00	1.10
33-9032	Security guards	300	11.74	\$12.87	\$26,774	3.92	\$9.60	\$10.25	\$11.81	\$13.95	\$16.50	\$19,971	\$21,316	\$24,564	\$29,024	\$34,320	0.40
33-9091	Crossing guards	60	16.53	\$15.69	\$32,641	4.06	\$10.90	\$12.28	\$15.70	\$18.36	\$20.73	\$22,680	\$25,535	\$32,661	\$38,179	\$43,121	1.16
33-9092	Lifeguards, ski patrol, and other recreational protective service workers	#	#	\$10.75	\$22,366	3.76	\$9.33	\$9.37	\$9.73	\$11.61	\$13.74	\$19,403	\$19,490	\$20,242	\$24,148	\$28,574	#
33-9099	Protective service workers, all other	180	19.15	\$13.53	\$28,148	3.26	\$9.67	\$11.22	\$12.99	\$14.70	\$18.31	\$20,123	\$23,340	\$27,009	\$30,578	\$38,078	1.90
35-0000	Food preparation and serving-related occupations	8,420	2.76	\$11.35	\$23,609	1.38	\$9.34	\$9.46	\$9.91	\$11.74	\$15.21	\$19,420	\$19,686	\$20,608	\$24,412	\$31,646	0.94
35-1011	Chefs and head cooks	20	13.83	\$28.30	\$58,870	7.09	\$19.38	\$21.45	\$25.05	\$34.89	\$45.88	\$40,317	\$44,607	\$52,101	\$72,575	\$95,435	#
35-1012	First-line supervisors of food preparation and serving workers	590	15.84	\$16.95	\$35,252	4.00	\$10.86	\$13.09	\$15.84	\$21.35	\$23.97	\$22,588	\$27,223	\$32,957	\$44,409	\$49,866	0.94
35-2011	Cooks, fast food	#	#	\$11.22	\$23,345	12.74	\$9.38	\$9.51	\$9.72	\$11.06	\$17.65	\$19,518	\$19,778	\$20,212	\$23,003	\$36,705	#
35-2012	Cooks, institution and cafeteria	360	3.22	\$12.20	\$25,368	2.22	\$9.56	\$10.21	\$11.62	\$13.82	\$15.92	\$19,886	\$21,241	\$24,162	\$28,746	\$33,117	1.29
35-2014	Cooks, restaurant	840	15.61	\$12.07	\$25,108	3.94	\$9.44	\$9.77	\$11.27	\$13.72	\$16.00	\$19,641	\$20,322	\$23,432	\$28,546	\$33,287	0.96
35-2015	Cooks, short order	#	#	\$12.96	\$26,961	12.20	\$9.52	\$9.84	\$11.45	\$16.74	\$18.72	\$19,792	\$20,468	\$23,820	\$34,815	\$38,928	#
35-2021	Food preparation workers	380	27.02	\$10.43	\$21,700	3.71	\$9.34	\$9.41	\$9.68	\$10.86	\$12.63	\$19,424	\$19,580	\$20,144	\$22,593	\$26,264	0.67
35-3011	Bartenders	420	14.47	\$9.75	\$20,280	1.77	\$9.30	\$9.33	\$9.49	\$9.73	\$10.79	\$19,354	\$19,410	\$19,734	\$20,232	\$22,434	1.00
35-3021	Combined food preparation and serving workers, including fast food	3,110	12.79	\$10.57	\$21,980	1.61	\$9.34	\$9.45	\$9.93	\$11.20	\$12.10	\$19,418	\$19,657	\$20,663	\$23,288	\$25,170	1.27
35-3022	Counter attendants, cafeteria, food concession, and coffee shop	90	24.70	\$15.45	\$32,141	15.42	\$9.93	\$10.83	\$12.91	\$20.19	\$25.37	\$20,662	\$22,534	\$26,849	\$42,000	\$52,767	0.28
35-3031	Waiters and waitresses	1,410	8.72	\$10.73	\$22,315	3.36	\$9.31	\$9.40	\$9.60	\$10.71	\$14.06	\$19,362	\$19,545	\$19,962	\$22,267	\$29,239	0.80
35-3041	Food servers, nonrestaurant	140	24.39	\$11.10	\$23,083	3.87	\$9.44	\$9.68	\$10.55	\$12.16	\$14.11	\$19,634	\$20,129	\$21,954	\$25,285	\$29,347	0.80
35-9011	Dining room and cafeteria attendants and bartender helpers	100	43.20	\$9.95	\$20,690	4.06	\$9.31	\$9.34	\$9.41	\$10.28	\$11.31	\$19,360	\$19,429	\$19,563	\$21,373	\$23,529	0.34
35-9021	Dishwashers	160	33.60	\$9.86	\$20,512	2.91	\$9.35	\$9.42	\$9.53	\$9.78	\$10.95	\$19,441	\$19,586	\$19,827	\$20,334	\$22,785	0.46
35-9031	Hosts and hostesses, restaurant, lounge, and coffee shop	230	22.17	\$10.08	\$20,969	2.28	\$9.30	\$9.33	\$9.49	\$9.88	\$11.83	\$19,354	\$19,408	\$19,732	\$20,553	\$24,598	0.81
37-0000	Building and grounds cleaning and maintenance occupations	3,170	12.99	\$13.46	\$28,001	2.38	\$9.51	\$10.16	\$11.96	\$15.08	\$19.13	\$19,784	\$21,132	\$24,879	\$31,374	\$39,783	1.05
37-1011	First-line supervisors of housekeeping and janitorial workers	70	27.72	\$20.68	\$43,015	3.30	\$15.88	\$18.03	\$21.03	\$23.54	\$25.63	\$33,031	\$37,506	\$43,750	\$48,962	\$53,319	0.62
37-1012	First-line supervisors of landscaping, lawn service, and grounds	150	34.20	\$25.68	\$53,411	5.88	\$15.61	\$19.28	\$27.21	\$30.26	\$33.32	\$32,473	\$40,112	\$56,594	\$62,932	\$69,301	2.17
37-2011	Janitors and cleaners, except maids and housekeeping cleaners	1,280	9.01	\$12.43	\$25,846	3.66	\$9.45	\$9.73	\$11.65	\$14.35	\$17.05	\$19,660	\$20,247	\$24,240	\$29,854	\$35,463	0.87
37-2012	Maids and housekeeping cleaners	370	10.85	\$10.83	\$22,535	1.94	\$9.58	\$10.07	\$10.81	\$11.54	\$12.09	\$19,922	\$20,948	\$22,480	\$24,013	\$25,148	0.58
37-2019	Building cleaning workers, all other	150	1.41	\$10.97	\$22,814	5.17	\$9.79	\$10.20	\$10.88	\$11.57	\$11.98	\$20,359	\$21,213	\$22,635	\$24,057	\$24,910	14.73
37-2021	Pest control workers	#	#	\$13.04	\$27,124	5.92	\$9.30	\$10.04	\$12.75	\$14.27	\$16.88	\$19,354	\$20,887	\$26,523	\$29,672	\$35,117	#
37-3011	Landscaping and groundskeeping workers	1,040	26.08	\$13.96	\$29,046	3.90	\$9.51	\$10.81	\$13.21	\$16.03	\$19.18	\$19,774	\$22,484	\$27,471	\$33,342	\$39,897	1.67
39-0000	Personal care and service occupations	1,910	7.97	\$14.40	\$29,948	2.97	\$9.55	\$10.25	\$12.09	\$16.98	\$22.76	\$19,866	\$21,325	\$25,155	\$35,310	\$47,349	0.54
39-1021	First-line supervisors of personal service workers	110	16.17	\$23.47	\$48,813	3.72	\$14.24	\$17.48	\$22.66	\$28.71	\$35.15	\$29,630	\$36,363	\$47,128	\$59,716	\$73,102	0.75
39-2021	Nonfarm animal caretakers	160	13.73	\$12.37	\$25,733	5.26	\$9.55	\$10.15	\$11.47	\$13.46	\$15.61	\$19,869	\$21,109	\$23,867	\$28,005	\$32,459	1.27
39-3091	Amusement and recreation attendants	170	30.96	\$11.87	\$24,699	4.67	\$9.35	\$9.54	\$10.77	\$12.46	\$15.70	\$19,454	\$19,837	\$22,393	\$25,906	\$32,662	0.78
39-5012	Hairdressers, hairstylists, and cosmetologists	160	33.74	\$13.04	\$27,131	8.96	\$9.45	\$9.67	\$12.02	\$14.55	\$17.97	\$19,664	\$20,121	\$25,004	\$30,259	\$37,379	0.67
39-9011	Childcare workers	170	39.78	\$11.81	\$24,571	5.01	\$9.48	\$9.80	\$11.33	\$13.67	\$15.13	\$19,725	\$20,377	\$23,562	\$28,437	\$31,479	0.45
39-9021	Personal care aides	440	16.83	\$12.64	\$26,283	5.74	\$9.83	\$10.41	\$11.36	\$13.86	\$18.27	\$20,437	\$21,653	\$23,630	\$28,821	\$38,000	0.31
39-9031	Fitness trainers and aerobics instructors	140	37.81	\$17.56	\$36,528	17.66	\$9.43	\$9.73	\$16.37	\$23.67	\$29.35	\$19,617	\$20,249	\$34,059	\$49,231	\$61,048	0.74
39-9032	Recreation workers	320	4.94	\$16.00	\$33,275	2.36	\$10.37	\$11.77	\$14.73	\$19.43	\$24.00	\$21,574	\$24,491	\$30,636	\$40,418	\$49,918	1.34
39-9099	Personal care and service workers, all other	#	#	\$15.23	\$31,672	9.38	\$9.67	\$11.03	\$16.22	\$18.77	\$20.83	\$20,105	\$22,934	\$33,739	\$39,049	\$43,321	#
41-0000	Sales and related occupations	9,710	8.86	\$21.18	\$44,047	3.17	\$9.47	\$10.80	\$16.23	\$24.81	\$40.20	\$19,698	\$22,461	\$33,753	\$51,606	\$83,613	0.98

Data unavailable

Occupational Code	Occupational Title	Employment Estimate	Employment Percentage Relative Standard Error	Average Hourly Wage	Average Annual Wage	Wage Percentage Relative Standard Error	10th Percentile (Hourly)	25th Percentile (Hourly)	50th Percentile (Hourly)	75th Percentile (Hourly)	90th Percentile (Hourly)	10th Percentile (Annual)	25th Percentile (Annual)	50th Percentile (Annual)	75th Percentile (Annual)	90th Percentile (Annual)	Location Quotients
41-1011	First-line supervisors of retail sales workers	730	7.73	\$25.09	\$52,191	5.50	\$12.04	\$15.39	\$20.51	\$31.26	\$46.27	\$25,040	\$32,015	\$42,652	\$65,029	\$96,242	0.89
41-1012	First-line supervisors of non-retail sales workers	230	35.85	\$34.73	\$72,238	5.20	\$18.68	\$23.93	\$31.20	\$42.39	\$59.17	\$38,850	\$49,778	\$64,892	\$88,180	\$123,068	1.35
41-2011	Cashiers	2,160	8.99	\$11.20	\$23,306	2.01	\$9.35	\$9.46	\$10.23	\$11.77	\$14.78	\$19,441	\$19,683	\$21,274	\$24,482	\$30,748	0.89
41-2021	Counter and rental clerks	470	16.46	\$18.46	\$38,387	8.84	\$9.84	\$11.89	\$14.15	\$18.67	\$40.17	\$20,474	\$24,740	\$29,442	\$38,829	\$83,563	1.54
41-2022	Parts salespersons	170	20.01	\$22.04	\$45,846	6.65	\$13.10	\$16.03	\$20.26	\$27.67	\$31.03	\$27,246	\$33,338	\$42,148	\$57,553	\$64,548	0.98
41-2031	Retail salespersons	2,640	7.09	\$16.60	\$34,526	4.14	\$9.45	\$10.30	\$12.55	\$18.67	\$30.99	\$19,659	\$21,431	\$26,104	\$38,841	\$64,464	0.87
41-3011	Advertising sales agents	30	13.99	\$24.18	\$50,292	15.95	\$9.31	\$11.41	\$21.24	\$34.48	\$42.91	\$19,359	\$23,737	\$44,186	\$71,719	\$89,245	0.34
41-3021	Insurance sales agents	#	#	\$24.77	\$51,515	5.06	\$16.83	\$19.79	\$22.82	\$27.45	\$36.26	\$35,001	\$41,163	\$47,456	\$57,093	\$75,413	#
41-3031	Securities, commodities, and financial services sales agents	300	24.47	\$32.45	\$67,486	13.10	\$14.92	\$16.87	\$21.55	\$37.78	\$56.00	\$31,044	\$35,098	\$44,819	\$78,587	\$116,482	1.12
41-3099	Sales representatives, services, all other	600	10.72	\$36.09	\$75,070	9.41	\$14.09	\$18.60	\$27.82	\$43.16	\$64.75	\$29,306	\$38,695	\$57,856	\$89,763	\$134,681	0.88
41-4011	Sales representatives, wholesale and manufacturing, technical and scientific products	70	46.90	\$39.59	\$82,340.00	\$15.21	\$24.07	\$26.11	\$29.51	\$48.48	\$69.82	\$50,076.00	\$54,316.00	\$61,384.00	\$100,833.00	\$145,229.00	0.30
41-4012	Sales representatives, wholesale and manufacturing, except technical and scientific products	810	10.52	\$31.48	\$65,473	5.43	\$9.57	\$16.88	\$25.77	\$42.13	\$53.41	\$19,903	\$35,119	\$53,610	\$87,620	\$111,103	0.85
41-9021	Real estate brokers	30	41.76	\$27.88	\$57,980	20.40	\$13.51	\$15.29	\$22.42	\$39.06	\$47.18	\$28,092	\$31,794	\$46,633	\$81,239	\$98,143	#
41-9022	Real estate sales agents	90	29.53	\$41.23	\$85,757	19.66	\$15.10	\$21.47	\$41.38	\$60.37	\$74.91	\$31,410	\$44,650	\$86,061	\$125,570	\$155,805	0.88
41-9031	Sales engineers	#	#	\$46.43	\$96,583	10.80	\$33.50	\$37.20	\$49.70	\$55.97	\$59.68	\$69,672	\$77,379	\$103,383	\$116,412	\$124,141	#
41-9099	Sales and related workers, all other	100	24.98	\$17.74	\$36,896	7.90	\$9.86	\$10.77	\$13.21	\$20.00	\$28.83	\$20,504	\$22,394	\$27,479	\$41,608	\$59,960	1.61
43-0000	Office and administrative support occupations	12,550	3.63	\$17.36	\$36,110	1.71	\$9.92	\$11.93	\$16.09	\$20.94	\$27.04	\$20,631	\$24,813	\$33,476	\$43,559	\$56,233	0.84
43-1011	First-line supervisors of office and administrative support workers	640	17.69	\$27.44	\$57,079	2.30	\$15.77	\$20.11	\$25.99	\$33.18	\$40.12	\$32,798	\$41,831	\$54,063	\$69,022	\$83,454	0.65
43-3011	Bill and account collectors	90	13.19	\$17.29	\$35,971	5.57	\$11.19	\$13.39	\$16.72	\$20.46	\$25.13	\$23,270	\$27,851	\$34,782	\$42,556	\$52,266	0.46
43-3021	Billing and posting clerks and machine operators	240	9.44	\$17.60	\$36,606	3.10	\$13.31	\$15.23	\$17.13	\$19.08	\$23.24	\$27,684	\$31,682	\$35,636	\$39,695	\$48,335	0.75
43-3031	Bookkeeping, accounting, and auditing clerks	940	9.86	\$18.64	\$38,780	3.78	\$9.59	\$12.93	\$17.88	\$23.40	\$28.83	\$19,949	\$26,896	\$37,199	\$48,663	\$59,963	0.90
43-3051	Payroll and timekeeping clerks	40	16.08	\$24.32	\$50,591	3.79	\$16.85	\$20.87	\$25.33	\$28.87	\$31.06	\$35,054	\$43,401	\$52,688	\$60,053	\$64,596	0.36
43-3061	Procurement clerks	80	39.10	\$19.85	\$41,281	3.07	\$15.67	\$16.97	\$19.22	\$22.47	\$24.64	\$32,584	\$35,299	\$39,983	\$46,740	\$51,258	1.62
43-3071	Tellers	270	25.75	\$14.77	\$30,724	3.60	\$11.35	\$12.75	\$14.32	\$16.63	\$19.24	\$23,600	\$26,511	\$29,783	\$34,592	\$40,028	0.80
43-3099	Financial clerks, all other	30	8.48	\$18.69	\$38,881	4.77	\$12.00	\$14.44	\$19.54	\$22.35	\$24.06	\$24,954	\$30,036	\$40,650	\$46,488	\$50,041	#
43-4031	Court, municipal, and license clerks	310	1.93	\$20.31	\$42,241	1.92	\$15.80	\$17.50	\$19.50	\$22.97	\$25.03	\$32,862	\$36,400	\$40,551	\$47,786	\$52,061	3.42
43-4041	Credit authorizers, checkers, and clerks	30	19.84	\$22.82	\$47,461	7.46	\$9.31	\$15.31	\$24.26	\$28.91	\$31.40	\$19,356	\$31,839	\$50,455	\$60,140	\$65,309	#
43-4051	Customer service representatives	1,550	10.72	\$13.32	\$27,706	3.47	\$9.69	\$10.52	\$11.64	\$14.48	\$19.17	\$20,155	\$21,884	\$24,221	\$30,125	\$39,864	0.82
43-4061	Eligibility interviewers, government programs	170	3.02	\$23.63	\$49,157	2.87	\$19.05	\$20.84	\$23.24	\$26.11	\$30.04	\$39,615	\$43,355	\$48,331	\$54,307	\$62,484	1.77
43-4071	File clerks	80	17.58	\$15.78	\$32,821	3.48	\$10.30	\$12.25	\$15.86	\$18.78	\$22.18	\$21,421	\$25,474	\$32,983	\$39,064	\$46,137	0.95
43-4081	Hotel, motel, and resort desk clerks	170	21.24	\$11.05	\$22,991	4.46	\$9.52	\$9.88	\$10.75	\$11.62	\$13.38	\$19,804	\$20,541	\$22,354	\$24,161	\$27,835	0.97
43-4111	Interviewers, except eligibility and loan	240	5.19	\$16.31	\$33,915	2.51	\$12.94	\$14.13	\$16.14	\$18.16	\$19.48	\$26,918	\$29,394	\$33,572	\$37,782	\$40,513	1.89
43-4121	Library assistants, clerical	80	2.38	\$12.46	\$25,907	4.39	\$10.25	\$10.77	\$11.63	\$12.49	\$17.69	\$21,319	\$22,397	\$24,193	\$25,976	\$36,786	1.17
43-4131	Loan interviewers and clerks	40	26.55	\$21.00	\$43,685	4.77	\$13.91	\$16.94	\$21.05	\$25.30	\$29.06	\$28,925	\$35,236	\$43,778	\$52,618	\$60,445	0.28
43-4151	Order clerks	50	26.06	\$17.70	\$36,824	6.93	\$9.35	\$13.02	\$19.61	\$22.09	\$23.58	\$19,441	\$27,087	\$40,796	\$45,956	\$49,045	0.46
43-4161	Human resources assistants, except payroll and timekeeping	50	13.01	\$19.33	\$40,198	2.02	\$15.50	\$16.83	\$19.05	\$22.20	\$24.14	\$32,233	\$35,008	\$39,626	\$46,185	\$50,221	0.55
43-4171	Receptionists and information clerks	490	11.34	\$14.31	\$29,771	2.73	\$9.68	\$11.21	\$13.73	\$16.95	\$20.39	\$20,133	\$23,309	\$28,559	\$35,261	\$42,410	0.71
43-4199	Information and record clerks, all other	210	8.77	\$19.29	\$40,118	2.49	\$12.17	\$15.77	\$18.78	\$22.40	\$25.50	\$25,309	\$32,799	\$39,073	\$46,582	\$53,037	1.91
43-5031	Police, fire, and ambulance dispatchers	90	0.00	\$22.95	\$47,732	3.32	\$19.99	\$21.03	\$22.77	\$24.53	\$27.93	\$41,575	\$43,746	\$47,364	\$51,024	\$58,104	1.32
43-5032	Dispatchers, except police, fire, and ambulance	140	19.64	\$24.34	\$50,623	\$7.68	\$14.25	\$16.79	\$21.13	\$31.22	\$37.61	\$29,633	\$34,920	\$43,941	\$64,930	\$78,236	1.06
43-5041	Meter readers, utilities	10	45.32	\$22.98	\$47,793	\$7.36	\$16.43	\$18.07	\$24.77	\$27.83	\$29.67	\$34,174	\$37,589	\$51,521	\$57,894	\$61,717	#
43-5051	Postal service clerks	80	0.00	\$23.06	\$47,956	#	\$16.62	\$19.79	\$21.21	\$28.16	\$29.28	\$34,579	\$41,156	\$44,120	\$58,568	\$60,907	1.35
43-5052	Postal service mail carriers	240	0.00	\$23.10	\$48,038	#	\$16.07	\$17.41	\$21.54	\$28.78	\$31.17	\$33,425	\$36,203	\$44,808	\$59,854	\$64,826	1.05
43-5061	Production, planning, and expediting clerks	110	19.18	\$23.84	\$49,581	4.45	\$12.81	\$15.36	\$22.03	\$33.08	\$37.66	\$26,644	\$31,954	\$45,822	\$68,811	\$78,325	0.47
43-5071	Shipping, receiving, and traffic clerks	320	15.64	\$16.48	\$34,275	2.57	\$10.23	\$12.63	\$16.19	\$19.00	\$23.38	\$21,270	\$26,264	\$33,671	\$39,530	\$48,640	0.70
43-5081	Stock clerks and order fillers	1,230	7.00	\$13.91	\$28,923	2.13	\$9.51	\$10.18	\$12.28	\$16.73	\$20.57	\$19,782	\$21,173	\$25,543	\$34,790	\$42,790	0.88
43-5111	Weighers, measurers, checkers, and samplers, recordkeeping	40	42.91	\$16.37	\$34,040	6.89	\$10.50	\$12.46	\$14.40	\$17.96	\$27.77	\$21,841	\$25,924	\$29,958	\$37,365	\$57,769	0.78
43-6011	Executive secretaries and executive administrative assistants	300	8.68	\$23.30	\$48,459	3.04	\$16.86	\$19.54	\$22.12	\$25.38	\$32.23	\$35,068	\$40,635	\$46,007	\$52,783	\$67,028	0.73

Data unavailable

Occupational Code	Occupational Title	Employment Estimate	Employment Percentage Relative Standard Error	Average Hourly Wage	Average Annual Wage	Wage Percentage Relative Standard Error	10th Percentile (Hourly)	25th Percentile (Hourly)	50th Percentile (Hourly)	75th Percentile (Hourly)	90th Percentile (Hourly)	10th Percentile (Annual)	25th Percentile (Annual)	50th Percentile (Annual)	75th Percentile (Annual)	90th Percentile (Annual)	Location Quotients
43-6013	Medical secretaries	150	13.80	\$17.38	\$36,157	5.02	\$12.57	\$14.12	\$16.86	\$19.60	\$24.52	\$26,140	\$29,377	\$35,067	\$40,763	\$51,010	0.38
43-6014	Secretaries and administrative assistants, except legal, medical,	1,710	8.50	\$16.96	\$35,283	1.81	\$10.62	\$13.20	\$16.02	\$19.89	\$24.14	\$22,090	\$27,459	\$33,325	\$41,365	\$50,201	1.11
43-9021	Data entry keyers	30	16.78	\$17.32	\$36,017	3.04	\$15.49	\$16.31	\$17.58	\$18.88	\$20.20	\$32,229	\$33,919	\$36,574	\$39,262	\$42,008	#
43-9041	Insurance claims and policy processing clerks	50	37.36	\$20.73	\$43,113	6.38	\$16.12	\$17.84	\$20.59	\$23.42	\$26.78	\$33,520	\$37,113	\$42,829	\$48,719	\$55,697	0.28
43-9061	Office clerks, general	2,010	14.74	\$16.17	\$33,642	4.30	\$9.53	\$11.09	\$14.80	\$19.30	\$24.78	\$19,829	\$23,059	\$30,774	\$40,143	\$51,550	0.99
43-9071	Office machine operators, except computer	20	39.17	\$15.05	\$31,297	5.47	\$10.29	\$11.56	\$15.85	\$17.98	\$19.26	\$21,407	\$24,042	\$32,967	\$37,407	\$40,071	#
43-9199	Office and administrative support workers, all other	#	#	\$11.85	\$24,643	17.91	\$9.30	\$9.30	\$9.31	\$14.49	\$18.29	\$19,347	\$19,352	\$19,361	\$30,141	\$38,051	#
45-0000	Farming, fishing, and forestry occupations	540	29.55	\$15.41	\$32,062	5.66	\$9.43	\$9.98	\$12.23	\$20.25	\$25.35	\$19,606	\$20,768	\$25,440	\$42,126	\$52,726	1.68
45-1011	First-line supervisors of farming, fishing, and forestry workers	40	41.99	\$29.24	\$60,816	8.47	\$21.05	\$24.13	\$28.11	\$32.57	\$41.99	\$43,784	\$50,186	\$58,477	\$67,754	\$87,347	2.78
45-2092	Farmworkers and laborers, crop, nursery, and greenhouse	70	12.72	\$11.68	\$24,293	7.71	\$9.32	\$9.36	\$11.20	\$13.61	\$15.11	\$19,394	\$19,469	\$23,300	\$28,316	\$31,428	0.35
45-2093	Farmworkers, farm, ranch, and aquacultural animals	60	28.88	\$14.25	\$29,643	12.99	\$9.55	\$10.42	\$12.52	\$17.95	\$22.22	\$19,862	\$21,673	\$26,041	\$37,343	\$46,211	2.45
47-0000	Construction and extraction occupations	10,750	3.60	\$22.26	\$46,296	1.42	\$13.71	\$16.59	\$20.61	\$26.06	\$32.06	\$28,521	\$34,509	\$42,874	\$54,207	\$66,682	2.75
47-1011	First-line supervisors of construction trades and extraction work	1,290	9.87	\$32.43	\$67,446	3.50	\$18.29	\$24.36	\$30.55	\$38.17	\$49.36	\$38,052	\$50,668	\$63,551	\$79,400	\$102,671	3.40
47-2031	Carpenters	610	17.86	\$19.18	\$39,900	4.26	\$9.44	\$14.12	\$18.44	\$25.11	\$28.85	\$19,627	\$29,371	\$38,358	\$52,236	\$59,999	1.28
47-2051	Cement masons and concrete finishers	360	27.56	\$20.24	\$42,099	3.78	\$15.83	\$17.19	\$19.80	\$23.17	\$25.33	\$32,929	\$35,764	\$41,177	\$48,198	\$52,687	2.98
47-2061	Construction laborers	1,790	8.84	\$17.43	\$36,258	2.50	\$12.67	\$14.70	\$17.00	\$19.10	\$24.10	\$26,351	\$30,586	\$35,364	\$39,734	\$50,119	2.73
47-2071	Paving, surfacing, and tamping equipment operators	#	#	\$19.15	\$39,836	8.69	\$11.25	\$13.82	\$19.75	\$23.59	\$27.64	\$23,395	\$28,737	\$41,090	\$49,076	\$57,498	#
47-2073	Operating engineers and other construction equipment operators	930	10.00	\$23.89	\$49,695	2.04	\$18.13	\$20.61	\$23.23	\$26.92	\$30.29	\$37,717	\$42,878	\$48,318	\$55,996	\$63,001	3.72
47-2081	Drywall and ceiling tile installers	110	5.48	\$21.97	\$45,698	2.73	\$16.81	\$19.22	\$21.87	\$24.44	\$28.17	\$34,969	\$39,987	\$45,500	\$50,830	\$58,591	1.71
47-2111	Electricians	780	18.62	\$24.03	\$49,988	6.80	\$12.98	\$17.05	\$23.13	\$28.82	\$37.54	\$26,989	\$35,457	\$48,108	\$59,951	\$78,083	1.80
47-2141	Painters, construction and maintenance	#	#	\$18.42	\$38,305	8.86	\$13.72	\$15.50	\$17.59	\$19.75	\$23.93	\$28,527	\$32,234	\$36,597	\$41,081	\$49,769	#
47-2151	Pipelayers	40	25.92	\$25.60	\$53,247	14.65	\$15.50	\$16.99	\$19.38	\$26.61	\$56.03	\$32,239	\$35,334	\$40,319	\$55,350	\$116,542	1.49
47-2152	Plumbers, pipefitters, and steamfitters	340	18.78	\$24.02	\$49,957	2.56	\$16.36	\$19.32	\$23.36	\$27.99	\$31.11	\$34,033	\$40,180	\$48,592	\$58,217	\$64,712	1.16
47-2181	Roofers	300	28.65	\$20.71	\$43,085	3.45	\$13.84	\$15.93	\$20.77	\$24.88	\$28.75	\$28,792	\$33,140	\$43,203	\$51,754	\$59,802	3.58
47-2211	Sheet metal workers	260	26.02	\$25.38	\$52,798	6.33	\$14.32	\$17.76	\$25.56	\$32.71	\$37.03	\$29,779	\$36,934	\$53,155	\$68,043	\$77,013	2.86
47-2221	Structural iron and steel workers	#	#	\$26.90	\$55,961	2.97	\$21.07	\$23.83	\$26.91	\$29.71	\$33.45	\$43,818	\$49,561	\$55,980	\$61,792	\$69,576	#
47-4011	Construction and building inspectors	#	#	\$36.45	\$75,823	9.48	\$20.63	\$27.75	\$41.23	\$46.56	\$49.75	\$42,903	\$57,727	\$85,751	\$96,835	\$103,489	#
47-4041	Hazardous materials removal workers	#	#	\$21.97	\$45,700	4.45	\$16.91	\$19.06	\$21.92	\$24.48	\$28.24	\$35,169	\$39,643	\$45,583	\$50,910	\$58,743	#
47-4051	Highway maintenance workers	100	18.69	\$19.71	\$41,005	2.45	\$12.95	\$16.45	\$20.28	\$22.52	\$24.24	\$26,929	\$34,214	\$42,179	\$46,832	\$50,424	1.04
47-4071	Septic tank servicers and sewer pipe cleaners	#	#	\$18.23	\$37,923	2.68	\$9.30	\$9.31	\$18.13	\$25.02	\$28.15	\$19,351	\$19,361	\$37,711	\$52,042	\$58,558	#
47-4090	Miscellaneous construction and related workers	#	#	\$19.25	\$40,046	8.21	\$15.32	\$16.35	\$17.89	\$20.37	\$28.01	\$31,858	\$34,014	\$37,211	\$42,364	\$58,252	#
47-5012	Rotary drill operators, oil and gas	#	#	\$20.24	\$42,101	5.56	\$15.79	\$17.61	\$20.22	\$22.55	\$23.95	\$32,836	\$36,633	\$42,052	\$46,902	\$49,812	#
47-5013	Service unit operators, oil, gas, and mining	820	14.04	\$21.99	\$45,746	2.38	\$16.54	\$19.02	\$21.50	\$23.87	\$27.60	\$34,407	\$39,566	\$44,723	\$49,645	\$57,414	30.51
47-5071	Roustabouts, oil and gas	970	10.82	\$18.46	\$38,403	3.32	\$13.63	\$15.58	\$17.79	\$20.95	\$24.95	\$28,342	\$32,403	\$37,003	\$43,572	\$51,904	29.52
47-5099	Extraction workers, all other	70	0.00	\$19.81	\$41,199	2.34	\$15.71	\$16.82	\$18.66	\$22.68	\$26.64	\$32,687	\$34,981	\$38,805	\$47,174	\$55,414	21.56
49-0000	Installation, maintenance, and repair occupations	4,860	5.08	\$24.11	\$50,147	1.58	\$13.62	\$17.16	\$22.77	\$29.89	\$37.08	\$28,323	\$35,696	\$47,366	\$62,175	\$77,118	1.29
49-1011	First-line supervisors of mechanics, installers, and repairers	330	8.77	\$35.77	\$74,407	2.62	\$21.15	\$26.65	\$35.50	\$44.29	\$52.09	\$43,990	\$55,424	\$73,843	\$92,124	\$108,340	1.06
49-2021	Radio, cellular, and tower equipment installers and repairers	90	44.63	\$23.06	\$47,968	6.63	\$14.33	\$16.53	\$19.23	\$29.28	\$37.56	\$29,817	\$34,390	\$39,991	\$60,901	\$78,117	8.57
49-2022	Telecommunications equipment installers and repairers, except line installers	150	47.53	\$26.15	\$54,399	11.07	\$18.20	\$20.83	\$24.50	\$32.02	\$36.97	\$37,856	\$43,323	\$50,955	\$66,612	\$76,907	0.91
49-2092	Electric motor, power tool, and related repairers	30	42.45	\$26.49	\$55,102	4.33	\$17.57	\$21.33	\$25.74	\$28.89	\$41.59	\$36,548	\$44,367	\$53,536	\$60,085	\$86,517	2.65
49-2094	Electrical and electronics repairers, commercial and industrial equipment	140	25.32	\$27.04	\$56,243.00	\$3.53	\$18.89	\$21.39	\$27.20	\$32.86	\$36.48	\$39,285.00	\$44,502.00	\$56,583.00	\$68,352.00	\$75,885.00	3.13
49-2098	Security and fire alarm systems installers	40	4.28	\$21.86	\$45,477	11.23	\$16.16	\$17.88	\$21.54	\$25.79	\$29.52	\$33,604	\$37,190	\$44,809	\$53,637	\$61,409	0.85
49-3011	Aircraft mechanics and service technicians	30	23.88	\$21.56	\$44,840	4.66	\$15.05	\$17.08	\$20.58	\$24.72	\$29.11	\$31,297	\$35,525	\$42,797	\$51,420	\$60,544	0.35
49-3021	Automotive body and related repairers	100	19.81	\$20.90	\$43,464	10.86	\$13.12	\$14.78	\$19.29	\$26.57	\$31.34	\$27,280	\$30,736	\$40,118	\$55,266	\$65,187	1.03
49-3023	Automotive service technicians and mechanics	580	10.66	\$20.22	\$42,057	3.75	\$12.14	\$14.16	\$18.46	\$25.19	\$31.00	\$25,256	\$29,456	\$38,389	\$52,389	\$64,487	1.32
49-3031	Bus and truck mechanics and diesel engine specialists	330	15.60	\$25.93	\$53,927	3.91	\$16.26	\$19.99	\$24.40	\$32.26	\$37.24	\$33,831	\$41,577	\$50,754	\$67,091	\$77,452	1.88

Data unavailable

Occupational Code	Occupational Title	Employment Estimate	Employment Percentage Relative Standard Error	Average Hourly Wage	Average Annual Wage	Wage Percentage Relative Standard Error	10th Percentile (Hourly)	25th Percentile (Hourly)	50th Percentile (Hourly)	75th Percentile (Hourly)	90th Percentile (Hourly)	10th Percentile (Annual)	25th Percentile (Annual)	50th Percentile (Annual)	75th Percentile (Annual)	90th Percentile (Annual)	Location Quotients
49-3041	Farm equipment mechanics and service technicians	90	42.33	\$21.72	\$45,171	2.97	\$15.39	\$17.09	\$20.50	\$26.09	\$29.32	\$32,005	\$35,550	\$42,641	\$54,263	\$60,982	3.82
49-3042	Mobile heavy equipment mechanics, except engines	270	23.86	\$24.65	\$51,275	2.48	\$15.43	\$20.64	\$24.59	\$29.15	\$33.54	\$32,099	\$42,922	\$51,143	\$60,641	\$69,762	2.98
49-3092	Recreational vehicle service technicians	60	30.76	\$22.65	\$47,102	5.40	\$12.68	\$14.71	\$22.42	\$29.15	\$34.50	\$26,367	\$30,605	\$46,639	\$60,639	\$71,753	5.75
49-3093	Tire repairers and changers	#	#	\$17.32	\$36,027.00	\$8.57	\$10.83	\$13.70	\$17.34	\$21.27	\$23.71	\$22,524.00	\$28,500.00	\$36,060.00	\$44,241.00	\$49,317.00	#
49-9012	Control and valve installers and repairers, except mechanical door	40	25.28	\$24.08	\$50,096	4.50	\$18.73	\$20.54	\$23.08	\$26.71	\$29.85	\$38,966	\$42,721	\$48,000	\$55,564	\$62,097	1.33
49-9021	Heating, air conditioning, and refrigeration mechanics and installers	190	8.42	\$27.43	\$57,050	8.95	\$17.37	\$20.73	\$24.97	\$33.80	\$42.31	\$36,128	\$43,126	\$51,928	\$70,300	\$88,013	0.92
49-9031	Home appliance repairers	#	#	\$21.29	\$44,274	11.46	\$15.46	\$16.49	\$18.22	\$25.53	\$33.59	\$32,157	\$34,309	\$37,896	\$53,104	\$69,871	#
49-9041	Industrial machinery mechanics	580	10.09	\$28.89	\$60,083	3.24	\$17.31	\$23.72	\$29.27	\$34.86	\$38.30	\$36,008	\$49,328	\$60,881	\$72,504	\$79,665	2.50
49-9043	Maintenance workers, machinery	50	20.51	\$19.94	\$41,485	5.20	\$13.21	\$16.07	\$20.11	\$23.06	\$27.98	\$27,486	\$33,434	\$41,819	\$47,975	\$58,201	0.83
49-9044	Millwrights	50	42.81	\$23.80	\$49,504	6.56	\$16.05	\$17.62	\$22.38	\$29.37	\$35.65	\$33,388	\$36,641	\$46,550	\$61,090	\$74,156	1.85
49-9051	Electrical power-line installers and repairers	150	48.64	\$28.90	\$60,118	9.74	\$15.98	\$18.11	\$31.58	\$37.90	\$44.35	\$33,245	\$37,660	\$65,688	\$78,842	\$92,238	1.86
49-9052	Telecommunications line installers and repairers	#	#	\$22.56	\$46,916	3.05	\$15.30	\$17.73	\$21.93	\$27.35	\$32.57	\$31,821	\$36,869	\$45,621	\$56,891	\$67,743	#
49-9062	Medical equipment repairers	#	#	\$19.08	\$39,676	3.55	\$15.99	\$16.87	\$18.35	\$19.74	\$25.35	\$33,257	\$35,100	\$38,171	\$41,061	\$52,737	#
49-9071	Maintenance and repair workers, general	840	7.50	\$20.47	\$42,580	2.21	\$11.99	\$15.61	\$18.95	\$25.24	\$30.23	\$24,937	\$32,471	\$39,426	\$52,508	\$62,887	0.91
49-9098	Helpers--installation, maintenance, and repair workers	50	32.59	\$16.58	\$34,494	3.74	\$11.45	\$14.08	\$16.62	\$18.47	\$20.77	\$23,818	\$29,289	\$34,576	\$38,427	\$43,203	0.70
49-9099	Installation, maintenance, and repair workers, all other	50	27.45	\$20.76	\$43,180	10.01	\$11.41	\$13.29	\$19.15	\$28.05	\$34.90	\$23,729	\$27,650	\$39,829	\$58,337	\$72,582	0.45
51-0000	Production occupations	10,030	3.21	\$19.02	\$39,570	4.29	\$10.90	\$13.34	\$16.65	\$21.50	\$30.66	\$22,676	\$27,740	\$34,624	\$44,720	\$63,764	1.63
51-1011	First-line supervisors of production and operating workers	530	12.53	\$34.93	\$72,660	1.87	\$21.64	\$27.25	\$33.98	\$40.44	\$51.30	\$45,016	\$56,676	\$70,678	\$84,112	\$106,710	1.26
51-2028	Electrical, electronic, and electromechanical assemblers, except coil winders, tapers, and finishers	140	25.22	\$16.58	\$34,496	5.85	\$11.07	\$13.06	\$15.81	\$18.63	\$22.63	\$23,020	\$27,160	\$32,882	\$38,744	\$47,068	0.78
51-2041	Structural metal fabricators and fitters	160	38.22	\$18.91	\$39,334	2.81	\$16.04	\$17.04	\$18.72	\$20.97	\$23.38	\$33,353	\$35,444	\$38,929	\$43,621	\$48,625	3.05
51-2098	Assemblers and fabricators, all other, including team assemblers	270	23.06	\$16.80	\$34,937	8.26	\$9.68	\$12.19	\$14.29	\$18.12	\$31.67	\$20,136	\$25,350	\$29,728	\$37,698	\$65,876	0.30
51-3011	Bakers	180	33.32	\$12.98	\$27,006	14.34	\$9.40	\$9.55	\$10.27	\$16.91	\$19.56	\$19,553	\$19,866	\$21,358	\$35,177	\$40,676	1.48
51-3021	Butchers and meat cutters	#	#	\$15.21	\$31,645	4.87	\$10.40	\$11.62	\$14.39	\$18.45	\$22.18	\$21,622	\$24,176	\$29,932	\$38,382	\$46,138	#
51-3023	Slaughterers and meat packers	#	#	\$13.91	\$28,934	4.96	\$10.23	\$11.65	\$13.47	\$15.10	\$18.21	\$21,274	\$24,224	\$28,016	\$31,411	\$37,878	#
51-3092	Food batchmakers	70	34.11	\$12.50	\$25,996	2.91	\$10.04	\$10.76	\$11.96	\$13.90	\$15.72	\$20,887	\$22,391	\$24,881	\$28,915	\$32,691	0.64
51-3099	Food processing workers, all other	#	#	\$13.15	\$27,351	3.10	\$9.83	\$11.02	\$12.88	\$14.65	\$17.34	\$20,450	\$22,925	\$26,789	\$30,464	\$36,073	#
51-4011	Computer-controlled machine tool operators, metal and plastic	#	#	\$22.88	\$47,586	17.81	\$13.33	\$16.10	\$26.23	\$29.11	\$30.83	\$27,716	\$33,486	\$54,565	\$60,544	\$64,131	#
51-4012	Computer numerically controlled machine tool programmers, metal a	70	37.16	\$26.40	\$54,902	4.34	\$15.81	\$21.55	\$27.17	\$30.53	\$36.40	\$32,891	\$44,819	\$56,520	\$63,506	\$75,704	4.29
51-4031	Cutting, punching, and press machine setters, operators, and tenders, metal and plastic	150	33.23	\$23.62	\$49,121	6.94	\$11.68	\$17.64	\$25.81	\$28.83	\$32.21	\$24,292	\$36,688	\$53,678	\$59,975	\$67,003	1.19
51-4033	Grinding, lapping, polishing, and buffing machine tool setters, operators, and tenders, metal and plastic	#	#	\$13.78	\$28,660	3.94	\$11.02	\$12.41	\$13.69	\$14.95	\$17.39	\$22,914	\$25,808	\$28,475	\$31,100	\$36,172	#
51-4041	Machinists	220	23.07	\$18.53	\$38,534	2.97	\$13.16	\$15.10	\$17.61	\$21.63	\$25.71	\$27,380	\$31,410	\$36,631	\$44,999	\$53,471	0.85
51-4072	Molding, coremaking, and casting machine setters, operators, and tenders, metal and plastic	690	3.99	\$16.82	\$34,977	4.62	\$12.67	\$15.33	\$16.90	\$18.48	\$21.23	\$26,358	\$31,886	\$35,143	\$38,443	\$44,164	6.49
51-4081	Multiple machine tool setters, operators, and tenders, metal and plastic	50	21.58	\$16.85	\$35,058	10.67	\$10.23	\$12.80	\$16.65	\$19.65	\$24.97	\$21,286	\$26,621	\$34,626	\$40,863	\$51,940	0.60
51-4111	Tool and die makers	#	#	\$17.95	\$37,330	11.57	\$10.66	\$12.76	\$16.69	\$19.19	\$29.68	\$22,177	\$26,547	\$34,724	\$39,918	\$61,730	#
51-4121	Welders, cutters, solderers, and brazers	640	11.29	\$25.88	\$53,827	5.52	\$16.11	\$17.88	\$21.67	\$28.85	\$45.64	\$33,519	\$37,189	\$45,066	\$60,005	\$94,928	2.49
51-5111	Prepress technicians and workers	20	6.80	\$16.69	\$34,708	3.53	\$12.80	\$14.38	\$16.46	\$18.45	\$22.13	\$26,628	\$29,911	\$34,233	\$38,368	\$46,028	#
51-5112	Printing press operators	70	33.36	\$13.11	\$27,260	4.73	\$9.46	\$9.92	\$11.94	\$14.47	\$19.45	\$19,680	\$20,636	\$24,845	\$30,087	\$40,450	0.56
51-6011	Laundry and dry-cleaning workers	120	39.79	\$11.32	\$23,554	3.04	\$9.41	\$9.57	\$10.32	\$13.21	\$14.66	\$19,574	\$19,916	\$21,470	\$27,471	\$30,488	0.83
51-6031	Sewing machine operators	30	29.62	\$14.73	\$30,648	6.25	\$11.33	\$12.96	\$14.62	\$16.91	\$18.78	\$23,573	\$26,954	\$30,414	\$35,167	\$39,065	#
51-7011	Cabinetmakers and bench carpenters	150	14.46	\$16.11	\$33,512	4.05	\$11.88	\$13.36	\$15.15	\$19.25	\$22.55	\$24,704	\$27,792	\$31,503	\$40,032	\$46,898	2.19
51-8013	Power plant operators	80	20.10	\$38.87	\$80,860	3.04	\$32.70	\$34.84	\$38.41	\$43.10	\$48.98	\$68,018	\$72,472	\$79,895	\$89,654	\$101,876	3.26
51-8031	Water and wastewater treatment plant and system operators	100	7.34	\$25.63	\$53,317	2.95	\$17.66	\$20.82	\$25.18	\$30.26	\$35.53	\$36,724	\$43,306	\$52,369	\$62,935	\$73,908	1.23

Data unavailable

Occupational Code	Occupational Title	Employment Estimate	Employment Percentage Relative Standard Error	Average Hourly Wage	Average Annual Wage	Wage Percentage Relative Standard Error	10th Percentile (Hourly)	25th Percentile (Hourly)	50th Percentile (Hourly)	75th Percentile (Hourly)	90th Percentile (Hourly)	10th Percentile (Annual)	25th Percentile (Annual)	50th Percentile (Annual)	75th Percentile (Annual)	90th Percentile (Annual)	Location Quotients
51-9011	Chemical equipment operators and tenders	140	23.49	\$20.98	\$43,636	4.00	\$15.40	\$16.96	\$19.85	\$24.87	\$28.79	\$32,037	\$35,275	\$41,287	\$51,738	\$59,888	2.65
51-9012	Separating, filtering, clarifying, precipitating, and still machine setters, operators, and tenders	250	4.72	\$21.86	\$45,477	4.35	\$18.03	\$20.81	\$22.48	\$24.15	\$25.17	\$37,505	\$43,293	\$46,764	\$50,240	\$52,357	7.48
51-9021	Crushing, grinding, and polishing machine setters, operators, and tenders	30	46.13	\$18.18	\$37,821	2.97	\$12.94	\$14.45	\$16.62	\$18.64	\$28.70	\$26,921	\$30,058	\$34,561	\$38,762	\$59,703	#
51-9023	Mixing and blending machine setters, operators, and tenders	#	#	\$16.57	\$34,459	14.32	\$11.94	\$12.97	\$14.68	\$17.17	\$18.64	\$24,827	\$26,968	\$30,535	\$35,710	\$38,769	#
51-9032	Cutting and slicing machine setters, operators, and tenders	#	#	\$14.18	\$29,502	7.14	\$9.41	\$9.56	\$13.44	\$17.24	\$21.74	\$19,563	\$19,891	\$27,954	\$35,867	\$45,224	#
51-9061	Inspectors, testers, sorters, samplers, and weighers	410	17.34	\$21.31	\$44,322	5.42	\$13.27	\$16.09	\$20.63	\$24.28	\$33.93	\$27,611	\$33,460	\$42,906	\$50,509	\$70,581	1.12
51-9111	Packaging and filling machine operators and tenders	#	#	\$17.11	\$35,589	3.97	\$9.78	\$13.14	\$16.15	\$21.49	\$24.41	\$20,351	\$27,339	\$33,588	\$44,709	\$50,780	#
51-9121	Coating, painting, and spraying machine setters, operators, and tenders	50	10.67	\$16.58	\$34,490	2.61	\$12.49	\$14.03	\$16.53	\$18.68	\$21.79	\$25,969	\$29,182	\$34,372	\$38,857	\$45,315	0.85
51-9122	Painters, transportation equipment	#	#	\$23.79	\$49,475	20.12	\$11.39	\$13.74	\$18.67	\$23.43	\$68.00	\$23,698	\$28,572	\$38,844	\$48,737	\$141,438	#
51-9195	Molders, shapers, and casters, except metal and plastic	#	#	\$16.01	\$33,310	11.61	\$12.44	\$13.19	\$14.43	\$16.59	\$18.35	\$25,879	\$27,433	\$30,017	\$34,500	\$38,173	#
51-9199	Production workers, all other	90	26.50	\$15.47	\$32,178	10.38	\$10.17	\$11.10	\$14.14	\$18.34	\$24.99	\$21,160	\$23,084	\$29,414	\$38,147	\$51,981	0.54
53-0000	Transportation and material moving occupations	7,940	5.51	\$20.55	\$42,753	3.36	\$9.98	\$13.72	\$18.59	\$24.28	\$34.22	\$20,754	\$28,539	\$38,671	\$50,498	\$71,180	1.17
53-1048	Transportation and material moving workers, except aircraft cargo handling	390	11.06	\$36.55	\$76,021	5.56	\$16.22	\$24.34	\$35.96	\$47.53	\$59.01	\$33,741	\$50,627	\$74,800	\$98,854	\$122,748	1.45
53-2012	Commercial pilots	#	#	#	\$87,730	9.13	#	#	#	#	#	\$55,156	\$61,668	\$87,054	\$101,242	\$132,934	#
53-3022	Bus drivers, school or special client	240	4.36	\$15.71	\$32,687	2.30	\$12.55	\$13.48	\$15.02	\$17.63	\$19.60	\$26,104	\$28,028	\$31,233	\$36,664	\$40,770	0.69
53-3031	Driver/sales workers	250	44.82	\$14.70	\$30,566	16.40	\$9.42	\$9.60	\$9.91	\$19.92	\$26.62	\$19,595	\$19,970	\$20,623	\$41,431	\$55,372	0.86
53-3032	Heavy and tractor-trailer truck drivers	2,800	10.42	\$23.47	\$48,818	4.12	\$16.38	\$18.90	\$22.25	\$25.40	\$32.99	\$34,074	\$39,305	\$46,280	\$52,840	\$68,610	2.35
53-3033	Light truck or delivery services drivers	1,030	22.62	\$17.72	\$36,852	10.86	\$9.40	\$10.26	\$15.07	\$20.21	\$35.06	\$19,548	\$21,341	\$31,347	\$42,027	\$72,928	1.72
53-3041	Taxi drivers and chauffeurs	30	46.27	\$11.57	\$24,067	3.41	\$9.86	\$10.34	\$11.15	\$11.96	\$14.54	\$20,499	\$21,508	\$23,190	\$24,873	\$30,234	#
53-3099	Motor vehicle operators, all other	80	20.38	\$13.13	\$27,314	5.14	\$9.79	\$10.57	\$12.04	\$14.66	\$18.46	\$20,373	\$21,993	\$25,039	\$30,486	\$38,388	2.12
53-6031	Automotive and watercraft service attendants	150	32.34	\$10.47	\$21,778	4.48	\$9.33	\$9.38	\$9.69	\$11.49	\$13.16	\$19,404	\$19,502	\$20,159	\$23,909	\$27,378	1.79
53-6051	Transportation inspectors	20	33.58	\$21.78	\$45,305	15.44	\$10.47	\$11.43	\$13.49	\$33.87	\$47.44	\$21,770	\$23,779	\$28,065	\$70,441	\$98,685	#
53-7021	Crane and tower operators	50	17.67	\$21.30	\$44,309	3.89	\$16.67	\$18.47	\$21.01	\$23.66	\$26.65	\$34,677	\$38,423	\$43,699	\$49,204	\$55,423	1.59
53-7032	Excavating and loading machine and dragline operators	80	30.41	\$18.57	\$38,635	8.91	\$13.06	\$14.50	\$17.40	\$21.90	\$26.78	\$27,174	\$30,162	\$36,186	\$45,562	\$55,696	2.68
53-7051	Industrial truck and tractor operators	590	18.56	\$17.92	\$37,280	2.72	\$12.87	\$14.63	\$17.54	\$20.88	\$24.09	\$26,766	\$30,428	\$36,476	\$43,426	\$50,113	1.51
53-7061	Cleaners of vehicles and equipment	300	22.01	\$12.20	\$25,381	2.54	\$9.56	\$10.20	\$11.90	\$13.90	\$15.18	\$19,886	\$21,217	\$24,751	\$28,914	\$31,574	1.16
53-7062	Laborers and freight, stock, and material movers, hand	1,020	16.48	\$14.74	\$30,659	2.52	\$10.11	\$11.54	\$14.94	\$17.65	\$19.16	\$21,027	\$24,005	\$31,083	\$36,703	\$39,855	0.55
53-7064	Packers and packagers, hand	210	19.45	\$11.70	\$24,326	3.28	\$9.64	\$10.08	\$10.95	\$11.83	\$15.86	\$20,050	\$20,974	\$22,785	\$24,598	\$32,991	0.44
53-7072	Pump operators, except wellhead pumpers	120	3.93	\$26.64	\$55,409	6.53	\$15.69	\$16.87	\$18.90	\$38.01	\$46.45	\$32,640	\$35,093	\$39,307	\$79,052	\$96,608	15.35
53-7081	Refuse and recyclable material collectors	60	30.21	\$20.05	\$41,701	9.18	\$12.89	\$16.63	\$20.24	\$24.03	\$27.57	\$26,815	\$34,591	\$42,098	\$49,984	\$57,339	0.77

Data unavailable

Occupational Code	Occupational Title	Employment Estimate	Employment Percentage Relative Standard Error	Average Hourly Wage	Average Annual Wage	Wage Percentage Relative Standard Error	10th Percentile (Hourly)	25th Percentile (Hourly)	50th Percentile (Hourly)	75th Percentile (Hourly)	90th Percentile (Hourly)	10th Percentile (Annual)	25th Percentile (Annual)	50th Percentile (Annual)	75th Percentile (Annual)	90th Percentile (Annual)	Location Quotients
00-0000	Total all occupations	59,750	1.71	\$21.17	\$44,024	2.06	\$9.49	\$11.18	\$16.83	\$25.61	\$37.46	\$19,738	\$23,250	\$35,015	\$53,259	\$77,924	1.00
11-0000	Management occupations	1,790	5.06	\$47.65	\$99,106	2.47	\$19.25	\$30.19	\$42.12	\$58.03	\$80.35	\$40,041	\$62,786	\$87,604	\$120,707	\$167,120	0.59
11-1021	General and operations managers	740	7.49	\$46.22	\$96,134	4.70	\$13.21	\$21.51	\$36.90	\$56.91	\$96.06	\$27,482	\$44,732	\$76,751	\$118,368	\$199,811	0.79
11-2021	Marketing managers	10	10.84	\$46.75	\$97,250	19.71	\$18.74	\$22.24	\$32.34	\$68.19	\$80.33	\$38,987	\$46,249	\$67,277	\$141,844	\$167,086	#
11-2022	Sales managers	50	36.41	\$55.51	\$115,450	8.18	\$35.69	\$43.17	\$57.17	\$70.12	\$76.67	\$74,232	\$89,799	\$118,903	\$145,850	\$159,471	0.30
11-3011	Administrative services managers	30	16.42	\$54.37	\$113,083	1.51	\$40.75	\$45.11	\$54.32	\$62.12	\$71.98	\$84,754	\$93,831	\$112,986	\$129,218	\$149,724	0.30
11-3021	Computer and information systems managers	50	15.53	\$48.92	\$101,757	4.08	\$31.61	\$37.81	\$46.37	\$58.09	\$73.52	\$65,754	\$78,653	\$96,445	\$120,819	\$152,920	0.30
11-3031	Financial managers	60	16.21	\$55.68	\$115,819	6.51	\$29.61	\$36.72	\$48.30	\$69.60	\$93.08	\$61,580	\$76,374	\$100,470	\$144,765	\$193,609	0.24
11-3051	Industrial production managers	40	12.64	\$70.49	\$146,624	6.07	\$45.69	\$55.67	\$66.93	\$78.64	\$97.62	\$95,042	\$115,786	\$139,208	\$163,563	\$203,059	0.59
11-3071	Transportation, storage, and distribution managers	20	4.78	\$46.05	\$95,775	3.40	\$30.18	\$33.13	\$44.84	\$56.08	\$69.32	\$62,776	\$68,901	\$93,268	\$116,642	\$144,195	#
11-3121	Human resources managers	30	6.77	\$54.74	\$113,867	4.13	\$34.29	\$41.50	\$48.74	\$65.69	\$89.78	\$71,326	\$86,312	\$101,385	\$136,637	\$186,748	#
11-9021	Construction managers	120	17.52	\$34.95	\$72,696	3.84	\$21.25	\$28.57	\$34.39	\$40.36	\$47.19	\$44,194	\$59,433	\$71,534	\$83,939	\$98,147	1.10
11-9032	Education administrators, elementary and secondary school	120	2.93	#	\$85,958	2.48	#	#	#	#	#	\$67,529	\$74,065	\$84,778	\$96,677	\$103,910	1.19
11-9033	Education administrators, postsecondary	50	48.95	\$46.09	\$95,871	12.09	\$25.92	\$29.39	\$37.27	\$48.88	\$79.50	\$53,916	\$61,127	\$77,530	\$101,678	\$165,370	0.90
11-9041	Architectural and engineering managers	20	5.23	\$85.18	\$177,183	8.80	\$57.98	\$64.22	\$77.07	\$97.53	#	\$120,603	\$133,574	\$160,305	\$202,861	#	#
11-9111	Medical and health services managers	180	14.92	\$52.32	\$108,836	4.88	\$26.78	\$37.15	\$52.01	\$63.12	\$80.75	\$55,710	\$77,279	\$108,190	\$131,287	\$167,970	1.25
11-9121	Natural sciences managers	10	7.42	\$40.51	\$84,252	3.56	\$36.14	\$37.30	\$40.78	\$44.36	\$45.76	\$75,177	\$77,585	\$84,833	\$92,274	\$95,179	#
11-9151	Social and community service managers	40	24.89	\$35.80	\$74,463	4.87	\$23.22	\$27.21	\$34.44	\$43.85	\$48.87	\$48,288	\$56,605	\$71,645	\$91,218	\$101,651	0.66
11-9199	Managers, all other	130	17.41	\$52.00	\$108,168	3.26	\$31.15	\$41.91	\$49.14	\$59.38	\$70.17	\$64,793	\$87,181	\$102,208	\$123,505	\$145,946	0.72
13-0000	Business and financial operations occupations	2,120	5.75	\$31.54	\$65,596	2.26	\$16.82	\$21.81	\$29.05	\$38.03	\$49.48	\$34,991	\$45,364	\$60,416	\$79,097	\$102,920	0.68
13-1020	Buyers and purchasing agents	130	13.30	\$25.99	\$54,053	2.46	\$15.90	\$19.34	\$24.18	\$30.21	\$39.81	\$33,071	\$40,222	\$50,288	\$62,835	\$82,807	0.76
13-1041	Compliance officers, except agriculture, construction, health and safety, and transportation	80	6.44	\$31.90	\$66,362	3.19	\$20.52	\$24.82	\$30.35	\$39.17	\$46.25	\$42,675	\$51,630	\$63,118	\$81,477	\$96,203	0.70
13-1051	Cost estimators	100	18.79	\$28.94	\$60,204	8.16	\$16.41	\$18.25	\$24.41	\$36.39	\$45.82	\$34,134	\$37,969	\$50,765	\$75,698	\$95,315	1.18
13-1071	Human resources specialists	180	7.67	\$27.40	\$56,991	2.30	\$16.32	\$21.13	\$27.32	\$33.83	\$38.48	\$33,936	\$43,951	\$56,816	\$70,375	\$80,043	0.77
13-1111	Management analysts	60	13.20	\$39.82	\$82,825	10.46	\$19.02	\$26.02	\$35.02	\$45.48	\$57.33	\$39,562	\$54,115	\$72,831	\$94,595	\$119,242	0.20
13-1121	Meeting, convention, and event planners	20	17.62	#	#	#	#	#	#	#	#	#	#	#	#	#	#
13-1131	Fundraisers	10	21.87	\$26.08	\$54,253	6.56	\$14.72	\$18.67	\$27.30	\$34.12	\$36.49	\$30,611	\$38,840	\$56,782	\$70,974	\$75,905	#
13-1141	Compensation, benefits, and job analysis specialists	20	34.40	\$35.02	\$72,835	4.25	\$24.19	\$27.63	\$33.63	\$42.31	\$49.04	\$50,322	\$57,466	\$69,945	\$87,999	\$101,999	#
13-1151	Training and development specialists	130	9.90	\$30.38	\$63,189	6.22	\$15.05	\$21.84	\$31.32	\$37.78	\$45.78	\$31,302	\$45,423	\$65,147	\$78,578	\$95,224	1.14
13-1161	Market research analysts and marketing specialists	130	14.03	\$27.35	\$56,888	5.21	\$13.34	\$19.03	\$23.50	\$30.42	\$47.63	\$27,749	\$39,582	\$48,881	\$63,282	\$99,064	0.52
13-1199	Business operations specialists, all other	540	10.20	\$31.87	\$66,290	2.81	\$17.55	\$23.03	\$31.12	\$39.65	\$48.90	\$36,498	\$47,899	\$64,731	\$82,469	\$101,721	1.28
13-2011	Accountants and auditors	410	8.95	\$31.30	\$65,098	3.59	\$18.11	\$23.17	\$28.02	\$35.44	\$47.60	\$37,668	\$48,197	\$58,280	\$73,725	\$99,004	0.79
13-2031	Budget analysts	20	20.05	\$32.51	\$67,629	3.26	\$22.16	\$28.75	\$32.10	\$39.46	\$43.35	\$46,095	\$59,807	\$66,762	\$82,075	\$90,161	#
13-2052	Personal financial advisors	#	#	\$60.82	\$126,496	11.75	\$44.37	\$51.84	\$66.25	\$60.66	\$63.41	\$92,279	\$107,827	\$117,000	\$126,172	\$131,892	#
13-2072	Loan officers	60	30.43	\$32.75	\$68,115	11.50	\$17.90	\$23.33	\$32.09	\$40.38	\$49.82	\$37,238	\$48,532	\$66,754	\$83,993	\$103,621	0.43
13-2099	Financial specialists, all other	10	18.99	\$29.82	\$62,021	4.80	\$19.84	\$23.41	\$28.97	\$35.53	\$45.26	\$41,263	\$48,696	\$60,268	\$73,909	\$94,136	#
15-0000	Computer and mathematical occupations	580	10.54	\$30.98	\$64,437	2.77	\$17.45	\$23.11	\$29.73	\$37.43	\$47.73	\$36,288	\$48,069	\$61,839	\$77,855	\$99,284	0.32
15-1121	Computer systems analysts	50	22.72	\$32.95	\$68,543	3.94	\$21.54	\$25.13	\$32.48	\$38.14	\$46.51	\$44,797	\$52,264	\$67,559	\$79,327	\$96,743	0.20
15-1122	Information security analysts	#	#	\$42.86	\$89,153	8.43	\$30.03	\$34.63	\$42.20	\$52.43	\$58.96	\$62,467	\$72,023	\$87,771	\$109,052	\$122,647	#
15-1131	Computer programmers	20	28.53	\$32.62	\$67,852	7.06	\$17.92	\$26.43	\$34.47	\$39.14	\$42.26	\$37,275	\$54,965	\$71,694	\$81,401	\$87,907	#
15-1132	Software developers, applications	70	31.86	\$36.69	\$76,311	6.34	\$24.52	\$28.19	\$34.18	\$44.13	\$56.54	\$50,992	\$58,629	\$71,086	\$91,785	\$117,594	0.20
15-1141	Database administrators	10	30.63	\$28.53	\$59,333	4.45	\$20.99	\$23.81	\$27.29	\$31.42	\$38.92	\$43,653	\$49,527	\$56,767	\$65,363	\$80,960	#
15-1142	Network and computer systems administrators	110	13.00	\$34.04	\$70,800	2.55	\$25.85	\$28.35	\$32.01	\$38.28	\$47.06	\$53,770	\$58,969	\$66,574	\$79,628	\$97,878	0.71
15-1143	Computer network architects	10	48.11	\$36.37	\$75,652	8.47	\$25.48	\$28.45	\$35.19	\$44.90	\$50.36	\$53,008	\$59,171	\$73,188	\$93,402	\$104,741	#
15-1151	Computer user support specialists	170	19.11	\$21.94	\$45,641	3.93	\$11.99	\$16.80	\$20.25	\$26.43	\$31.78	\$24,943	\$34,944	\$42,116	\$54,977	\$66,097	0.66
15-1152	Computer network support specialists	20	46.22	\$28.62	\$59,526	6.07	\$18.86	\$23.07	\$30.40	\$34.50	\$37.10	\$39,239	\$47,977	\$63,242	\$71,766	\$77,165	#
15-1199	Computer occupations, all other	70	23.52	\$38.96	\$81,034	3.17	\$26.24	\$30.63	\$36.14	\$47.14	\$56.85	\$54,579	\$63,721	\$75,175	\$98,044	\$118,257	0.50
17-0000	Architecture and engineering occupations	750	3.98	\$39.67	\$82,507	3.03	\$21.02	\$26.68	\$37.26	\$49.36	\$61.00	\$43,716	\$55,496	\$77,506	\$102,661	\$126,874	0.71
17-1011	Architects, except landscape and naval	20	22.22	\$27.98	\$58,198	10.82	\$13.44	\$16.73	\$25.76	\$41.33	\$47.62	\$27,960	\$34,793	\$53,582	\$85,965	\$99,047	#
17-1022	Surveyors	20	21.76	\$30.68	\$63,812	4.74	\$20.25	\$25.39	\$28.68	\$38.73	\$45.21	\$42,124	\$52,806	\$69,658	\$80,561	\$94,046	#
17-2041	Chemical engineers	20	40.49	\$39.15	\$81,434	11.95	\$21.51	\$24.72	\$36.10	\$52.65	\$61.16	\$44,734	\$51,418	\$75,085	\$109,505	\$127,211	#

Data unavailable

Occupational Code	Occupational Title	Employment Estimate	Employment Percentage Relative Standard Error	Average Hourly Wage	Average Annual Wage	Wage Percentage Relative Standard Error	10th Percentile (Hourly)	25th Percentile (Hourly)	50th Percentile (Hourly)	75th Percentile (Hourly)	90th Percentile (Hourly)	10th Percentile (Annual)	25th Percentile (Annual)	50th Percentile (Annual)	75th Percentile (Annual)	90th Percentile (Annual)	Location Quotients
17-2071	Electrical engineers	20	4.15	\$40.84	\$84,947	6.20	\$22.33	\$31.16	\$42.48	\$51.71	\$58.76	\$46,440	\$64,806	\$88,358	\$107,562	\$122,215	#
17-2081	Environmental engineers	20	18.35	\$44.37	\$92,282	6.19	\$31.85	\$36.28	\$42.93	\$48.76	\$67.21	\$66,250	\$75,466	\$89,302	\$101,428	\$139,800	#
17-2112	Industrial engineers	#	#	\$46.27	\$96,251	2.08	\$32.51	\$38.11	\$46.15	\$55.09	\$61.43	\$67,629	\$79,259	\$95,995	\$114,584	\$127,775	#
17-2131	Materials engineers	#	#	\$43.00	\$89,449	3.21	\$29.08	\$36.06	\$43.71	\$50.30	\$58.96	\$60,479	\$75,005	\$90,915	\$104,628	\$122,638	#
17-2141	Mechanical engineers	#	#	\$43.78	\$91,060	3.70	\$22.83	\$33.33	\$43.96	\$55.23	\$63.34	\$47,492	\$69,326	\$91,447	\$114,886	\$131,741	#
17-3011	Architectural and civil drafters	20	19.12	\$16.25	\$33,810	4.33	\$12.03	\$14.46	\$16.69	\$18.42	\$19.88	\$25,032	\$30,077	\$34,705	\$38,321	\$41,342	#
17-3022	Civil engineering technicians	30	1.69	#	#	#	#	#	#	#	#	#	#	#	#	#	#
17-3023	Electrical and electronics engineering technicians	#	#	\$25.75	\$53,561	2.99	\$17.77	\$20.97	\$24.88	\$31.01	\$36.47	\$36,956	\$43,608	\$51,741	\$64,499	\$75,857	#
19-0000	Life, physical, and social science occupations	370	6.78	\$32.45	\$67,503	2.38	\$16.92	\$22.28	\$32.12	\$41.59	\$48.70	\$35,184	\$46,353	\$66,809	\$86,517	\$101,287	0.77
19-2031	Chemists	30	11.40	\$35.93	\$74,729	3.86	\$17.17	\$29.53	\$35.50	\$40.99	\$51.26	\$35,705	\$61,430	\$73,839	\$85,268	\$106,623	#
19-2041	Environmental scientists and specialists, including health	20	32.14	\$41.11	\$85,507.00	\$2.63	\$29.19	\$34.24	\$41.06	\$46.07	\$54.06	\$60,707.00	\$71,220.00	\$85,405.00	\$95,833.00	\$112,448.00	#
19-2043	Hydrologists	20	13.58	\$36.83	\$76,606	2.27	\$24.12	\$32.06	\$35.55	\$43.25	\$46.48	\$50,168	\$66,691	\$73,938	\$89,964	\$96,670	#
19-3031	Clinical, counseling, and school psychologists	90	0.00	\$41.94	\$87,230	2.19	\$33.40	\$36.83	\$42.34	\$47.72	\$51.34	\$69,479	\$76,609	\$88,059	\$99,250	\$106,777	1.95
19-3051	Urban and regional planners	20	16.57	\$29.67	\$61,724	5.12	\$19.99	\$23.79	\$28.55	\$35.59	\$42.78	\$41,586	\$49,479	\$59,394	\$74,029	\$88,986	#
19-4021	Biological technicians	20	48.24	\$20.06	\$41,725	8.67	\$15.91	\$16.57	\$18.50	\$21.38	\$27.96	\$33,099	\$34,473	\$38,479	\$44,461	\$58,153	#
19-4031	Chemical technicians	30	2.72	\$19.11	\$39,751	2.89	\$12.17	\$15.41	\$19.54	\$22.66	\$26.27	\$25,314	\$32,046	\$40,643	\$47,134	\$54,645	1.15
19-4091	Environmental science and protection technicians, including health	20	1.76	\$23.02	\$47,882	2.24	\$17.24	\$18.98	\$22.28	\$26.28	\$31.57	\$35,852	\$39,471	\$46,335	\$54,656	\$65,674	#
21-0000	Community and social services occupations	1,340	5.59	\$22.71	\$47,234	3.12	\$13.56	\$16.91	\$22.09	\$27.94	\$33.65	\$28,213	\$35,163	\$45,954	\$58,113	\$69,990	1.53
21-1012	Educational, guidance, school, and vocational counselors	120	9.12	\$24.70	\$51,374	5.30	\$15.08	\$19.49	\$23.85	\$30.05	\$36.66	\$31,365	\$40,543	\$49,608	\$62,503	\$76,250	1.07
21-1015	Rehabilitation counselors	20	16.56	\$25.55	\$53,151	3.18	\$18.69	\$23.61	\$25.40	\$29.23	\$32.69	\$38,866	\$49,115	\$52,829	\$60,797	\$67,998	#
21-1018	Substance abuse, behavioral disorder, and mental health counselors	340	12.08	\$23.55	\$48,988	3.08	\$16.22	\$18.55	\$22.75	\$28.66	\$33.06	\$33,740	\$38,592	\$47,321	\$59,604	\$68,768	3.31
21-1021	Child, family, and school social workers	250	15.86	\$19.39	\$40,336	7.62	\$13.31	\$15.00	\$18.91	\$22.97	\$27.50	\$27,682	\$31,195	\$39,327	\$47,773	\$57,200	1.96
21-1022	Healthcare social workers	70	14.07	\$24.39	\$50,729	3.32	\$12.51	\$21.05	\$25.58	\$28.90	\$31.24	\$26,019	\$43,778	\$53,206	\$60,111	\$64,970	1.02
21-1023	Mental health and substance abuse social workers	200	20.63	\$21.64	\$45,021	7.64	\$13.31	\$15.15	\$21.19	\$26.93	\$32.00	\$27,682	\$31,514	\$44,065	\$56,019	\$66,555	4.19
21-1029	Social workers, all other	30	13.23	\$30.09	\$62,597	10.12	\$16.94	\$22.82	\$33.07	\$36.96	\$40.81	\$35,231	\$47,474	\$68,790	\$76,886	\$84,876	1.41
21-1092	Probation officers and correctional treatment specialists	100	10.14	\$27.87	\$57,975	6.86	\$14.78	\$22.92	\$26.48	\$33.77	\$40.12	\$30,741	\$47,668	\$55,076	\$70,251	\$83,443	2.78
21-1093	Social and human service assistants	70	25.11	\$16.59	\$34,512	12.31	\$9.30	\$10.43	\$16.64	\$20.65	\$25.44	\$19,353	\$21,685	\$34,618	\$42,957	\$52,925	0.43
21-1094	Community health workers	10	47.02	\$17.56	\$36,528	11.77	\$9.59	\$12.56	\$16.36	\$23.12	\$26.22	\$19,957	\$26,118	\$34,025	\$48,093	\$54,537	#
21-1099	Community and social service specialists, all other	80	9.18	\$20.94	\$43,550	8.07	\$10.89	\$15.61	\$18.00	\$23.91	\$36.74	\$22,661	\$32,462	\$37,439	\$49,732	\$76,423	1.99
21-2011	Clergy	30	17.06	\$25.92	\$53,912	6.01	\$19.17	\$21.34	\$25.29	\$29.28	\$35.99	\$39,869	\$44,386	\$52,602	\$60,910	\$74,859	#
23-0000	Legal occupations	250	6.77	\$37.69	\$78,392	11.31	\$18.89	\$22.64	\$28.54	\$37.14	\$75.03	\$39,296	\$47,091	\$59,365	\$77,255	\$156,062	0.55
23-1011	Lawyers	100	8.44	\$51.00	\$106,087	17.93	\$27.98	\$29.75	\$35.78	\$52.49	#	\$58,203	\$61,875	\$74,414	\$109,187	#	0.38
23-2011	Paralegals and legal assistants	#	#	\$22.97	\$47,775	6.10	\$17.42	\$19.85	\$22.92	\$26.74	\$29.32	\$36,234	\$41,296	\$47,675	\$55,619	\$60,986	#
23-2099	Legal support workers, all other	20	5.67	#	#	#	#	#	#	#	#	#	#	#	#	#	#
25-0000	Education, training, and library occupations	3,460	7.55	\$24.05	\$50,028	4.03	\$13.43	\$16.65	\$21.56	\$28.35	\$37.15	\$27,944	\$34,642	\$44,835	\$58,968	\$77,270	0.95
25-1194	Vocational education teachers, postsecondary	#	#	\$20.43	\$42,492	6.59	\$9.53	\$14.75	\$18.94	\$27.30	\$30.24	\$19,813	\$30,678	\$39,405	\$56,791	\$62,895	#
25-2011	Preschool teachers, except special education	70	25.27	\$14.54	\$30,236	4.49	\$10.78	\$12.37	\$14.09	\$16.71	\$18.96	\$22,416	\$25,720	\$29,311	\$34,765	\$39,438	0.42
25-2012	Kindergarten teachers, except special education	80	5.50	#	\$44,013	3.71	#	#	#	#	#	\$32,281	\$35,896	\$42,379	\$49,752	\$61,070	1.34
25-2021	Elementary school teachers, except special education	740	3.33	#	\$47,340	2.02	#	#	#	#	#	\$33,852	\$37,828	\$45,855	\$55,896	\$64,146	1.25
25-2022	Middle school teachers, except special and career/technical educa	440	5.68	#	\$48,888.00	\$2.53	#	#	#	#	#	\$34,473.00	\$39,132.00	\$46,812.00	\$57,264.00	\$67,526.00	1.69
25-2031	Secondary school teachers, except special and career/technical ed	440	3.38	#	\$49,096	2.02	#	#	#	#	#	\$34,316	\$38,988	\$47,843	\$58,429	\$66,663	1.02
25-2051	Special education teachers, preschool	30	0.00	#	\$46,639	3.61	#	#	#	#	#	\$40,514	\$42,536	\$45,785	\$49,035	\$50,984	2.74
25-2052	Special education teachers, kindergarten and elementary school	80	1.51	#	\$48,194	2.91	#	#	#	#	#	\$35,396	\$40,948	\$47,003	\$54,997	\$63,588	0.98
25-2053	Special education teachers, middle school	60	4.82	#	\$48,992	1.92	#	#	#	#	#	\$35,038	\$40,196	\$46,607	\$55,883	\$70,406	1.62
25-2054	Special education teachers, secondary school	70	1.53	#	\$52,903	3.02	#	#	#	#	#	\$38,506	\$43,679	\$50,906	\$61,146	\$71,822	1.31
25-3021	Self-enrichment education teachers	30	26.08	\$20.51	\$42,659	15.50	\$11.61	\$13.06	\$14.90	\$31.90	\$35.86	\$24,147	\$27,173	\$30,997	\$66,354	\$74,589	0.31

Data unavailable

Occupational Code	Occupational Title	Employment Estimate	Employment Percentage Relative Standard Error	Average Hourly Wage	Average Annual Wage	Wage Percentage Relative Standard Error	10th Percentile (Hourly)	25th Percentile (Hourly)	50th Percentile (Hourly)	75th Percentile (Hourly)	90th Percentile (Hourly)	10th Percentile (Annual)	25th Percentile (Annual)	50th Percentile (Annual)	75th Percentile (Annual)	90th Percentile (Annual)	Location Quotients
25-3097	Teachers and instructors, all other, except substitute teachers	120	20.13	#	\$44,533	5.76	#	#	#	#	#	\$24,806	\$28,991	\$43,409	\$57,923	\$70,810	0.96
25-4021	Librarians	70	15.82	\$31.79	\$66,133	7.20	\$20.22	\$23.56	\$29.95	\$41.04	\$46.87	\$42,059	\$48,999	\$62,289	\$85,373	\$97,494	1.27
25-4031	Library technicians	40	11.19	\$17.57	\$36,556	4.25	\$12.43	\$14.27	\$17.19	\$21.05	\$24.07	\$25,854	\$29,676	\$35,765	\$43,781	\$50,065	1.12
25-9031	Instructional coordinators	20	8.93	#	#	#	#	#	#	#	#	#	#	#	#	#	#
25-9041	Teacher assistants	430	0.53	#	\$30,933	2.19	#	#	#	#	#	\$24,634	\$26,765	\$29,762	\$34,997	\$39,545	0.78
25-9099	Education, training, and library workers, all other	40	2.05	\$26.16	\$54,411	13.26	\$11.57	\$17.12	\$24.11	\$35.08	\$39.86	\$24,058	\$35,617	\$50,157	\$72,972	\$82,914	0.95
27-0000	Arts, design, entertainment, sports, and media occupations	430	13.19	\$24.56	\$51,093	4.43	\$11.40	\$14.65	\$20.33	\$29.14	\$41.05	\$23,705	\$30,475	\$42,292	\$60,617	\$85,377	0.53
27-1023	Floral designers	30	44.24	\$15.61	\$32,470	10.13	\$9.99	\$12.19	\$14.40	\$17.28	\$22.35	\$20,784	\$25,345	\$29,949	\$35,938	\$46,485	1.84
27-1024	Graphic designers	50	34.85	\$21.91	\$45,577	3.85	\$13.60	\$16.20	\$21.59	\$27.54	\$30.10	\$28,285	\$33,695	\$44,902	\$57,287	\$62,612	0.50
27-1026	Merchandise displayers and window trimmers	20	35.31	\$14.75	\$30,683	13.77	\$9.33	\$9.36	\$14.27	\$17.95	\$23.21	\$19,398	\$19,478	\$29,675	\$37,335	\$48,272	#
27-2012	Producers and directors	30	19.82	\$18.25	\$37,951	8.32	\$11.88	\$12.91	\$14.60	\$19.43	\$32.23	\$24,702	\$26,853	\$30,369	\$40,413	\$67,034	0.62
27-2022	Coaches and scouts	60	45.34	#	\$48,239	18.56	#	#	#	#	#	\$24,657	\$28,596	\$37,773	\$48,569	\$71,684	0.56
27-3022	Reporters and correspondents	30	34.99	\$25.54	\$53,124	5.43	\$16.32	\$18.28	\$26.15	\$30.50	\$36.40	\$33,944	\$38,023	\$54,401	\$63,437	\$75,716	2.07
27-3031	Public relations specialists	50	13.14	\$36.04	\$74,966	11.15	\$16.18	\$20.29	\$28.90	\$38.47	\$89.53	\$33,644	\$42,196	\$60,106	\$80,021	\$186,220	0.54
27-3041	Editors	20	31.18	\$27.13	\$56,428	2.39	\$18.30	\$21.48	\$25.86	\$30.97	\$39.16	\$38,071	\$44,688	\$53,784	\$64,414	\$81,459	#
29-0000	Healthcare practitioners and technical occupations	5,620	3.74	\$37.36	\$77,714	3.96	\$16.95	\$23.59	\$30.77	\$40.72	\$60.27	\$35,264	\$49,064	\$63,993	\$84,702	\$125,353	1.58
29-1021	Dentists, general	#	#	\$71.87	\$149,494	13.79	\$51.30	\$55.47	\$63.43	\$88.96	\$99.45	\$106,703	\$115,382	\$131,928	\$185,046	\$206,858	#
29-1031	Dietitians and nutritionists	40	22.25	\$27.21	\$56,604	2.27	\$19.79	\$22.63	\$27.32	\$31.48	\$36	\$41,166	\$47,070	\$56,817	\$65,476	\$74,692	1.33
29-1041	Optometrists	#	#	\$56.10	\$116,687	11.84	\$37.46	\$45.42	\$53.62	\$59.95	\$64	\$77,911	\$94,473	\$111,528	\$124,700	\$132,603	#
29-1051	Pharmacists	200	3.84	\$59.70	\$124,170	2.96	\$47.46	\$53.81	\$59.81	\$68.18	\$75.84	\$98,722	\$111,919	\$124,412	\$141,817	\$157,744	1.56
29-1062	Family and general practitioners	150	4.45	\$77.36	\$160,907	18.95	\$21.36	\$24.36	\$71.54	#	#	\$44,430	\$50,659	\$148,811	#	#	2.78
29-1063	Internists, general	20	0.00	\$97.71	\$203,243	4.29	\$82.55	\$86.74	\$93.66	#	#	\$171,705	\$180,428	\$194,805	#	#	#
29-1066	Psychiatrists	30	3.73	\$54.12	\$112,563	13.87	\$30.25	\$36.31	\$44.74	\$54	#	\$62,912	\$75,516	\$93,053	\$111,571	#	3.14
29-1067	Surgeons	20	15.66	\$137.57	\$286,148	14.06	#	#	#	#	#	#	#	#	#	#	#
29-1069	Physicians and surgeons, all other	100	42.12	\$119.01	\$247,536	13.75	\$28.29	\$93.76	#	#	#	\$58,839	\$195,012	#	#	#	0.67
29-1071	Physician assistants	60	42.81	\$54.40	\$113,154	5.47	\$40.15	\$44.66	\$53	\$60	\$68	\$83,517	\$92,889	\$110,203	\$125,740	\$141,750	1.36
29-1081	Podiatrists	30	44.01	#	#	#	#	#	#	#	#	#	#	#	#	#	#
29-1122	Occupational therapists	90	18.83	\$43.97	\$91,463	3.91	\$31.31	\$34.97	\$41.84	\$49.75	\$66.67	\$65,134	\$72,739	\$87,034	\$103,487	\$138,671	1.65
29-1123	Physical therapists	120	28.65	\$47.03	\$97,822.00	6.32	\$31.31	\$38.54	\$44.01	\$50.53	\$73.10	\$65,134.00	\$80,171.00	\$91,541.00	\$105,094.00	\$152,038.00	1.28
29-1126	Respiratory therapists	90	4.06	\$28.00	\$58,239	1.96	\$20.72	\$23.41	\$27.67	\$32.43	\$37.14	\$43,108	\$48,691	\$57,548	\$67,457	\$77,253	1.71
29-1127	Speech-language pathologists	130	4.36	\$43.61	\$90,706	3.36	\$29.18	\$34.29	\$42.22	\$49.97	\$63.86	\$60,696	\$71,333	\$87,822	\$103,931	\$132,829	2.19
29-1131	Veterinarians	40	13.85	\$39.32	\$81,785	11.83	\$27.37	\$31.50	\$36.53	\$46.40	\$58.65	\$56,939	\$65,516	\$75,980	\$96,522	\$121,997	1.33
29-1141	Registered nurses	2,160	4.61	\$33.20	\$69,054	1.63	\$25.92	\$28.11	\$31.63	\$37.60	\$44.51	\$53,910	\$58,466	\$65,796	\$78,216	\$92,583	1.78
29-1171	Nurse practitioners	130	19.95	\$50.36	\$104,742	4.60	\$37.22	\$42.09	\$47.36	\$55.39	\$62.59	\$77,410	\$87,547	\$98,517	\$115,212	\$130,179	1.79
29-1181	Audiologists	#	#	\$45.34	\$94,314	4.38	\$40.97	\$42.70	\$45.57	\$48.44	\$50.17	\$85,224	\$88,810	\$94,786	\$100,763	\$104,351	#
29-1199	Health diagnosing and treating practitioners, all other	10	25.71	\$35.95	\$47,771	4.37	\$29.61	\$33.21	\$36.40	\$39.58	\$40.51	\$61,579	\$69,074	\$75,703	\$82,332	\$84,263	#
29-2010	Clinical laboratory technologists and technicians	130	21.45	\$25.14	\$52,294	3.66	\$15.30	\$19.41	\$23.61	\$30.79	\$37.09	\$31,820	\$40,374	\$49,111	\$64,040	\$77,156	0.96
29-2021	Dental hygienists	130	19.54	\$34.23	\$71,195	3.05	\$30.94	\$32.67	\$35.00	\$37.34	\$38.77	\$64,363	\$67,944	\$72,808	\$77,673	\$80,643	1.46
29-2034	Radiologic technologists and technicians	120	10.87	\$29.91	\$62,204.00	2.05	\$21.55	\$24.61	\$29.11	\$35.09	\$39.33	\$44,827.00	\$51,193.00	\$60,544.00	\$72,991.00	\$81,796.00	1.44
29-2035	Magnetic resonance imaging technologists	20	17.82	\$34.96	\$72,726	2.50	\$27.36	\$30.87	\$34.96	\$38.82	\$44.01	\$56,911	\$64,211	\$72,712	\$80,741	\$91,542	#
29-2041	Emergency medical technicians and paramedics	140	45.45	\$21.97	\$45,700	6.17	\$12.51	\$16.47	\$20.61	\$27.58	\$32.16	\$26,022	\$34,258	\$42,872	\$57,376	\$66,883	1.36
29-2052	Pharmacy technicians	250	5.34	\$16.12	\$33,527	2.81	\$11.18	\$13.37	\$16.32	\$18.54	\$21.77	\$23,253	\$27,805	\$33,938	\$38,561	\$45,276	1.41
29-2053	Psychiatric technicians	280	0.47	\$19.47	\$40,493	3.14	\$15.74	\$17.31	\$19.97	\$21.09	\$24.06	\$32,735	\$35,997	\$41,535	\$43,865	\$50,040	9.83
29-2055	Surgical technologists	60	5.60	\$22.44	\$46,672	3.82	\$16.82	\$19.00	\$22.27	\$26.23	\$29.26	\$34,975	\$39,524	\$46,321	\$54,553	\$60,851	1.27
29-2061	Licensed practical and licensed vocational nurses	260	8.94	\$23.01	\$47,861	3.10	\$16.90	\$19.71	\$22.72	\$26.86	\$30.15	\$35,143	\$40,988	\$47,254	\$55,869	\$62,707	0.88
29-2071	Medical records and health information technicians	70	3.05	\$22.01	\$45,785	3.61	\$14.33	\$17.36	\$21.78	\$26.76	\$30.43	\$29,812	\$36,117	\$45,305	\$55,661	\$63,295	0.85
29-2081	Opticians, dispensing	90	22.85	\$15.13	\$31,476	3.04	\$11.21	\$12.62	\$14.21	\$17.63	\$21.55	\$23,324	\$26,245	\$29,547	\$36,668	\$44,822	2.71
29-9011	Occupational health and safety specialists	40	20.91	\$36.75	\$76,445	4.43	\$21.53	\$29.88	\$35.96	\$43.51	\$54.06	\$44,780	\$62,145	\$74,798	\$90,509	\$112,451	1.04
31-0000	Healthcare support occupations	2,930	6.37	\$14.55	\$30,272	2.83	\$9.77	\$11.04	\$13.48	\$16.45	\$20.40	\$20,314	\$22,974	\$28,044	\$34,208	\$42,425	1.70
31-1011	Home health aides	800	23.78	\$11.45	\$23,820	4.04	\$9.37	\$9.59	\$10.87	\$12.65	\$14.75	\$19,480	\$19,948	\$22,619	\$26,316	\$30,690	2.33

Data unavailable

Occupational Code	Occupational Title	Employment Estimate	Employment Percentage Relative Standard Error	Average Hourly Wage	Average Annual Wage	Wage Percentage Relative Standard Error	10th Percentile (Hourly)	25th Percentile (Hourly)	50th Percentile (Hourly)	75th Percentile (Hourly)	90th Percentile (Hourly)	10th Percentile (Annual)	25th Percentile (Annual)	50th Percentile (Annual)	75th Percentile (Annual)	90th Percentile (Annual)	Location Quotients
31-1014	Nursing assistants	800	20.28	\$14.37	\$29,885	2.10	\$10.73	\$12.16	\$14.14	\$16.17	\$18.75	\$22,323	\$25,299	\$29,407	\$33,627	\$38,995	1.31
31-2011	Occupational therapy assistants	80	18.98	\$28.20	\$58,656	6.54	\$20.05	\$21.68	\$24.06	\$30.83	\$46.59	\$41,699	\$45,098	\$50,054	\$64,136	\$96,899	4.78
31-2021	Physical therapist assistants	100	19.26	\$27.09	\$56,351	9.45	\$16.25	\$20.79	\$24.99	\$31.07	\$45.34	\$33,795	\$43,233	\$51,981	\$64,632	\$94,312	2.72
31-2022	Physical therapist aides	20	24.98	\$12.99	\$27,020	5.91	\$9.64	\$10.47	\$12.80	\$15.32	\$17.29	\$20,052	\$21,768	\$26,620	\$31,873	\$35,955	#
31-9091	Dental assistants	160	15.26	\$16.05	\$33,383	8.75	\$10.63	\$12.31	\$15.30	\$19.88	\$23.23	\$22,111	\$25,606	\$31,818	\$41,348	\$48,320	1.17
31-9092	Medical assistants	500	24.16	\$14.12	\$29,378	4.24	\$10.34	\$11.82	\$13.90	\$15.96	\$18.59	\$21,498	\$24,588	\$28,902	\$33,189	\$38,674	1.85
31-9093	Medical equipment preparers	50	17.10	\$14.93	\$31,061	4.96	\$10.71	\$12.51	\$14.92	\$17.57	\$19.21	\$22,270	\$26,029	\$31,024	\$36,554	\$39,960	2.34
31-9094	Medical transcriptionists	30	5.52	\$20.16	\$41,937	3.44	\$16.07	\$17.70	\$20.26	\$23.14	\$25.07	\$33,428	\$36,815	\$42,148	\$48,133	\$52,154	#
31-9096	Veterinary assistants and laboratory animal caretakers	40	17.01	\$13.62	\$28,340	7.02	\$9.83	\$11.50	\$13.70	\$15.50	\$17.88	\$20,455	\$23,918	\$28,493	\$32,249	\$37,199	1.03
31-9097	Phlebotomists	120	25.02	\$16.58	\$34,495	3.20	\$11.74	\$13.82	\$16.51	\$18.97	\$22.38	\$24,411	\$28,751	\$34,337	\$39,466	\$46,542	2.32
31-9099	Healthcare support workers, all other	30	19.47	\$16.71	\$34,758	6.30	\$9.50	\$12.85	\$17.42	\$19.71	\$23.01	\$19,758	\$26,737	\$36,229	\$41,001	\$47,853	0.88
33-0000	Protective service occupations	2,110	4.81	\$23.46	\$48,800	4.21	\$12.68	\$18.04	\$21.79	\$28.80	\$36.53	\$26,382	\$37,533	\$45,329	\$59,913	\$75,974	1.48
33-1012	First-line supervisors of police and detectives	30	4.89	\$45.80	\$95,271	4.29	\$33.08	\$38.00	\$47.49	\$51.55	\$57.49	\$68,797	\$79,045	\$98,774	\$107,223	\$119,574	0.76
33-1021	First-line supervisors of fire fighting and prevention workers	50	2.60	\$34.84	\$72,461	4.18	\$30.84	\$32.84	\$35.60	\$38.36	\$40.34	\$64,137	\$68,314	\$74,051	\$79,789	\$83,904	2.01
33-1099	First-line supervisors of protective service workers, all other	30	14.16	\$25.01	\$52,018	4.41	\$18.17	\$21.92	\$23.44	\$27.33	\$32.34	\$37,790	\$45,587	\$48,750	\$56,856	\$67,277	1.09
33-2011	Firefighters	240	6.43	\$22.77	\$47,362	4.44	\$9.54	\$13.44	\$22.91	\$32.28	\$37.24	\$19,847	\$27,952	\$47,652	\$67,148	\$77,451	1.79
33-3012	Correctional officers and jailers	650	0.00	\$22.89	\$47,603	2.53	\$19.80	\$20.37	\$21.82	\$24.33	\$28.28	\$41,192	\$42,365	\$45,377	\$50,597	\$58,822	3.64
33-3021	Detectives and criminal investigators	40	0.00	\$31.60	\$65,718	3.17	\$22.25	\$24.59	\$33.50	\$36.90	\$38.56	\$46,283	\$51,143	\$69,680	\$76,761	\$80,195	0.80
33-3051	Police and sheriff's patrol officers	340	1.70	\$31.75	\$66,046	4.06	\$21.30	\$24.99	\$33.22	\$37.34	\$40.09	\$44,294	\$51,972	\$69,095	\$77,661	\$83,396	1.22
33-9032	Security guards	330	15.01	\$17.73	\$36,882	2.35	\$12.90	\$15.92	\$17.78	\$20.12	\$22.16	\$26,824	\$33,109	\$36,973	\$41,845	\$46,094	0.72
33-9091	Crossing guards	#	#	\$13.71	\$28,523	4.76	\$11.56	\$12.39	\$13.50	\$14.59	\$17.08	\$24,047	\$25,769	\$28,079	\$30,347	\$35,532	#
35-0000	Food preparation and serving-related occupations	6,070	3.87	\$11.10	\$23,091	1.87	\$9.33	\$9.42	\$9.67	\$11.38	\$14.90	\$19,413	\$19,594	\$20,115	\$23,675	\$31,000	1.10
35-1011	Chefs and head cooks	20	18.38	\$22.35	\$46,489	6.34	\$12.88	\$14.68	\$18.45	\$31.13	\$35.56	\$26,794	\$30,531	\$38,371	\$64,758	\$73,971	#
35-1012	First-line supervisors of food preparation and serving workers	290	14.92	\$17.14	\$35,653	5.60	\$10.39	\$11.76	\$16.58	\$21.82	\$25.26	\$21,603	\$24,467	\$34,495	\$45,387	\$52,546	0.75
35-2011	Cooks, fast food	#	#	\$9.65	\$20,071	4.11	\$9.35	\$9.43	\$9.57	\$9.70	\$9.81	\$19,456	\$19,623	\$19,901	\$20,178	\$20,409	#
35-2012	Cooks, institution and cafeteria	580	12.75	\$11.85	\$24,639	3.54	\$9.40	\$9.55	\$11.16	\$13.49	\$15.60	\$19,551	\$19,859	\$23,222	\$28,049	\$32,457	3.40
35-2014	Cooks, restaurant	520	23.07	\$12.18	\$25,326	4.70	\$9.48	\$10.03	\$11.44	\$13.97	\$15.92	\$19,721	\$20,859	\$23,796	\$29,051	\$33,117	0.97
35-2021	Food preparation workers	180	35.09	\$11.88	\$24,703	3.22	\$9.43	\$10.14	\$11.27	\$13.12	\$15.50	\$19,615	\$21,087	\$23,445	\$27,291	\$32,239	0.51
35-3011	Bartenders	210	21.71	\$13.46	\$27,988	12.05	\$9.31	\$9.39	\$9.62	\$17.50	\$22.56	\$19,370	\$19,522	\$20,013	\$36,404	\$46,927	0.80
35-3021	Combined food preparation and serving workers, including fast food	2,130	9.71	\$9.86	\$20,519	1.82	\$9.32	\$9.38	\$9.51	\$9.77	\$10.97	\$19,385	\$19,506	\$19,790	\$20,332	\$22,828	1.42
35-3031	Waiters and waitresses	1,060	10.99	\$10.29	\$21,398	4.56	\$9.31	\$9.38	\$9.53	\$9.77	\$13.71	\$19,364	\$19,517	\$19,825	\$20,325	\$28,523	0.98
35-3041	Food servers, nonrestaurant	120	21.65	\$11.67	\$24,279	8.61	\$9.35	\$9.43	\$10.03	\$11.47	\$13.64	\$19,443	\$19,623	\$20,860	\$23,852	\$28,381	1.04
35-9011	Dining room and cafeteria attendants and bartender helpers	170	43.42	\$9.75	\$20,285	3.15	\$9.30	\$9.31	\$9.43	\$9.66	\$11.13	\$19,352	\$19,363	\$19,621	\$20,083	\$23,160	0.93
35-9021	Dishwashers	160	19.35	\$10.32	\$21,471	2.85	\$9.37	\$9.48	\$9.91	\$11.10	\$11.85	\$19,484	\$19,710	\$20,617	\$23,087	\$24,644	0.74
35-9031	Hosts and hostesses, restaurant, lounge, and coffee shop	370	28.12	\$12.24	\$25,459	7.59	\$9.39	\$9.51	\$9.84	\$13.58	\$20.79	\$19,522	\$19,784	\$20,473	\$28,251	\$43,244	2.13
37-0000	Building and grounds cleaning and maintenance occupations	1,780	6.44	\$13.51	\$28,107	2.91	\$9.48	\$9.95	\$12.15	\$15.16	\$20.12	\$19,712	\$20,695	\$25,278	\$31,542	\$41,840	0.96
37-1011	First-line supervisors of housekeeping and janitorial workers	70	23.11	\$17.34	\$36,060	10.67	\$9.83	\$10.98	\$14.20	\$23.57	\$30.64	\$20,454	\$22,841	\$29,543	\$49,022	\$63,737	1.10
37-1012	First-line supervisors of landscaping, lawn service, and grounds	30	26.73	\$26.04	\$54,158	12.23	\$14.59	\$20.47	\$26.36	\$32.82	\$37.07	\$30,343	\$42,567	\$54,831	\$68,262	\$77,103	0.76
37-2011	Janitors and cleaners, except maids and housekeeping cleaners	740	8.64	\$13.37	\$27,805	2.26	\$9.84	\$11.06	\$12.80	\$14.92	\$17.96	\$20,474	\$23,007	\$26,617	\$31,026	\$37,361	0.81
37-2012	Maids and housekeeping cleaners	480	14.96	\$10.38	\$21,593	2.58	\$9.36	\$9.47	\$9.71	\$10.82	\$12.17	\$19,476	\$19,698	\$20,192	\$22,505	\$25,304	1.24
37-2019	Building cleaning workers, all other	#	#	\$11.60	\$24,120	8.78	\$9.66	\$10.09	\$10.84	\$11.58	\$14.37	\$20,086	\$20,993	\$22,538	\$24,083	\$29,889	#
37-3011	Landscaping and groundskeeping workers	390	16.17	\$16.25	\$33,792	5.78	\$10.23	\$12.49	\$15.16	\$20.28	\$22.86	\$21,271	\$25,973	\$31,529	\$42,191	\$47,557	1.01
39-0000	Personal care and service occupations	2,270	9.04	\$12.19	\$25,361	2.74	\$9.37	\$9.52	\$10.07	\$12.12	\$17.21	\$19,489	\$19,808	\$20,956	\$25,212	\$35,800	1.05
39-1021	First-line supervisors of personal service workers	70	13.79	\$20.20	\$42,025	4.37	\$11.77	\$13.93	\$20.42	\$25.16	\$29.65	\$24,486	\$28,983	\$42,469	\$52,330	\$61,674	0.74
39-2011	Animal trainers	10	37.72	\$11.32	\$23,537	4.98	\$9.34	\$9.40	\$11.13	\$12.87	\$14.25	\$19,424	\$19,543	\$23,146	\$26,775	\$29,639	#

Data unavailable

Occupational Code	Occupational Title	Employment Estimate	Employment Percentage Relative Standard Error	Average Hourly Wage	Average Annual Wage	Wage Percentage Relative Standard Error	10th Percentile (Hourly)	25th Percentile (Hourly)	50th Percentile (Hourly)	75th Percentile (Hourly)	90th Percentile (Hourly)	10th Percentile (Annual)	25th Percentile (Annual)	50th Percentile (Annual)	75th Percentile (Annual)	90th Percentile (Annual)	Location Quotients
39-2021	Nonfarm animal caretakers	90	25.71	\$10.59	\$22,025	5.30	\$9.37	\$9.50	\$9.78	\$11.07	\$12.24	\$19,481	\$19,769	\$20,338	\$23,033	\$25,467	1.17
39-3091	Amusement and recreation attendants	90	9.29	\$11.43	\$23,766	2.39	\$9.38	\$9.52	\$10.08	\$12.00	\$16.16	\$19,501	\$19,807	\$20,969	\$24,969	\$33,605	0.66
39-4021	Funeral attendants	#	#	\$17.45	\$36,296	20.13	\$9.36	\$9.44	\$17.50	\$25.24	\$29.21	\$19,462	\$19,640	\$36,406	\$52,489	\$60,752	#
39-5012	Hairdressers, hairstylists, and cosmetologists	160	18.87	\$15.84	\$32,939	17.10	\$9.51	\$9.82	\$11.37	\$17.27	\$32.33	\$19,773	\$20,432	\$23,641	\$35,923	\$67,254	1.12
39-7010	Tour and travel guides	#	#	\$16.86	\$35,075	21.26	\$9.36	\$9.44	\$10.20	\$15.83	\$24.08	\$19,460	\$19,634	\$21,214	\$32,924	\$50,095	#
39-9011	Childcare workers	200	11.58	\$12.14	\$25,244	3.43	\$9.43	\$9.73	\$11.12	\$13.27	\$17.60	\$19,606	\$20,240	\$23,126	\$27,596	\$36,615	0.86
39-9021	Personal care aides	1,340	13.65	\$10.51	\$21,864	1.75	\$9.36	\$9.47	\$9.77	\$11.12	\$12.67	\$19,461	\$19,695	\$20,319	\$23,127	\$26,350	1.57
39-9031	Fitness trainers and aerobics instructors	#	#	\$21.11	\$43,910	14.30	\$9.50	\$9.80	\$19.80	\$29.52	\$35.50	\$19,756	\$20,379	\$41,188	\$61,392	\$73,833	#
39-9032	Recreation workers	90	18.28	\$13.35	\$27,769	5.24	\$9.45	\$9.84	\$11.69	\$15.49	\$19.68	\$19,652	\$20,472	\$24,314	\$32,210	\$40,943	0.59
41-0000	Sales and related occupations	6,830	5.19	\$15.66	\$32,569	2.89	\$9.35	\$9.77	\$11.38	\$16.56	\$26.46	\$19,458	\$20,324	\$23,662	\$34,448	\$55,040	1.12
41-1011	First-line supervisors of retail sales workers	620	5.35	\$24.21	\$50,355	3.19	\$13.01	\$15.94	\$19.39	\$26.03	\$37.59	\$27,052	\$33,150	\$40,327	\$54,147	\$78,181	1.23
41-1012	First-line supervisors of non-retail sales workers	130	20.54	\$22.45	\$46,698	8.90	\$10.85	\$12.65	\$19.31	\$32.87	\$37.39	\$22,571	\$28,320	\$40,172	\$68,371	\$77,779	1.23
41-2011	Cashiers	1,740	7.14	\$10.60	\$22,052	1.43	\$9.31	\$9.38	\$10.05	\$11.26	\$12.52	\$19,358	\$19,507	\$20,901	\$23,415	\$26,050	1.16
41-2021	Counter and rental clerks	290	14.24	\$16.13	\$33,540	4.88	\$9.53	\$11.06	\$13.96	\$19.01	\$26.90	\$19,813	\$23,003	\$29,042	\$39,547	\$55,959	1.57
41-2022	Parts salespersons	70	22.56	\$17.63	\$36,661	4.46	\$10.28	\$12.68	\$16.30	\$20.62	\$28.64	\$21,387	\$26,377	\$33,914	\$42,894	\$59,562	0.64
41-2031	Retail salespersons	2,220	9.00	\$14.66	\$30,501	3.22	\$9.35	\$9.71	\$11.33	\$14.94	\$21.99	\$19,441	\$20,189	\$23,574	\$31,084	\$45,735	1.19
41-3011	Advertising sales agents	10	22.32	\$23.87	\$49,645	17.42	\$10.26	\$11.45	\$13.86	\$42.78	\$47.19	\$21,345	\$23,825	\$28,823	\$88,986	\$98,153	#
41-3021	Insurance sales agents	120	33.35	#	#	#	#	#	#	#	#	#	#	#	#	#	0.73
41-3031	Securities, commodities, and financial services sales agents	90	25.52	\$23.81	\$49,523	9.35	\$13.42	\$16.33	\$20.91	\$28.00	\$40.49	\$27,912	\$33,960	\$43,496	\$58,235	\$84,222	0.56
41-3041	Travel agents	10	22.21	\$17.50	\$36,398	4.59	\$9.40	\$15.38	\$17.70	\$20.87	\$23.76	\$19,543	\$31,987	\$36,820	\$43,408	\$49,420	#
41-3099	Sales representatives, services, all other	250	16.79	\$25.41	\$52,846	9.73	\$9.52	\$13.02	\$17.51	\$28.30	\$58.00	\$19,809	\$27,086	\$36,424	\$58,855	\$120,630	0.60
41-4011	Sales representatives, wholesale and manufacturing, technical and scientific products	30	19.38	\$42.23	\$87,837.00	\$23.00	\$16.47	\$20.72	\$30.05	\$43.89	#	\$34,257.00	\$43,092.00	\$62,512.00	\$91,286.00	#	#
41-4012	Sales representatives, wholesale and manufacturing, except technical and scientific products	260	20.21	\$28.86	\$60,024	7.36	\$9.38	\$9.52	\$26.06	\$36.17	\$57.30	\$19,520	\$19,805	\$54,203	\$75,232	\$119,182	0.45
41-9021	Real estate brokers	#	#	\$20.65	\$42,961	15.47	\$10.88	\$16.05	\$20.79	\$23.73	\$33.58	\$22,622	\$33,382	\$43,234	\$49,351	\$69,841	#
41-9041	Telemarketers	850	30.28	\$10.71	\$22,270	2.82	\$9.48	\$9.91	\$10.66	\$11.42	\$12	\$19,717	\$20,612	\$22,180	\$23,748	\$24,829	10.69
41-9099	Sales and related workers, all other	90	9.98	\$18.49	\$38,469	7.46	\$9.40	\$9.56	\$16.94	\$24.81	\$29.69	\$19,561	\$19,884	\$35,243	\$51,609	\$61,750	2.17
43-0000	Office and administrative support occupations	9,200	5.14	\$16.34	\$33,982	1.47	\$9.76	\$11.54	\$14.97	\$19.32	\$24.65	\$20,300	\$24,002	\$31,133	\$40,187	\$51,278	1.00
43-1011	First-line supervisors of office and administrative support workers	500	7.42	\$25.61	\$53,267	2.01	\$14.31	\$18.83	\$24.22	\$30.52	\$38.59	\$29,755	\$39,171	\$50,370	\$63,489	\$80,265	0.82
43-2011	Switchboard operators, including answering service	40	19.09	\$10.47	\$21,775	5.47	\$9.36	\$9.47	\$9.67	\$10.67	\$12.22	\$19,478	\$19,708	\$20,106	\$22,201	\$25,415	1.21
43-3011	Bill and account collectors	490	23.37	\$13.50	\$28,081	5.68	\$9.96	\$10.86	\$12.53	\$14.70	\$18.29	\$20,719	\$22,596	\$26,069	\$30,569	\$38,044	4.30
43-3021	Billing and posting clerks and machine operators	130	11.73	\$19.00	\$39,529	3.80	\$13.62	\$15.54	\$17.73	\$21.71	\$27.88	\$28,328	\$32,315	\$36,879	\$45,154	\$57,989	0.66
43-3031	Bookkeeping, accounting, and auditing clerks	500	11.26	\$18.22	\$37,896	3.62	\$9.95	\$13.28	\$17.16	\$21.14	\$25.82	\$20,693	\$27,617	\$35,689	\$43,967	\$53,700	0.78
43-3051	Payroll and timekeeping clerks	40	32.41	\$20.13	\$41,868	5.85	\$9.47	\$16.23	\$18.63	\$25.42	\$28.74	\$19,702	\$33,753	\$38,757	\$52,882	\$59,783	0.63
43-3061	Procurement clerks	30	3.21	\$19.80	\$41,182	3.94	\$14.90	\$18.05	\$20.37	\$20.71	\$25.63	\$30,992	\$37,534	\$42,375	\$43,072	\$53,311	#
43-3071	Tellers	260	15.35	\$14.75	\$30,674	5.37	\$10.50	\$11.80	\$13.89	\$17.37	\$20.64	\$21,833	\$24,554	\$28,899	\$36,140	\$42,923	1.25
43-3099	Financial clerks, all other	70	8.74	\$19.23	\$40,008	4.96	\$14.39	\$16.24	\$18.30	\$21.64	\$25.00	\$29,922	\$33,769	\$38,066	\$45,018	\$52,007	5.30
43-4031	Court, municipal, and license clerks	210	0.23	\$17.61	\$36,619	1.99	\$12.86	\$15.38	\$17.48	\$19.21	\$23.26	\$26,753	\$31,981	\$36,364	\$39,954	\$48,380	3.69
43-4051	Customer service representatives	1,320	21.49	\$14.43	\$30,006	2.85	\$10.13	\$11.28	\$13.67	\$16.67	\$19.35	\$21,063	\$23,472	\$28,443	\$34,674	\$40,246	1.14
43-4061	Eligibility interviewers, government programs	140	0.00	\$18.60	\$38,691	3.34	\$15.51	\$16.29	\$17.64	\$18.99	\$25.01	\$32,265	\$33,875	\$36,688	\$39,501	\$52,011	2.44
43-4071	File clerks	80	11.25	\$15.30	\$31,825	2.62	\$10.85	\$12.85	\$14.92	\$17.72	\$20.23	\$22,563	\$26,718	\$31,043	\$36,865	\$42,084	1.61
43-4081	Hotel, motel, and resort desk clerks	150	41.45	\$11.14	\$23,165	4.77	\$9.37	\$9.52	\$10.72	\$12.06	\$14.11	\$19,487	\$19,808	\$22,298	\$25,086	\$29,359	1.43
43-4111	Interviewers, except eligibility and loan	140	15.46	\$16.01	\$33,292	3.06	\$12.25	\$13.26	\$14.89	\$17.94	\$22.15	\$25,488	\$27,574	\$30,977	\$37,315	\$46,071	1.81
43-4131	Loan interviewers and clerks	30	38.76	\$18.13	\$37,707	12.73	\$9.40	\$13.29	\$18.45	\$23.19	\$26.81	\$19,545	\$27,649	\$38,375	\$48,229	\$55,758	#
43-4161	Human resources assistants, except payroll and timekeeping	50	7.70	\$18.92	\$39,357	2.49	\$14.85	\$16.35	\$18.44	\$22.09	\$23.71	\$30,895	\$34,008	\$38,359	\$45,938	\$49,326	0.81
43-4171	Receptionists and information clerks	610	9.25	\$13.64	\$28,376	2.16	\$10.11	\$12.00	\$13.54	\$14.96	\$17.64	\$21,023	\$24,951	\$28,158	\$31,123	\$36,699	1.44
43-4199	Information and record clerks, all other	210	4.91	\$17.82	\$37,073	1.60	\$12.68	\$14.45	\$17.53	\$21.11	\$23.98	\$26,367	\$30,063	\$36,458	\$43,910	\$49,876	3.09
43-5021	Couriers and messengers	10	23.09	\$13.56	\$28,205	3.46	\$11.39	\$12.47	\$13.53	\$14.64	\$15.95	\$23,696	\$28,153	\$30,443	\$33,176	#	
43-5031	Police, fire, and ambulance dispatchers	80	11.66	\$20.33	\$42,279	2.17	\$15.63	\$17.94	\$21.78	\$23.53	\$24.13	\$32,502	\$37,306	\$45,293	\$48,943	\$50,199	1.93
43-5032	Dispatchers, except police, fire, and ambulance	60	36.76	\$17.13	\$35,625	5.08	\$10.90	\$13.12	\$16.83	\$19.99	\$24.27	\$22,670	\$27,291	\$35,015	\$41,581	\$50,488	0.70

Data unavailable

Occupational Code	Occupational Title	Employment Estimate	Employment Percentage Relative Standard Error	Average Hourly Wage	Average Annual Wage	Wage Percentage Relative Standard Error	10th Percentile (Hourly)	25th Percentile (Hourly)	50th Percentile (Hourly)	75th Percentile (Hourly)	90th Percentile (Hourly)	10th Percentile (Annual)	25th Percentile (Annual)	50th Percentile (Annual)	75th Percentile (Annual)	90th Percentile (Annual)	Location Quotients
43-5041	Meter readers, utilities	#	#	\$25.45	\$52,930	2.78	\$17.49	\$21.12	\$24.42	\$29.49	\$36.91	\$36,384	\$43,936	\$50,798	\$61,340	\$76,771	#
43-5051	Postal service clerks	30	0.00	\$25.62	\$53,284	#	\$19.03	\$19.94	\$28.15	\$28.16	\$28.74	\$39,577	\$41,465	\$58,560	\$58,570	\$59,784	0.86
43-5052	Postal service mail carriers	140	0.00	\$24.25	\$50,446	#	\$16.07	\$17.70	\$28.58	\$28.78	\$28.78	\$33,416	\$36,812	\$59,450	\$59,853	\$59,861	0.98
43-5061	Production, planning, and expediting clerks	50	7.14	\$26.13	\$54,340.00	\$3.10	\$15.39	\$19.96	\$23.98	\$30.04	\$43.37	\$32,006.00	\$41,509.00	\$49,883.00	\$62,476.00	\$90,215.00	0.32
43-5071	Shipping, receiving, and traffic clerks	150	12.26	\$16.03	\$33,336	\$4.15	\$10.19	\$11.47	\$15.24	\$18.56	\$23.17	\$21,191	\$23,853	\$31,709	\$38,601	\$48,194	0.55
43-5081	Stock clerks and order fillers	970	4.50	\$13.34	\$27,740	\$2.85	\$9.38	\$9.72	\$11.32	\$15.79	\$20.56	\$19,514	\$20,222	\$23,545	\$32,835	\$42,755	1.13
43-5111	Weighers, measurers, checkers, and samplers, recordkeeping	20	29.37	\$16.39	\$34,096	10.50	\$10.42	\$11.72	\$15.06	\$20.47	\$24.96	\$21,679	\$24,386	\$31,332	\$42,571	\$51,922	#
43-6011	Executive secretaries and executive administrative assistants	310	12.52	\$22.96	\$47,763	1.51	\$18.46	\$20.31	\$22.59	\$25.24	\$29.14	\$38,400	\$42,245	\$46,987	\$52,496	\$60,605	1.23
43-6012	Legal secretaries	#	#	\$17.87	\$37,180	5.39	\$12.87	\$14.01	\$16.64	\$21.27	\$25.60	\$26,759	\$29,149	\$34,605	\$44,251	\$53,249	#
43-6013	Medical secretaries	220	14.75	\$16.92	\$35,202	4.82	\$12.12	\$13.86	\$16.52	\$19.91	\$23.29	\$25,217	\$28,836	\$34,369	\$41,418	\$48,446	0.91
43-6014	Secretaries and administrative assistants, except legal, medical,	820	8.90	\$15.56	\$32,365	1.84	\$9.74	\$12.01	\$15.07	\$18.64	\$22.45	\$20,268	\$24,971	\$31,345	\$38,779	\$46,698	0.87
43-9021	Data entry keyers	50	10.07	\$13.92	\$28,957	3.56	\$9.55	\$11.11	\$13.80	\$17.14	\$18.46	\$19,865	\$23,110	\$28,703	\$35,652	\$38,403	0.72
43-9051	Mail clerks and mail machine operators, except postal service	10	20.05	\$13.24	\$27,539	5.19	\$9.73	\$10.32	\$11.42	\$16.89	\$19.94	\$20,230	\$21,456	\$23,761	\$35,128	\$41,483	#
43-9061	Office clerks, general	1,040	7.51	\$15.15	\$31,513	3.11	\$9.44	\$9.87	\$12.74	\$18.77	\$24.29	\$19,639	\$20,533	\$26,492	\$39,045	\$50,529	0.84
43-9071	Office machine operators, except computer	20	14.22	\$15.48	\$32,203	4.38	\$10.62	\$12.23	\$15.25	\$16.36	\$22.79	\$22,092	\$25,429	\$31,724	\$34,036	\$47,398	#
43-9199	Office and administrative support workers, all other	70	27.12	\$13.19	\$27,432	9.56	\$9.42	\$9.59	\$9.88	\$17.13	\$21.02	\$19,584	\$19,940	\$24,559	\$35,635	\$43,714	0.76
45-0000	Farming, fishing, and forestry occupations	170	22.31	\$12.87	\$26,773	2.42	\$9.89	\$10.59	\$11.75	\$14.69	\$18.06	\$20,574	\$22,020	\$24,430	\$30,565	\$37,567	0.84
45-1011	First-line supervisors of farming, fishing, and forestry workers	#	#	\$15.13	\$31,478	3.99	\$12.43	\$13.45	\$15.26	\$17.10	\$18.18	\$25,851	\$27,968	\$31,736	\$35,560	\$37,816	#
45-2092	Farmworkers and laborers, crop, nursery, and greenhouse	140	18.41	\$12.21	\$25,396	3.01	\$9.82	\$10.40	\$11.37	\$13.32	\$16.66	\$20,417	\$21,627	\$23,644	\$27,711	\$34,657	1.16
47-0000	Construction and extraction occupations	2,750	6.00	\$20.73	\$43,128	2.66	\$11.55	\$14.33	\$18.86	\$25.98	\$32.79	\$24,030	\$29,805	\$39,231	\$54,032	\$68,210	1.15
47-1011	First-line supervisors of construction trades and extraction work	280	14.90	\$28.59	\$59,476	5.06	\$18.69	\$21.44	\$27.87	\$34.98	\$41.42	\$38,876	\$44,587	\$57,960	\$72,766	\$86,160	1.21
47-2031	Carpenters	190	27.91	\$16.97	\$35,307	3.20	\$11.68	\$13.68	\$16.43	\$19.07	\$24.22	\$24,300	\$28,465	\$34,166	\$39,676	\$50,382	0.66
47-2051	Cement masons and concrete finishers	190	30.71	\$16.64	\$34,606	11.09	\$9.43	\$12.28	\$16.31	\$19.80	\$25.26	\$19,614	\$25,547	\$33,934	\$41,185	\$52,549	2.50
47-2061	Construction laborers	440	27.75	\$14.95	\$31,091	4.24	\$10.53	\$12.05	\$14.01	\$17.23	\$21.68	\$21,902	\$25,057	\$29,151	\$35,848	\$45,086	1.10
47-2073	Operating engineers and other construction equipment operators	190	34.17	\$18.96	\$39,447	2.56	\$12.45	\$16.19	\$19.27	\$22.37	\$24.39	\$25,905	\$33,675	\$40,072	\$46,530	\$50,722	1.26
47-2111	Electricians	390	17.52	\$26.30	\$54,695	4.16	\$13.03	\$20.46	\$27.50	\$31.28	\$37.03	\$27,110	\$42,549	\$57,201	\$65,070	\$77,023	1.47
47-2141	Painters, construction and maintenance	60	45.31	\$18.77	\$39,050	6.48	\$13.42	\$14.83	\$18.14	\$22.69	\$25.20	\$27,911	\$30,846	\$37,730	\$47,189	\$52,426	0.64
47-2151	Pipelayers	30	44.87	\$17.43	\$36,263	4.62	\$12.80	\$13.91	\$16.98	\$20.76	\$23.42	\$26,625	\$28,939	\$35,327	\$43,190	\$48,703	#
47-2152	Plumbers, pipefitters, and steamfitters	220	31.40	\$23.82	\$49,542	10.12	\$14.68	\$17.03	\$23.09	\$28.70	\$37.82	\$30,544	\$35,422	\$48,026	\$59,689	\$78,664	1.24
47-2181	Roofers	90	41.06	\$14.79	\$30,757	3.35	\$10.90	\$12.91	\$14.55	\$16.96	\$18.96	\$22,680	\$26,846	\$30,271	\$35,273	\$39,445	1.87
47-4011	Construction and building inspectors	40	13.16	\$26.20	\$54,491	7.56	\$16.21	\$21.27	\$25.93	\$33.11	\$36.83	\$33,717	\$44,232	\$53,941	\$68,865	\$76,610	1.00
47-4051	Highway maintenance workers	60	0.00	\$20.14	\$41,892	2.32	\$16.10	\$18.09	\$19.68	\$22.85	\$25.49	\$33,479	\$37,629	\$40,924	\$47,527	\$53,028	1.00
47-4071	Septic tank servicers and sewer pipe cleaners	40	25.18	\$18.71	\$38,922	6.10	\$14.02	\$16.09	\$18.32	\$21.32	\$24.34	\$29,154	\$33,466	\$38,110	\$44,347	\$50,635	3.28
49-0000	Installation, maintenance, and repair occupations	2,470	4.91	\$22.27	\$46,331	2.96	\$10.57	\$14.72	\$21.03	\$28.58	\$36.08	\$21,996	\$30,615	\$43,734	\$59,442	\$75,049	1.07
49-1011	First-line supervisors of mechanics, installers, and repairers	200	10.91	\$32.42	\$67,433	2.96	\$19.73	\$26.09	\$30.59	\$37.78	\$49.15	\$41,036	\$54,277	\$63,618	\$78,592	\$102,238	1.01
49-2011	Computer, automated teller, and office machine repairers	30	15.45	\$20.40	\$42,437	3.58	\$13.19	\$19.26	\$21.31	\$23.34	\$25.76	\$27,430	\$40,064	\$44,317	\$48,545	\$53,575	#
49-2022	Telecommunications equipment installers and repairers, except line installers	100	29.30	\$26.14	\$54,372	7.98	\$16.92	\$20.73	\$26.19	\$31.97	\$36.69	\$35,189	\$43,116	\$54,472	\$66,499	\$76,322	0.99
49-2092	Electric motor, power tool, and related repairers	#	#	\$22.80	\$47,431	20.13	\$9.40	\$17.03	\$22.73	\$27.67	\$30.15	\$19,550	\$35,413	\$47,282	\$57,550	\$62,722	#
49-2098	Security and fire alarm systems installers	#	#	\$21.76	\$45,254	10.58	\$15.72	\$16.82	\$18.66	\$26.49	\$32.64	\$32,690	\$34,987	\$38,815	\$55,090	\$67,897	#
49-3021	Automotive body and related repairers	30	36.98	\$17.87	\$37,176	7.46	\$11.38	\$14.18	\$17.61	\$21.51	\$24.84	\$23,673	\$29,491	\$36,625	\$44,735	\$51,658	0.57
49-3023	Automotive service technicians and mechanics	350	21.91	\$16.12	\$33,534	5.64	\$9.45	\$10.26	\$15.57	\$20.26	\$25.60	\$19,664	\$21,341	\$32,380	\$42,145	\$53,250	1.30
49-3031	Bus and truck mechanics and diesel engine specialists	110	14.65	\$25.53	\$53,103	4.84	\$14.27	\$19.68	\$25.46	\$32.65	\$36.96	\$29,688	\$40,929	\$52,951	\$67,921	\$76,872	1.01
49-3042	Mobile heavy equipment mechanics, except engines	20	38.58	\$20.84	\$43,341	4.71	\$16.31	\$17.81	\$20.63	\$23.78	\$25.01	\$33,927	\$37,044	\$42,907	\$49,453	\$52,020	#
49-3093	Tire repairers and changers	70	49.81	\$12.58	\$26,165	4.53	\$9.73	\$10.79	\$12.33	\$13.99	\$15.00	\$20,242	\$22,452	\$25,647	\$29,097	\$31,203	1.52

Data unavailable

Occupational Code	Occupational Title	Employment Estimate	Employment Percentage Relative Standard Error	Average Hourly Wage	Average Annual Wage	Wage Percentage Relative Standard Error	10th Percentile (Hourly)	25th Percentile (Hourly)	50th Percentile (Hourly)	75th Percentile (Hourly)	90th Percentile (Hourly)	10th Percentile (Annual)	25th Percentile (Annual)	50th Percentile (Annual)	75th Percentile (Annual)	90th Percentile (Annual)	Location Quotients
49-9012	Control and valve installers and repairers, except mechanical door	50	12.60	\$25.30	\$52,619	13.89	\$10.58	\$16.10	\$26.64	\$32.31	\$39.28	\$22,001	\$33,490	\$55,404	\$67,209	\$81,693	2.50
49-9021	Heating, air conditioning, and refrigeration mechanics and installers	50	13.37	\$23.21	\$48,280	3.76	\$15.47	\$20.03	\$23.33	\$27.34	\$30.20	\$32,173	\$41,670	\$48,532	\$56,875	\$62,815	0.40
49-9031	Home appliance repairers	40	28.73	\$12.45	\$25,890	12.32	\$9.48	\$10.15	\$11.34	\$14.88	\$17.58	\$19,715	\$21,119	\$23,578	\$30,956	\$36,574	2.65
49-9041	Industrial machinery mechanics	260	8.26	\$27.56	\$57,322	4.16	\$18.36	\$22.00	\$26.76	\$30.74	\$41.23	\$38,180	\$45,762	\$55,659	\$63,938	\$85,752	1.81
49-9043	Maintenance workers, machinery	10	35.71	\$20.04	\$41,688	6.95	\$12.19	\$16.62	\$18.94	\$24.72	\$28.37	\$25,347	\$34,565	\$39,387	\$51,411	\$59,017	#
49-9051	Electrical power-line installers and repairers	50	23.71	\$39.66	\$82,492	4.10	\$32.50	\$35.65	\$39.91	\$44.55	\$47.32	\$67,592	\$74,142	\$83,019	\$92,656	\$98,430	0.96
49-9052	Telecommunications line installers and repairers	20	17.42	\$27.64	\$57,481	4.37	\$19.94	\$24.02	\$27.35	\$32.02	\$37.26	\$41,480	\$49,957	\$56,884	\$66,606	\$77,494	#
49-9071	Maintenance and repair workers, general	680	7.12	\$19.54	\$40,645	5.74	\$10.32	\$12.45	\$17.74	\$24.43	\$33.22	\$21,458	\$25,889	\$36,898	\$50,805	\$69,099	1.20
49-9098	Helpers--installation, maintenance, and repair workers	20	27.96	\$14.51	\$30,185	8.58	\$9.39	\$12.62	\$15.29	\$17.38	\$18.63	\$19,536	\$26,255	\$31,793	\$36,140	\$38,742	#
49-9099	Installation, maintenance, and repair workers, all other	#	#	\$15.45	\$32,130	6.34	\$9.86	\$11.23	\$13.56	\$19.71	\$23.96	\$20,501	\$23,359	\$28,202	\$40,994	\$49,842	#
51-0000	Production occupations	3,300	4.98	\$21.23	\$44,156	3.16	\$11.71	\$15.22	\$19.74	\$24.66	\$33.47	\$24,354	\$31,657	\$41,068	\$51,287	\$69,608	0.87
51-1011	First-line supervisors of production and operating workers	180	8.45	\$38.60	\$80,291	3.93	\$23.24	\$28.21	\$35.97	\$47.61	\$59.13	\$48,337	\$58,681	\$74,817	\$99,033	\$122,991	0.70
51-2028	Electrical, electronic, and electromechanical assemblers, except coil winders, tapers, and finishers	#	#	\$16.98	\$35,327	2.46	\$12.07	\$13.42	\$15.73	\$18.54	\$27.14	\$25,096	\$27,919	\$32,724	\$38,570	\$56,456	#
51-2098	Assemblers and fabricators, all other, including team assemblers	#	#	\$16.74	\$34,824	3.25	\$12.91	\$14.28	\$16.38	\$18.39	\$21.43	\$26,851	\$29,695	\$34,080	\$38,256	\$44,585	#
51-3011	Bakers	120	32.87	\$14.39	\$29,924	7.38	\$9.50	\$10.40	\$14.42	\$17.82	\$19.53	\$19,766	\$21,638	\$30,001	\$37,056	\$40,629	1.58
51-3021	Butchers and meat cutters	#	#	\$16.22	\$33,733	4.23	\$10.38	\$12.06	\$16.13	\$19.75	\$23.34	\$21,588	\$25,089	\$33,560	\$41,086	\$48,539	#
51-3092	Food batchmakers	50	32.28	\$13.70	\$28,500	5.66	\$9.96	\$10.67	\$11.85	\$15.97	\$19.11	\$20,714	\$22,192	\$24,657	\$33,221	\$39,747	0.71
51-4031	Cutting, punching, and press machine setters, operators, and tenders, metal and plastic	20	22.68	\$17.80	\$37,015	10.17	\$12.82	\$13.71	\$15.34	\$22.45	\$24.21	\$26,665	\$28,520	\$31,917	\$46,703	\$50,348	#
51-4041	Machinists	190	16.76	\$20.35	\$42,331	1.54	\$14.81	\$17.28	\$20.48	\$23.37	\$26.70	\$30,799	\$35,934	\$42,600	\$48,600	\$55,538	1.18
51-4081	Multiple machine tool setters, operators, and tenders, metal and plastic	#	#	\$22.96	\$47,765	9.48	\$16.35	\$17.54	\$19.52	\$23.04	\$25.27	\$34,014	\$36,486	\$40,605	\$47,931	\$52,555	#
51-5112	Printing press operators	30	17.78	\$19.95	\$41,504	6.18	\$10.69	\$14.58	\$20.16	\$24.63	\$29.43	\$22,230	\$30,330	\$41,924	\$51,241	\$61,221	#
51-6011	Laundry and dry-cleaning workers	#	#	\$11.04	\$22,964	5.27	\$9.35	\$9.42	\$9.71	\$11.40	\$16.73	\$19,447	\$19,601	\$20,199	\$23,707	\$34,791	#
51-6021	Pressers, textile, garment, and related materials	#	#	\$11.60	\$24,118	3.09	\$9.45	\$10.09	\$11.26	\$12.83	\$14.54	\$19,665	\$20,977	\$23,421	\$26,689	\$30,245	#
51-6031	Sewing machine operators	10	35.58	\$12.23	\$25,445	6.56	\$10.06	\$10.97	\$12.38	\$13.68	\$14.46	\$20,935	\$22,825	\$25,753	\$28,461	\$30,086	#
51-8099	Plant and system operators, all other	#	#	\$19.91	\$41,404	12.84	\$10.22	\$11.30	\$18.22	\$27.73	\$31.19	\$21,262	\$23,506	\$37,902	\$57,674	\$64,884	#
51-9012	Separating, filtering, clarifying, precipitating, and still machine setters, operators, and tenders	#	#	\$19.51	\$40,590	4.94	\$14.89	\$16.32	\$18.58	\$22.81	\$25.67	\$30,965	\$33,949	\$38,640	\$47,441	\$53,386	#
51-9023	Mixing and blending machine setters, operators, and tenders	20	31.80	\$13.16	\$27,375	4.56	\$9.38	\$9.50	\$13.38	\$14.87	\$17.40	\$19,513	\$19,766	\$27,834	\$30,924	\$36,201	#
51-9061	Inspectors, testers, sorters, samplers, and weighers	240	5.32	\$24.62	\$51,200	3.56	\$16.68	\$20.53	\$23.54	\$28.80	\$35.63	\$34,690	\$42,693	\$48,955	\$59,894	\$74,119	1.06
51-9083	Ophthalmic laboratory technicians	10	36.81	\$17.86	\$37,157	9.27	\$11.83	\$13.14	\$15.57	\$18.16	\$19.97	\$24,607	\$27,327	\$32,389	\$37,776	\$41,547	#
51-9111	Packaging and filling machine operators and tenders	#	#	\$15.59	\$32,425	3.15	\$10.50	\$12.45	\$14.41	\$17.41	\$21.74	\$21,846	\$25,905	\$29,967	\$36,215	\$45,226	#
51-9122	Painters, transportation equipment	#	#	\$23.25	\$48,353	13.98	\$10.67	\$13.73	\$18.77	\$24.61	\$52.03	\$22,198	\$28,557	\$39,047	\$51,197	\$108,227	#
51-9198	Helpers--production workers	210	26.75	#	#	#	#	#	#	#	#	#	#	#	#	#	1.26
53-0000	Transportation and material moving occupations	3,160	5.72	\$17.77	\$36,972	4.13	\$9.49	\$10.87	\$16.57	\$22.01	\$27.89	\$19,730	\$22,607	\$34,474	\$45,777	\$58,019	0.75
53-1048	First-line supervisors of transportation and material moving workers, except aircraft cargo handling supervisors	100	7.24	\$32.86	\$68,352	3.72	\$17.86	\$23.36	\$32.10	\$40.33	\$52.14	\$37,140	\$48,589	\$66,760	\$83,881	\$108,457	0.63
53-3022	Bus drivers, school or special client	100	27.36	\$11.54	\$24,001	4.40	\$9.48	\$10.00	\$10.99	\$12.14	\$14.78	\$19,717	\$20,798	\$22,862	\$25,261	\$30,745	0.45
53-3031	Driver/sales workers	320	34.66	\$13.25	\$27,557	16.11	\$9.33	\$9.38	\$9.64	\$14.90	\$24.24	\$19,407	\$19,502	\$20,056	\$30,995	\$50,417	1.81
53-3032	Heavy and tractor-trailer truck drivers	480	9.94	\$21.05	\$43,787	4.54	\$14.89	\$16.62	\$18.74	\$24.96	\$30.54	\$30,978	\$34,571	\$38,982	\$51,913	\$63,522	0.65
53-3033	Light truck or delivery services drivers	370	13.99	\$16.35	\$33,999	6.03	\$9.48	\$10.71	\$15.42	\$19.14	\$24.24	\$19,711	\$22,270	\$32,064	\$39,819	\$50,416	1.01
53-3041	Taxi drivers and chauffeurs	40	3.61	\$10.89	\$22,659	3.86	\$9.41	\$9.83	\$10.61	\$11.38	\$12.67	\$19,582	\$20,456	\$22,064	\$23,673	\$26,349	0.51
53-3099	Motor vehicle operators, all other	#	#	\$11.82	\$24,593	14.60	\$9.36	\$9.45	\$9.61	\$11.34	\$19.75	\$19,463	\$19,647	\$19,980	\$23,595	\$41,085	#
53-6031	Automotive and watercraft service attendants	70	20.71	\$13.11	\$27,279	2.88	\$10.00	\$10.72	\$11.97	\$15.67	\$17.98	\$20,800	\$22,300	\$24,891	\$32,602	\$37,395	1.31
53-7051	Industrial truck and tractor operators	180	14.95	\$18.48	\$38,438	3.26	\$11.55	\$14.47	\$19.25	\$22.50	\$24.28	\$24,029	\$30,097	\$40,033	\$46,794	\$50,511	0.75
53-7061	Cleaners of vehicles and equipment	120	23.35	\$11.26	\$23,428	4.39	\$9.39	\$9.56	\$10.13	\$12.12	\$14.50	\$19,528	\$19,883	\$21,075	\$25,210	\$30,154	0.76

Data unavailable

Occupational Code	Occupational Title	Employment Estimate	Employment Percentage Relative Standard Error	Average Hourly Wage	Average Annual Wage	Wage Percentage Relative Standard Error	10th Percentile (Hourly)	25th Percentile (Hourly)	50th Percentile (Hourly)	75th Percentile (Hourly)	90th Percentile (Hourly)	10th Percentile (Annual)	25th Percentile (Annual)	50th Percentile (Annual)	75th Percentile (Annual)	90th Percentile (Annual)	Location Quotients
53-7062	Laborers and freight, stock, and material movers, hand	800	10.48	\$16.92	\$35,203	7.52	\$9.87	\$11.42	\$17.61	\$22.18	\$24.18	\$20,533	\$23,763	\$36,619	\$46,140	\$50,293	0.70
53-7064	Packers and packagers, hand	120	3.04	\$14.99	\$31,180	4.45	\$9.41	\$9.65	\$16.67	\$18.34	\$19.34	\$19,580	\$20,072	\$34,669	\$38,140	\$40,223	0.40
53-7121	Tank car, truck, and ship loaders	10	26.72	#	#	#	#	#	#	#	#	#	#	#	#	#	#

Data unavailable

Occupational Code	Occupational Title	Employment Estimate	Employment Percentage Relative Standard Error	Average Hourly Wage	Average Annual Wage	Wage Percentage Relative Standard Error	10th Percentile (Hourly)	25th Percentile (Hourly)	50th Percentile (Hourly)	75th Percentile (Hourly)	90th Percentile (Hourly)	10th Percentile (Annual)	25th Percentile (Annual)	50th Percentile (Annual)	75th Percentile (Annual)	90th Percentile (Annual)	Location Quotients
00-0000	Total all occupations	66,870	2.86	\$18.93	\$39,383	1.39	\$9.52	\$10.94	\$15.12	\$22.17	\$31.78	\$19,796	\$22,764	\$31,439	\$46,112	\$66,097	1.00
11-0000	Management occupations	2,250	4.58	\$38.86	\$80,838	2.49	\$15.98	\$23.35	\$33.38	\$45.57	\$69.00	\$33,247	\$48,560	\$69,427	\$94,777	\$143,527	0.66
11-1011	Chief executives	70	13.82	\$48.17	\$100,188	4.15	\$31.77	\$36.08	\$45.71	\$57.63	\$68.11	\$66,077	\$75,056	\$95,070	\$119,869	\$141,672	0.73
11-1021	General and operations managers	870	9.46	\$40.00	\$83,202	5.45	\$12.98	\$19.16	\$31.35	\$47.90	\$79.00	\$27,001	\$39,858	\$65,218	\$99,626	\$164,318	0.83
11-1031	Legislators	110	5.80	#	\$44,033	3.30	#	#	#	#	#	\$20,060	\$41,780	\$46,392	\$51,007	\$58,750	4.47
11-3011	Administrative services managers	40	11.21	\$31.84	\$66,230	2.56	\$23.47	\$26.10	\$30.38	\$36.47	\$43	\$48,818	\$54,295	\$63,185	\$75,857	\$89,012	0.29
11-3021	Computer and information systems managers	30	12.15	\$40.32	\$83,874.00	\$3.27	\$32.45	\$34.71	\$38.49	\$45.70	\$51.55	\$67,498.00	\$72,206.00	\$80,051.00	\$95,057.00	\$107,223.00	#
11-3031	Financial managers	90	22.70	\$52.83	\$109,881	6.60	\$26.16	\$34.18	\$53.28	\$69.90	\$77.95	\$54,422	\$71,093	\$110,823	\$145,402	\$162,141	0.34
11-3051	Industrial production managers	40	35.58	\$49.42	\$102,790	5.49	\$30.32	\$39.82	\$46.25	\$55.24	\$67.99	\$63,070	\$82,830	\$96,208	\$114,895	\$141,423	0.55
11-3121	Human resources managers	10	32.09	\$39.31	\$81,756	10.88	\$22.75	\$26.26	\$30.42	\$52.12	\$67.74	\$47,330	\$54,623	\$63,263	\$108,407	\$140,904	#
11-9021	Construction managers	80	27.37	\$34.98	\$72,749	3.94	\$23.65	\$29.27	\$36.14	\$41.14	\$46.19	\$49,184	\$60,876	\$75,172	\$85,579	\$96,076	0.64
11-9031	Education administrators, preschool and childcare center/program	30	2.45	\$22.79	\$47,412	2.32	\$15.10	\$18.72	\$22.22	\$25.41	\$33.11	\$31,398	\$38,929	\$46,215	\$52,855	\$68,870	#
11-9032	Education administrators, elementary and secondary school	210	4.40	#	\$69,207	2.78	#	#	#	#	#	\$46,130	\$57,280	\$70,498	\$81,156	\$93,963	1.79
11-9051	Food service managers	10	48.37	\$21.74	\$45,216	8.74	\$16.37	\$17.59	\$19.62	\$24.82	\$30.96	\$34,050	\$36,586	\$40,812	\$51,632	\$64,405	#
11-9081	Lodging managers	#	#	\$18.84	\$39,188	27.01	\$12.81	\$13.45	\$14.50	\$15.55	\$36.61	\$26,654	\$27,967	\$30,157	\$32,346	\$76,157	#
11-9111	Medical and health services managers	180	10.09	\$42.07	\$87,513	4.66	\$25.30	\$29.71	\$37.60	\$47.65	\$60.11	\$52,627	\$61,803	\$78,218	\$99,113	\$125,026	1.11
11-9121	Natural sciences managers	10	0.00	\$47.44	\$98,668	2.18	\$39.32	\$41.06	\$45.35	\$53.64	\$58.84	\$81,790	\$85,394	\$94,328	\$111,561	\$122,383	#
11-9131	Postmasters and mail superintendents	50	0.00	\$29.20	\$60,743	1.08	\$16.50	\$25.52	\$30.71	\$34.44	\$36.70	\$34,322	\$53,076	\$63,887	\$71,640	\$76,334	7.79
11-9141	Property, real estate, and community association managers	20	42.40	#	#	#	#	#	#	#	#	#	#	#	#	#	#
11-9151	Social and community service managers	90	9.58	\$32.16	\$66,892	3.44	\$21.53	\$25.33	\$30.37	\$38.77	\$45.32	\$44,782	\$52,686	\$63,168	\$80,645	\$94,272	1.41
11-9161	Emergency management directors	20	16.78	\$23.65	\$49,200	8.36	\$9.42	\$16.44	\$22.44	\$27.04	\$33.26	\$19,595	\$34,189	\$46,678	\$56,236	\$69,184	#
11-9199	Managers, all other	110	6.40	\$38.32	\$79,701	4.31	\$16.82	\$23.69	\$34.97	\$53.95	\$62.64	\$34,992	\$49,269	\$72,731	\$112,221	\$130,288	0.55
13-0000	Business and financial operations occupations	2,150	6.73	\$29.03	\$60,378	2.57	\$14.34	\$19.69	\$25.87	\$35.09	\$46.06	\$29,827	\$40,949	\$53,807	\$72,989	\$95,805	0.61
13-1020	Buyers and purchasing agents	60	15.06	\$25.63	\$53,301	4.10	\$13.91	\$18.29	\$24.22	\$30.74	\$38.43	\$28,923	\$38,049	\$50,381	\$63,945	\$79,934	0.30
13-1031	Claims adjusters, examiners, and investigators	30	22.89	\$32.40	\$67,402	8.08	\$21.65	\$23.93	\$32.80	\$37.63	\$48.75	\$45,025	\$49,770	\$68,225	\$78,262	\$101,403	#
13-1041	Compliance officers, except agriculture, construction, health and safety, and transportation	130	12.43	\$24.10	\$50,130	4.63	\$10.99	\$15.41	\$24.03	\$30.31	\$38.16	\$22,861	\$32,050	\$49,975	\$63,040	\$79,372	0.99
13-1051	Cost estimators	60	44.20	\$31.29	\$65,085	13.91	\$14.32	\$21.22	\$32.88	\$42.28	\$47.26	\$29,783	\$44,128	\$68,393	\$87,933	\$98,294	0.56
13-1071	Human resources specialists	150	9.69	\$28.27	\$58,797	2.75	\$15.57	\$19.96	\$26.97	\$35.57	\$45.17	\$32,377	\$41,508	\$56,098	\$73,987	\$93,960	0.59
13-1081	Logisticians	10	6.00	\$22.46	\$46,721	7.46	\$16.13	\$17.35	\$19.46	\$23.53	\$29.17	\$33,555	\$36,081	\$40,474	\$48,940	\$60,669	#
13-1111	Management analysts	20	33.67	\$28.84	\$59,981	7.75	\$16.69	\$18.35	\$24.14	\$38.58	\$44.29	\$34,715	\$38,167	\$50,219	\$80,250	\$92,124	#
13-1131	Fundraisers	10	48.02	\$23.58	\$49,050	6.84	\$14.54	\$21.02	\$23.63	\$27.06	\$30.48	\$30,247	\$43,724	\$49,159	\$56,276	\$63,397	#
13-1141	Compensation, benefits, and job analysis specialists	10	13.13	\$16.28	\$33,861	21.46	\$10.34	\$11.57	\$13.31	\$14.95	\$33.43	\$21,505	\$24,064	\$27,693	\$31,105	\$69,536	#
13-1151	Training and development specialists	60	19.80	\$26.09	\$54,265	6.95	\$13.80	\$18.34	\$25.89	\$32.01	\$40.66	\$28,694	\$38,158	\$53,861	\$66,573	\$84,574	0.47
13-1161	Market research analysts and marketing specialists	120	20.42	\$31.19	\$64,873	9.08	\$17.53	\$22.14	\$27.78	\$35.13	\$62.57	\$36,453	\$46,041	\$57,785	\$73,079	\$130,146	0.43
13-1199	Business operations specialists, all other	510	15.66	\$29.38	\$61,112	6.69	\$13.84	\$19.67	\$24.78	\$33.78	\$45.65	\$28,793	\$40,923	\$51,537	\$70,262	\$94,943	1.08
13-2011	Accountants and auditors	480	13.77	\$27.22	\$56,611	2.48	\$16.67	\$20.00	\$25.62	\$33.11	\$39.91	\$34,682	\$41,597	\$53,296	\$68,866	\$83,015	0.82
13-2021	Appraisers and assessors of real estate	100	18.54	\$18.48	\$38,435	10.18	\$9.37	\$13.13	\$16.43	\$21.75	\$27.98	\$19,490	\$27,315	\$34,179	\$45,240	\$58,197	3.79
13-2051	Financial analysts	#	#	\$41.97	\$87,300	8.19	\$29.46	\$36.10	\$41.45	\$46.47	\$55.62	\$61,285	\$75,081	\$86,220	\$96,664	\$115,683	#
13-2061	Financial examiners	#	#	\$34.84	\$72,463	11.78	\$20.39	\$23.82	\$36.49	\$43.68	\$47.83	\$42,419	\$49,547	\$75,889	\$90,863	\$99,477	#
13-2072	Loan officers	260	16.24	\$35.70	\$74,255	4.10	\$20.93	\$25.80	\$33.12	\$43.81	\$57.47	\$43,537	\$53,658	\$68,891	\$91,123	\$119,539	1.82
13-2082	Tax preparers	#	#	\$12.34	\$25,670.00	\$13.29	\$10.00	\$10.45	\$11.20	\$11.95	\$21.11	\$20,806.00	\$21,740.00	\$23,297.00	\$24,866.00	\$43,901.00	#
13-2099	Financial specialists, all other	30	40.72	\$22.78	\$47,382	5.35	\$16.33	\$17.68	\$20.80	\$26.89	\$30.14	\$33,969	\$36,767	\$43,261	\$55,923	\$62,682	#
15-0000	Computer and mathematical occupations	450	9.60	\$28.34	\$58,948	3.70	\$15.69	\$19.46	\$24.14	\$36.33	\$46.31	\$32,641	\$40,471	\$50,205	\$75,572	\$96,319	0.22
15-1121	Computer systems analysts	30	45.03	\$49.50	\$102,962	7.52	\$30.75	\$35.92	\$46.45	\$57.65	\$86.01	\$63,951	\$74,706	\$96,607	\$119,921	\$178,904	#
15-1132	Software developers, applications	20	42.58	#	#	#	#	#	#	#	#	#	#	#	#	#	#
15-1134	Web developers	20	19.91	\$25.42	\$52,864	12.75	\$13.22	\$19.58	\$23.41	\$30.67	\$43.45	\$27,494	\$40,730	\$48,696	\$63,785	\$90,376	#
15-1141	Database administrators	#	#	\$41.82	\$86,990	11.52	\$21.36	\$35.36	\$44.02	\$50.68	\$58.89	\$44,425	\$73,553	\$91,565	\$105,415	\$122,483	#
15-1142	Network and computer systems administrators	130	12.43	\$29.20	\$60,730	2.89	\$20.02	\$22.43	\$27.54	\$35.54	\$42.83	\$41,645	\$46,645	\$57,277	\$73,920	\$89,083	0.72
15-1151	Computer user support specialists	150	9.50	\$20.97	\$43,616	2.90	\$14.02	\$16.67	\$19.80	\$23.54	\$29.17	\$29,172	\$34,671	\$41,178	\$48,971	\$65,457	0.52
15-1152	Computer network support specialists	10	34.65	\$19.02	\$39,562	6.63	\$15.65	\$16.53	\$18.01	\$20.62	\$25.39	\$32,546	\$34,390	\$37,464	\$42,889	\$52,805	#

Data unavailable

Occupational Code	Occupational Title	Employment Estimate	Employment Percentage Relative Standard Error	Average Hourly Wage	Average Annual Wage	Wage Percentage Relative Standard Error	10th Percentile (Hourly)	25th Percentile (Hourly)	50th Percentile (Hourly)	75th Percentile (Hourly)	90th Percentile (Hourly)	10th Percentile (Annual)	25th Percentile (Annual)	50th Percentile (Annual)	75th Percentile (Annual)	90th Percentile (Annual)	Location Quotients
15-1199	Computer occupations, all other	20	29.96	\$35.08	\$72,974	5.15	\$16.09	\$33.20	\$38.54	\$42.46	\$45.82	\$33,471	\$69,061	\$80,168	\$88,313	\$95,306	#
17-0000	Architecture and engineering occupations	330	11.91	\$41.82	\$86,977	4.87	\$19.76	\$25.22	\$36.41	\$53.35	\$70.41	\$41,094	\$52,449	\$75,739	\$110,971	\$146,455	0.28
17-1022	Surveyors	20	21.05	\$24.72	\$51,408	4.24	\$19.86	\$21.59	\$24.45	\$28.55	\$31.13	\$41,302	\$44,912	\$50,847	\$59,387	\$64,750	#
17-2051	Civil engineers	50	10.17	\$39.85	\$82,898	2.43	\$28.12	\$31.09	\$40.89	\$46.53	\$53.63	\$58,494	\$64,658	\$85,047	\$96,777	\$111,559	0.37
17-2071	Electrical engineers	20	17.16	\$41.75	\$86,847	5.26	\$26.00	\$35.64	\$43.41	\$48.46	\$56.08	\$54,073	\$74,141	\$90,293	\$100,807	\$116,653	#
17-2112	Industrial engineers	10	24.71	\$45.17	\$93,959	7.16	\$32.81	\$36.22	\$44.93	\$54.87	\$60.50	\$68,238	\$75,337	\$93,451	\$114,132	\$125,832	#
17-2141	Mechanical engineers	10	22.34	\$41.05	\$85,387	9.37	\$26.89	\$29.91	\$40.21	\$52.36	\$59.55	\$55,935	\$62,215	\$83,627	\$108,908	\$123,863	#
17-2171	Petroleum engineers	#	#	\$86.28	\$179,458	5.98	\$50.73	\$60.64	\$76.00	#	#	\$105,520	\$126,126	\$158,088	#	#	#
17-3022	Civil engineering technicians	10	17.45	\$25.07	\$52,151	5.80	\$13.82	\$21.12	\$23.77	\$31.46	\$35.42	\$28,749	\$43,926	\$49,444	\$65,445	\$73,679	#
17-3031	Surveying and mapping technicians	20	28.73	\$22.82	\$47,461.00	\$3.23	\$16.71	\$19.98	\$22.12	\$24.24	\$32.73	\$34,760.00	\$41,561.00	\$46,007.00	\$50,427.00	\$68,071.00	#
19-0000	Life, physical, and social science occupations	510	7.05	\$27.56	\$57,321	1.82	\$14.11	\$19.14	\$26.32	\$34.60	\$40.57	\$29,356	\$39,808	\$54,740	\$71,976	\$84,385	0.95
19-1013	Soil and plant scientists	30	34.45	\$26.59	\$55,302	10.06	\$14.23	\$17.92	\$24.72	\$32.81	\$37.92	\$29,597	\$37,275	\$51,426	\$68,235	\$78,879	4.57
19-1023	Zoologists and wildlife biologists	50	0.00	\$33.03	\$68,712	1.49	\$27.85	\$28.61	\$31.71	\$35.74	\$41.03	\$57,926	\$59,514	\$65,946	\$74,337	\$85,344	5.90
19-1029	Biological scientists, all other	20	0.00	\$28.07	\$58,387	2.11	\$12.57	\$20.87	\$30.30	\$34.73	\$37.63	\$26,152	\$43,404	\$63,034	\$72,244	\$78,264	#
19-1031	Conservation scientists	70	15.40	\$30.74	\$63,937	1.57	\$21.98	\$24.73	\$30.30	\$36.67	\$39.33	\$45,714	\$51,437	\$63,032	\$76,269	\$81,798	7.15
19-2041	Environmental scientists and specialists, including health	#	#	\$26.13	\$54,360	15.67	\$16.51	\$18.42	\$22.30	\$36.90	\$40.61	\$34,333	\$38,305	\$46,377	\$76,755	\$84,469	#
19-2042	Geoscientists, except hydrologists and geographers	20	35.80	\$43.22	\$89,907	12.22	\$30.89	\$34.18	\$37.62	\$45.90	\$80.28	\$64,259	\$71,101	\$78,259	\$95,464	\$166,979	#
19-2043	Hydrologists	#	#	\$30.83	\$64,122	6.56	\$18.32	\$24.46	\$32.25	\$36.95	\$39.71	\$38,099	\$50,877	\$67,089	\$76,849	\$82,588	#
19-3031	Clinical, counseling, and school psychologists	20	0.00	\$38.91	\$80,936	3.86	\$11.70	\$28.39	\$38.48	\$44.44	\$48.74	\$24,344	\$59,056	\$80,035	\$92,433	\$101,374	#
19-3051	Urban and regional planners	#	#	\$21.24	\$44,173	4.85	\$13.33	\$15.01	\$18.43	\$23.95	\$36.32	\$27,726	\$31,224	\$38,328	\$49,816	\$75,544	#
19-4021	Biological technicians	50	0.00	\$19.26	\$40,065	1.50	\$10.25	\$15.79	\$20.53	\$21.99	\$25.99	\$21,313	\$32,844	\$42,692	\$45,734	\$54,053	1.51
19-4041	Geological and petroleum technicians	20	23.06	#	#	#	#	#	#	#	#	#	#	#	#	#	#
19-4091	Environmental science and protection technicians, including health	#	#	\$25.86	\$53,789	2.98	\$20.26	\$22.79	\$24.54	\$27.58	\$33.02	\$42,138	\$47,394	\$51,033	\$57,360	\$68,684	#
19-4093	Forest and conservation technicians	80	0.00	\$18.62	\$38,721	1.18	\$12.58	\$14.11	\$15.80	\$22.29	\$27.44	\$26,158	\$29,356	\$32,861	\$46,368	\$57,069	5.79
21-0000	Community and social services occupations	2,030	5.47	\$19.31	\$40,164	2.56	\$10.20	\$12.80	\$18.06	\$24.04	\$29.72	\$21,211	\$26,621	\$37,575	\$50,001	\$61,808	2.07
21-1012	Educational, guidance, school, and vocational counselors	210	16.00	\$20.02	\$41,645	3.10	\$13.83	\$16.74	\$19.54	\$23.60	\$27.76	\$28,767	\$34,826	\$40,653	\$49,084	\$57,734	1.64
21-1015	Rehabilitation counselors	110	40.02	\$16.29	\$33,875	4.52	\$9.53	\$10.42	\$12.33	\$19.98	\$26.53	\$19,819	\$21,665	\$25,640	\$41,560	\$55,189	2.28
21-1018	Substance abuse, behavioral disorder, and mental health counselors	260	16.35	\$23.71	\$49,308	3.19	\$15.95	\$18.81	\$24.05	\$28.53	\$31.60	\$33,177	\$39,133	\$50,019	\$59,344	\$65,731	2.29
21-1021	Child, family, and school social workers	330	14.49	\$19.74	\$41,069	4.35	\$11.36	\$14.35	\$18.92	\$23.31	\$30.69	\$23,635	\$29,843	\$39,363	\$48,480	\$63,830	2.30
21-1022	Healthcare social workers	90	18.62	\$20.96	\$43,587	8.98	\$11.20	\$15.37	\$18.50	\$27.21	\$31.30	\$23,295	\$31,963	\$38,484	\$56,594	\$65,104	1.15
21-1029	Social workers, all other	80	15.32	\$18.91	\$39,339	2.97	\$12.43	\$15.49	\$17.58	\$21.60	\$28.72	\$25,856	\$32,214	\$36,572	\$44,932	\$59,738	3.11
21-1091	Health educators	30	15.92	\$21.31	\$44,322	7.27	\$9.58	\$16.14	\$21.23	\$27.30	\$30.79	\$19,927	\$33,563	\$44,155	\$56,784	\$64,038	1.10
21-1093	Social and human service assistants	190	7.55	\$17.34	\$36,069	5.98	\$9.61	\$12.53	\$15.07	\$18.60	\$22.86	\$19,980	\$26,057	\$31,340	\$38,698	\$47,552	1.06
21-1094	Community health workers	110	21.67	\$15.57	\$32,391	3.10	\$10.39	\$11.76	\$15.06	\$18.84	\$22.58	\$21,609	\$24,451	\$31,323	\$39,177	\$46,977	4.29
21-1099	Community and social service specialists, all other	320	22.14	\$14.84	\$30,860	5.53	\$9.41	\$10.06	\$11.72	\$17.89	\$25.64	\$19,582	\$20,931	\$24,376	\$37,217	\$53,337	6.70
21-2011	Clergy	#	#	\$20.26	\$42,138	9.46	\$16.14	\$17.05	\$18.56	\$24.17	\$28.63	\$33,564	\$35,454	\$38,604	\$50,266	\$59,557	#
23-0000	Legal occupations	410	15.44	\$36.02	\$74,921.00	5.78	\$14.58	\$21.41	\$28.55	\$41.87	\$74.51	\$30,316.00	\$44,534.00	\$59,376.00	\$87,094.00	\$154,989.00	0.80
23-1011	Lawyers	#	#	\$41.78	\$86,904	10.34	\$24.74	\$27.99	\$34.64	\$51.04	\$64.24	\$51,450	\$58,219	\$72,059	\$106,170	\$133,629	#
23-1023	Judges, magistrate judges, and magistrates	60	16.96	\$68.44	\$142,355	1.64	\$41.52	\$67.08	\$74.51	\$77.85	\$77.86	\$86,367	\$139,536	\$154,990	\$161,929	\$161,942	4.68
23-2011	Paralegals and legal assistants	80	34.56	\$20.07	\$41,753	5.23	\$12.49	\$15.12	\$18.78	\$25.11	\$29.46	\$25,972	\$31,443	\$39,066	\$52,223	\$61,273	0.62
23-2091	Court reporters	10	0.00	\$28.31	\$58,882	2.09	\$22.02	\$22.84	\$24.04	\$35.10	\$36.50	\$45,810	\$47,508	\$50,000	\$73,003	\$75,914	#
23-2093	Title examiners, abstractors, and searchers	60	48.93	\$24.44	\$50,827	8.45	\$19.16	\$20.50	\$22.67	\$28.49	\$36.01	\$39,861	\$42,645	\$47,156	\$59,258	\$74,902	2.25
23-2099	Legal support workers, all other	50	29.13	\$23.53	\$48,935	2.20	\$12.75	\$16.44	\$22.95	\$28.93	\$33.43	\$26,528	\$34,193	\$47,739	\$60,178	\$69,529	2.51
25-0000	Education, training, and library occupations	5,440	2.34	\$18.59	\$38,677	2.46	\$10.78	\$14.15	\$17.98	\$22.43	\$27.14	\$22,417	\$29,425	\$37,397	\$46,654	\$56,446	1.33
25-1011	Business teachers, postsecondary	50	17.56	#	\$63,985	7.69	#	#	#	#	#	\$34,978	\$47,817	\$65,612	\$77,838	\$95,331	1.33
25-1194	Vocational education teachers, postsecondary	130	8.06	\$26.13	\$54,341	3.59	\$18.88	\$24.16	\$27.14	\$28.43	\$31.62	\$39,278	\$50,249	\$56,454	\$59,128	\$65,778	2.42
25-2011	Preschool teachers, except special education	260	11.40	\$14.59	\$30,349.00	\$3.31	\$10.32	\$12.53	\$14.24	\$16.83	\$18.91	\$21,466.00	\$26,070.00	\$29,621.00	\$35,012.00	\$39,340.00	1.33
25-2012	Kindergarten teachers, except special education	170	2.52	#	\$40,186	5.01	#	#	#	#	#	\$29,913	\$34,108	\$38,549	\$46,135	\$51,534	2.62
25-2021	Elementary school teachers, except special education	1,160	1.29	#	\$41,214	2.01	#	#	#	#	#	\$32,239	\$35,193	\$40,205	\$47,305	\$52,149	1.75

Data unavailable

Occupational Code	Occupational Title	Employment Estimate	Employment Percentage Relative Standard Error	Average Hourly Wage	Average Annual Wage	Wage Percentage Relative Standard Error	10th Percentile (Hourly)	25th Percentile (Hourly)	50th Percentile (Hourly)	75th Percentile (Hourly)	90th Percentile (Hourly)	10th Percentile (Annual)	25th Percentile (Annual)	50th Percentile (Annual)	75th Percentile (Annual)	90th Percentile (Annual)	Location Quotients
25-2022	Middle school teachers, except special and career/technical educa	500	6.64	#	\$40,941	3.36	#	#	#	#	#	\$31,216	\$34,634	\$39,718	\$47,458	\$54,024	1.70
25-2023	Career/technical education teachers, middle school	10	11.69	#	\$43,758	4.11	#	#	#	#	#	\$36,312	\$41,506	\$44,890	\$48,273	\$50,303	#
25-2031	Secondary school teachers, except special and career/technical ed	810	8.07	#	\$40,418	1.93	#	#	#	#	#	\$31,338	\$34,753	\$39,880	\$46,735	\$51,097	1.69
25-2032	Career/technical education teachers, secondary school	70	10.36	#	\$43,802	5.04	#	#	#	#	#	\$32,655	\$35,415	\$40,093	\$49,464	\$63,520	1.91
25-2051	Special education teachers, preschool	20	2.15	#	\$39,453	2.80	#	#	#	#	#	\$32,869	\$35,101	\$38,821	\$44,711	\$49,047	#
25-2052	Special education teachers, kindergarten and elementary school	170	3.70	#	\$41,569	2.25	#	#	#	#	#	\$32,952	\$35,697	\$40,385	\$47,091	\$51,238	2.00
25-2053	Special education teachers, middle school	60	7.17	#	\$41,751	4.78	#	#	#	#	#	\$32,918	\$35,437	\$39,622	\$47,471	\$56,548	1.40
25-2054	Special education teachers, secondary school	90	10.41	#	\$40,754	3.37	#	#	#	#	#	\$32,794	\$34,986	\$38,640	\$45,678	\$52,981	1.40
25-3011	Adult basic and secondary education and literacy teachers and ins	40	31.00	\$15.04	\$31,275	4.88	\$10.11	\$11.43	\$14.75	\$17.77	\$19.57	\$21,020	\$23,775	\$30,685	\$36,957	\$40,706	1.42
25-3021	Self-enrichment education teachers	#	#	\$14.93	\$31,051	4.96	\$9.36	\$10.90	\$14.40	\$18.60	\$22.08	\$19,459	\$22,668	\$29,948	\$38,687	\$45,923	#
25-3097	Teachers and instructors, all other, except substitute teachers	90	48.40	#	\$33,202	6.20	#	#	#	#	#	\$19,631	\$20,068	\$33,112	\$40,701	\$55,009	0.63
25-4021	Librarians	50	11.76	\$25.44	\$52,923	4.04	\$15.60	\$18.37	\$26.02	\$30.10	\$37.15	\$32,456	\$38,205	\$54,122	\$62,611	\$77,271	0.77
25-4031	Library technicians	150	4.59	\$13.74	\$28,583	3.19	\$9.66	\$11.06	\$13.47	\$15.86	\$18.56	\$20,090	\$23,005	\$28,028	\$32,992	\$38,610	3.44
25-9031	Instructional coordinators	50	16.19	\$25.09	\$52,191	4.51	\$14.38	\$18.06	\$23.07	\$33.23	\$35.84	\$29,921	\$37,569	\$47,985	\$69,124	\$74,555	0.74
25-9041	Teacher assistants	1,040	4.79	#	\$25,019	1.98	#	#	#	#	#	\$19,941	\$21,304	\$23,729	\$27,812	\$31,614	1.70
25-9099	Education, training, and library workers, all other	50	18.68	\$20.46	\$42,558	4.81	\$15.03	\$16.84	\$20.44	\$23.81	\$27.83	\$31,259	\$35,023	\$42,520	\$49,532	\$57,893	1.01
27-0000	Arts, design, entertainment, sports, and media occupations	520	8.32	\$18.91	\$39,327	7.30	\$9.93	\$11.99	\$16.61	\$21.11	\$29.02	\$20,656	\$24,946	\$34,551	\$43,903	\$60,354	0.57
27-1019	Artists and related workers, all other	10	18.68	\$17.91	\$37,248	5.35	\$15.79	\$15.79	\$15.93	\$19.48	\$20.53	\$32,847	\$32,853	\$33,135	\$40,509	\$42,701	#
27-1023	Floral designers	40	22.08	\$11.74	\$24,416	7.34	\$9.44	\$9.96	\$10.86	\$11.77	\$15.32	\$19,636	\$20,718	\$22,598	\$24,479	\$31,873	2.05
27-1024	Graphic designers	20	24.59	\$19.42	\$40,394	17.72	\$10.24	\$11.29	\$17.18	\$21.19	\$24.73	\$21,303	\$23,488	\$35,739	\$44,082	\$51,442	#
27-2022	Coaches and scouts	120	18.33	#	\$40,049	4.86	#	#	#	#	#	\$23,578	\$32,722	\$37,791	\$46,502	\$57,439	1.07
27-3031	Public relations specialists	40	17.12	\$20.68	\$43,012	6.14	\$10.28	\$14.86	\$21.23	\$23.91	\$30.04	\$21,387	\$30,918	\$44,149	\$49,735	\$62,487	0.33
27-3041	Editors	40	14.60	\$23.31	\$48,484	23.26	\$10.37	\$11.60	\$26.14	\$32.76	\$36.32	\$21,572	\$24,125	\$54,373	\$68,132	\$75,542	0.83
27-3091	Interpreters and translators	20	11.05	\$20.71	\$43,087	4.99	\$14.70	\$16.13	\$17.83	\$21.10	\$34.70	\$30,567	\$33,540	\$37,096	\$43,893	\$72,185	#
29-0000	Healthcare practitioners and technical occupations	4,300	10.18	\$32.88	\$68,389	3.31	\$13.42	\$18.48	\$27.42	\$36.61	\$55.05	\$27,906	\$38,430	\$57,028	\$76,147	\$114,514	1.08
29-1021	Dentists, general	50	33.45	\$81.87	\$170,288	24.73	\$35.37	\$53.93	\$68.75	#	#	\$73,564	\$112,177	\$142,999	#	#	0.88
29-1031	Dietitians and nutritionists	40	19.99	\$23.17	\$48,183	5.40	\$15.45	\$17.06	\$21.71	\$29.18	\$34.94	\$32,127	\$35,488	\$45,153	\$60,690	\$72,683	1.22
29-1041	Optometrists	#	#	\$37.09	\$77,148	26.90	\$12.60	\$13.88	\$40.96	\$46.76	\$50.37	\$26,212	\$28,870	\$85,199	\$97,270	\$104,773	#
29-1051	Pharmacists	120	11.60	\$59.12	\$122,962.00	\$1.84	\$49.14	\$54.00	\$60.25	\$68.69	\$75.66	\$102,203.00	\$112,318.00	\$125,315.00	\$142,878.00	\$157,371.00	0.81
29-1062	Family and general practitioners	150	15.48	\$109.59	\$227,953	7.62	\$47.91	\$85.43	#	#	#	\$99,661	\$177,688	#	#	#	2.45
29-1063	Internists, general	#	#	\$123.06	\$255,970	9.99	\$78.83	\$93.74	#	#	#	\$163,972	\$194,983	#	#	#	#
29-1069	Physicians and surgeons, all other	#	#	\$63.24	\$131,541	25.46	\$40.30	\$42.47	\$46.10	\$49.72	#	\$83,819	\$88,341	\$95,879	\$103,416	#	#
29-1071	Physician assistants	80	17.88	\$54.57	\$113,504	5.39	\$40.97	\$45.08	\$53.07	\$66.51	\$74.78	\$85,223	\$93,765	\$110,376	\$138,351	\$155,552	1.56
29-1122	Occupational therapists	50	15.83	\$41.89	\$87,135	2.74	\$25.26	\$38.84	\$44.01	\$48.97	\$55	\$52,543	\$80,790	\$91,550	\$101,848	\$115,080	0.84
29-1123	Physical therapists	100	18.32	\$43.42	\$90,308	2.68	\$22.96	\$33.11	\$43.07	\$52.08	\$67.72	\$47,747	\$68,872	\$89,583	\$108,323	\$140,863	0.94
29-1126	Respiratory therapists	50	17.56	\$25.72	\$53,492	3.42	\$19.60	\$21.42	\$24.36	\$30.04	\$35.85	\$40,767	\$44,556	\$50,678	\$62,489	\$74,569	0.89
29-1127	Speech-language pathologists	40	19.04	\$36.76	\$76,459	1.89	\$24.02	\$27.79	\$34.73	\$42.52	\$58.04	\$49,964	\$57,796	\$72,248	\$88,434	\$120,722	0.55
29-1131	Veterinarians	50	36.08	\$28.43	\$59,137	11.35	\$16.35	\$18.49	\$27.83	\$34	\$42	\$34,013	\$38,464	\$57,883	\$71,598	\$87,624	1.47
29-1141	Registered nurses	1,410	13.85	\$30.58	\$63,609	1.42	\$23.89	\$26.46	\$30	\$35	\$39	\$49,684	\$55,036	\$61,869	\$72,161	\$80,845	1.03
29-1171	Nurse practitioners	100	13.85	#	#	#	#	#	#	#	#	#	#	#	#	#	1.31
29-2010	Clinical laboratory technologists and technicians	#	#	\$26.03	\$54,136	2.06	\$16.42	\$20.17	\$24.92	\$31.89	\$37.39	\$34,151	\$41,951	\$51,831	\$66,334	\$77,772	#
29-2021	Dental hygienists	80	7.60	\$35.03	\$72,862	7.75	\$18.38	\$32.73	\$35.96	\$39.54	\$46.08	\$38,231	\$68,080	\$74,794	\$82,238	\$95,856	0.82
29-2032	Diagnostic medical sonographers	#	#	\$42.19	\$87,748	2.87	\$32.09	\$35.72	\$41.73	\$48.14	\$56.18	\$66,743	\$74,301	\$86,808	\$100,133	\$116,849	#
29-2033	Nuclear medicine technologists	10	31.60	\$36.94	\$76,828	3.63	\$27.97	\$31.78	\$36.53	\$43.02	\$47.77	\$58,174	\$66,093	\$75,987	\$89,479	\$99,352	#
29-2034	Radiologic technologists and technicians	120	17.11	\$26.51	\$55,137	2.26	\$16.51	\$20.85	\$26.21	\$31.89	\$37.57	\$34,343	\$43,364	\$54,521	\$66,325	\$78,139	1.28
29-2041	Emergency medical technicians and paramedics	320	12.90	\$14.53	\$30,222	4.10	\$9.45	\$9.98	\$13.81	\$17.03	\$21.13	\$19,651	\$20,763	\$28,729	\$35,428	\$43,960	2.71
29-2051	Dietetic technicians	#	#	\$10.02	\$20,840	4.12	\$9.32	\$9.36	\$9.42	\$10.36	\$11.34	\$19,395	\$19,470	\$19,595	\$21,547	\$23,597	#

Data unavailable

Occupational Code	Occupational Title	Employment Estimate	Employment Percentage Relative Standard Error	Average Hourly Wage	Average Annual Wage	Wage Percentage Relative Standard Error	10th Percentile (Hourly)	25th Percentile (Hourly)	50th Percentile (Hourly)	75th Percentile (Hourly)	90th Percentile (Hourly)	10th Percentile (Annual)	25th Percentile (Annual)	50th Percentile (Annual)	75th Percentile (Annual)	90th Percentile (Annual)	Location Quotients
29-2052	Pharmacy technicians	170	6.20	\$15.33	\$31,888	3.13	\$10.85	\$12.71	\$15.01	\$17.69	\$19.90	\$22,571	\$26,445	\$31,218	\$36,791	\$41,398	0.89
29-2055	Surgical technologists	20	22.70	\$23.27	\$48,406	3.39	\$15.86	\$17.85	\$22.00	\$28.32	\$34.43	\$32,985	\$37,118	\$45,754	\$58,909	\$71,613	#
29-2056	Veterinary technologists and technicians	50	17.83	\$14.21	\$29,559	4.39	\$12.56	\$13.14	\$14.10	\$15.02	\$16.72	\$26,131	\$27,328	\$29,325	\$31,232	\$34,779	1.04
29-2057	Ophthalmic medical technicians	#	#	\$11.28	\$23,468	4.91	\$10.04	\$10.50	\$11.26	\$12.02	\$13.00	\$20,883	\$21,835	\$23,422	\$25,001	\$27,030	#
29-2061	Licensed practical and licensed vocational nurses	440	7.37	\$20.09	\$41,792	1.49	\$15.56	\$17.09	\$19.61	\$23.07	\$26.69	\$32,355	\$35,539	\$40,796	\$47,989	\$55,513	1.34
29-2071	Medical records and health information technicians	150	13.38	\$19.45	\$40,463	3.04	\$12.16	\$14.59	\$17.77	\$25.00	\$29.25	\$25,301	\$30,350	\$36,972	\$52,010	\$60,837	1.58
29-2081	Opticians, dispensing	60	22.34	\$15.51	\$32,259	6.01	\$10.63	\$12.23	\$14.31	\$17.59	\$21.85	\$22,115	\$25,444	\$29,766	\$36,577	\$45,455	1.81
29-2099	Health technologists and technicians, all other	60	22.47	\$18.52	\$38,527	3.51	\$12.02	\$13.74	\$17.37	\$22.84	\$28.11	\$25,009	\$28,588	\$36,122	\$47,515	\$58,468	1.03
29-9011	Occupational health and safety specialists	50	38.34	\$32.12	\$66,815	13.78	\$15.87	\$18.98	\$27.39	\$33.27	\$61.12	\$33,016	\$39,470	\$56,979	\$69,199	\$127,128	1.21
29-9099	Healthcare practitioners and technical workers, all other	#	#	\$15.56	\$32,372	2.22	\$10.74	\$12.40	\$14.16	\$17.43	\$24.77	\$22,340	\$25,796	\$29,461	\$36,262	\$51,522	#
31-0000	Healthcare support occupations	2,300	7.74	\$14.12	\$29,376	3.99	\$9.47	\$10.59	\$12.41	\$14.84	\$18.49	\$19,704	\$22,023	\$25,814	\$30,871	\$38,450	1.19
31-1011	Home health aides	#	#	\$10.26	\$21,348	3.70	\$9.32	\$9.36	\$9.51	\$10.93	\$11.80	\$19,395	\$19,470	\$19,782	\$22,736	\$24,541	#
31-1014	Nursing assistants	1,210	9.93	\$13.32	\$27,710	4.48	\$10.17	\$11.03	\$12.41	\$14.24	\$16.24	\$21,152	\$22,936	\$25,806	\$29,628	\$33,770	1.77
31-2011	Occupational therapy assistants	10	0.00	\$22.38	\$46,558	2.62	\$16.56	\$17.57	\$21.23	\$27.45	\$30.13	\$34,447	\$36,542	\$44,149	\$57,089	\$62,679	#
31-2021	Physical therapist assistants	50	8.39	\$26.66	\$55,445	2.29	\$19.93	\$22.07	\$25.83	\$29.64	\$36.06	\$41,464	\$45,899	\$53,725	\$61,644	\$75,005	1.25
31-2022	Physical therapist aides	10	43.71	\$11.33	\$23,569	4.53	\$9.40	\$9.54	\$9.79	\$13.51	\$14.77	\$19,548	\$19,853	\$20,362	\$28,108	\$30,719	#
31-9011	Massage therapists	#	#	\$42.86	\$89,139	22.07	\$24.93	\$29.48	\$38.24	\$58.39	\$62.91	\$51,857	\$61,325	\$79,531	\$121,450	\$130,856	#
31-9091	Dental assistants	140	8.54	\$13.72	\$28,531	6.68	\$9.47	\$10.11	\$13.74	\$16.75	\$18.46	\$19,692	\$21,024	\$28,581	\$34,840	\$38,395	0.87
31-9092	Medical assistants	260	15.11	\$15.16	\$31,535.00	\$2.45	\$11.58	\$12.94	\$14.53	\$16.93	\$18.84	\$24,093.00	\$26,918.00	\$30,223.00	\$35,216.00	\$39,185.00	0.87
31-9094	Medical transcriptionists	10	16.35	\$16.44	\$34,203	4.24	\$11.47	\$13.60	\$16.00	\$19.35	\$22.64	\$23,861	\$28,282	\$33,288	\$40,243	\$47,098	#
31-9097	Phlebotomists	40	8.74	\$16.01	\$33,292	2.15	\$12.83	\$13.87	\$15.76	\$18.16	\$19.63	\$26,684	\$28,843	\$32,777	\$37,765	\$40,838	0.66
31-9099	Healthcare support workers, all other	40	6.43	\$12.82	\$26,668	2.74	\$9.56	\$10.20	\$11.40	\$14.71	\$19.05	\$19,892	\$21,210	\$23,721	\$30,588	\$39,614	0.91
33-0000	Protective service occupations	3,000	4.06	\$19.97	\$41,539	2.84	\$11.62	\$14.73	\$19.80	\$22.88	\$28.88	\$42,176	\$30,636	\$41,194	\$47,593	\$60,063	1.88
33-1012	First-line supervisors of police and detectives	70	4.66	\$31.86	\$66,273	1.46	\$19.58	\$21.94	\$26.26	\$39.40	\$51.07	\$40,716	\$45,625	\$54,629	\$81,946	\$106,225	1.46
33-1021	First-line supervisors of fire fighting and prevention workers	40	28.06	\$24.99	\$51,986	3.15	\$20.44	\$21.87	\$24.31	\$28.05	\$30.88	\$42,505	\$45,483	\$50,565	\$58,334	\$64,227	1.47
33-1099	First-line supervisors of protective service workers, all other	20	10.62	\$24.24	\$50,412	4.75	\$13.39	\$20.28	\$24.31	\$29.51	\$33.93	\$27,855	\$42,189	\$50,567	\$61,372	\$70,570	#
33-2011	Firefighters	#	#	\$19.96	\$41,507	5.52	\$9.67	\$13.95	\$20.42	\$25.28	\$30.22	\$20,104	\$29,013	\$42,479	\$52,584	\$62,867	#
33-3021	Detectives and criminal investigators	60	8.66	\$22.45	\$46,691	2.93	\$14.41	\$16.70	\$20.08	\$26.06	\$33.84	\$29,969	\$34,727	\$41,776	\$54,198	\$70,384	1.31
33-3051	Police and sheriff's patrol officers	490	13.03	\$21.73	\$45,193	3.14	\$11.52	\$15.40	\$18.62	\$24.14	\$37.18	\$23,961	\$32,024	\$38,723	\$50,204	\$77,331	1.59
33-9032	Security guards	30	25.94	\$12.91	\$26,854	4.88	\$9.40	\$9.55	\$11.66	\$15.87	\$18.31	\$19,557	\$19,865	\$24,253	\$33,010	\$38,088	0.06
33-9091	Crossing guards	60	20.55	\$14.48	\$30,109	3.08	\$12.71	\$13.31	\$14.32	\$15.38	\$17.38	\$26,431	\$27,692	\$29,793	\$31,987	\$36,160	1.75
33-9092	Lifeguards, ski patrol, and other recreational protective service workers	80	12.34	\$9.88	\$20,542	3.11	\$9.37	\$9.48	\$9.66	\$9.84	\$11.16	\$19,497	\$19,726	\$20,096	\$20,460	\$23,209	1.10
33-9099	Protective service workers, all other	150	6.24	\$13.49	\$28,055	3.81	\$9.49	\$10.34	\$12.22	\$15.10	\$18.77	\$19,748	\$21,518	\$25,423	\$31,410	\$39,039	2.40
35-0000	Food preparation and serving-related occupations	6,070	3.75	\$11.40	\$23,702	1.65	\$9.36	\$9.49	\$9.98	\$11.74	\$15.03	\$19,460	\$19,743	\$20,759	\$24,412	\$31,270	0.98
35-1011	Chefs and head cooks	#	#	\$19.92	\$41,437	10.92	\$15.71	\$17.16	\$20.59	\$22.96	\$24.38	\$32,684	\$35,690	\$42,823	\$47,749	\$50,704	#
35-1012	First-line supervisors of food preparation and serving workers	420	10.28	\$19.09	\$39,702	4.99	\$11.78	\$13.66	\$17.29	\$23.53	\$29.80	\$24,508	\$28,418	\$35,966	\$48,942	\$61,980	0.97
35-2011	Cooks, fast food	#	#	\$10.02	\$20,841	3.23	\$9.37	\$9.48	\$9.66	\$10.47	\$11.55	\$19,496	\$19,723	\$20,102	\$21,775	\$24,024	#
35-2012	Cooks, institution and cafeteria	680	9.32	\$12.40	\$25,790	2.13	\$9.82	\$10.53	\$11.69	\$13.82	\$16.03	\$20,421	\$21,896	\$24,309	\$28,748	\$33,345	3.60
35-2014	Cooks, restaurant	560	26.41	\$11.62	\$24,169	3.87	\$9.47	\$9.92	\$11.26	\$12.81	\$14.63	\$19,687	\$20,627	\$23,423	\$26,650	\$30,431	0.94
35-2015	Cooks, short order	30	41.77	\$12.06	\$25,086	9.58	\$9.44	\$9.64	\$12.38	\$14.09	\$15.13	\$19,625	\$20,047	\$25,748	\$29,304	\$31,470	0.42
35-2021	Food preparation workers	290	35.64	\$10.67	\$22,189	2.03	\$9.51	\$9.81	\$10.62	\$11.35	\$11.91	\$19,779	\$20,406	\$22,092	\$23,616	\$24,767	0.73
35-3011	Bartenders	320	30.42	\$10.13	\$21,078	4.28	\$9.32	\$9.37	\$9.51	\$9.70	\$11.43	\$19,381	\$19,500	\$19,785	\$20,186	\$23,778	1.12
35-3021	Combined food preparation and serving workers, including fast food	1,940	15.26	\$10.41	\$21,657	1.76	\$9.36	\$9.48	\$9.78	\$10.94	\$11.82	\$19,468	\$19,714	\$20,340	\$22,760	\$24,583	1.15
35-3022	Counter attendants, cafeteria, food concession, and coffee shop	70	38.89	\$10.22	\$21,265	4.63	\$9.33	\$9.38	\$9.49	\$10.44	\$12.89	\$19,408	\$19,504	\$19,738	\$21,707	\$26,811	0.29
35-3031	Waiters and waitresses	860	11.96	\$10.95	\$22,776	6.29	\$9.31	\$9.38	\$9.56	\$11.10	\$16.01	\$19,373	\$19,501	\$19,890	\$23,093	\$33,304	0.71
35-3041	Food servers, nonrestaurant	120	30.14	\$10.46	\$21,753	1.63	\$9.36	\$9.48	\$9.76	\$11.11	\$12.57	\$19,470	\$19,710	\$20,309	\$23,100	\$26,146	0.99
35-9011	Dining room and cafeteria attendants and bartender helpers	#	#	\$9.84	\$20,475	3.15	\$9.31	\$9.36	\$9.52	\$9.75	\$11.15	\$19,359	\$19,463	\$19,800	\$20,290	\$23,189	#

Data unavailable

Occupational Code	Occupational Title	Employment Estimate	Employment Percentage Relative Standard Error	Average Hourly Wage	Average Annual Wage	Wage Percentage Relative Standard Error	10th Percentile (Hourly)	25th Percentile (Hourly)	50th Percentile (Hourly)	75th Percentile (Hourly)	90th Percentile (Hourly)	10th Percentile (Annual)	25th Percentile (Annual)	50th Percentile (Annual)	75th Percentile (Annual)	90th Percentile (Annual)	Location Quotients
35-9021	Dishwashers	140	46.08	\$9.85	\$20,486	2.11	\$9.34	\$9.40	\$9.59	\$9.86	\$11.15	\$19,429	\$19,557	\$19,943	\$20,500	\$23,198	0.59
35-9031	Hosts and hostesses, restaurant, lounge, and coffee shop	#	#	\$9.60	\$19,973	4.49	\$9.33	\$9.38	\$9.47	\$9.55	\$9.84	\$19,414	\$19,519	\$19,694	\$19,869	\$20,472	#
37-0000	Building and grounds cleaning and maintenance occupations	2,240	4.99	\$12.51	\$26,011	1.86	\$9.40	\$9.65	\$11.13	\$14.21	\$18.03	\$19,553	\$20,067	\$23,149	\$29,561	\$37,512	1.08
37-1011	First-line supervisors of housekeeping and janitorial workers	90	10.90	\$22.17	\$46,113	1.93	\$14.01	\$18.66	\$23.17	\$25.53	\$28.19	\$29,138	\$38,820	\$48,202	\$53,108	\$58,631	1.20
37-1012	First-line supervisors of landscaping, lawn service, and grounds	20	31.92	\$21.03	\$43,745	7.19	\$13.78	\$16.57	\$21.54	\$24.30	\$28.29	\$28,672	\$34,471	\$44,808	\$50,543	\$58,850	#
37-2011	Janitors and cleaners, except maids and housekeeping cleaners	1,000	8.40	\$12.33	\$25,650	1.75	\$9.43	\$9.72	\$11.51	\$14.21	\$16.98	\$19,616	\$20,222	\$23,939	\$29,559	\$35,316	0.98
37-2012	Maids and housekeeping cleaners	750	9.58	\$10.69	\$22,232	2.75	\$9.36	\$9.47	\$9.83	\$11.23	\$12.88	\$19,469	\$19,694	\$20,440	\$23,368	\$26,796	1.74
37-3011	Landscaping and groundskeeping workers	300	17.90	\$13.69	\$28,475	3.90	\$9.60	\$10.68	\$13.22	\$16.29	\$18.66	\$19,975	\$22,211	\$27,497	\$33,891	\$38,814	0.70
37-3012	Pesticide handlers, sprayers, and applicators, vegetation	40	20.10	\$15.59	\$32,430	8.94	\$9.59	\$10.97	\$14.54	\$19.07	\$22.71	\$19,942	\$22,810	\$30,237	\$39,655	\$47,242	3.23
39-0000	Personal care and service occupations	1,600	12.03	\$12.25	\$25,474	2.88	\$9.37	\$9.54	\$10.51	\$12.18	\$18.18	\$19,482	\$19,848	\$21,858	\$25,341	\$37,823	0.66
39-1021	First-line supervisors of personal service workers	50	24.61	\$17.56	\$36,531	6.55	\$10.44	\$12.35	\$15.75	\$22.74	\$28.13	\$21,709	\$25,684	\$32,758	\$47,290	\$58,510	0.54
39-2021	Nonfarm animal caretakers	50	20.83	\$10.88	\$22,634	3.85	\$9.35	\$9.45	\$10.34	\$11.38	\$12.08	\$19,446	\$19,656	\$21,514	\$23,661	\$25,125	0.60
39-3091	Amusement and recreation attendants	130	28.40	\$11.31	\$23,522	3.07	\$9.40	\$9.58	\$10.28	\$11.65	\$14.16	\$19,543	\$19,918	\$21,377	\$24,223	\$29,460	0.88
39-4031	Morticians, undertakers, and funeral directors	30	26.44	\$22.01	\$45,779	4.34	\$11.63	\$19.63	\$22.58	\$26.24	\$29.78	\$24,194	\$40,822	\$46,972	\$54,589	\$61,945	#
39-5012	Hairdressers, hairstylists, and cosmetologists	90	22.16	\$15.34	\$31,901	9.31	\$9.44	\$9.68	\$12.20	\$20.04	\$28.19	\$19,632	\$20,139	\$25,376	\$41,686	\$58,626	0.53
39-7010	Tour and travel guides	30	45.94	\$14.59	\$30,345	5.88	\$9.38	\$9.50	\$15.50	\$18.13	\$21.39	\$19,510	\$19,755	\$32,250	\$37,702	\$44,487	#
39-9011	Childcare workers	130	45.11	\$10.90	\$22,675	4.89	\$9.33	\$9.39	\$9.80	\$11.52	\$13.76	\$19,416	\$19,525	\$20,380	\$23,967	\$28,624	0.50
39-9021	Personal care aides	720	21.83	\$11.52	\$23,953	4.45	\$9.36	\$9.53	\$10.12	\$11.46	\$13.71	\$19,474	\$19,815	\$21,043	\$23,842	\$28,518	0.75
39-9031	Fitness trainers and aerobics instructors	#	#	\$16.49	\$34,305	13.07	\$9.31	\$13.16	\$14.92	\$21.79	\$24.03	\$19,361	\$27,376	\$31,023	\$45,313	\$49,974	#
39-9032	Recreation workers	150	4.41	\$11.69	\$24,313	4.37	\$9.35	\$9.44	\$9.72	\$12.06	\$17.01	\$19,455	\$19,629	\$20,209	\$25,075	\$35,383	0.91
39-9041	Residential advisors	#	#	\$12.67	\$26,354	5.07	\$10.19	\$10.89	\$12.06	\$14.05	\$15.40	\$21,196	\$22,643	\$25,075	\$29,229	\$32,031	#
39-9099	Personal care and service workers, all other	#	#	\$11.90	\$24,746	9.67	\$9.55	\$9.98	\$10.71	\$11.44	\$14.89	\$19,863	\$20,768	\$22,279	\$23,790	\$30,966	#
41-0000	Sales and related occupations	7,000	5.53	\$16.14	\$33,576	4.71	\$9.38	\$9.85	\$11.47	\$16.16	\$27.10	\$19,520	\$20,494	\$23,864	\$33,603	\$56,375	1.03
41-1011	First-line supervisors of retail sales workers	640	11.24	\$19.15	\$39,838	3.57	\$12.39	\$14.98	\$17.50	\$21.90	\$31.04	\$25,762	\$31,163	\$36,394	\$45,557	\$64,570	1.13
41-2011	Cashiers	2,730	12.29	\$10.86	\$22,583	1.75	\$9.32	\$9.48	\$10.28	\$11.33	\$13.04	\$19,391	\$19,720	\$21,374	\$23,571	\$27,130	1.63
41-2021	Counter and rental clerks	110	39.43	\$14.00	\$29,112	8.16	\$9.78	\$10.54	\$11.87	\$16.45	\$21.31	\$20,336	\$21,925	\$24,695	\$34,219	\$44,331	0.55
41-2022	Parts salespersons	300	18.64	\$14.83	\$30,839	5.56	\$10.10	\$11.55	\$13.65	\$17.71	\$22.11	\$21,014	\$24,033	\$28,391	\$36,833	\$45,979	2.55
41-2031	Retail salespersons	1,750	7.64	\$12.38	\$25,752	2.78	\$9.38	\$9.67	\$11.12	\$13.35	\$16.08	\$19,503	\$20,109	\$23,126	\$27,776	\$33,456	0.84
41-3011	Advertising sales agents	70	32.08	\$26.42	\$54,959	29.53	\$9.42	\$14.28	\$23.66	\$29.46	\$45.97	\$19,598	\$29,696	\$49,217	\$61,287	\$95,617	1.08
41-3021	Insurance sales agents	120	11.35	#	#	#	#	#	#	#	#	#	#	#	#	#	0.68
41-3031	Securities, commodities, and financial services sales agents	180	44.48	\$18.01	\$37,459	13.87	\$10.38	\$11.82	\$15.31	\$19.38	\$29.75	\$21,585	\$24,579	\$31,837	\$40,310	\$61,880	0.97
41-3099	Sales representatives, services, all other	200	28.49	\$30.23	\$62,868	9.55	\$10.64	\$13.04	\$18.49	\$51.39	\$59.97	\$22,141	\$27,133	\$38,468	\$106,898	\$124,728	0.43
41-4011	Sales representatives, wholesale and manufacturing, technical and scientific products	#	#	\$39.33	\$81,799	8.28	\$28.42	\$35.95	\$41.08	\$45.07	\$47.47	\$59,122	\$74,785	\$85,443	\$93,752	\$98,737	#
41-4012	Sales representatives, wholesale and manufacturing, except technical and scientific products	390	11.50	#	#	#	#	#	#	#	#	#	#	#	#	#	0.60
41-9022	Real estate sales agents	40	42.76	\$23.95	\$49,808	2.95	\$13.21	\$14.86	\$19.72	\$29.61	\$37.90	\$27,467	\$30,917	\$41,016	\$61,584	\$78,830	0.61
41-9099	Sales and related workers, all other	120	22.88	\$14.18	\$29,504	7.79	\$9.37	\$10.03	\$11.50	\$15.79	\$23.86	\$19,489	\$20,870	\$23,919	\$32,834	\$49,623	2.76
43-0000	Office and administrative support occupations	9,980	3.59	\$16.27	\$33,852.00	\$1.12	\$9.71	\$11.68	\$14.82	\$19.33	\$24.72	\$20,206.00	\$24,296.00	\$30,825.00	\$40,212.00	\$51,424.00	0.97
43-1011	First-line supervisors of office and administrative support workers	490	9.27	\$24.93	\$51,853	5.29	\$14.02	\$17.82	\$23.73	\$29.33	\$34.57	\$29,166	\$37,056	\$49,363	\$61,001	\$71,904	0.71
43-2011	Switchboard operators, including answering service	#	#	\$14.40	\$29,947	3.76	\$9.79	\$13.14	\$14.58	\$16.13	\$18.07	\$20,359	\$27,340	\$30,323	\$33,546	\$37,591	#
43-3011	Bill and account collectors	50	37.76	\$16.97	\$35,298	4.13	\$10.54	\$12.07	\$14.61	\$22.41	\$25.91	\$21,916	\$25,104	\$30,392	\$46,607	\$53,887	0.41
43-3021	Billing and posting clerks and machine operators	190	11.50	\$15.86	\$32,993	3.79	\$10.85	\$12.66	\$14.78	\$17.97	\$22.70	\$22,561	\$26,327	\$30,738	\$37,381	\$47,206	0.87
43-3031	Bookkeeping, accounting, and auditing clerks	1,150	11.03	\$15.78	\$32,827	2.34	\$9.49	\$12.10	\$15.53	\$18.82	\$22.76	\$19,746	\$25,167	\$32,312	\$39,149	\$47,340	1.59
43-3051	Payroll and timekeeping clerks	60	29.01	\$16.66	\$34,645	5.59	\$9.92	\$13.19	\$16.75	\$20.08	\$23.10	\$20,631	\$27,438	\$34,832	\$41,775	\$48,052	0.80
43-3061	Procurement clerks	10	0.00	\$16.78	\$34,909	1.89	\$12.08	\$13.54	\$16.18	\$19.81	\$23.43	\$25,133	\$28,171	\$33,660	\$41,203	\$48,728	#
43-3071	Tellers	340	19.54	\$14.13	\$29,382	3.75	\$10.05	\$11.45	\$13.62	\$15.49	\$18.83	\$20,899	\$23,816	\$28,325	\$32,219	\$39,161	1.47

Data unavailable

Occupational Code	Occupational Title	Employment Estimate	Employment Percentage Relative Standard Error	Average Hourly Wage	Average Annual Wage	Wage Percentage Relative Standard Error	10th Percentile (Hourly)	25th Percentile (Hourly)	50th Percentile (Hourly)	75th Percentile (Hourly)	90th Percentile (Hourly)	10th Percentile (Annual)	25th Percentile (Annual)	50th Percentile (Annual)	75th Percentile (Annual)	90th Percentile (Annual)	Location Quotients
43-3099	Financial clerks, all other	30	21.92	\$17.85	\$37,122	4.70	\$13.11	\$15.35	\$17.41	\$19.55	\$23.70	\$27,270	\$31,918	\$36,220	\$40,674	\$49,290	2.25
43-4031	Court, municipal, and license clerks	400	12.42	\$17.30	\$35,975	1.42	\$10.27	\$12.70	\$16.90	\$20.55	\$25.02	\$21,352	\$26,413	\$35,155	\$42,752	\$52,051	6.38
43-4051	Customer service representatives	#	#	\$17.49	\$36,380	3.66	\$10.98	\$12.95	\$15.95	\$21.91	\$24.48	\$22,848	\$28,932	\$33,170	\$45,581	\$50,912	#
43-4061	Eligibility interviewers, government programs	140	35.87	\$18.25	\$37,959	3.33	\$12.38	\$14.30	\$17.22	\$21.43	\$26.15	\$25,760	\$29,737	\$35,810	\$44,566	\$54,397	2.05
43-4071	File clerks	60	15.13	\$13.70	\$28,488	2.88	\$9.86	\$10.90	\$12.76	\$16.53	\$18.57	\$20,501	\$22,675	\$26,537	\$34,376	\$38,623	1.06
43-4081	Hotel, motel, and resort desk clerks	340	10.40	\$11.31	\$23,515	7.20	\$9.38	\$9.55	\$10.40	\$11.64	\$16.55	\$19,509	\$19,860	\$21,626	\$24,202	\$34,416	2.84
43-4111	Interviewers, except eligibility and loan	70	15.74	\$14.26	\$29,669	2.09	\$10.64	\$12.11	\$13.74	\$16.11	\$19.01	\$22,133	\$25,193	\$28,589	\$33,504	\$39,548	0.77
43-4131	Loan interviewers and clerks	70	35.26	\$20.78	\$43,228	8.01	\$14.59	\$16.68	\$19.50	\$25.49	\$29.28	\$30,348	\$34,697	\$40,568	\$53,010	\$60,896	0.63
43-4141	New accounts clerks	60	44.31	\$17.31	\$35,998	2.70	\$15.02	\$16.09	\$17.42	\$18.75	\$19.87	\$31,249	\$33,467	\$36,230	\$38,994	\$41,334	2.89
43-4151	Order clerks	50	42.35	\$19.00	\$39,529	6.50	\$12.88	\$15.47	\$17.55	\$21.09	\$29.07	\$26,791	\$32,182	\$36,495	\$43,873	\$60,465	0.59
43-4161	Human resources assistants, except payroll and timekeeping	40	13.52	\$20.98	\$43,642	3.88	\$13.88	\$17.00	\$20.58	\$23.37	\$27.22	\$28,872	\$35,365	\$42,810	\$48,616	\$56,626	0.67
43-4171	Receptionists and information clerks	320	13.31	\$12.20	\$25,386	1.73	\$9.51	\$10.32	\$11.65	\$13.86	\$15.38	\$19,781	\$21,469	\$24,242	\$28,837	\$32,000	0.67
43-4199	Information and record clerks, all other	190	12.97	\$17.00	\$35,366	2.91	\$11.55	\$13.05	\$15.10	\$20.05	\$24.27	\$24,030	\$27,143	\$31,410	\$41,705	\$50,491	2.45
43-5021	Couriers and messengers	10	44.97	\$11.63	\$24,192	11.90	\$9.34	\$9.41	\$9.58	\$15.66	\$17.90	\$19,436	\$19,574	\$19,934	\$32,571	\$37,235	#
43-5031	Police, fire, and ambulance dispatchers	160	7.96	\$16.09	\$33,462	3.66	\$11.08	\$13.01	\$14.96	\$18.65	\$23.53	\$23,052	\$27,051	\$31,112	\$38,798	\$48,948	3.53
43-5041	Meter readers, and utilities	20	31.38	\$25.43	\$52,889	3.88	\$17.53	\$21.79	\$25.62	\$29.03	\$31.48	\$36,461	\$45,319	\$53,293	\$60,380	\$65,489	#
43-5051	Postal service clerks	180	0.00	\$21.27	\$44,244	0.76	\$12.91	\$16.62	\$20.73	\$28.16	\$29.28	\$26,843	\$34,578	\$43,126	\$58,565	\$60,906	4.76
43-5052	Postal service mail carriers	240	0.00	\$22.88	\$47,590	0.87	\$16.70	\$17.41	\$21.55	\$28.77	\$29.14	\$34,730	\$36,206	\$44,820	\$59,845	\$60,617	1.50
43-5053	Postal service mail sorters, processors, and processing machine operators	10	0.00	\$27.47	\$57,141	3.43	\$28.15	\$28.15	\$28.16	\$28.72	\$29.29	\$58,553	\$58,557	\$58,565	\$59,738	\$60,915	#
43-5061	Production, planning, and expediting clerks	40	31.63	\$21.46	\$44,631	8.25	\$13.30	\$14.68	\$17.38	\$26.39	\$41.58	\$27,662	\$30,535	\$36,144	\$45,883	\$86,488	0.23
43-5071	Shipping, receiving, and traffic clerks	70	10.37	\$14.12	\$29,369	5.32	\$9.63	\$10.64	\$12.61	\$14.78	\$23.64	\$20,035	\$22,125	\$26,238	\$30,747	\$49,166	0.23
43-5081	Stock clerks and order fillers	630	9.50	\$14.07	\$29,260	4.31	\$9.55	\$10.10	\$11.61	\$15.28	\$23.29	\$19,858	\$21,006	\$24,152	\$31,784	\$48,449	0.66
43-6011	Executive secretaries and executive administrative assistants	220	5.32	\$22.29	\$46,356	1.72	\$16.81	\$19.81	\$20.84	\$24.59	\$30.16	\$34,969	\$41,207	\$43,343	\$51,157	\$62,735	0.78
43-6012	Legal secretaries	80	47.59	\$20.89	\$43,448	7.98	\$13.42	\$17.66	\$21.11	\$24.11	\$28.45	\$27,914	\$36,727	\$43,916	\$50,139	\$59,172	0.88
43-6013	Medical secretaries	160	15.62	\$15.19	\$31,591	4.60	\$10.51	\$12.51	\$14.07	\$17.28	\$21.82	\$21,855	\$26,023	\$29,265	\$35,940	\$45,376	0.60
43-6014	Secretaries and administrative assistants, except legal, medical,	1,520	7.17	\$15.06	\$31,329	1.65	\$9.76	\$12.13	\$14.55	\$17.54	\$20.69	\$20,306	\$25,236	\$30,274	\$36,478	\$43,026	1.44
43-9021	Data entry keyers	80	20.73	\$13.43	\$27,942	2.33	\$9.67	\$10.75	\$12.62	\$15.20	\$18.20	\$20,122	\$22,364	\$26,245	\$31,617	\$37,861	0.92
43-9061	Office clerks, general	1,470	6.78	\$15.05	\$31,294	2.21	\$9.57	\$10.89	\$13.78	\$18.08	\$23.16	\$19,895	\$22,656	\$28,664	\$37,603	\$48,176	1.06
43-9199	Office and administrative support workers, all other	20	21.45	\$16.85	\$35,056	4.06	\$10.92	\$11.98	\$15.53	\$21.19	\$23.42	\$22,718	\$24,926	\$32,298	\$44,072	\$48,706	#
45-0000	Farming, fishing, and forestry occupations	1,100	21.06	\$13.02	\$27,079	4.31	\$9.37	\$9.47	\$10.85	\$14.78	\$19.65	\$19,488	\$19,704	\$22,566	\$30,751	\$40,863	4.98
45-1011	First-line supervisors of farming, fishing, and forestry workers	50	26.34	\$21.32	\$44,346	16.24	\$9.45	\$9.70	\$21.06	\$26.18	\$29.79	\$19,653	\$20,176	\$43,807	\$54,450	\$61,968	4.65
45-2011	Agricultural inspectors	100	1.19	\$19.29	\$40,119	1.69	\$15.39	\$15.79	\$17.65	\$22.02	\$26.35	\$32,006	\$32,851	\$36,717	\$45,796	\$54,814	14.79
45-2041	Graders and sorters, agricultural products	460	46.43	\$10.37	\$21,564	3.27	\$9.35	\$9.43	\$10.04	\$11.04	\$11.64	\$19,457	\$19,622	\$20,881	\$22,967	\$24,218	24.68
45-2092	Farmworkers and laborers, crop, nursery, and greenhouse	230	33.87	\$10.74	\$22,347	3.76	\$9.34	\$9.41	\$9.67	\$11.65	\$13.75	\$19,435	\$19,570	\$20,106	\$24,241	\$28,604	1.71
45-2093	Farmworkers, farm, ranch, and aquacultural animals	200	18.13	\$14.27	\$29,680	7.07	\$9.44	\$10.19	\$13.50	\$16.80	\$20.73	\$19,628	\$21,192	\$28,071	\$34,941	\$43,123	12.10
47-0000	Construction and extraction occupations	3,240	5.21	\$19.99	\$41,578	2.36	\$11.20	\$14.21	\$18.11	\$23.94	\$30.24	\$23,289	\$29,567	\$37,669	\$49,790	\$62,900	1.21
47-1011	First-line supervisors of construction trades and extraction work	320	15.04	\$32.29	\$67,168	4.35	\$18.91	\$23.77	\$29.26	\$37.27	\$47.09	\$39,327	\$49,445	\$60,865	\$77,515	\$97,948	1.24
47-2021	Brickmasons and blockmasons	10	42.25	\$20.93	\$43,525	3.12	\$13.62	\$15.80	\$20.59	\$25.18	\$29.76	\$28,332	\$32,859	\$42,829	\$52,375	\$61,891	#
47-2031	Carpenters	180	21.07	\$17.94	\$37,322	6.55	\$11.38	\$13.41	\$17.70	\$22.03	\$26.26	\$23,665	\$27,900	\$36,817	\$45,831	\$54,623	0.56
47-2051	Cement masons and concrete finishers	140	18.33	\$16.99	\$35,349	5.60	\$11.85	\$13.36	\$15.85	\$19.83	\$24.88	\$24,646	\$27,787	\$32,978	\$41,249	\$51,756	1.68
47-2061	Construction laborers	580	18.84	\$15.34	\$31,904	4.45	\$9.61	\$12.40	\$14.61	\$17.58	\$19.78	\$19,992	\$25,783	\$30,396	\$36,567	\$41,141	1.29
47-2071	Paving, surfacing, and tamping equipment operators	50	27.99	\$19.72	\$41,007	6.97	\$12.88	\$14.93	\$17.77	\$26.29	\$28.95	\$26,790	\$31,051	\$36,965	\$54,691	\$60,216	2.21
47-2073	Operating engineers and other construction equipment operators	520	22.62	\$17.99	\$37,411	5.50	\$10.75	\$12.50	\$17.17	\$22.00	\$27.30	\$22,352	\$25,996	\$35,720	\$45,767	\$56,781	3.02
47-2111	Electricians	250	7.39	\$20.57	\$42,789	6.54	\$9.39	\$11.43	\$18.93	\$26.75	\$36.03	\$19,527	\$23,784	\$39,380	\$55,634	\$74,949	0.83
47-2141	Painters, construction and maintenance	30	10.22	\$15.86	\$32,984	6.35	\$11.05	\$13.31	\$15.80	\$18.21	\$21.38	\$22,988	\$27,682	\$32,870	\$37,887	\$44,466	0.32
47-2152	Plumbers, pipefitters, and steamfitters	#	#	\$25.58	\$53,215	5.10	\$16.51	\$19.68	\$25.71	\$30.30	\$36.19	\$34,331	\$40,931	\$53,477	\$63,027	\$75,277	#
47-4011	Construction and building inspectors	30	26.92	\$23.67	\$49,239	4.44	\$18.22	\$20.80	\$23.71	\$27.21	\$30.54	\$37,891	\$43,263	\$49,319	\$56,593	\$63,530	0.70

Data unavailable

Occupational Code	Occupational Title	Employment Estimate	Employment Percentage Relative Standard Error	Average Hourly Wage	Average Annual Wage	Wage Percentage Relative Standard Error	10th Percentile (Hourly)	25th Percentile (Hourly)	50th Percentile (Hourly)	75th Percentile (Hourly)	90th Percentile (Hourly)	10th Percentile (Annual)	25th Percentile (Annual)	50th Percentile (Annual)	75th Percentile (Annual)	90th Percentile (Annual)	Location Quotients
47-4051	Highway maintenance workers	510	7.98	\$17.84	\$37,117	0.92	\$13.00	\$16.00	\$18.10	\$19.67	\$23.09	\$27,039	\$33,285	\$37,642	\$40,922	\$48,018	7.45
47-4071	Septic tank servicers and sewer pipe cleaners	30	48.50	\$16.37	\$34,046	15.32	\$9.51	\$10.55	\$14.10	\$23.19	\$27.67	\$19,788	\$21,939	\$29,337	\$48,233	\$57,553	#
47-5011	Derrick operators, oil and gas	40	33.98	\$23.62	\$49,123	10.92	\$16.41	\$19.51	\$24.05	\$28.40	\$30.66	\$34,128	\$40,577	\$50,025	\$59,064	\$63,778	7.87
47-5012	Rotary drill operators, oil and gas	30	18.66	\$29.68	\$61,733	7.74	\$22.05	\$25.92	\$29.67	\$34.36	\$38.31	\$45,870	\$53,922	\$61,712	\$71,462	\$79,688	#
47-5013	Service unit operators, oil, gas, and mining	70	33.04	\$25.99	\$54,062	13.23	\$16.31	\$18.28	\$23.25	\$34.06	\$38.52	\$33,926	\$38,031	\$48,357	\$70,844	\$80,131	3.88
47-5071	Roustabouts, oil and gas	#	#	\$22.94	\$47,718	4.32	\$16.31	\$18.33	\$22.32	\$27.89	\$30.80	\$33,918	\$38,136	\$46,428	\$58,017	\$64,065	#
49-0000	Installation, maintenance, and repair occupations	3,250	7.43	\$21.09	\$43,877	2.97	\$10.73	\$13.75	\$17.96	\$25.96	\$38.09	\$22,318	\$28,600	\$37,350	\$53,996	\$79,235	1.25
49-1011	First-line supervisors of mechanics, installers, and repairers	220	13.42	\$29.36	\$61,072	4.88	\$16.21	\$19.68	\$28.66	\$37.25	\$45.71	\$33,722	\$40,926	\$59,619	\$77,480	\$95,067	1.03
49-2022	Telecommunications equipment installers and repairers, except line installers	#	#	\$29.04	\$60,413	9.58	\$18.28	\$26.17	\$29.90	\$34.60	\$37.85	\$38,016	\$54,424	\$62,189	\$71,971	\$78,732	#
49-2092	Electric motor, power tool, and related repairers	#	#	\$17.06	\$35,495	7.79	\$11.32	\$13.40	\$16.54	\$20.96	\$23.95	\$23,551	\$27,863	\$34,395	\$43,593	\$49,815	#
49-2094	Electrical and electronics repairers, commercial and industrial equipment	60	33.12	\$26.27	\$54,641	3.72	\$19.96	\$22.12	\$25.84	\$29.50	\$34.74	\$41,507	\$46,001	\$53,757	\$61,355	\$72,256	1.94
49-2095	Electrical and electronics repairers, powerhouse, substation, and relay	10	48.60	\$41.35	\$86,018	5.53	\$32.41	\$37.14	\$41.77	\$46.96	\$53.11	\$67,423	\$77,254	\$86,887	\$97,678	\$110,475	#
49-3021	Automotive body and related repairers	80	7.78	\$16.57	\$34,456	8.03	\$10.43	\$14.11	\$16.68	\$18.57	\$22.89	\$21,701	\$29,340	\$34,699	\$38,621	\$47,614	1.22
49-3023	Automotive service technicians and mechanics	400	16.23	\$18.17	\$37,792	5.97	\$10.53	\$12.66	\$16.74	\$21.57	\$28.95	\$21,903	\$26,323	\$34,817	\$44,856	\$60,215	1.33
49-3031	Bus and truck mechanics and diesel engine specialists	190	20.74	\$19.32	\$40,189	3.06	\$11.57	\$15.63	\$18.57	\$23.24	\$26.61	\$24,075	\$32,503	\$38,635	\$48,336	\$55,340	1.55
49-3041	Farm equipment mechanics and service technicians	240	13.92	\$18.42	\$38,313	5.93	\$9.71	\$13.46	\$17.72	\$23.03	\$27.83	\$20,202	\$28,005	\$36,862	\$47,899	\$57,878	14.82
49-3042	Mobile heavy equipment mechanics, except engines	70	34.39	\$22.73	\$47,272	6.61	\$15.40	\$17.28	\$20.63	\$25.00	\$32.83	\$32,030	\$35,937	\$42,906	\$52,007	\$68,283	1.20
49-3053	Outdoor power equipment and other small engine mechanics	#	#	\$12.55	\$26,098	4.48	\$9.80	\$10.68	\$12.13	\$14.30	\$16.13	\$20,391	\$22,205	\$25,229	\$29,740	\$33,545	#
49-3093	Tire repairers and changers	#	#	\$13.35	\$27,764	4.40	\$10.31	\$12.13	\$13.53	\$14.73	\$15.52	\$21,444	\$25,227	\$28,150	\$30,633	\$32,277	#
49-9012	Control and valve installers and repairers, except mechanical door	20	28.10	\$29.22	\$60,778	8.03	\$17.59	\$20.50	\$31.55	\$37.40	\$42.79	\$36,597	\$42,641	\$65,619	\$77,797	\$89,002	#
49-9021	Heating, air conditioning, and refrigeration mechanics and installers	#	#	\$25.49	\$53,021	3.27	\$20.75	\$22.72	\$25.53	\$28.85	\$30.53	\$43,165	\$47,261	\$53,106	\$60,008	\$63,510	#
49-9041	Industrial machinery mechanics	150	34.98	#	#	#	#	#	#	#	#	#	#	#	#	#	0.92
49-9051	Electrical power-line installers and repairers	200	11.55	\$38.78	\$80,663	2.95	\$27.83	\$34.25	\$41.02	\$45.61	\$48.74	\$57,876	\$71,234	\$85,313	\$94,864	\$101,376	3.66
49-9062	Medical equipment repairers	#	#	\$34.12	\$70,967	15.21	\$16.91	\$25.48	\$36.58	\$45.45	\$48.87	\$35,182	\$53,000	\$76,089	\$94,532	\$101,641	#
49-9071	Maintenance and repair workers, general	840	10.47	\$15.36	\$31,943	1.97	\$9.55	\$11.80	\$14.75	\$18.15	\$22.21	\$19,855	\$24,539	\$30,676	\$37,753	\$46,203	1.33
49-9081	Wind turbine service technicians	50	41.48	\$31.22	\$64,947	2.70	\$20.36	\$22.69	\$32.19	\$38.72	\$44.62	\$42,342	\$47,192	\$66,945	\$80,543	\$92,818	25.70
49-9098	Helpers--installation, maintenance, and repair workers	#	#	\$14.75	\$30,675	4.69	\$11.37	\$13.13	\$14.66	\$16.98	\$18.68	\$23,645	\$27,304	\$30,487	\$35,317	\$38,864	#
49-9099	Installation, maintenance, and repair workers, all other	#	#	\$17.52	\$36,433	5.62	\$11.15	\$14.91	\$17.13	\$19.19	\$25.46	\$23,201	\$31,009	\$35,637	\$39,919	\$52,960	#
51-0000	Production occupations	4,070	21.88	\$15.73	\$32,713.00	\$4.71	\$9.57	\$10.75	\$13.56	\$17.79	\$25.41	\$19,912.00	\$22,370.00	\$28,212.00	\$36,995.00	\$52,852.00	0.96
51-1011	First-line supervisors of production and operating workers	230	13.04	\$26.84	\$55,820	2.83	\$17.78	\$21.52	\$23.98	\$30.64	\$39.49	\$36,978	\$44,760	\$49,880	\$63,727	\$82,141	0.79
51-2028	Electrical, electronic, and electromechanical assemblers, except coil winders, tapers, and finishers	20	0.00	\$14.63	\$30,429	2.03	\$10.06	\$10.81	\$12.23	\$17.69	\$23.54	\$20,931	\$22,477	\$25,428	\$36,798	\$48,957	#
51-2098	Assemblers and fabricators, all other, including team assemblers	50	6.26	\$14.32	\$29,787	5.34	\$9.58	\$10.48	\$13.43	\$17.26	\$21.31	\$19,920	\$21,808	\$27,932	\$35,908	\$44,320	0.08
51-3021	Butchers and meat cutters	80	23.39	\$14.21	\$29,558	2.93	\$10.36	\$11.51	\$13.64	\$16.66	\$19.24	\$21,553	\$23,944	\$28,374	\$34,655	\$40,025	1.37
51-3022	Meat, poultry, and fish cutters and trimmers	#	#	\$12.37	\$25,729	3.26	\$9.92	\$10.82	\$12.31	\$13.97	\$14.96	\$20,644	\$22,499	\$25,602	\$29,052	\$31,122	#
51-3091	Food and tobacco roasting, baking, and drying machine operators and tenders	#	#	\$15.79	\$32,846	2.91	\$9.71	\$13.15	\$14.75	\$19.23	\$23.34	\$20,199	\$27,350	\$30,672	\$40,007	\$48,556	#
51-3092	Food batchmakers	#	#	\$11.68	\$24,291	4.32	\$9.31	\$10.06	\$11.13	\$12.75	\$15.12	\$19,362	\$20,924	\$23,148	\$26,512	\$31,458	#
51-3099	Food processing workers, all other	20	27.49	\$11.84	\$24,634	4.13	\$9.81	\$10.35	\$11.24	\$12.47	\$15.66	\$20,415	\$21,524	\$23,372	\$25,931	\$32,578	#
51-4011	Computer-controlled machine tool operators, metal and plastic	#	#	\$17.03	\$35,416	8.13	\$12.96	\$14.28	\$16.53	\$18.61	\$22.90	\$26,961	\$29,706	\$34,389	\$38,710	\$47,628	#
51-4031	Cutting, punching, and press machine setters, operators, and tenders, metal and plastic	10	0.00	\$14.41	\$29,976	2.45	\$10.73	\$12.28	\$14.53	\$16.84	\$18.27	\$22,313	\$25,545	\$30,228	\$35,019	\$37,997	#
51-4033	Grinding, lapping, polishing, and buffing machine tool setters, operators, and tenders, metal and plastic	80	3.92	\$11.51	\$23,944	2.64	\$9.33	\$9.38	\$10.98	\$13.24	\$14.64	\$19,407	\$19,502	\$22,842	\$27,542	\$30,442	2.28

Data unavailable

Occupational Code	Occupational Title	Employment Estimate	Employment Percentage Relative Standard Error	Average Hourly Wage	Average Annual Wage	Wage Percentage Relative Standard Error	10th Percentile (Hourly)	25th Percentile (Hourly)	50th Percentile (Hourly)	75th Percentile (Hourly)	90th Percentile (Hourly)	10th Percentile (Annual)	25th Percentile (Annual)	50th Percentile (Annual)	75th Percentile (Annual)	90th Percentile (Annual)	Location Quotients
51-4041	Machinists	110	15.70	\$17.62	\$36,642	2.76	\$12.89	\$15.25	\$17.40	\$19.70	\$23.36	\$26,816	\$31,730	\$36,189	\$40,976	\$48,582	0.63
51-4121	Welders, cutters, solderers, and brazers	220	26.33	\$18.05	\$37,547	2.48	\$12.86	\$15.55	\$17.84	\$20.62	\$23.62	\$26,748	\$32,346	\$37,110	\$42,894	\$49,121	1.22
51-5111	Prepress technicians and workers	#	#	\$13.56	\$28,196	5.77	\$11.48	\$12.27	\$13.22	\$14.17	\$14.74	\$23,870	\$25,522	\$27,496	\$29,470	\$30,654	#
51-5112	Printing press operators	10	28.65	\$14.95	\$31,094	13.67	\$10.31	\$11.29	\$16.43	\$18.20	\$19.27	\$21,451	\$23,489	\$34,173	\$37,864	\$40,078	#
51-6011	Laundry and dry-cleaning workers	100	10.57	\$10.75	\$22,364	2.89	\$9.37	\$9.48	\$9.87	\$11.51	\$13.62	\$19,495	\$19,720	\$20,538	\$23,944	\$28,323	1.01
51-6031	Sewing machine operators	#	#	\$12.01	\$24,974	7.43	\$9.59	\$10.04	\$11.63	\$12.98	\$14.37	\$19,939	\$20,889	\$24,201	\$26,999	\$29,899	#
51-7011	Cabinetmakers and bench carpenters	60	13.75	\$15.44	\$32,125	6.17	\$10.61	\$12.11	\$16.44	\$18.20	\$19.33	\$22,065	\$25,194	\$34,200	\$37,864	\$40,198	1.41
51-8013	Power plant operators	140	38.91	\$32.70	\$68,023	7.06	\$26.15	\$28.09	\$31.32	\$37.42	\$44.35	\$54,382	\$58,421	\$65,153	\$77,838	\$92,254	9.03
51-8021	Stationary engineers and boiler operators	#	#	\$16.09	\$33,472	15.86	\$12.80	\$13.38	\$14.33	\$15.29	\$25.18	\$26,634	\$27,825	\$29,811	\$31,797	\$52,372	#
51-8031	Water and wastewater treatment plant and system operators	190	13.07	\$15.94	\$33,160	5.76	\$9.52	\$11.72	\$14.93	\$20.14	\$23.98	\$19,802	\$24,384	\$31,061	\$41,886	\$49,886	3.48
51-8092	Gas plant operators	#	#	\$26.29	\$54,685	8.34	\$14.70	\$21.70	\$26.62	\$31.75	\$36.78	\$30,583	\$45,141	\$55,370	\$66,044	\$76,493	#
51-8093	Petroleum pump system operators, refinery operators, and gaugers	#	#	\$32.35	\$67,294	7.69	\$22.46	\$26.00	\$29.84	\$40.38	\$47.16	\$46,714	\$54,088	\$62,074	\$83,998	\$98,092	#
51-8099	Plant and system operators, all other	10	42.99	\$22.07	\$45,914	21.79	\$10.44	\$12.19	\$17.96	\$29.20	\$42.15	\$21,719	\$25,362	\$37,365	\$60,741	\$87,671	#
51-9021	Crushing, grinding, and polishing machine setters, operators, and tenders	#	#	\$16.30	\$33,898	2.96	\$13.29	\$15.10	\$16.56	\$17.98	\$18.82	\$27,652	\$31,403	\$34,451	\$37,389	\$39,152	#
51-9023	Mixing and blending machine setters, operators, and tenders	100	39.76	\$14.90	\$30,991	25.83	\$9.51	\$9.86	\$11.38	\$16.70	\$33.19	\$19,770	\$20,509	\$23,676	\$34,726	\$69,043	1.61
51-9111	Packaging and filling machine operators and tenders	430	37.22	\$11.33	\$23,575	7.46	\$9.37	\$9.49	\$9.69	\$11.27	\$14.89	\$19,494	\$19,729	\$20,159	\$23,448	\$30,978	2.32
51-9121	Coating, painting, and spraying machine setters, operators, and tenders	20	34.44	\$15.39	\$32,020	4.66	\$11.78	\$13.39	\$15.90	\$17.82	\$18.97	\$24,505	\$27,856	\$33,076	\$37,070	\$39,467	#
51-9122	Painters, transportation equipment	#	#	\$11.55	\$24,019	13.17	\$9.35	\$9.44	\$10.14	\$11.53	\$18.21	\$19,458	\$19,628	\$21,091	\$23,982	\$37,887	#
51-9198	Helpers--production workers	130	29.66	\$12.78	\$26,582	3.69	\$9.35	\$9.48	\$11.81	\$14.74	\$17.74	\$19,448	\$19,723	\$24,575	\$30,653	\$36,892	0.68
53-0000	Transportation and material moving occupations	4,610	11.55	\$15.87	\$33,009	3.21	\$9.62	\$10.74	\$13.80	\$18.69	\$25.30	\$20,012	\$22,329	\$28,703	\$38,881	\$52,625	0.99
53-1048	First-line supervisors of transportation and material moving workers, except aircraft cargo handling supervisors	200	12.68	\$28.52	\$59,319	3.21	\$17.01	\$21.15	\$27.61	\$34.87	\$41.64	\$35,391	\$43,991	\$57,423	\$72,533	\$86,608	1.06
53-3011	Ambulance drivers and attendants, except emergency medical technicians	90	25.68	#	#	#	#	#	#	#	#	#	#	#	#	#	12.00
53-3022	Bus drivers, school or special client	440	6.47	\$15.03	\$31,257.00	\$4.19	\$9.87	\$11.09	\$14.06	\$17.75	\$21.70	\$20,528.00	\$23,059.00	\$29,246.00	\$36,915.00	\$45,142.00	1.86
53-3031	Driver/sales workers	180	39.32	\$15.58	\$32,403	16.07	\$9.40	\$9.56	\$13.56	\$19.93	\$27.89	\$19,558	\$19,879	\$28,202	\$41,457	\$58,014	0.88
53-3032	Heavy and tractor-trailer truck drivers	900	9.80	\$20.65	\$42,955	3.25	\$14.00	\$16.40	\$19.18	\$23.74	\$30.17	\$29,120	\$34,117	\$39,897	\$49,384	\$62,754	1.10
53-3033	Light truck or delivery services drivers	440	12.73	\$17.02	\$35,407	5.65	\$9.66	\$11.18	\$15.51	\$20.19	\$27.76	\$20,102	\$23,250	\$32,251	\$41,996	\$57,747	1.08
53-3041	Taxi drivers and chauffeurs	70	19.02	\$12.05	\$25,056	5.41	\$9.42	\$9.60	\$11.11	\$14.13	\$16.74	\$19,591	\$19,960	\$23,102	\$29,394	\$34,826	0.72
53-3099	Motor vehicle operators, all other	#	#	\$10.54	\$21,919.00	\$8.44	\$9.32	\$9.35	\$9.40	\$10.37	\$11.37	\$19,384.00	\$19,444.00	\$19,543.00	\$21,571.00	\$23,659.00	#
53-6031	Automotive and watercraft service attendants	60	16.56	\$12.10	\$25,171	3.92	\$9.67	\$10.31	\$11.47	\$13.41	\$15.20	\$20,115	\$21,446	\$23,856	\$27,889	\$31,617	1.06
53-7011	Conveyor operators and tenders	100	29.06	\$14.27	\$29,676	5.57	\$10.18	\$11.71	\$14.05	\$16.44	\$18.23	\$21,175	\$24,355	\$29,226	\$34,202	\$37,927	7.73
53-7032	Excavating and loading machine and dragline operators	30	8.43	\$17.77	\$36,961	5.10	\$11.82	\$13.36	\$16.12	\$20.31	\$26.08	\$24,575	\$27,783	\$33,523	\$42,245	\$54,241	1.61
53-7051	Industrial truck and tractor operators	270	15.97	\$12.99	\$27,020	5.06	\$9.44	\$10.12	\$12.02	\$14.64	\$18.49	\$19,632	\$21,043	\$25,005	\$30,454	\$38,452	1.00
53-7061	Cleaners of vehicles and equipment	240	13.23	\$11.58	\$24,092	3.50	\$9.55	\$10.04	\$10.99	\$11.94	\$14.40	\$19,865	\$20,874	\$22,851	\$24,829	\$29,954	1.37
53-7062	Laborers and freight, stock, and material movers, hand	540	12.87	\$14.01	\$29,149	3.66	\$9.67	\$10.51	\$13.03	\$16.74	\$18.77	\$20,106	\$21,866	\$27,105	\$34,810	\$39,046	0.43
53-7064	Packers and packagers, hand	#	#	\$11.40	\$23,717	3.26	\$9.52	\$9.96	\$10.98	\$12.02	\$14.16	\$19,792	\$20,713	\$22,844	\$24,995	\$29,443	#
53-7081	Refuse and recyclable material collectors	80	22.32	\$13.21	\$27,475	5.05	\$9.81	\$11.06	\$13.05	\$14.86	\$17.31	\$20,397	\$23,006	\$27,142	\$30,911	\$36,001	1.49

Data unavailable

Occupational Code	Occupational Title	Employment Estimate	Employment Percentage Relative Standard Error	Average Hourly Wage	Average Annual Wage	Wage Percentage Relative Standard Error	10th Percentile (Hourly)	25th Percentile (Hourly)	50th Percentile (Hourly)	75th Percentile (Hourly)	90th Percentile (Hourly)	10th Percentile (Annual)	25th Percentile (Annual)	50th Percentile (Annual)	75th Percentile (Annual)	90th Percentile (Annual)	Location Quotients
00-0000	Total all occupations	97,520	1.49	\$20.75	\$43,167	1.24	\$9.58	\$11.72	\$16.88	\$24.89	\$35.28	\$19,935	\$24,373	\$35,121	\$51,761	\$73,389	1.00
11-0000	Management occupations	3,420	4.92	\$44.34	\$92,225	2.30	\$20.03	\$28.20	\$38.94	\$55.04	\$73.22	\$41,663	\$58,663	\$81,004	\$114,477	\$152,307	0.69
11-1011	Chief executives	40	39.44	\$57.69	\$120,001	2.94	\$42.83	\$47.59	\$56.62	\$68.00	\$77.18	\$89,078	\$98,987	\$117,765	\$141,432	\$160,526	0.27
11-1021	General and operations managers	1,540	6.94	\$44.02	\$91,557	3.71	\$16.66	\$26.31	\$36.40	\$56.30	\$75.17	\$34,644	\$54,726	\$75,708	\$117,096	\$156,359	1.02
11-1031	Legislators	120	17.07	#	\$57,702	14.07	#	#	#	#	#	\$19,573	\$20,059	\$48,348	\$64,899	\$99,091	3.43
11-2021	Marketing managers	40	34.89	#	#	#	#	#	#	#	#	#	#	#	#	#	0.23
11-2022	Sales managers	20	29.69	\$62.47	\$129,938	11.48	\$23.51	\$37.00	\$57.04	\$73.12	#	\$48,905	\$76,969	\$118,645	\$152,091	#	#
11-2031	Public relations and fundraising managers	20	21.54	\$47.73	\$99,285	5.68	\$26.54	\$30.11	\$48.52	\$59.34	\$73.77	\$55,205	\$62,623	\$100,920	\$123,421	\$153,435	#
11-3011	Administrative services managers	40	6.74	\$39.22	\$81,586	2.47	\$23.78	\$27.91	\$40.47	\$46.94	\$56.06	\$49,456	\$58,061	\$84,183	\$97,626	\$116,608	0.22
11-3021	Computer and information systems managers	60	32.97	#	#	#	#	#	#	#	#	#	#	#	#	#	0.23
11-3031	Financial managers	170	14.80	\$52.20	\$108,566	4.20	\$28.82	\$37.84	\$51.19	\$62.54	\$76.18	\$59,948	\$78,717	\$106,472	\$130,085	\$158,450	0.44
11-3071	Transportation, storage, and distribution managers	30	25.44	\$49.82	\$103,619	3.66	\$30.26	\$37.05	\$53.04	\$58.82	\$63.63	\$62,950	\$77,057	\$110,322	\$122,344	\$132,356	#
11-3121	Human resources managers	20	9.48	\$46.67	\$97,067	2.82	\$35.51	\$40.54	\$46.54	\$54.20	\$60.06	\$73,854	\$84,328	\$96,809	\$112,735	\$124,921	#
11-9021	Construction managers	290	17.62	\$45.50	\$94,643	9.86	\$21.25	\$28.60	\$42.21	\$64.68	\$76.34	\$44,205	\$59,480	\$87,795	\$134,536	\$158,788	1.59
11-9031	Education administrators, preschool and childcare center/program	20	33.74	\$26.99	\$56,132	5.16	\$18.03	\$20.73	\$27.27	\$33.19	\$37.12	\$37,505	\$43,120	\$56,716	\$69,033	\$77,204	#
11-9032	Education administrators, elementary and secondary school	240	5.04	#	\$74,800	1.91	#	#	#	#	#	\$53,589	\$63,728	\$74,591	\$87,225	\$99,377	1.42
11-9033	Education administrators, postsecondary	40	43.47	\$37.61	\$78,220	2.79	\$21.19	\$25.98	\$34.05	\$46.83	\$64.37	\$44,084	\$54,042	\$70,824	\$97,406	\$133,882	0.42
11-9041	Architectural and engineering managers	10	21.14	\$64.85	\$134,885	7.57	\$35.75	\$44.35	\$58.54	\$83.44	\$96.57	\$74,350	\$92,249	\$121,771	\$173,548	\$200,858	#
11-9051	Food service managers	50	39.05	\$31.26	\$65,019	10.15	\$12.49	\$24.41	\$32.37	\$40.60	\$46.35	\$25,987	\$50,772	\$67,329	\$84,448	\$96,414	0.33
11-9111	Medical and health services managers	180	10.18	\$48.77	\$101,439	2.69	\$29.54	\$35.76	\$44.84	\$57.25	\$75.99	\$61,450	\$74,383	\$93,269	\$119,074	\$158,065	0.76
11-9121	Natural sciences managers	10	9.27	\$44.05	\$91,633	3.04	\$39.32	\$40.47	\$44.00	\$47.02	\$49.81	\$81,789	\$84,181	\$91,521	\$97,804	\$103,598	#
11-9131	Postmasters and mail superintendents	30	0.00	\$34.06	\$70,847	1.52	\$22.59	\$31.20	\$35.66	\$39.03	\$42.38	\$46,987	\$64,886	\$74,173	\$81,172	\$88,140	3.14
11-9141	Property, real estate, and community association managers	30	49.54	#	#	#	#	#	#	#	#	#	#	#	#	#	#
11-9151	Social and community service managers	80	16.64	\$34.56	\$71,876	4.65	\$19.03	\$27.14	\$34.37	\$39.80	\$50.41	\$39,578	\$56,445	\$71,488	\$82,776	\$104,851	0.81
11-9161	Emergency management directors	10	32.83	\$25.06	\$52,126	4.29	\$20.10	\$21.73	\$24.49	\$28.40	\$30.65	\$41,807	\$45,203	\$50,947	\$59,078	\$63,756	#
11-9199	Managers, all other	200	12.74	\$50.21	\$104,441	6.46	\$25.12	\$34.27	\$46.18	\$57.35	\$70.88	\$52,242	\$71,281	\$96,051	\$119,284	\$147,439	0.69
13-0000	Business and financial operations occupations	3,430	4.38	\$32.67	\$67,945	2.74	\$15.62	\$20.23	\$28.47	\$38.47	\$55.20	\$32,498	\$42,075	\$59,214	\$80,023	\$114,811	0.67
13-1020	Buyers and purchasing agents	140	9.46	\$26.94	\$56,029	3.21	\$14.43	\$18.46	\$25.63	\$33.17	\$39.91	\$30,014	\$38,389	\$53,311	\$68,987	\$83,004	0.49
13-1031	Claims adjusters, examiners, and investigators	30	43.41	\$35.45	\$73,731	1.81	\$23.93	\$29.91	\$35.98	\$38.05	\$49.51	\$49,767	\$62,221	\$74,845	\$79,147	\$102,977	0.16
13-1041	Compliance officers, except agriculture, construction, health and safety, and transportation	150	12.70	\$28.88	\$60,077	5.30	\$12.53	\$17.96	\$26.22	\$40.83	\$46.52	\$26,059	\$37,347	\$54,547	\$84,929	\$96,753	0.74
13-1051	Cost estimators	130	29.12	\$28.23	\$58,719	3.71	\$21.51	\$25.70	\$28.05	\$30.46	\$36.59	\$44,744	\$53,460	\$58,342	\$63,353	\$76,109	0.92
13-1071	Human resources specialists	200	8.07	\$29.30	\$60,954	2.52	\$17.38	\$21.97	\$27.52	\$34.04	\$43.56	\$36,151	\$45,696	\$57,250	\$70,799	\$90,607	0.52
13-1081	Logisticians	10	5.51	\$26.33	\$54,765	7.83	\$15.99	\$17.47	\$23.22	\$32.17	\$43.56	\$33,263	\$36,342	\$48,297	\$66,907	\$90,603	#
13-1111	Management analysts	140	22.21	\$43.36	\$90,181	22.91	\$12.91	\$16.30	\$31.10	\$47.65	\$95.58	\$26,859	\$33,899	\$64,690	\$99,118	\$198,798	0.31
13-1121	Meeting, convention, and event planners	70	9.98	\$18.72	\$38,934.00	\$5.18	\$12.17	\$14.22	\$17.78	\$21.53	\$26.27	\$25,313.00	\$29,568.00	\$36,981.00	\$44,778.00	\$54,640.00	0.97
13-1131	Fundraisers	50	27.26	\$27.62	\$57,443	4.50	\$16.69	\$18.92	\$24.64	\$35.95	\$44.96	\$34,719	\$39,343	\$51,257	\$74,782	\$93,522	0.91
13-1141	Compensation, benefits, and job analysis specialists	#	#	\$34.02	\$70,755	13.13	\$16.70	\$19.56	\$40.08	\$45.22	\$48.34	\$34,745	\$40,677	\$83,371	\$94,059	\$100,553	#
13-1151	Training and development specialists	#	#	\$42.51	\$88,431	5.65	\$20.12	\$27.77	\$41.20	\$47.55	\$86.44	\$41,852	\$57,761	\$85,699	\$98,914	\$179,805	#
13-1161	Market research analysts and marketing specialists	260	12.47	\$26.40	\$54,918.00	\$5.59	\$13.46	\$16.71	\$22.14	\$33.73	\$46.98	\$27,991.00	\$34,763.00	\$46,050.00	\$70,166.00	\$97,714.00	0.63
13-1199	Business operations specialists, all other	680	6.87	\$32.10	\$66,771	2.37	\$17.54	\$22.79	\$29.62	\$39.37	\$49.51	\$36,487	\$47,404	\$61,608	\$81,891	\$102,981	0.99
13-2011	Accountants and auditors	950	9.97	\$33.54	\$69,766	5.76	\$16.12	\$19.76	\$28.71	\$38.53	\$62.14	\$33,525	\$41,110	\$59,720	\$80,149	\$129,245	1.11
13-2021	Appraisers and assessors of real estate	150	31.71	\$27.10	\$56,371	5.21	\$18.00	\$21.89	\$27.54	\$31.90	\$37.22	\$37,436	\$45,531	\$57,276	\$66,354	\$77,412	3.77
13-2031	Budget analysts	10	6.63	\$31.40	\$65,307	2.55	\$26.40	\$27.92	\$31.84	\$33.77	\$37.93	\$54,911	\$58,064	\$66,235	\$70,245	\$78,899	#
13-2041	Credit analysts	#	#	\$40.21	\$83,640	6.87	\$19.48	\$29.94	\$38.07	\$49.19	\$65.68	\$40,524	\$62,286	\$79,186	\$102,320	\$136,608	#
13-2052	Personal financial advisors	120	18.97	\$49.83	\$103,638	14.91	\$14.21	\$31.50	\$39.37	\$68.50	\$77.44	\$29,554	\$65,511	\$81,898	\$142,479	\$161,081	0.85
13-2072	Loan officers	110	29.13	\$27.48	\$57,158	12.67	\$14.56	\$16.88	\$22.16	\$37.00	\$47.19	\$30,284	\$35,107	\$46,090	\$76,961	\$98,149	0.54
13-2099	Financial specialists, all other	50	21.23	\$47.97	\$99,772.00	\$23.92	\$21.77	\$27.40	\$33.07	\$53.08	#	\$45,283.00	\$56,989.00	\$68,790.00	\$110,414.00	#	0.57
15-0000	Computer and mathematical occupations	930	13.44	\$37.82	\$78,672	6.25	\$18.60	\$24.92	\$33.60	\$47.44	\$66.73	\$38,689	\$51,839	\$69,894	\$98,674	\$138,805	0.32
15-1121	Computer systems analysts	70	37.07	\$30.64	\$63,731	6.87	\$20.94	\$24.77	\$27.90	\$34.03	\$47.96	\$43,562	\$51,532	\$68,024	\$77,775	\$99,751	0.17
15-1131	Computer programmers	30	22.51	\$35.44	\$73,719	4.31	\$25.82	\$28.21	\$34.15	\$38.64	\$48.65	\$53,714	\$58,670	\$71,022	\$80,379	\$101,197	#

Data unavailable

Occupational Code	Occupational Title	Employment Estimate	Employment Percentage Relative Standard Error	Average Hourly Wage	Average Annual Wage	Wage Percentage Relative Standard Error	10th Percentile (Hourly)	25th Percentile (Hourly)	50th Percentile (Hourly)	75th Percentile (Hourly)	90th Percentile (Hourly)	10th Percentile (Annual)	25th Percentile (Annual)	50th Percentile (Annual)	75th Percentile (Annual)	90th Percentile (Annual)	Location Quotients
15-1132	Software developers, applications	170	16.54	\$49.50	\$102,950	10.23	\$28.50	\$34.85	\$44.81	\$65.16	\$78.67	\$59,282	\$72,482	\$93,212	\$135,523	\$163,626	0.29
15-1134	Web developers	40	25.20	\$24.59	\$51,155	9.05	\$13.68	\$16.72	\$22.99	\$29.08	\$43.03	\$28,458	\$34,772	\$47,821	\$60,488	\$89,498	0.50
15-1141	Database administrators	30	33.50	\$37.79	\$78,603	10.59	\$20.31	\$22.33	\$36.94	\$52.55	\$60.81	\$42,235	\$46,450	\$76,828	\$109,311	\$126,492	#
15-1142	Network and computer systems administrators	160	13.28	\$31.93	\$66,418	4.37	\$15.45	\$23.08	\$31.57	\$39.43	\$49.78	\$32,143	\$48,015	\$65,668	\$82,013	\$103,548	0.63
15-1143	Computer network architects	20	46.61	\$36.50	\$75,922	6.62	\$26.21	\$28.13	\$31.34	\$44.65	\$55.50	\$54,520	\$58,518	\$65,190	\$92,874	\$115,444	#
15-1151	Computer user support specialists	180	21.01	\$23.42	\$48,721	1.89	\$16.11	\$18.87	\$22.79	\$27.90	\$31.35	\$33,509	\$39,244	\$47,402	\$58,023	\$65,210	0.43
15-1152	Computer network support specialists	20	47.66	\$27.45	\$57,100	8.71	\$16.14	\$18.32	\$21.69	\$36.42	\$52.49	\$33,564	\$38,100	\$45,106	\$75,758	\$109,177	#
15-1199	Computer occupations, all other	130	13.42	\$53.66	\$111,620	5.47	\$32.05	\$37.56	\$53.63	\$70.95	\$78.07	\$66,663	\$78,121	\$111,556	\$147,584	\$162,378	0.59
17-0000	Architecture and engineering occupations	950	6.65	\$38.99	\$81,100.00	\$3.91	\$18.98	\$26.32	\$35.81	\$46.85	\$63.02	\$39,485.00	\$54,738.00	\$74,485.00	\$97,448.00	\$131,074.00	0.55
17-1011	Architects, except landscape and naval	70	7.15	\$43.59	\$90,674	21.76	\$16.82	\$19.18	\$39.58	\$59.98	\$84.99	\$34,982	\$39,903	\$82,318	\$124,752	\$176,771	1.05
17-1021	Cartographers and photogrammetrists	20	19.77	\$28.93	\$60,185	7.26	\$20.04	\$22.33	\$27.16	\$35.56	\$43.26	\$41,681	\$46,452	\$56,500	\$73,971	\$89,981	#
17-1022	Surveyors	70	16.71	\$29.02	\$60,369	10.99	\$13.17	\$17.49	\$31.06	\$38.10	\$45.04	\$27,385	\$36,377	\$64,602	\$79,240	\$93,689	2.37
17-2051	Civil engineers	190	21.11	\$39.70	\$82,581	7.63	\$21.47	\$27.68	\$39.08	\$48.79	\$60.49	\$44,652	\$57,582	\$81,292	\$101,476	\$125,826	0.94
17-2071	Electrical engineers	#	#	\$42.54	\$88,474	4.16	\$32.91	\$38.95	\$41.25	\$48.32	\$54.81	\$68,451	\$74,784	\$85,802	\$100,498	\$114,012	#
17-2072	Electronics engineers, except computer	20	34.55	\$31.49	\$65,507	4.07	\$21.10	\$23.14	\$31.86	\$37.98	\$46.01	\$43,893	\$48,137	\$66,264	\$78,991	\$95,703	#
17-2081	Environmental engineers	40	36.87	\$33.12	\$68,879.00	\$6.10	\$25.12	\$26.80	\$29.61	\$38.02	\$45.11	\$52,253.00	\$55,753.00	\$61,586.00	\$79,073.00	\$93,824.00	1.03
17-2141	Mechanical engineers	60	29.06	\$43.88	\$91,263	8.85	\$23.39	\$29.45	\$44.81	\$56.88	\$64.68	\$48,652	\$61,264	\$93,203	\$118,308	\$134,538	0.32
17-2151	Mining and geological engineers, including mining safety engineers	50	49.84	\$49.11	\$102,142	2.55	\$37.62	\$41.43	\$46.17	\$54.76	\$70.65	\$78,251	\$86,166	\$96,034	\$113,911	\$146,942	12.83
17-2171	Petroleum engineers	30	31.13	\$92.72	\$192,853	12.01	\$43.93	\$48.20	\$85.21	#	#	\$91,379	\$100,264	\$177,237	#	#	#
17-2199	Engineers, all other	20	46.70	\$45.13	\$93,864	15.92	\$27.56	\$32.52	\$42.78	\$57.01	\$70.14	\$57,323	\$67,652	\$88,978	\$118,573	\$145,888	#
17-3011	Architectural and civil drafters	20	35.89	\$24.39	\$50,730	5.57	\$15.61	\$18.06	\$22.00	\$30.60	\$37.99	\$32,464	\$37,563	\$45,762	\$63,647	\$79,026	#
17-3022	Civil engineering technicians	60	15.28	\$25.11	\$52,236	7.47	\$16.83	\$19.11	\$23.80	\$31.56	\$35.59	\$35,008	\$39,741	\$49,501	\$65,637	\$74,034	1.26
17-3023	Electrical and electronics engineering technicians	30	22.71	\$35.83	\$74,525	3.03	\$31.97	\$33.07	\$35.42	\$37.95	\$44.75	\$66,490	\$68,791	\$73,682	\$78,943	\$93,076	#
17-3029	Engineering technicians, except drafters, all other	60	24.60	\$29.86	\$62,100	3.80	\$19.70	\$25.28	\$29.50	\$35.99	\$39.05	\$40,967	\$52,575	\$61,365	\$74,850	\$81,228	1.09
17-3031	Surveying and mapping technicians	60	23.20	\$28.87	\$60,055	4.72	\$16.62	\$20.85	\$27.14	\$35.48	\$47.17	\$34,576	\$43,360	\$56,444	\$73,798	\$98,104	1.74
19-0000	Life, physical, and social science occupations	1,160	4.44	\$26.75	\$55,644	2.34	\$14.11	\$16.71	\$26.17	\$34.05	\$41.40	\$29,359	\$34,748	\$54,424	\$70,816	\$86,111	1.48
19-1023	Zoologists and wildlife biologists	80	0.00	\$32.57	\$67,753	1.20	\$27.84	\$28.05	\$31.08	\$34.98	\$41.56	\$57,909	\$58,341	\$64,657	\$72,764	\$86,439	6.85
19-1031	Conservation scientists	70	5.25	\$31.82	\$66,185	2.00	\$23.73	\$27.12	\$32.81	\$36.67	\$38.17	\$49,358	\$56,401	\$68,241	\$76,272	\$79,388	4.60
19-1032	Foresters	30	11.33	\$30.78	\$64,015	2.98	\$19.56	\$27.92	\$31.11	\$33.78	\$37.63	\$40,882	\$58,068	\$64,705	\$70,257	\$78,262	#
19-2031	Chemists	#	#	\$31.82	\$66,178	5.88	\$21.98	\$25.91	\$31.01	\$37.74	\$44.18	\$45,709	\$53,887	\$64,504	\$78,500	\$91,903	#
19-2041	Environmental scientists and specialists, including health	20	46.86	\$51.08	\$106,254	7.09	\$21.78	\$25.69	\$37.65	\$55.47	#	\$45,298	\$53,445	\$78,320	\$115,380	#	#
19-2042	Geoscientists, except hydrologists and geographers	40	28.79	\$31.49	\$65,503	2.44	\$24.96	\$26.76	\$29.54	\$35.71	\$43.81	\$51,918	\$55,661	\$61,438	\$74,274	\$91,118	1.92
19-2043	Hydrologists	10	0.00	\$38.01	\$79,065	2.25	\$28.94	\$33.08	\$36.66	\$45.10	\$45.11	\$60,197	\$68,801	\$76,258	\$93,811	\$93,828	#
19-3031	Clinical, counseling, and school psychologists	110	32.32	#	#	#	#	#	#	#	#	#	#	#	#	#	1.42
19-3039	Psychologists, all other	20	0.00	\$45.63	\$94,905	3.32	\$34.98	\$45.39	\$47.13	\$48.52	\$51.29	\$72,753	\$94,406	\$98,036	\$100,930	\$106,688	#
19-3051	Urban and regional planners	50	7.47	\$32.72	\$68,059	2.07	\$21.97	\$25.92	\$29.74	\$38.67	\$48.11	\$45,689	\$53,912	\$61,864	\$80,432	\$100,078	2.20
19-3091	Anthropologists and archeologists	60	27.62	\$26.45	\$55,010	4.42	\$17.49	\$20.27	\$25.89	\$31.84	\$36.67	\$36,372	\$42,159	\$53,850	\$66,232	\$76,268	13.15
19-3099	Social scientists and related workers, all other	40	0.00	\$33.35	\$69,369	3.54	\$27.33	\$29.75	\$34.04	\$36.97	\$37.94	\$56,857	\$61,875	\$70,811	\$76,890	\$78,910	1.44
19-4021	Biological technicians	80	2.35	\$20.26	\$42,146	2.05	\$15.79	\$15.80	\$19.71	\$22.16	\$28.06	\$32,848	\$32,863	\$41,007	\$46,098	\$58,357	1.46
19-4031	Chemical technicians	20	40.92	\$25.59	\$53,231	3.32	\$14.66	\$19.95	\$27.11	\$30.39	\$34.75	\$30,483	\$41,500	\$56,391	\$63,202	\$72,282	#
19-4041	Geological and petroleum technicians	30	39.93	\$27.63	\$57,465	13.41	\$13.80	\$19.89	\$25.43	\$31.81	\$47.06	\$28,705	\$41,377	\$52,895	\$66,155	\$97,884	3.21
19-4091	Environmental science and protection technicians, including health	30	5.51	\$23.82	\$49,546	3.20	\$17.81	\$19.54	\$22.78	\$29.32	\$31.52	\$37,045	\$40,638	\$47,391	\$60,990	\$65,568	#
19-4093	Forest and conservation technicians	340	4.85	\$17.66	\$36,726	1.36	\$12.68	\$14.12	\$15.80	\$19.56	\$25.28	\$26,365	\$29,362	\$32,856	\$40,684	\$52,582	16.26
21-0000	Community and social services occupations	1,990	6.84	\$22.20	\$46,167	2.20	\$13.09	\$16.82	\$21.69	\$27.30	\$32.62	\$27,235	\$34,982	\$45,120	\$56,783	\$67,851	1.39
21-1012	Educational, guidance, school, and vocational counselors	170	10.49	\$22.72	\$47,251	2.42	\$15.96	\$18.59	\$22.09	\$26.29	\$31.34	\$33,189	\$38,660	\$45,951	\$54,682	\$65,194	0.90
21-1013	Marriage and family therapists	40	33.33	\$27.92	\$58,081	2.90	\$21.73	\$25.48	\$28.14	\$30.84	\$35.64	\$45,200	\$53,006	\$58,538	\$64,157	\$74,129	1.27
21-1015	Rehabilitation counselors	20	14.57	\$25.10	\$52,215	3.60	\$14.05	\$18.16	\$23.66	\$30.03	\$38.46	\$29,234	\$37,783	\$49,214	\$62,456	\$79,992	#
21-1018	Substance abuse, behavioral disorder, and mental health counselors	#	#	\$24.81	\$51,601	1.86	\$15.27	\$19.58	\$26.21	\$29.64	\$33.26	\$31,763	\$40,728	\$54,516	\$61,645	\$69,190	#
21-1019	Counselors, all other	#	#	\$21.54	\$44,799	3.89	\$15.15	\$16.68	\$19.65	\$26.80	\$30.13	\$31,515	\$34,698	\$40,879	\$55,748	\$62,676	#

Data unavailable

Occupational Code	Occupational Title	Employment Estimate	Employment Percentage Relative Standard Error	Average Hourly Wage	Average Annual Wage	Wage Percentage Relative Standard Error	10th Percentile (Hourly)	25th Percentile (Hourly)	50th Percentile (Hourly)	75th Percentile (Hourly)	90th Percentile (Hourly)	10th Percentile (Annual)	25th Percentile (Annual)	50th Percentile (Annual)	75th Percentile (Annual)	90th Percentile (Annual)	Location Quotients
21-1021	Child, family, and school social workers	290	18.26	\$19.61	\$40,793	3.37	\$13.44	\$15.89	\$18.99	\$22.94	\$27.12	\$27,958	\$33,061	\$39,492	\$47,722	\$56,416	1.39
21-1022	Healthcare social workers	80	7.14	\$22.40	\$46,593.00	\$2.43	\$15.07	\$17.51	\$22.24	\$26.91	\$32.10	\$31,345.00	\$36,430.00	\$46,253.00	\$55,977.00	\$66,760.00	0.70
21-1023	Mental health and substance abuse social workers	70	9.29	\$19.49	\$40,548	4.55	\$15.39	\$16.57	\$18.54	\$22.44	\$27.21	\$32,011	\$34,473	\$38,557	\$46,672	\$56,602	0.91
21-1029	Social workers, all other	60	14.23	\$22.77	\$47,363	3.08	\$15.92	\$17.81	\$21.71	\$27.34	\$33.07	\$33,110	\$37,038	\$45,163	\$56,871	\$68,789	1.58
21-1091	Health educators	30	5.42	\$26.50	\$55,118	2.41	\$15.67	\$17.98	\$26.13	\$34.40	\$38.48	\$32,583	\$37,392	\$54,353	\$71,555	\$80,030	0.78
21-1092	Probation officers and correctional treatment specialists	200	8.29	\$29.42	\$61,191	1.59	\$23.51	\$24.72	\$27.98	\$33.88	\$37.78	\$48,900	\$51,415	\$58,202	\$70,470	\$78,576	3.41
21-1094	Community health workers	40	9.56	\$19.07	\$39,665	1.90	\$14.26	\$15.95	\$17.96	\$22.10	\$26.50	\$29,665	\$33,183	\$37,356	\$45,968	\$55,118	1.12
21-1099	Community and social service specialists, all other	#	#	\$21.32	\$44,352	1.89	\$15.48	\$17.07	\$19.99	\$23.92	\$29.04	\$32,199	\$35,506	\$41,578	\$49,744	\$60,413	#
23-0000	Legal occupations	610	16.62	\$36.17	\$75,239	4.69	\$17.37	\$25.04	\$33.11	\$42.85	\$62.26	\$36,137	\$52,082	\$68,879	\$89,131	\$129,504	0.81
23-1011	Lawyers	290	24.44	\$41.35	\$86,018	4.57	\$28.54	\$32.72	\$38.12	\$46.80	\$58.03	\$59,366	\$68,057	\$79,285	\$97,342	\$120,700	0.67
23-1023	Judges, magistrate judges, and magistrates	60	26.45	\$54.49	\$113,339	2.78	\$13.31	\$14.94	\$74.51	\$77.85	\$77.86	\$27,693	\$31,065	\$54,981	\$161,928	\$161,942	3.13
23-2011	Paralegals and legal assistants	150	24.90	\$24.95	\$51,904	7.89	\$16.25	\$18.86	\$23.90	\$30.61	\$36.38	\$33,806	\$39,228	\$49,702	\$63,677	\$75,663	0.77
23-2093	Title examiners, abstractors, and searchers	20	45.37	\$26.02	\$54,113	3.01	\$21.34	\$24.10	\$26.64	\$28.81	\$30.40	\$44,386	\$50,133	\$55,408	\$59,925	\$63,228	#
23-2099	Legal support workers, all other	#	#	\$27.43	\$57,064	9.56	\$13.83	\$17.29	\$25.59	\$33.46	\$44.28	\$28,776	\$35,968	\$53,230	\$69,602	\$92,104	#
25-0000	Education, training, and library occupations	6,190	5.81	\$21.46	\$44,629	2.39	\$11.47	\$14.95	\$19.63	\$26.08	\$32.30	\$23,854	\$31,106	\$40,821	\$54,244	\$67,174	1.04
25-1011	Business teachers, postsecondary	60	36.97	#	\$66,403	3.68	#	#	#	#	#	\$29,924	\$42,978	\$61,461	\$90,557	\$101,619	0.96
25-1021	Computer science teachers, postsecondary	#	#	#	\$65,552	5.07	#	#	#	#	#	\$27,251	\$30,266	\$74,341	\$88,659	\$98,618	#
25-1042	Biological science teachers, postsecondary	50	42.84	#	\$78,666	9.21	#	#	#	#	#	\$47,814	\$56,857	\$67,087	\$100,631	\$127,435	1.40
25-1081	Education teachers, postsecondary	70	29.03	#	\$67,294	18.33	#	#	#	#	#	\$34,096	\$37,712	\$46,310	\$111,145	\$145,097	1.61
25-1111	Criminal justice and law enforcement teachers, postsecondary	30	10.74	#	\$63,227	22.77	#	#	#	#	#	\$33,858	\$38,593	\$46,846	\$109,684	\$125,345	3.37
25-1123	English language and literature teachers, postsecondary	70	36.15	#	\$64,977	7.74	#	#	#	#	#	\$29,299	\$43,458	\$55,796	\$80,932	\$120,047	1.47
25-1194	Vocational education teachers, postsecondary	110	15.03	\$24.22	\$50,378	2.94	\$13.65	\$19.51	\$26.39	\$28.64	\$29.96	\$28,394	\$40,586	\$54,889	\$59,581	\$62,314	1.46
25-1199	Postsecondary teachers, all other	10	12.54	#	\$64,120	9.75	#	#	#	#	#	\$42,397	\$54,508	\$70,128	\$77,223	\$81,481	#
25-2011	Preschool teachers, except special education	390	10.07	\$14.20	\$29,543	9.51	\$9.55	\$10.50	\$12.70	\$16.85	\$21.11	\$19,857	\$21,840	\$26,410	\$35,050	\$43,909	1.39
25-2012	Kindergarten teachers, except special education	200	14.06	#	\$42,135	1.73	#	#	#	#	#	\$30,573	\$34,357	\$39,773	\$48,899	\$59,522	2.05
25-2021	Elementary school teachers, except special education	1,290	9.07	#	\$45,640	1.63	#	#	#	#	#	\$32,927	\$36,878	\$44,483	\$53,952	\$61,866	1.33
25-2022	Middle school teachers, except special and career/technical educa	570	1.36	#	\$46,063	1.79	#	#	#	#	#	\$33,681	\$38,148	\$45,022	\$53,032	\$61,812	1.34
25-2031	Secondary school teachers, except special and career/technical ed	720	3.69	#	\$45,957	1.97	#	#	#	#	#	\$32,004	\$36,753	\$45,057	\$54,763	\$62,657	1.03
25-2032	Career/technical education teachers, secondary school	50	1.80	#	\$46,934	1.84	#	#	#	#	#	\$33,365	\$38,638	\$45,840	\$54,377	\$62,601	0.93
25-2051	Special education teachers, preschool	40	26.83	#	\$54,992	2.34	#	#	#	#	#	\$34,406	\$40,161	\$49,982	\$60,330	\$95,816	2.03
25-2052	Special education teachers, kindergarten and elementary school	150	3.10	#	\$53,136	2.08	#	#	#	#	#	\$35,115	\$40,980	\$47,713	\$59,731	\$81,596	1.19
25-2053	Special education teachers, middle school	80	0.75	#	\$51,066	2.45	#	#	#	#	#	\$32,965	\$37,352	\$46,551	\$60,490	\$78,606	1.40
25-2054	Special education teachers, secondary school	100	0.52	#	\$50,516	2.38	#	#	#	#	#	\$33,352	\$37,443	\$46,696	\$58,570	\$75,689	1.07
25-3021	Self-enrichment education teachers	220	23.16	\$25.00	\$51,998	17.40	\$10.37	\$11.97	\$24.15	\$34.29	\$38.82	\$21,576	\$24,896	\$50,225	\$71,323	\$80,741	1.33
25-3097	Teachers and instructors, all other, except substitute teachers	100	16.88	#	\$56,071	9.84	#	#	#	#	#	\$32,990	\$43,446	\$54,713	\$65,027	\$78,903	0.52
25-4012	Curators	10	30.36	\$20.82	\$43,299	7.84	\$13.49	\$15.17	\$17.74	\$26.19	\$35.71	\$28,060	\$31,550	\$36,898	\$54,471	\$74,267	#
25-4013	Museum technicians and conservators	#	#	\$17.41	\$36,217	14.03	\$12.42	\$13.06	\$14.11	\$17.18	\$32.46	\$25,840	\$27,158	\$29,355	\$35,728	\$67,510	#
25-4021	Librarians	90	13.09	\$25.33	\$52,683	8.00	\$15.41	\$19.53	\$24.62	\$30.10	\$38.48	\$32,045	\$40,625	\$51,209	\$62,605	\$80,047	1.08
25-4031	Library technicians	210	9.52	\$14.49	\$30,133	1.81	\$10.34	\$12.55	\$13.98	\$16.40	\$19.15	\$21,499	\$26,102	\$29,071	\$34,106	\$39,837	3.42
25-9021	Farm and home management advisors	#	#	\$17.77	\$36,954	11.93	\$9.45	\$15.70	\$18.96	\$22.22	\$24.05	\$19,647	\$32,659	\$39,439	\$46,226	\$50,028	#
25-9031	Instructional coordinators	40	8.76	\$33.50	\$69,677	2.89	\$23.88	\$28.47	\$34.21	\$38.18	\$42.96	\$49,668	\$59,217	\$71,159	\$79,418	\$89,349	0.39
25-9041	Teacher assistants	990	10.18	#	\$27,632	1.92	#	#	#	#	#	\$20,795	\$22,898	\$26,571	\$30,500	\$36,761	1.11
25-9099	Education, training, and library workers, all other	40	38.16	\$19.45	\$40,451	5.87	\$12.30	\$13.44	\$17.39	\$26.17	\$29.01	\$25,587	\$27,950	\$36,177	\$54,423	\$60,342	0.63
27-0000	Arts, design, entertainment, sports, and media occupations	1,370	7.33	\$18.64	\$38,768	4.61	\$9.41	\$10.47	\$14.71	\$22.55	\$30.69	\$19,579	\$21,770	\$30,602	\$46,909	\$63,843	1.04
27-1013	Fine artists, including painters, sculptors, and illustrators	10	30.34	#	#	#	#	#	#	#	#	#	#	#	#	#	#
27-1023	Floral designers	70	26.08	\$11.90	\$24,742	4.06	\$9.40	\$9.76	\$11.04	\$13.10	\$16.59	\$19,552	\$20,305	\$22,955	\$27,245	\$34,503	2.24

Data unavailable

Occupational Code	Occupational Title	Employment Estimate	Employment Percentage Relative Standard Error	Average Hourly Wage	Average Annual Wage	Wage Percentage Relative Standard Error	10th Percentile (Hourly)	25th Percentile (Hourly)	50th Percentile (Hourly)	75th Percentile (Hourly)	90th Percentile (Hourly)	10th Percentile (Annual)	25th Percentile (Annual)	50th Percentile (Annual)	75th Percentile (Annual)	90th Percentile (Annual)	Location Quotients
27-1024	Graphic designers	160	20.73	#	#	#	#	#	#	#	#	#	#	#	#	#	1.05
27-1025	Interior designers	60	36.79	\$24.91	\$51,806	12.56	\$13.43	\$17.51	\$25.22	\$29.95	\$35.31	\$27,930	\$36,416	\$52,465	\$62,289	\$73,452	1.68
27-1026	Merchandise displayers and window trimmers	50	14.53	\$13.32	\$27,710	5.19	\$9.47	\$12.27	\$13.39	\$14.50	\$15.18	\$19,688	\$25,522	\$27,846	\$30,170	\$31,565	0.56
27-2012	Producers and directors	30	20.72	\$22.07	\$45,909.00	8.47	\$11.86	\$16.40	\$21.38	\$25.24	\$29.88	\$24,666.00	\$34,105.00	\$44,464.00	\$52,506.00	\$62,147.00	#
27-2022	Coaches and scouts	530	15.17	#	\$27,725	2.86	#	#	#	#	#	\$19,441	\$19,663	\$22,650	\$32,941	\$44,365	3.28
27-2023	Umpires, referees, and other sports officials	50	15.17	#	\$25,067	3.59	#	#	#	#	#	\$19,422	\$19,539	\$20,638	\$28,579	\$36,743	4.18
27-3011	Radio and television announcers	20	9.40	\$18.60	\$38,694	14.54	\$10.07	\$15.01	\$20.57	\$22.87	\$24.25	\$20,956	\$31,227	\$42,781	\$47,563	\$50,432	#
27-3022	Reporters and correspondents	20	45.03	\$14.42	\$29,992	8.16	\$10.14	\$12.44	\$13.73	\$15.03	\$18.01	\$21,098	\$25,868	\$28,557	\$31,254	\$37,451	#
27-3031	Public relations specialists	130	15.57	\$24.73	\$51,432	3.67	\$12.53	\$15.80	\$22.75	\$31.83	\$40.67	\$26,064	\$32,861	\$47,327	\$66,211	\$84,585	0.84
27-3041	Editors	30	41.65	\$18.99	\$39,498	7.80	\$10.68	\$12.92	\$17.80	\$23.75	\$29.90	\$22,215	\$26,877	\$37,014	\$49,391	\$62,197	0.50
27-3043	Writers and authors	20	34.80	#	#	#	#	#	#	#	#	#	#	#	#	#	#
27-3091	Interpreters and translators	10	8.51	\$30.18	\$62,770	4.16	\$17.45	\$22.66	\$30.15	\$37.07	\$45.47	\$36,294	\$47,134	\$62,722	\$77,106	\$94,584	#
27-4011	Audio and video equipment technicians	20	36.91	\$23.14	\$48,139	6.09	\$18.27	\$20.78	\$23.33	\$26.30	\$29.08	\$37,996	\$43,223	\$48,536	\$54,711	\$60,492	#
27-4021	Photographers	40	13.02	\$16.49	\$34,305	10.28	\$9.48	\$11.88	\$13.43	\$17.48	\$31.49	\$19,722	\$24,710	\$27,925	\$36,350	\$65,507	1.13
29-0000	Healthcare practitioners and technical occupations	5,500	7.21	\$36.95	\$76,846	4.45	\$14.29	\$22.16	\$30.35	\$39.40	\$60.87	\$29,729	\$46,103	\$63,137	\$81,962	\$126,616	0.95
29-1011	Chiropractors	30	35.15	#	#	#	#	#	#	#	#	#	#	#	#	#	1.46
29-1031	Dietitians and nutritionists	50	19.79	\$28.40	\$59,071	2.64	\$20.57	\$24.75	\$28.41	\$33.25	\$37	\$42,793	\$51,481	\$59,100	\$69,156	\$76,946	1.20
29-1041	Optometrists	40	30.31	#	#	#	#	#	#	#	#	#	#	#	#	#	1.76
29-1051	Pharmacists	130	11.98	\$61.03	\$126,948	1.50	\$51.98	\$55.41	\$60.76	\$69	\$76	\$108,119	\$115,249	\$126,378	\$143,984	\$158,672	0.59
29-1062	Family and general practitioners	240	12.16	\$93.24	\$193,943	15.17	\$29.21	\$65.67	\$90.37	#	#	\$60,749	\$136,587	\$187,978	#	#	2.82
29-1063	Internists, general	30	49.69	\$98.99	\$205,891	21.05	\$65.21	\$69.64	\$77.03	#	#	\$135,627	\$144,849	\$160,220	#	#	1.18
29-1066	Psychiatrists	#	#	\$146.32	\$304,346	15.87	#	#	#	#	#	#	#	#	#	#	#
29-1069	Physicians and surgeons, all other	90	33.34	\$118.55	\$246,594	12.56	\$23.21	\$84.06	#	#	#	\$48,280	\$174,837	#	#	#	0.39
29-1071	Physician assistants	150	22.96	\$46.35	\$96,415	6.63	\$28.42	\$37	\$49	\$57	\$62	\$59,121	\$77,158	\$102,602	\$118,586	\$128,212	2.01
29-1122	Occupational therapists	70	13.13	\$40.22	\$83,664	4.21	\$19.29	\$32.56	\$40.26	\$46.58	\$51.06	\$40,126	\$67,725	\$83,747	\$96,879	\$106,201	0.80
29-1123	Physical therapists	220	20.01	\$36.54	\$75,993	3.88	\$26.85	\$31.45	\$36.76	\$43.03	\$47.33	\$55,849	\$65,419	\$76,451	\$89,509	\$98,447	1.44
29-1126	Respiratory therapists	80	17.29	\$28.15	\$58,561	2.00	\$21.14	\$24.53	\$28.17	\$31.64	\$36.40	\$43,980	\$51,027	\$58,595	\$65,819	\$75,714	0.95
29-1127	Speech-language pathologists	80	8.88	\$41.68	\$86,696	3.20	\$24.00	\$33.25	\$40.87	\$47.86	\$58.29	\$49,915	\$69,150	\$85,005	\$99,557	\$121,238	0.83
29-1129	Therapists, all other	10	29.76	\$28.78	\$59,855	3.39	\$24.59	\$26.23	\$28.55	\$30.88	\$35.66	\$51,150	\$54,550	\$59,388	\$64,226	\$74,182	#
29-1131	Veterinarians	90	46.51	\$38.06	\$79,157	10.63	\$18.54	\$28.81	\$40.57	\$46.32	\$49.66	\$38,563	\$59,917	\$84,377	\$96,340	\$103,298	1.92
29-1141	Registered nurses	1,800	9.99	\$32.00	\$66,570	1.76	\$24.85	\$27.48	\$31.39	\$36.02	\$39.12	\$51,693	\$57,162	\$65,293	\$74,929	\$81,379	0.90
29-1151	Nurse anesthetists	20	18.50	\$117.87	\$245,171	9.32	\$84.14	\$91.70	#	#	#	\$175,017	\$190,739	#	#	#	#
29-1171	Nurse practitioners	140	34.15	\$45.13	\$93,877	3.70	\$35.10	\$40.21	\$44.64	\$49.46	\$58.62	\$73,015	\$83,638	\$92,849	\$102,875	\$121,929	1.23
29-1181	Audiologists	#	#	\$34.24	\$71,226	10.78	\$26.03	\$28.48	\$33.20	\$39.48	\$46.10	\$54,144	\$59,244	\$69,055	\$82,117	\$95,881	#
29-2010	Clinical laboratory technologists and technicians	100	19.51	\$24.79	\$51,569	5.07	\$13.04	\$14.81	\$24.74	\$32.37	\$38.09	\$27,129	\$30,795	\$51,450	\$67,331	\$79,222	0.45
29-2021	Dental hygienists	#	#	\$34.48	\$71,712	9.51	\$14.49	\$32.23	\$35.95	\$39.96	\$46.00	\$30,149	\$67,040	\$74,768	\$83,111	\$95,689	#
29-2031	Cardiovascular technologists and technicians	20	7.17	\$36.05	\$74,988	3.23	\$26.31	\$31.71	\$36.66	\$42.68	\$47.26	\$54,728	\$65,949	\$76,260	\$88,767	\$98,306	#
29-2032	Diagnostic medical sonographers	30	24.89	\$34.04	\$70,810	8.46	\$14.37	\$31.07	\$36.17	\$41.44	\$46.87	\$29,897	\$64,631	\$75,226	\$86,193	\$97,493	0.70
29-2034	Radiologic technologists and technicians	190	15.28	\$29.66	\$61,686	2.95	\$20.91	\$23.75	\$29.06	\$34.99	\$39.47	\$43,498	\$49,391	\$60,447	\$72,787	\$82,089	1.35
29-2035	Magnetic resonance imaging technologists	10	23.31	\$36.93	\$76,818	2.32	\$31.78	\$33.65	\$36.70	\$39.84	\$45.64	\$66,108	\$69,984	\$76,339	\$82,869	\$94,927	#
29-2041	Emergency medical technicians and paramedics	450	31.26	\$14.49	\$30,148	8.46	\$9.36	\$9.44	\$9.59	\$19.04	\$27.48	\$19,464	\$19,645	\$19,946	\$39,597	\$57,162	2.61
29-2051	Dietetic technicians	20	23.69	\$14.70	\$30,573	4.49	\$12.25	\$13.05	\$14.40	\$16.66	\$18.35	\$25,474	\$27,150	\$29,952	\$34,645	\$38,173	#
29-2052	Pharmacy technicians	170	12.63	\$16.12	\$33,537	2.19	\$11.77	\$13.80	\$16.38	\$18.42	\$20.91	\$24,483	\$28,703	\$34,073	\$38,307	\$43,487	0.60
29-2055	Surgical technologists	50	23.23	\$21.06	\$43,796	3.59	\$14.42	\$18.77	\$21.15	\$23.44	\$27.57	\$29,996	\$39,041	\$43,995	\$48,760	\$57,344	0.74
29-2056	Veterinary technologists and technicians	70	37.61	\$14.31	\$29,771	8.22	\$10.15	\$10.94	\$12.47	\$17.42	\$21.69	\$21,109	\$22,759	\$25,934	\$36,233	\$45,122	0.94
29-2057	Ophthalmic medical technicians	20	49.59	\$16.78	\$34,909	10.40	\$12.73	\$13.63	\$15.11	\$20.58	\$23.06	\$26,483	\$28,347	\$31,431	\$42,812	\$47,957	#
29-2061	Licensed practical and licensed vocational nurses	260	15.12	\$22.26	\$46,297	2.05	\$17.78	\$20.07	\$22.07	\$24.21	\$28.18	\$36,987	\$41,755	\$45,903	\$50,365	\$58,611	0.54
29-2071	Medical records and health information technicians	80	9.69	\$18.15	\$37,759	4.43	\$13.09	\$14.40	\$16.88	\$22.05	\$24.25	\$27,225	\$29,951	\$35,120	\$45,867	\$50,442	0.60
29-2081	Opticians, dispensing	60	23.07	\$17.05	\$35,462	3.04	\$12.11	\$14.55	\$17.00	\$19.06	\$22.99	\$25,189	\$30,269	\$35,369	\$39,641	\$47,816	1.23
29-2092	Hearing aid specialists	#	#	\$21.41	\$44,528	22.56	\$15.61	\$16.53	\$18.08	\$23.35	\$35.41	\$32,469	\$34,393	\$37,599	\$48,569	\$73,648	#
29-2099	Health technologists and technicians, all other	#	#	\$17.83	\$37,024	2.70	\$12.74	\$13.61	\$15.07	\$19.11	\$26.70	\$26,496	\$28,316	\$31,347	\$39,751	\$55,546	#
29-9011	Occupational health and safety specialists	80	6.36	\$34.61	\$71,985	2.11	\$19.37	\$25.51	\$33.37	\$43.94	\$49.50	\$40,299	\$53,071	\$69,418	\$91,404	\$102,965	1.37

Data unavailable

Occupational Code	Occupational Title	Employment Estimate	Employment Percentage Relative Standard Error	Average Hourly Wage	Average Annual Wage	Wage Percentage Relative Standard Error	10th Percentile (Hourly)	25th Percentile (Hourly)	50th Percentile (Hourly)	75th Percentile (Hourly)	90th Percentile (Hourly)	10th Percentile (Annual)	25th Percentile (Annual)	50th Percentile (Annual)	75th Percentile (Annual)	90th Percentile (Annual)	Location Quotients
29-9091	Athletic trainers	20	34.59	#	\$47,756.00	\$2.17	#	#	#	#	#	\$34,280.00	\$38,599.00	\$45,829.00	\$54,401.00	\$67,235.00	#
31-0000	Healthcare support occupations	2,290	8.07	\$15.12	\$31,443	3.27	\$10.08	\$11.44	\$13.73	\$17.10	\$21.10	\$20,969	\$23,798	\$28,553	\$35,565	\$43,889	0.81
31-1011	Home health aides	470	27.04	\$12.30	\$25,586	3.45	\$9.90	\$10.56	\$11.67	\$13.79	\$16.12	\$20,589	\$21,971	\$24,273	\$28,684	\$33,522	0.83
31-1014	Nursing assistants	760	12.25	\$13.30	\$27,665	1.72	\$10.11	\$11.51	\$13.05	\$14.92	\$17.27	\$21,030	\$23,946	\$27,138	\$31,028	\$35,923	0.77
31-2011	Occupational therapy assistants	30	22.85	\$21.71	\$45,159	9.54	\$13.89	\$16.79	\$19.92	\$26.27	\$31.81	\$28,882	\$34,925	\$41,425	\$54,647	\$66,164	1.09
31-2021	Physical therapist assistants	#	#	\$23.81	\$49,522	11.69	\$11.04	\$13.32	\$25.54	\$29.66	\$34.58	\$22,953	\$27,702	\$53,118	\$61,697	\$71,919	#
31-2022	Physical therapist aides	30	31.54	\$16.55	\$34,414	2.13	\$12.91	\$13.97	\$15.59	\$18.05	\$19.79	\$26,863	\$29,056	\$32,429	\$37,552	\$41,156	#
31-9011	Massage therapists	#	#	\$41.93	\$87,225	6.71	\$35.79	\$39.54	\$42.67	\$45.84	\$47.73	\$74,444	\$82,251	\$88,761	\$95,340	\$99,288	#
31-9091	Dental assistants	200	41.93	\$19.34	\$40,233	3.89	\$13.86	\$16.66	\$19.52	\$22.60	\$24.70	\$28,819	\$34,656	\$40,607	\$47,008	\$51,383	0.87
31-9092	Medical assistants	370	8.95	\$16.27	\$33,839	7.24	\$10.72	\$12.69	\$15.12	\$17.86	\$20.59	\$22,295	\$26,404	\$31,454	\$37,156	\$42,836	0.83
31-9093	Medical equipment preparers	20	35.37	\$18.18	\$37,811	3.68	\$13.91	\$15.74	\$17.98	\$21.00	\$23.60	\$28,924	\$32,744	\$37,400	\$43,670	\$49,090	#
31-9096	Veterinary assistants and laboratory animal caretakers	80	33.79	\$14.23	\$29,606	18.87	\$9.76	\$10.64	\$12.17	\$14.53	\$26.38	\$20,304	\$22,124	\$25,319	\$30,223	\$54,866	1.34
31-9097	Phlebotomists	30	32.95	\$17.35	\$36,086	5.34	\$12.84	\$14.63	\$17.35	\$19.81	\$23.11	\$26,711	\$30,422	\$36,089	\$41,195	\$48,075	0.41
31-9099	Healthcare support workers, all other	100	0.53	\$15.45	\$32,138	1.91	\$10.48	\$11.98	\$14.64	\$17.92	\$22.88	\$21,794	\$24,919	\$30,461	\$37,282	\$47,593	1.56
33-0000	Protective service occupations	4,380	2.72	\$22.98	\$47,792	1.77	\$13.33	\$19.62	\$21.40	\$27.38	\$32.92	\$27,729	\$40,817	\$44,508	\$56,946	\$68,476	1.88
33-1011	First-line supervisors of correctional officers	210	0.20	\$31.70	\$65,946	2.60	\$25.88	\$27.11	\$32.71	\$35.01	\$37.93	\$53,836	\$56,396	\$68,040	\$72,826	\$78,895	7.37
33-1012	First-line supervisors of police and detectives	100	8.47	\$37.87	\$78,773	1.50	\$25.69	\$29.53	\$35.96	\$47.12	\$51.89	\$53,428	\$61,421	\$74,794	\$98,002	\$107,932	1.40
33-1021	First-line supervisors of fire fighting and prevention workers	40	42.73	\$31.00	\$64,471	6.86	\$9.74	\$22.93	\$34.26	\$39.36	\$45.43	\$20,261	\$47,694	\$71,267	\$81,878	\$94,497	1.09
33-1099	First-line supervisors of protective service workers, all other	70	3.94	\$24.75	\$51,489	4.01	\$16.54	\$19.67	\$24.05	\$29.45	\$33.78	\$34,413	\$40,917	\$50,018	\$61,263	\$70,259	1.33
33-2011	Firefighters	230	35.37	\$23.31	\$48,479	11.59	\$9.75	\$17.54	\$24.82	\$29.38	\$33.92	\$20,277	\$36,484	\$51,620	\$61,106	\$70,558	1.05
33-2021	Fire inspectors and investigators	20	30.90	\$30.63	\$63,713	4.63	\$25.53	\$27.02	\$29.49	\$33.11	\$39.56	\$53,108	\$56,194	\$61,338	\$68,860	\$82,276	#
33-3011	Bailiffs	10	9.07	\$19.67	\$40,908	2.84	\$16.01	\$17.61	\$20.05	\$22.20	\$23.49	\$33,296	\$36,627	\$41,714	\$46,177	\$48,855	#
33-3012	Correctional officers and jailers	2,120	0.65	\$22.65	\$47,108	2.32	\$19.64	\$19.81	\$21.30	\$24.97	\$29.12	\$40,850	\$41,199	\$44,302	\$51,940	\$60,565	7.24
33-3021	Detectives and criminal investigators	90	3.09	\$34.02	\$70,760	1.70	\$22.64	\$26.05	\$31.97	\$38.52	\$53.49	\$47,098	\$54,178	\$66,490	\$80,112	\$111,263	1.21
33-3041	Parking enforcement workers	10	18.27	\$17.05	\$35,461	4.35	\$11.38	\$14.46	\$17.30	\$20.04	\$23.07	\$23,675	\$30,074	\$35,981	\$41,687	\$47,995	#
33-3051	Police and sheriff's patrol officers	590	6.41	\$27.04	\$56,244	1.46	\$19.42	\$21.70	\$25.87	\$31.28	\$37.20	\$40,399	\$45,128	\$53,803	\$65,063	\$77,377	1.30
33-9011	Animal control workers	20	30.18	\$15.30	\$31,827	2.98	\$10.11	\$11.01	\$15.49	\$19.27	\$22.36	\$21,031	\$22,894	\$32,218	\$40,072	\$46,516	#
33-9032	Security guards	220	20.68	\$16.93	\$35,224	5.60	\$10.01	\$12.61	\$16.34	\$18.67	\$23.74	\$20,823	\$26,230	\$33,993	\$38,831	\$49,382	0.29
33-9092	Lifeguards, ski patrol, and other recreational protective service workers	340	10.39	\$13.12	\$27,283	4.26	\$9.53	\$10.24	\$11.75	\$15.03	\$19.46	\$19,818	\$21,303	\$24,439	\$31,268	\$40,487	3.37
33-9093	Transportation security screeners	50	0.00	\$20.31	\$42,253	1.81	\$17.73	\$18.30	\$19.37	\$21.71	\$24.15	\$36,888	\$38,054	\$40,279	\$45,152	\$50,224	1.86
33-9099	Protective service workers, all other	160	3.98	\$16.89	\$35,133	2.82	\$11.34	\$15.79	\$15.80	\$19.47	\$22.97	\$23,583	\$32,844	\$32,856	\$40,506	\$47,780	1.76
35-0000	Food preparation and serving-related occupations	11,200	3.12	\$11.90	\$24,755	1.56	\$9.34	\$9.46	\$10.01	\$12.61	\$17.06	\$19,420	\$19,673	\$20,827	\$26,237	\$35,479	1.24
35-1011	Chefs and head cooks	80	36.13	\$26.55	\$55,218	6.50	\$16.12	\$25.41	\$27.48	\$29.58	\$32.01	\$33,532	\$52,845	\$57,155	\$61,518	\$66,584	0.86
35-1012	First-line supervisors of food preparation and serving workers	760	8.44	\$19.24	\$40,017	3.96	\$10.71	\$13.95	\$18.11	\$23.94	\$29.31	\$22,274	\$29,014	\$37,660	\$49,794	\$60,954	1.20
35-2011	Cooks, fast food	240	44.18	\$12.90	\$26,835	7.90	\$9.35	\$9.61	\$11.09	\$14.06	\$18.42	\$19,455	\$19,981	\$23,066	\$29,238	\$38,322	0.69
35-2012	Cooks, institution and cafeteria	430	6.54	\$13.05	\$27,139	1.71	\$9.80	\$10.75	\$12.54	\$14.74	\$17.53	\$20,384	\$22,359	\$26,076	\$30,649	\$36,455	1.54
35-2014	Cooks, restaurant	1,760	17.57	\$12.29	\$25,565	2.90	\$9.40	\$9.82	\$11.42	\$13.73	\$15.90	\$19,548	\$20,433	\$23,755	\$28,556	\$33,077	2.01
35-2015	Cooks, short order	#	#	\$11.19	\$23,277	7.88	\$9.36	\$9.45	\$10.22	\$11.93	\$14.91	\$19,470	\$19,659	\$21,267	\$24,811	\$31,013	#
35-2021	Food preparation workers	840	30.73	\$11.73	\$24,390	5.39	\$9.38	\$9.63	\$10.64	\$12.34	\$15.22	\$19,511	\$20,024	\$22,127	\$25,669	\$31,650	1.48
35-3011	Bartenders	640	10.41	\$11.61	\$24,157	6.05	\$9.31	\$9.40	\$9.63	\$12.36	\$17.47	\$19,362	\$19,550	\$20,029	\$25,708	\$36,329	1.52
35-3021	Combined food preparation and serving workers, including fast food	2,380	15.07	\$10.89	\$22,655	3.57	\$9.33	\$9.44	\$9.73	\$11.66	\$14.38	\$19,400	\$19,626	\$20,240	\$24,243	\$29,910	0.97
35-3022	Counter attendants, cafeteria, food concession, and coffee shop	150	27.38	\$11.97	\$24,893	5.42	\$9.35	\$9.56	\$11.92	\$13.68	\$15.13	\$19,457	\$19,881	\$24,802	\$28,462	\$31,477	0.46
35-3031	Waiters and waitresses	2,270	9.99	\$10.43	\$21,702	3.15	\$9.31	\$9.36	\$9.51	\$9.75	\$14.86	\$19,363	\$19,476	\$19,775	\$20,282	\$30,899	1.28
35-3041	Food servers, nonrestaurant	270	28.11	\$11.09	\$23,058	2.69	\$9.39	\$9.54	\$10.67	\$12.10	\$13.91	\$19,541	\$19,835	\$22,191	\$25,159	\$28,939	1.50
35-9011	Dining room and cafeteria attendants and bartender helpers	280	29.57	\$10.23	\$21,281	4.29	\$9.30	\$9.33	\$9.54	\$10.63	\$12.30	\$19,354	\$19,404	\$19,836	\$22,113	\$25,589	0.93
35-9021	Dishwashers	410	22.49	\$10.80	\$22,473	2.39	\$9.41	\$9.82	\$10.71	\$11.59	\$12.29	\$19,568	\$20,436	\$22,272	\$24,111	\$25,560	1.19

Data unavailable

Occupational Code	Occupational Title	Employment Estimate	Employment Percentage Relative Standard Error	Average Hourly Wage	Average Annual Wage	Wage Percentage Relative Standard Error	10th Percentile (Hourly)	25th Percentile (Hourly)	50th Percentile (Hourly)	75th Percentile (Hourly)	90th Percentile (Hourly)	10th Percentile (Annual)	25th Percentile (Annual)	50th Percentile (Annual)	75th Percentile (Annual)	90th Percentile (Annual)	Location Quotients
35-9031	Hosts and hostesses, restaurant, lounge, and coffee shop	400	25.08	\$10.31	\$21,437	2.84	\$9.31	\$9.41	\$9.61	\$10.63	\$11.91	\$19,363	\$19,571	\$19,989	\$22,115	\$24,776	1.40
37-0000	Building and grounds cleaning and maintenance occupations	4,330	6.56	\$14.49	\$30,136	2.30	\$9.71	\$10.92	\$13.18	\$16.86	\$21.83	\$20,200	\$22,723	\$27,411	\$35,065	\$45,403	1.43
37-1011	First-line supervisors of housekeeping and janitorial workers	220	8.34	\$24.09	\$50,101	3.15	\$16.78	\$20.91	\$23.39	\$28.61	\$31.79	\$34,902	\$43,492	\$48,657	\$59,500	\$66,119	2.07
37-1012	First-line supervisors of landscaping, lawn service, and grounds	100	35.34	\$24.25	\$50,445	3.00	\$11.10	\$17.21	\$24.16	\$31.48	\$36.99	\$23,086	\$35,803	\$50,258	\$65,480	\$76,935	1.43
37-2011	Janitors and cleaners, except maids and housekeeping cleaners	1,400	6.59	\$14.03	\$29,182	3.48	\$9.72	\$11.16	\$13.34	\$16.01	\$20.16	\$20,209	\$23,216	\$27,737	\$33,311	\$41,932	0.95
37-2012	Maids and housekeeping cleaners	1,280	13.33	\$11.86	\$24,664	2.45	\$9.67	\$10.31	\$11.43	\$12.94	\$14.73	\$20,104	\$21,435	\$23,769	\$26,925	\$30,638	2.03
37-2021	Pest control workers	#	#	\$19.61	\$40,788	12.55	\$12.92	\$14.68	\$21.14	\$22.96	\$24.06	\$26,881	\$30,543	\$43,980	\$47,767	\$50,040	#
37-3011	Landscaping and groundskeeping workers	1,160	15.15	\$14.86	\$30,917	3.16	\$9.60	\$11.47	\$14.34	\$17.78	\$20.82	\$19,970	\$23,861	\$29,828	\$36,978	\$43,311	1.86
37-3012	Pesticide handlers, sprayers, and applicators, vegetation	20	9.13	\$15.35	\$31,930	2.91	\$10.70	\$12.92	\$14.75	\$17.54	\$19.78	\$22,249	\$26,865	\$30,683	\$36,493	\$41,146	#
37-3019	Grounds maintenance workers, all other	#	#	\$16.04	\$33,356	2.77	\$12.51	\$13.99	\$16.12	\$18.02	\$19.34	\$26,028	\$29,090	\$33,527	\$37,481	\$40,234	#
39-0000	Personal care and service occupations	4,370	5.90	\$13.19	\$27,436	2.62	\$9.41	\$9.74	\$11.33	\$14.33	\$19.54	\$19,562	\$20,266	\$23,557	\$29,798	\$40,649	1.24
39-1021	First-line supervisors of personal service workers	220	9.94	\$19.50	\$40,569	3.00	\$11.81	\$14.72	\$18.37	\$23.76	\$29.04	\$24,566	\$30,618	\$38,220	\$49,419	\$60,401	1.49
39-2021	Nonfarm animal caretakers	210	31.72	\$11.20	\$23,298	3.26	\$9.37	\$9.65	\$10.71	\$11.88	\$13.84	\$19,494	\$20,071	\$22,283	\$24,709	\$28,796	1.59
39-3091	Amusement and recreation attendants	330	33.24	\$11.52	\$23,951	2.72	\$9.47	\$9.81	\$10.73	\$11.67	\$14.83	\$19,693	\$20,413	\$22,314	\$24,275	\$30,843	1.54
39-4031	Morticians, undertakers, and funeral directors	20	18.35	\$19.49	\$40,531	6.56	\$11.59	\$16.18	\$19.94	\$23.45	\$25.60	\$24,097	\$33,647	\$41,481	\$48,773	\$53,257	#
39-5012	Hairdressers, hairstylists, and cosmetologists	160	29.39	\$12.19	\$25,358	6.55	\$9.43	\$9.63	\$10.88	\$14.94	\$17.30	\$19,618	\$20,030	\$22,640	\$31,083	\$35,987	0.67
39-6012	Concierges	30	33.57	\$17.51	\$36,415	4.49	\$13.40	\$15.22	\$17.06	\$18.66	\$24.89	\$27,878	\$31,659	\$35,489	\$38,802	\$51,765	1.23
39-7010	Tour and travel guides	160	31.64	\$13.98	\$29,077	6.02	\$10.11	\$10.96	\$12.56	\$15.37	\$19.40	\$21,020	\$22,790	\$26,134	\$31,973	\$40,349	4.94
39-9011	Childcare workers	240	22.35	\$13.28	\$27,612	2.16	\$9.78	\$10.60	\$12.10	\$15.20	\$18.45	\$20,339	\$22,049	\$25,158	\$31,608	\$38,373	0.63
39-9021	Personal care aides	1,870	7.21	\$11.59	\$24,100	2.12	\$9.40	\$9.65	\$10.85	\$12.46	\$14.61	\$19,543	\$20,071	\$22,578	\$25,915	\$30,388	1.34
39-9031	Fitness trainers and aerobics instructors	130	33.02	\$18.55	\$38,585	9.36	\$9.39	\$15.41	\$17.97	\$22.96	\$27.44	\$19,523	\$32,044	\$37,385	\$47,754	\$57,078	0.65
39-9032	Recreation workers	590	14.83	\$16.56	\$34,443	10.05	\$9.39	\$10.14	\$12.89	\$20.17	\$28.95	\$19,541	\$21,087	\$26,807	\$41,948	\$60,216	2.47
41-0000	Sales and related occupations	11,680	3.89	\$16.32	\$33,955	3.11	\$9.45	\$10.34	\$12.79	\$17.43	\$25.43	\$19,654	\$21,503	\$26,594	\$36,257	\$52,894	1.18
41-1011	First-line supervisors of retail sales workers	1,130	7.40	\$21.55	\$44,819	6.44	\$12.67	\$14.33	\$17.94	\$23.82	\$34.24	\$26,362	\$29,805	\$37,322	\$49,543	\$71,217	1.37
41-1012	First-line supervisors of non-retail sales workers	80	33.50	\$27.51	\$57,231	9.01	\$14.61	\$19.97	\$23.18	\$34.42	\$45.15	\$30,394	\$41,530	\$48,221	\$71,602	\$93,912	0.47
41-2011	Cashiers	3,220	9.57	\$11.54	\$23,996	2.68	\$9.36	\$9.50	\$10.66	\$12.56	\$15.41	\$19,464	\$19,758	\$22,175	\$26,126	\$32,054	1.32
41-2021	Counter and rental clerks	850	14.94	\$14.60	\$30,372	6.43	\$9.51	\$10.40	\$12.72	\$17.34	\$20.70	\$19,783	\$21,625	\$26,457	\$36,063	\$43,065	2.78
41-2022	Parts salespersons	270	33.75	\$16.73	\$34,804	7.72	\$10.91	\$12.86	\$15.03	\$18.31	\$27.19	\$22,686	\$26,743	\$31,264	\$38,081	\$56,559	1.59
41-2031	Retail salespersons	4,240	7.46	\$13.64	\$28,376	2.40	\$9.51	\$10.40	\$12.06	\$14.91	\$19.38	\$19,790	\$21,641	\$25,075	\$31,006	\$40,304	1.40
41-3011	Advertising sales agents	80	27.63	\$18.00	\$37,449	7.42	\$11.13	\$13.81	\$17.19	\$21.28	\$25.90	\$23,158	\$28,727	\$35,748	\$44,260	\$53,869	0.89
41-3021	Insurance sales agents	180	24.16	\$17.86	\$37,157	18.38	\$9.30	\$9.31	\$15.74	\$22.85	\$28.58	\$19,352	\$19,364	\$32,748	\$47,528	\$59,456	0.67
41-3031	Securities, commodities, and financial services sales agents	200	17.18	\$39.83	\$82,853	25.20	\$16.13	\$18.49	\$26.56	\$43.65	\$89.10	\$33,553	\$38,452	\$55,252	\$90,802	\$185,332	0.76
41-3041	Travel agents	20	9.77	\$20.61	\$42,867	6.44	\$11.36	\$16.40	\$20.08	\$23.57	\$28.99	\$23,638	\$34,119	\$41,758	\$49,025	\$60,293	#
41-3099	Sales representatives, services, all other	380	23.99	\$26.38	\$54,874	10.36	\$10.00	\$14.37	\$17.70	\$29.95	\$68.25	\$20,803	\$29,889	\$36,823	\$62,291	\$141,951	0.55
41-4011	Sales representatives, wholesale and manufacturing, technical and scientific products	50	37.67	\$35.46	\$73,765	11.23	\$19.38	\$22.32	\$28.72	\$47.72	\$62.29	\$40,313	\$46,430	\$59,742	\$99,254	\$129,555	0.22
41-4012	Sales representatives, wholesale and manufacturing, except technical and scientific products	590	14.53	\$30.20	\$62,821	7.84	\$11.75	\$16.30	\$25.35	\$35.34	\$53.00	\$24,436	\$33,907	\$52,729	\$73,512	\$110,237	0.62
41-9021	Real estate brokers	60	22.31	#	#	#	#	#	#	#	#	#	#	#	#	#	2.07
41-9022	Real estate sales agents	140	17.59	#	#	#	#	#	#	#	#	#	#	#	#	#	1.38
41-9041	Telemarketers	20	48.51	\$15.99	\$33,266	12.02	\$9.38	\$9.50	\$13.65	\$18.61	\$29.67	\$19,511	\$19,762	\$28,383	\$38,717	\$61,704	#
41-9099	Sales and related workers, all other	150	27.23	\$14.88	\$30,943	5.77	\$9.45	\$10.37	\$13.74	\$17.52	\$23.18	\$19,652	\$21,562	\$28,580	\$36,436	\$48,215	2.41
43-0000	Office and administrative support occupations	13,890	3.05	\$17.13	\$35,636	0.94	\$10.07	\$12.58	\$15.94	\$20.66	\$25.81	\$20,952	\$26,173	\$33,146	\$42,967	\$53,680	0.92
43-1011	First-line supervisors of office and administrative support work	730	6.59	\$24.32	\$50,591	2.32	\$14.30	\$19.09	\$23.65	\$29.19	\$35.33	\$29,753	\$39,703	\$49,201	\$60,723	\$73,478	0.74
43-2011	Switchboard operators, including answering service	20	2.67	\$13.53	\$28,148	3.01	\$9.53	\$11.00	\$13.39	\$16.04	\$18.03	\$19,828	\$22,877	\$27,857	\$33,373	\$37,494	#
43-3011	Bill and account collectors	40	33.53	\$17.56	\$36,530	11.09	\$9.30	\$9.31	\$18.34	\$23.06	\$26.17	\$19,351	\$19,362	\$38,144	\$47,966	\$54,431	0.24
43-3021	Billing and posting clerks and machine operators	260	18.90	\$18.83	\$39,162	3.24	\$12.80	\$15.84	\$18.98	\$22.25	\$24.48	\$26,624	\$32,955	\$39,481	\$46,272	\$50,924	0.81

Data unavailable

Occupational Code	Occupational Title	Employment Estimate	Employment Percentage Relative Standard Error	Average Hourly Wage	Average Annual Wage	Wage Percentage Relative Standard Error	10th Percentile (Hourly)	25th Percentile (Hourly)	50th Percentile (Hourly)	75th Percentile (Hourly)	90th Percentile (Hourly)	10th Percentile (Annual)	25th Percentile (Annual)	50th Percentile (Annual)	75th Percentile (Annual)	90th Percentile (Annual)	Location Quotients
43-3031	Bookkeeping, accounting, and auditing clerks	1,420	8.01	\$17.65	\$36,716	3.30	\$9.65	\$12.29	\$16.00	\$22.12	\$27.97	\$20,075	\$25,553	\$33,282	\$46,019	\$58,173	1.35
43-3051	Payroll and timekeeping clerks	120	30.87	\$19.32	\$40,194	4.14	\$13.53	\$16.59	\$19.39	\$22.49	\$24.47	\$28,140	\$34,508	\$40,338	\$46,775	\$50,900	1.18
43-3061	Procurement clerks	30	18.11	\$18.12	\$37,683	3.89	\$9.35	\$15.40	\$18.01	\$23.08	\$25.31	\$19,441	\$32,034	\$37,454	\$48,000	\$52,647	#
43-3071	Tellers	460	16.15	\$13.87	\$28,843	3.44	\$11.11	\$12.38	\$13.61	\$14.91	\$17.53	\$23,111	\$25,741	\$28,302	\$31,004	\$36,457	1.38
43-3099	Financial clerks, all other	50	28.68	\$14.54	\$30,236	4.49	\$10.04	\$10.94	\$15.42	\$17.70	\$19.12	\$20,874	\$22,748	\$32,074	\$36,807	\$39,766	2.05
43-4031	Court, municipal, and license clerks	570	33.77	\$18.29	\$38,052	1.45	\$12.93	\$14.51	\$17.34	\$21.35	\$24.83	\$26,902	\$30,190	\$36,061	\$44,410	\$51,651	6.20
43-4051	Customer service representatives	520	14.16	\$16.14	\$33,569	3.22	\$10.54	\$12.13	\$14.89	\$19.25	\$23.66	\$21,917	\$25,236	\$30,966	\$40,036	\$49,208	0.28
43-4061	Eligibility interviewers, government programs	80	5.65	\$19.06	\$39,646	1.74	\$13.48	\$15.72	\$18.05	\$21.71	\$26.03	\$28,034	\$32,691	\$37,553	\$45,156	\$54,150	0.80
43-4071	File clerks	90	12.11	\$16.13	\$33,548	2.60	\$12.53	\$13.41	\$14.89	\$18.13	\$22.04	\$26,056	\$27,898	\$30,978	\$37,713	\$45,838	1.10
43-4081	Hotel, motel, and resort desk clerks	630	12.10	\$12.66	\$26,327	5.61	\$9.74	\$10.53	\$11.85	\$14.39	\$17.41	\$20,269	\$21,912	\$24,642	\$29,925	\$36,220	3.64
43-4111	Interviewers, except eligibility and loan	130	10.98	\$16.04	\$33,356	4.82	\$11.31	\$12.97	\$14.91	\$18.14	\$22.52	\$23,523	\$26,987	\$31,004	\$37,736	\$46,848	1.03
43-4121	Library assistants, clerical	#	#	\$12.22	\$25,410	8.76	\$9.40	\$9.55	\$9.81	\$16.60	\$18.14	\$19,556	\$19,873	\$20,402	\$34,529	\$37,722	#
43-4131	Loan interviewers and clerks	50	29.44	\$22.32	\$46,428	7.22	\$15.48	\$16.91	\$20.18	\$25.74	\$33.12	\$32,188	\$35,180	\$41,968	\$53,543	\$68,900	0.34
43-4151	Order clerks	90	22.22	\$15.93	\$33,142	6.32	\$10.41	\$12.26	\$15.31	\$18.36	\$23.74	\$21,654	\$25,495	\$31,842	\$38,190	\$49,384	0.79
43-4161	Human resources assistants, except payroll and timekeeping	40	7.99	\$20.33	\$42,287	2.77	\$12.85	\$16.51	\$20.78	\$24.04	\$28.16	\$26,718	\$34,345	\$43,222	\$49,994	\$58,581	0.49
43-4171	Receptionists and information clerks	730	9.13	\$13.80	\$28,697	1.91	\$10.16	\$11.76	\$13.70	\$15.79	\$17.98	\$21,123	\$24,461	\$28,496	\$32,853	\$37,408	1.05
43-4181	Reservation and transportation ticket agents and travel clerks	210	22.05	\$14.71	\$30,603	11.23	\$9.59	\$10.18	\$11.65	\$18.26	\$24.98	\$19,952	\$21,167	\$24,224	\$37,990	\$51,951	2.03
43-4199	Information and record clerks, all other	300	7.88	\$19.49	\$40,529	2.59	\$13.23	\$14.93	\$17.90	\$23.62	\$28.27	\$27,524	\$31,045	\$37,229	\$49,136	\$58,797	2.73
43-5021	Couriers and messengers	#	#	\$10.76	\$22,384	5.29	\$9.39	\$9.52	\$9.74	\$12.01	\$13.88	\$19,526	\$19,800	\$20,256	\$24,976	\$28,875	#
43-5031	Police, fire, and ambulance dispatchers	110	5.45	\$20.06	\$41,719	1.85	\$15.62	\$17.19	\$19.84	\$23.22	\$24.20	\$32,486	\$35,754	\$41,261	\$48,293	\$50,328	1.65
43-5032	Dispatchers, except police, fire, and ambulance	80	19.44	\$16.90	\$35,150	2.86	\$11.74	\$13.62	\$15.79	\$18.74	\$24.71	\$24,412	\$28,324	\$32,853	\$38,989	\$51,397	0.56
43-5041	Meter readers, utilities	30	32.22	\$23.92	\$49,761	4.39	\$17.50	\$19.72	\$23.28	\$27.97	\$31.62	\$36,393	\$41,022	\$48,417	\$58,178	\$65,775	#
43-5051	Postal service clerks	130	0.00	\$22.18	\$46,142	1.06	\$12.91	\$16.63	\$21.21	\$28.15	\$28.17	\$26,851	\$34,588	\$44,122	\$58,562	\$58,592	2.35
43-5052	Postal service mail carriers	210	0.00	\$22.91	\$47,660	1.21	\$16.07	\$17.41	\$21.58	\$28.77	\$29.38	\$33,425	\$36,203	\$44,886	\$59,845	\$61,102	0.93
43-5053	Postal service mail sorters, processors, and processing machine operators	20	0.00	\$24.29	\$50,520	2.14	\$16.62	\$16.63	\$28.15	\$28.16	\$28.16	\$34,577	\$34,587	\$58,557	\$58,566	\$58,571	#
43-5061	Production, planning, and expediting clerks	20	17.22	\$22.03	\$45,823	3.71	\$13.14	\$14.54	\$21.95	\$26.98	\$31.65	\$27,321	\$30,249	\$45,662	\$56,128	\$65,832	#
43-5071	Shipping, receiving, and traffic clerks	350	16.29	\$15.98	\$33,234	5.58	\$9.93	\$11.51	\$15.02	\$20.49	\$23.66	\$20,653	\$23,933	\$31,240	\$42,619	\$49,220	0.76
43-5081	Stock clerks and order fillers	1,010	7.96	\$13.52	\$28,129	2.34	\$9.62	\$10.45	\$12.18	\$15.50	\$19.49	\$20,013	\$21,744	\$25,327	\$32,239	\$40,547	0.72
43-6011	Executive secretaries and executive administrative assistants	270	4.34	\$21.88	\$45,519	1.87	\$15.70	\$19.81	\$20.68	\$24.65	\$28.84	\$32,662	\$41,209	\$43,012	\$51,275	\$59,995	0.65
43-6012	Legal secretaries	#	#	\$19.58	\$40,728	5.45	\$13.89	\$15.71	\$20.74	\$22.71	\$23.88	\$28,882	\$32,679	\$43,149	\$47,229	\$49,678	#
43-6013	Medical secretaries	350	17.48	\$17.33	\$36,037	3.02	\$12.87	\$15.01	\$16.97	\$18.98	\$23.40	\$26,770	\$31,214	\$35,307	\$39,469	\$48,680	0.89
43-6014	Secretaries and administrative assistants, except legal, medical,	1,930	7.76	\$16.56	\$34,441	2.18	\$9.66	\$12.50	\$16.08	\$19.75	\$23.99	\$20,082	\$26,008	\$33,454	\$41,083	\$49,898	1.25
43-9021	Data entry keyers	50	26.63	\$16.43	\$34,183	5.68	\$11.57	\$13.31	\$16.01	\$19.39	\$23.05	\$24,070	\$27,682	\$33,297	\$40,334	\$47,934	0.43
43-9051	Mail clerks and mail machine operators, except postal service	30	34.09	\$15.87	\$33,016	9.20	\$9.39	\$12.28	\$16.54	\$19.54	\$22.75	\$19,522	\$25,551	\$34,400	\$40,648	\$47,314	0.56
43-9061	Office clerks, general	2,120	7.60	\$17.40	\$36,185	2.57	\$9.57	\$12.88	\$16.07	\$20.62	\$26.82	\$19,914	\$26,781	\$33,417	\$42,887	\$55,779	1.04
43-9199	Office and administrative support workers, all other	30	14.32	\$18.17	\$37,799	6.34	\$9.37	\$12.05	\$17.75	\$22.89	\$28.27	\$19,488	\$25,054	\$36,914	\$47,606	\$58,792	#
45-0000	Farming, fishing, and forestry occupations	290	19.21	\$15.57	\$32,393	4.41	\$9.49	\$11.24	\$13.89	\$18.31	\$26.31	\$19,737	\$23,388	\$28,899	\$38,082	\$54,733	0.91
45-1011	First-line supervisors of farming, fishing, and forestry workers	10	32.37	\$21.78	\$45,310	9.95	\$13.55	\$15.27	\$22.87	\$26.84	\$29.21	\$28,185	\$31,760	\$47,578	\$55,828	\$60,750	#
45-2011	Agricultural inspectors	10	0.91	\$22.84	\$47,503	2.37	\$18.71	\$20.64	\$20.85	\$26.42	\$26.85	\$38,916	\$42,942	\$43,368	\$54,964	\$55,848	#
45-2092	Farmworkers and laborers, crop, nursery, and greenhouse	90	34.33	\$13.45	\$27,970	4.03	\$10.22	\$11.43	\$13.20	\$14.73	\$17.57	\$21,262	\$23,784	\$27,454	\$30,642	\$36,551	0.45
45-2093	Farmworkers, farm, ranch, and aquacultural animals	70	27.50	\$15.82	\$32,901	12.28	\$9.35	\$9.46	\$14.62	\$18.90	\$27.30	\$19,441	\$19,668	\$30,406	\$39,311	\$56,785	3.05
45-2099	Agricultural workers, all other	#	#	\$16.03	\$33,344	7.90	\$12.67	\$13.32	\$14.40	\$16.64	\$23.76	\$26,358	\$27,705	\$29,950	\$34,609	\$49,431	#
47-0000	Construction and extraction occupations	7,050	3.75	\$22.89	\$47,602	1.78	\$14.20	\$17.23	\$21.78	\$27.49	\$31.92	\$29,545	\$35,836	\$45,302	\$57,171	\$66,393	1.80
47-1011	First-line supervisors of construction trades and extraction work	670	9.50	\$34.38	\$71,521	5.75	\$18.11	\$25.76	\$32.10	\$40.26	\$50.76	\$37,672	\$53,589	\$66,776	\$83,744	\$105,591	1.77
47-2021	Brickmasons and blockmasons	#	#	\$29.78	\$61,951	5.97	\$19.82	\$21.67	\$30.72	\$36.99	\$43.35	\$41,221	\$45,064	\$63,907	\$76,947	\$90,169	#
47-2031	Carpenters	890	10.90	\$22.97	\$47,776	3.35	\$14.74	\$18.27	\$22.88	\$27.55	\$31.07	\$30,656	\$37,996	\$47,588	\$57,310	\$64,625	1.88
47-2044	Tile and marble setters	140	42.36	\$19.49	\$40,545	9.76	\$11.98	\$16.38	\$18.38	\$23.66	\$27.97	\$24,925	\$34,069	\$38,226	\$49,210	\$58,184	5.14

Data unavailable

Occupational Code	Occupational Title	Employment Estimate	Employment Percentage Relative Standard Error	Average Hourly Wage	Average Annual Wage	Wage Percentage Relative Standard Error	10th Percentile (Hourly)	25th Percentile (Hourly)	50th Percentile (Hourly)	75th Percentile (Hourly)	90th Percentile (Hourly)	10th Percentile (Annual)	25th Percentile (Annual)	50th Percentile (Annual)	75th Percentile (Annual)	90th Percentile (Annual)	Location Quotients
47-2051	Cement masons and concrete finishers	280	35.41	\$20.67	\$42,998	8.82	\$11.55	\$14.92	\$20.96	\$25.50	\$29.80	\$24,017	\$31,041	\$43,589	\$53,045	\$61,988	2.31
47-2061	Construction laborers	1,130	11.25	\$17.81	\$37,035	2.50	\$12.87	\$15.02	\$17.37	\$20.32	\$24.09	\$26,772	\$31,244	\$36,126	\$42,268	\$50,111	1.71
47-2071	Paving, surfacing, and tamping equipment operators	90	18.31	\$21.04	\$43,760	3.46	\$15.80	\$17.99	\$21.22	\$23.98	\$27.04	\$32,856	\$37,418	\$44,143	\$49,886	\$56,243	2.70
47-2073	Operating engineers and other construction equipment operators	900	14.15	\$22.01	\$45,782	3.62	\$15.92	\$18.81	\$21.80	\$25.53	\$29.83	\$33,111	\$39,126	\$45,348	\$53,109	\$62,055	3.62
47-2081	Drywall and ceiling tile installers	110	45.52	\$19.19	\$39,917	4.18	\$13.87	\$15.92	\$18.28	\$21.92	\$27.12	\$28,844	\$33,111	\$38,017	\$45,602	\$56,401	1.73
47-2111	Electricians	780	6.11	\$28.25	\$58,765	3.45	\$20.91	\$25.31	\$28.40	\$31.46	\$36.20	\$43,491	\$52,655	\$59,081	\$65,441	\$75,295	1.81
47-2121	Glaziers	50	46.01	\$18.96	\$39,435	10.27	\$10.59	\$16.01	\$19.53	\$23.01	\$25.65	\$22,025	\$33,295	\$40,625	\$47,853	\$53,347	1.44
47-2131	Insulation workers, floor, ceiling, and wall	50	23.10	\$15.28	\$31,790	10.83	\$9.48	\$11.88	\$14.43	\$17.43	\$25.17	\$19,723	\$24,719	\$30,012	\$36,247	\$52,354	2.17
47-2141	Painters, construction and maintenance	180	21.36	\$19.22	\$39,982	2.95	\$13.34	\$15.06	\$18.87	\$22.62	\$25.19	\$27,751	\$31,333	\$39,250	\$47,055	\$52,396	1.22
47-2152	Plumbers, pipefitters, and steamfitters	380	28.01	\$21.81	\$45,359	5.49	\$15.42	\$17.48	\$21.32	\$26.96	\$29.91	\$32,066	\$36,367	\$44,354	\$56,078	\$62,219	1.29
47-2181	Roofers	160	10.76	\$18.06	\$37,565	3.63	\$13.53	\$15.37	\$17.77	\$20.91	\$23.51	\$28,153	\$31,971	\$36,954	\$43,486	\$48,908	1.91
47-3011	Helpers--brickmasons, blockmasons, stonemasons, and tile and marble setters	#	#	\$14.94	\$31,070	8.25	\$12.62	\$13.45	\$14.83	\$16.66	\$18.02	\$26,241	\$27,979	\$30,837	\$34,660	\$37,476	#
47-3012	Helpers--carpenters	#	#	\$16.69	\$34,709	4.64	\$14.96	\$15.60	\$16.75	\$17.90	\$18.59	\$31,110	\$32,442	\$34,839	\$37,236	\$38,675	#
47-4011	Construction and building inspectors	90	21.20	\$24.69	\$51,358	2.38	\$17.90	\$21.25	\$24.37	\$28.11	\$30.99	\$37,237	\$44,201	\$50,688	\$58,472	\$64,451	1.40
47-4051	Highway maintenance workers	290	5.66	\$20.16	\$41,941	1.83	\$13.97	\$16.45	\$19.32	\$22.78	\$25.66	\$29,048	\$34,213	\$40,180	\$47,380	\$53,366	2.87
47-4071	Septic tank servicers and sewer pipe cleaners	60	14.11	\$18.10	\$37,656	4.48	\$12.91	\$15.82	\$17.99	\$21.03	\$24.02	\$26,855	\$32,915	\$37,409	\$43,744	\$49,965	3.26
47-5041	Continuous mining machine operators	120	10.97	\$27.02	\$56,199	3.07	\$23.68	\$25.65	\$27.49	\$29.34	\$30.44	\$49,260	\$53,345	\$57,181	\$61,018	\$63,320	14.91
47-5051	Rock splitters, quarry	80	26.22	\$22.30	\$46,376	5.97	\$16.92	\$19.10	\$21.97	\$26.12	\$29.15	\$35,193	\$39,727	\$45,705	\$54,332	\$60,633	25.98
47-5061	Roof bolters, mining	60	0.00	\$27.98	\$58,188	3.35	\$25.43	\$26.43	\$28.10	\$29.76	\$30.76	\$52,891	\$54,972	\$58,440	\$61,908	\$63,989	26.38
47-5071	Roustabouts, oil and gas	60	42.88	\$18.44	\$38,349.00	\$4.92	\$12.93	\$16.07	\$18.29	\$21.43	\$24.30	\$26,898.00	\$33,424.00	\$38,045.00	\$44,584.00	\$50,554.00	1.71
49-0000	Installation, maintenance, and repair occupations	4,570	6.99	\$22.50	\$46,791	2.24	\$11.89	\$15.50	\$20.51	\$27.99	\$37.13	\$42,737	\$52,245	\$62,661	\$86,229	\$107,223	1.21
49-1011	First-line supervisors of mechanics, installers, and repairers	320	8.58	\$32.32	\$67,220.00	\$3.09	\$20.27	\$24.85	\$29.77	\$38.42	\$48.60	\$42,162.00	\$51,678.00	\$61,924.00	\$79,915.00	\$101,084.00	1.02
49-2022	Telecommunications equipment installers and repairers, except line installers	260	16.29	\$25.37	\$52,772	10.64	\$16.09	\$17.75	\$23.82	\$33.78	\$37.06	\$33,477	\$36,917	\$49,544	\$70,260	\$77,085	1.60
49-2094	Electrical and electronics repairers, commercial and industrial equipment	40	14.19	\$40.83	\$84,933	3.61	\$25.11	\$37.79	\$44.34	\$47.33	\$49.44	\$52,231	\$78,612	\$92,221	\$98,455	\$102,830	0.80
49-2098	Security and fire alarm systems installers	40	15.87	\$21.73	\$45,198	9.13	\$16.24	\$17.82	\$21.03	\$25.51	\$28.92	\$33,784	\$37,056	\$43,743	\$53,052	\$60,146	0.90
49-3011	Aircraft mechanics and service technicians	60	13.67	\$25.68	\$53,417	10.71	\$13.14	\$16.09	\$22.69	\$34.16	\$44.27	\$27,321	\$33,462	\$47,190	\$71,048	\$92,088	0.67
49-3021	Automotive body and related repairers	#	#	\$23.78	\$49,454	5.46	\$19.39	\$21.03	\$23.76	\$27.19	\$29.45	\$40,337	\$43,735	\$49,410	\$56,558	\$61,265	#
49-3023	Automotive service technicians and mechanics	580	11.08	\$21.14	\$43,975	4.43	\$12.93	\$15.66	\$20.81	\$26.84	\$29.85	\$26,900	\$32,571	\$43,280	\$55,817	\$62,087	1.32
49-3031	Bus and truck mechanics and diesel engine specialists	160	26.37	\$20.65	\$42,955	4.09	\$15.61	\$16.86	\$18.95	\$23.62	\$29.93	\$32,460	\$35,064	\$39,422	\$49,138	\$62,260	0.89
49-3041	Farm equipment mechanics and service technicians	#	#	\$26.37	\$54,842	14.37	\$14.05	\$16.17	\$18.24	\$43.09	\$47.75	\$29,233	\$33,642	\$37,929	\$89,638	\$99,323	#
49-3042	Mobile heavy equipment mechanics, except engines	180	10.34	\$23.56	\$49,013	2.42	\$16.55	\$19.89	\$22.73	\$27.08	\$32.57	\$34,434	\$41,373	\$47,282	\$56,321	\$67,756	2.04
49-3051	Motorboat mechanics and service technicians	#	#	\$20.25	\$42,120	6.60	\$14.76	\$18.96	\$21.18	\$23.06	\$24.22	\$30,691	\$39,439	\$44,053	\$47,958	\$50,380	#
49-3053	Outdoor power equipment and other small engine mechanics	30	42.24	\$20.08	\$41,769	5.38	\$15.76	\$17.73	\$20.51	\$22.81	\$24.20	\$32,782	\$36,887	\$42,653	\$47,455	\$50,335	#
49-3093	Tire repairers and changers	170	43.57	\$14.18	\$29,490	3.44	\$11.28	\$12.64	\$14.04	\$15.84	\$17.88	\$23,472	\$26,288	\$29,201	\$32,953	\$37,182	2.21
49-9012	Control and valve installers and repairers, except mechanical door	#	#	\$30.75	\$63,952	3.42	\$25.88	\$27.38	\$29.88	\$34.10	\$38.04	\$53,833	\$56,950	\$62,144	\$70,920	\$79,132	#
49-9021	Heating, air conditioning, and refrigeration mechanics and installers	#	#	\$22.37	\$46,532	4.62	\$15.70	\$19.04	\$22.44	\$26.24	\$29.65	\$32,651	\$39,611	\$46,680	\$54,586	\$61,675	#
49-9041	Industrial machinery mechanics	210	23.92	\$31.88	\$66,308	6.68	\$18.65	\$22.65	\$32.43	\$42.03	\$47.15	\$38,793	\$47,102	\$67,462	\$87,413	\$98,063	0.91
49-9051	Electrical power-line installers and repairers	170	16.07	\$40.95	\$85,182	2.43	\$32.65	\$36.69	\$42.12	\$46.18	\$49.12	\$67,912	\$76,308	\$87,615	\$96,054	\$102,169	2.10
49-9052	Telecommunications line installers and repairers	40	42.30	\$26.24	\$54,570	5.06	\$17.32	\$24.96	\$27.41	\$29.76	\$31.24	\$36,019	\$51,912	\$57,009	\$61,900	\$64,983	0.61
49-9071	Maintenance and repair workers, general	1,670	16.25	\$18.39	\$38,242	4.34	\$9.77	\$12.41	\$17.17	\$22.79	\$29.13	\$20,323	\$25,813	\$35,716	\$47,406	\$60,591	1.81
49-9091	Coin, vending, and amusement machine servicers and repairers	#	#	\$17.93	\$37,302	4.10	\$13.69	\$16.00	\$17.81	\$19.72	\$23.28	\$28,485	\$33,279	\$37,050	\$41,015	\$48,427	#
49-9094	Locksmiths and safe repairers	#	#	\$14.87	\$30,936	5.14	\$11.69	\$12.86	\$14.11	\$15.32	\$21.41	\$24,313	\$26,741	\$29,346	\$31,874	\$44,536	#
49-9098	Helpers--installation, maintenance, and repair workers	10	40.40	\$11.99	\$24,946	6.88	\$9.44	\$9.95	\$10.96	\$11.97	\$17.63	\$19,626	\$20,689	\$22,788	\$24,908	\$36,674	#
49-9099	Installation, maintenance, and repair workers, all other	120	42.77	\$21.10	\$43,887	3.50	\$12.26	\$17.96	\$21.41	\$23.64	\$25.02	\$25,509	\$37,359	\$44,533	\$49,166	\$52,041	1.18
51-0000	Production occupations	3,380	5.88	\$18.85	\$39,208	2.38	\$10.13	\$12.18	\$16.65	\$23.50	\$30.82	\$21,071	\$25,344	\$34,623	\$48,883	\$64,098	0.55

Data unavailable

Occupational Code	Occupational Title	Employment Estimate	Employment Percentage Relative Standard Error	Average Hourly Wage	Average Annual Wage	Wage Percentage Relative Standard Error	10th Percentile (Hourly)	25th Percentile (Hourly)	50th Percentile (Hourly)	75th Percentile (Hourly)	90th Percentile (Hourly)	10th Percentile (Annual)	25th Percentile (Annual)	50th Percentile (Annual)	75th Percentile (Annual)	90th Percentile (Annual)	Location Quotients
51-1011	First-line supervisors of production and operating workers	330	6.67	\$28.69	\$59,674	3.08	\$18.30	\$23.14	\$26.82	\$33.34	\$41.94	\$38,069	\$48,140	\$55,776	\$69,352	\$87,226	0.80
51-2028	Electrical, electronic, and electromechanical assemblers, except coil winders, tapers, and finishers	20	33.33	\$14.59	\$30,341	11.27	\$9.36	\$9.72	\$13.70	\$15.58	\$23.42	\$19,467	\$20,213	\$28,494	\$32,408	\$48,714	#
51-2041	Structural metal fabricators and fitters	60	30.11	\$17.09	\$35,557.00	\$3.89	\$12.73	\$14.31	\$16.99	\$20.04	\$22.58	\$26,468.00	\$29,765.00	\$35,329.00	\$41,687.00	\$46,968.00	1.05
51-2098	Assemblers and fabricators, all other, including team assemblers	150	26.95	\$16.40	\$34,117	5.14	\$10.85	\$12.90	\$16.52	\$18.77	\$22.64	\$22,571	\$26,832	\$34,370	\$39,050	\$47,084	0.16
51-3011	Bakers	100	33.15	\$13.21	\$27,467	5.08	\$9.69	\$10.98	\$12.82	\$14.33	\$17.80	\$20,160	\$22,849	\$26,667	\$29,812	\$37,034	0.80
51-3021	Butchers and meat cutters	50	33.47	\$15.20	\$31,611	7.00	\$9.36	\$9.95	\$15.00	\$18.92	\$22.37	\$19,464	\$20,705	\$31,197	\$39,349	\$46,520	0.52
51-3023	Slaughterers and meat packers	40	37.24	\$13.83	\$28,761	7.29	\$9.60	\$11.39	\$13.40	\$15.05	\$19.57	\$19,975	\$23,684	\$27,871	\$31,300	\$40,714	0.70
51-3092	Food batchmakers	150	9.05	\$13.64	\$28,377	4.62	\$9.62	\$10.54	\$12.20	\$16.12	\$18.28	\$20,000	\$21,925	\$25,374	\$33,525	\$38,022	1.41
51-3099	Food processing workers, all other	#	#	\$12.44	\$25,879	2.47	\$10.21	\$10.92	\$12.09	\$13.92	\$15.43	\$21,242	\$22,714	\$25,150	\$28,949	\$32,101	#
51-4041	Machinists	120	25.59	\$20.36	\$42,354	3.47	\$13.01	\$16.39	\$19.83	\$25.16	\$29.11	\$27,068	\$34,100	\$41,256	\$52,335	\$60,556	0.46
51-4121	Welders, cutters, solderers, and brazers	180	12.90	\$25.20	\$52,423	5.78	\$16.02	\$18.38	\$23.32	\$33.29	\$37.57	\$33,322	\$38,233	\$48,508	\$69,238	\$78,140	0.69
51-4199	Metal workers and plastic workers, all other	#	#	\$17.23	\$35,828	18.88	\$9.34	\$12.27	\$16.03	\$22.55	\$27.43	\$19,430	\$25,528	\$33,346	\$46,914	\$57,048	#
51-5111	Prepress technicians and workers	10	31.76	\$16.68	\$34,695	4.81	\$9.93	\$12.29	\$14.47	\$21.57	\$26.84	\$20,661	\$25,569	\$30,107	\$44,865	\$55,819	#
51-5112	Printing press operators	80	25.11	\$18.83	\$39,175	6.31	\$12.23	\$13.86	\$16.84	\$24.53	\$29.19	\$25,440	\$28,833	\$35,025	\$51,025	\$60,707	0.72
51-6011	Laundry and dry-cleaning workers	200	17.93	\$11.41	\$23,726.00	\$2.82	\$9.64	\$10.17	\$11.12	\$12.11	\$14.07	\$20,045.00	\$21,150.00	\$23,136.00	\$25,182.00	\$29,272.00	1.38
51-6031	Sewing machine operators	90	12.05	\$15.75	\$32,766	6.16	\$10.15	\$12.21	\$15.00	\$18.18	\$23.23	\$21,113	\$25,405	\$31,201	\$37,824	\$48,319	1.02
51-7011	Cabinetmakers and bench carpenters	90	32.15	\$18.08	\$37,598	6.63	\$11.16	\$13.15	\$16.75	\$24.13	\$27.54	\$23,212	\$27,352	\$34,838	\$50,197	\$57,276	1.40
51-7042	Woodworking machine setters, operators, and tenders, except sawing	20	42.96	\$15.86	\$32,979	5.84	\$11.57	\$12.79	\$14.62	\$19.62	\$22.46	\$24,070	\$26,606	\$30,414	\$40,818	\$46,715	#
51-8021	Stationary engineers and boiler operators	30	0.00	\$21.38	\$44,478	3.79	\$10.46	\$12.37	\$25.59	\$28.94	\$30.94	\$21,766	\$25,726	\$53,235	\$60,191	\$64,365	#
51-8031	Water and wastewater treatment plant and system operators	290	34.23	\$22.54	\$46,890	3.77	\$14.68	\$19.70	\$22.45	\$25.15	\$30.67	\$30,527	\$40,970	\$46,691	\$52,321	\$63,793	3.62
51-8092	Gas plant operators	60	26.06	\$35.11	\$73,022	4.13	\$26.09	\$28.63	\$33.78	\$38.53	\$47.62	\$54,271	\$59,555	\$70,263	\$80,136	\$99,047	5.78
51-8099	Plant and system operators, all other	90	30.48	\$29.60	\$61,563	5.66	\$16.13	\$21.30	\$29.34	\$36.45	\$45.24	\$33,548	\$44,304	\$61,022	\$75,807	\$94,105	11.03
51-9012	Separating, filtering, clarifying, precipitating, and still machine setters, operators, and tenders	70	25.86	\$15.65	\$32,557	4.44	\$12.11	\$12.90	\$14.19	\$17.59	\$23.08	\$25,193	\$26,832	\$29,523	\$36,584	\$48,004	2.22
51-9021	Crushing, grinding, and polishing machine setters, operators, and tenders	30	24.27	\$21.46	\$44,630	2.63	\$16.02	\$19.39	\$21.53	\$23.66	\$26.83	\$33,331	\$40,328	\$44,779	\$49,214	\$55,812	1.61
51-9023	Mixing and blending machine setters, operators, and tenders	60	37.72	\$19.45	\$40,450	3.44	\$13.68	\$16.38	\$18.89	\$22.48	\$25.94	\$28,451	\$34,080	\$39,286	\$46,765	\$53,958	0.64
51-9061	Inspectors, testers, sorters, samplers, and weighers	60	15.49	\$16.67	\$34,673	5.16	\$9.81	\$11.93	\$14.66	\$19.31	\$27.58	\$20,414	\$24,819	\$30,496	\$40,166	\$57,373	0.16
51-9081	Dental laboratory technicians	#	#	\$18.38	\$38,225	16.78	\$10.83	\$12.47	\$16.91	\$19.41	\$28.56	\$22,535	\$25,943	\$35,177	\$40,373	\$59,395	#
51-9111	Packaging and filling machine operators and tenders	100	25.84	\$12.23	\$25,442	2.44	\$9.90	\$10.74	\$12.26	\$13.75	\$14.66	\$20,595	\$22,343	\$25,496	\$28,593	\$30,484	0.36
51-9122	Painters, transportation equipment	#	#	\$23.74	\$49,386	13.91	\$16.16	\$17.92	\$25.95	\$28.38	\$29.84	\$33,613	\$37,277	\$53,971	\$59,033	\$62,070	#
51-9198	Helpers--production workers	160	21.82	\$11.92	\$24,796	6.42	\$9.33	\$9.37	\$10.41	\$13.35	\$17.48	\$19,405	\$19,495	\$21,655	\$27,764	\$36,359	0.58
51-9199	Production workers, all other	40	27.05	\$12.11	\$25,189	5.52	\$9.74	\$10.28	\$11.14	\$13.31	\$17.14	\$20,269	\$21,380	\$23,169	\$27,688	\$35,657	0.20
53-0000	Transportation and material moving occupations	4,550	5.84	\$17.69	\$36,789	2.20	\$10.09	\$12.36	\$16.19	\$21.28	\$27.57	\$20,993	\$25,718	\$33,682	\$44,256	\$57,353	0.67
53-1048	First-line supervisors of transportation and material moving workers, except aircraft cargo handling supervisors	200	11.34	\$29.61	\$61,583	3.75	\$17.03	\$21.70	\$28.90	\$36.92	\$45.70	\$35,415	\$45,132	\$60,112	\$76,794	\$95,060	0.74
53-2012	Commercial pilots	#	#	#	\$84,413	23.77	#	#	#	#	#	\$54,715	\$58,752	\$64,791	\$82,239	\$183,291	#
53-3011	Ambulance drivers and attendants, except emergency medical technicians	40	16.59	#	#	#	#	#	#	#	#	#	#	#	#	#	3.69
53-3021	Bus drivers, transit and intercity	110	26.06	\$16.61	\$34,558	3.68	\$12.69	\$14.00	\$16.31	\$18.82	\$22.26	\$26,392	\$29,122	\$33,926	\$39,147	\$46,308	0.89
53-3022	Bus drivers, school or special client	270	7.13	\$15.25	\$31,720	1.99	\$11.81	\$13.12	\$15.24	\$17.44	\$18.78	\$24,564	\$27,286	\$31,690	\$36,273	\$39,063	0.79
53-3031	Driver/sales workers	240	42.77	\$17.55	\$36,512	6.83	\$9.72	\$12.74	\$17.66	\$21.92	\$25.00	\$20,215	\$26,507	\$36,725	\$45,597	\$52,006	0.83
53-3032	Heavy and tractor-trailer truck drivers	770	16.16	\$20.30	\$42,217	2.51	\$15.21	\$17.45	\$20.62	\$23.30	\$25.56	\$31,636	\$36,299	\$42,881	\$48,454	\$53,165	0.65
53-3033	Light truck or delivery services drivers	560	20.35	\$17.12	\$35,608	6.71	\$9.95	\$11.71	\$15.21	\$19.44	\$31.55	\$20,691	\$24,356	\$31,639	\$40,441	\$65,618	0.93
53-3041	Taxi drivers and chauffeurs	120	12.37	\$12.02	\$25,007	3.63	\$9.50	\$10.19	\$11.44	\$13.54	\$15.66	\$19,755	\$21,201	\$23,796	\$28,159	\$32,563	0.86
53-3099	Motor vehicle operators, all other	#	#	\$16.57	\$34,463	8.26	\$10.69	\$13.30	\$16.22	\$20.30	\$23.22	\$22,228	\$27,658	\$33,742	\$42,221	\$48,303	#
53-6031	Automotive and watercraft service attendants	110	24.79	\$11.75	\$24,432	3.57	\$9.71	\$10.22	\$11.06	\$12.06	\$14.92	\$20,203	\$21,249	\$23,004	\$25,086	\$31,043	1.33
53-6099	Transportation workers, all other	#	#	\$21.07	\$43,820	9.76	\$13.90	\$15.49	\$18.11	\$26.90	\$33.43	\$28,913	\$32,210	\$37,676	\$55,960	\$69,541	#
53-7011	Conveyor operators and tenders	#	#	\$18.34	\$38,155	18.51	\$12.55	\$13.76	\$16.12	\$25.60	\$29.52	\$26,114	\$28,625	\$33,521	\$53,257	\$61,391	#

Data unavailable

Occupational Code	Occupational Title	Employment Estimate	Employment Percentage Relative Standard Error	Average Hourly Wage	Average Annual Wage	Wage Percentage Relative Standard Error	10th Percentile (Hourly)	25th Percentile (Hourly)	50th Percentile (Hourly)	75th Percentile (Hourly)	90th Percentile (Hourly)	10th Percentile (Annual)	25th Percentile (Annual)	50th Percentile (Annual)	75th Percentile (Annual)	90th Percentile (Annual)	Location Quotients
53-7032	Excavating and loading machine and dragline operators	110	24.78	\$26.12	\$54,324	5.23	\$18.01	\$21.46	\$26.04	\$29.52	\$31.76	\$37,454	\$44,629	\$54,161	\$61,404	\$66,052	3.44
53-7033	Loading machine operators, underground mining	30	0.00	\$28.73	\$59,763	3.33	\$25.79	\$26.83	\$28.55	\$30.28	\$31.41	\$53,646	\$55,798	\$59,386	\$62,974	\$65,323	20.69
53-7051	Industrial truck and tractor operators	130	21.40	\$17.01	\$35,386	3.47	\$11.65	\$13.90	\$16.78	\$19.55	\$23.37	\$24,229	\$28,918	\$34,896	\$40,656	\$48,602	0.32
53-7061	Cleaners of vehicles and equipment	200	18.44	\$12.48	\$25,966	3.13	\$10.20	\$10.98	\$12.25	\$13.94	\$15.18	\$21,223	\$22,848	\$25,477	\$28,994	\$31,570	0.79
53-7062	Laborers and freight, stock, and material movers, hand	490	13.95	\$14.14	\$29,410	3.35	\$9.56	\$10.63	\$13.39	\$16.94	\$19.54	\$19,886	\$22,115	\$27,845	\$35,230	\$40,651	0.26
53-7064	Packers and packagers, hand	360	15.08	\$11.70	\$24,327	2.87	\$9.36	\$9.56	\$11.14	\$13.39	\$15.08	\$19,464	\$19,883	\$23,178	\$27,843	\$31,372	0.75
53-7073	Wellhead pumpers	#	#	\$23.81	\$49,528	4.22	\$19.69	\$21.34	\$23.85	\$27.31	\$30.15	\$40,945	\$44,396	\$49,614	\$56,810	\$62,705	#
53-7081	Refuse and recyclable material collectors	170	17.72	\$18.74	\$38,976	3.33	\$13.93	\$16.03	\$18.27	\$21.89	\$24.41	\$28,964	\$33,337	\$38,011	\$45,539	\$50,779	2.09
53-7121	Tank car, truck, and ship loaders	30	34.58	\$18.89	\$39,293	4.53	\$14.14	\$15.83	\$17.80	\$20.67	\$27.35	\$29,404	\$32,924	\$37,023	\$42,987	\$56,898	#

Data unavailable

Occupational Code	Occupational Title	Employment Estimate	Employment Percentage Relative Standard Error	Average Hourly Wage	Average Annual Wage	Wage Percentage Relative Standard Error	10th Percentile (Hourly)	25th Percentile (Hourly)	50th Percentile (Hourly)	75th Percentile (Hourly)	90th Percentile (Hourly)	10th Percentile (Annual)	25th Percentile (Annual)	50th Percentile (Annual)	75th Percentile (Annual)	90th Percentile (Annual)	Location Quotients
00-0000	Total all occupations	116,350	0.99	\$22.75	\$47,318	1.22	\$10.17	\$13.49	\$18.59	\$27.27	\$38.23	\$21,156	\$28,054	\$38,673	\$56,729	\$79,513	1.00
11-0000	Management occupations	4,560	3.76	\$48.15	\$100,157	2.06	\$23.39	\$31.17	\$41.44	\$56.97	\$81.11	\$48,652	\$64,843	\$86,186	\$118,488	\$168,711	0.77
11-1011	Chief executives	30	18.69	\$64.35	\$133,855	7.07	\$28.26	\$51.20	\$60.80	\$78.71	\$97	\$58,777	\$106,489	\$126,461	\$163,709	\$200,731	0.20
11-1021	General and operations managers	2,010	5.98	\$51.47	\$107,067	3.66	\$21.52	\$30.80	\$41.00	\$61.25	\$96	\$44,768	\$64,057	\$85,270	\$127,403	\$199,536	1.11
11-1031	Legislators	60	12.94	#	\$44,198	9.36	#	#	#	#	#	\$19,361	\$19,578	\$27,385	\$57,937	\$82,284	1.49
11-2021	Marketing managers	30	9.31	\$57.93	\$120,499	6.47	\$32.86	\$41.16	\$47.70	\$63.53	\$97.33	\$68,340	\$85,619	\$99,211	\$132,136	\$202,445	#
11-2022	Sales managers	90	17.08	\$61.02	\$126,919	8.57	\$29.95	\$38.41	\$51.29	\$76.33	#	\$62,295	\$79,902	\$106,685	\$158,757	#	0.31
11-2031	Public relations and fundraising managers	50	13.61	\$63.29	\$131,638	12.98	\$29.12	\$43.19	\$56.72	\$73	#	\$60,572	\$89,832	\$117,981	\$152,052	#	0.90
11-3011	Administrative services managers	90	13.65	\$40.49	\$84,226	4.09	\$19.60	\$23.40	\$36.89	\$51.21	\$65.90	\$40,762	\$48,677	\$76,733	\$106,517	\$137,073	0.39
11-3021	Computer and information systems managers	40	9.17	\$63.63	\$132,360	2.34	\$42.85	\$48.95	\$59.65	\$79.32	\$95.59	\$89,127	\$101,822	\$124,072	\$164,991	\$198,828	0.12
11-3031	Financial managers	140	11.84	\$56.36	\$117,239	4.80	\$28.48	\$38.89	\$50.04	\$62.23	\$85	\$59,236	\$80,884	\$104,086	\$129,431	\$176,682	0.31
11-3051	Industrial production managers	20	18.54	\$55.71	\$115,877	9.93	\$25.26	\$33.39	\$53.23	\$61.62	\$92.84	\$52,537	\$69,460	\$110,728	\$128,180	\$193,110	#
11-3071	Transportation, storage, and distribution managers	30	9.29	\$51.33	\$106,756	2.23	\$32.83	\$43.31	\$52.84	\$60.96	\$67.22	\$68,295	\$90,088	\$109,906	\$126,791	\$139,827	0.35
11-3121	Human resources managers	40	7.19	\$57.81	\$120,249	5.96	\$35.06	\$40.49	\$52.70	\$62.09	\$77.47	\$72,917	\$84,220	\$109,619	\$129,139	\$161,138	0.39
11-9021	Construction managers	520	18.92	\$42.09	\$87,545	6.27	\$26.42	\$30.31	\$40.16	\$48.04	\$60.40	\$54,948	\$63,053	\$83,536	\$99,914	\$125,634	2.41
11-9031	Education administrators, preschool and childcare center/program	40	23.26	\$29.01	\$60,340	5.67	\$20.35	\$22.51	\$26.57	\$31.11	\$47.12	\$42,329	\$46,812	\$55,262	\$64,718	\$98,013	1.02
11-9032	Education administrators, elementary and secondary school	230	3.25	#	\$89,909	3.73	#	#	#	#	#	\$63,890	\$72,910	\$87,151	\$103,469	\$124,555	1.11
11-9033	Education administrators, postsecondary	90	11.32	\$41.05	\$85,394	19.12	\$19.51	\$27.15	\$34.79	\$51.91	\$70.37	\$40,587	\$56,471	\$72,373	\$107,964	\$146,365	0.76
11-9041	Architectural and engineering managers	40	33.50	\$74.06	\$154,052	7.92	\$52.28	\$57.67	\$66.27	\$78.52	#	\$108,735	\$119,946	\$137,834	\$163,323	#	0.26
11-9051	Food service managers	110	22.09	\$33.20	\$69,056	5.05	\$21.70	\$24.46	\$30.52	\$39.38	\$50.40	\$45,131	\$50,886	\$63,488	\$81,912	\$104,839	0.64
11-9081	Lodging managers	220	20.58	\$45.73	\$95,108	7.43	\$28.24	\$34.03	\$40.13	\$54.53	\$61.95	\$58,738	\$70,787	\$83,475	\$113,433	\$128,856	7.32
11-9111	Medical and health services managers	220	8.30	\$55.77	\$116,000	3.31	\$33.72	\$40.76	\$51.04	\$62.76	\$86.99	\$70,142	\$84,779	\$106,174	\$130,549	\$180,945	0.76
11-9121	Natural sciences managers	20	11.11	\$47.82	\$99,465	2.40	\$35.86	\$39.36	\$47.14	\$53.99	\$61.95	\$74,579	\$81,862	\$98,052	\$112,293	\$128,859	#
11-9131	Postmasters and mail superintendents	30	0.00	\$34.04	\$70,809	1.62	\$27.23	\$31.81	\$34.48	\$37.04	\$40.73	\$56,636	\$66,170	\$71,729	\$77,038	\$84,720	#
11-9141	Property, real estate, and community association managers	140	35.14	\$27.38	\$56,948	15.56	\$13.29	\$14.40	\$25.25	\$36.94	\$46.11	\$27,635	\$29,948	\$52,516	\$76,829	\$95,905	0.90
11-9151	Social and community service managers	60	18.26	\$42.23	\$87,834	5.08	\$27.34	\$33.75	\$39.46	\$48.63	\$64.45	\$56,859	\$70,191	\$82,077	\$101,152	\$134,055	0.52
11-9161	Emergency management directors	10	20.01	\$38.86	\$80,828	2.91	\$29.92	\$32.94	\$36.68	\$42.37	\$55.82	\$62,228	\$68,525	\$76,290	\$88,132	\$116,104	#
11-9199	Managers, all other	190	6.14	\$44.93	\$93,450	2.40	\$26.58	\$32.72	\$43.04	\$55.26	\$66.48	\$55,279	\$68,050	\$89,533	\$114,937	\$138,284	0.53
13-0000	Business and financial operations occupations	4,680	4.36	\$33.72	\$70,129	2.48	\$16.90	\$22.17	\$29.46	\$39.78	\$53.10	\$35,157	\$46,107	\$61,274	\$82,737	\$110,439	0.77
13-1020	Buyers and purchasing agents	220	25.35	\$28.43	\$59,132	7.90	\$16.32	\$20.72	\$26.67	\$35.54	\$43.67	\$33,939	\$43,096	\$55,481	\$73,926	\$90,840	0.65
13-1041	Compliance officers, except agriculture, construction, health and safety, and transportation	170	9.70	\$31.22	\$64,945	3.33	\$17.18	\$21.47	\$28.55	\$39.81	\$51.10	\$35,739	\$44,652	\$59,378	\$82,800	\$106,282	0.73
13-1051	Cost estimators	160	19.51	\$28.11	\$58,473	4.85	\$18.47	\$21.26	\$25.96	\$32.58	\$43.70	\$38,427	\$44,213	\$54,006	\$67,764	\$90,889	0.94
13-1071	Human resources specialists	330	7.01	\$29.45	\$61,250	2.68	\$16.12	\$20.70	\$26.24	\$36.43	\$46.28	\$33,526	\$43,059	\$54,579	\$75,766	\$96,267	0.73
13-1081	Logisticians	40	16.76	\$43.96	\$91,433	9.51	\$25.58	\$28.21	\$42.74	\$55.03	\$72.92	\$53,212	\$58,684	\$88,898	\$114,467	\$151,680	0.31
13-1111	Management analysts	120	45.66	\$40.06	\$83,333	7.72	\$25.84	\$28.84	\$38.99	\$48.66	\$59.80	\$53,751	\$59,995	\$81,106	\$101,207	\$124,382	0.21
13-1121	Meeting, convention, and event planners	200	16.87	\$23.94	\$49,796	4.85	\$13.47	\$17.37	\$23.76	\$28.83	\$36.28	\$28,011	\$36,120	\$49,418	\$59,969	\$75,453	2.43
13-1131	Fundraisers	50	28.66	\$27.68	\$57,571	5.32	\$14.03	\$21.04	\$28.04	\$34.85	\$38.46	\$29,192	\$43,763	\$58,319	\$72,487	\$79,990	0.87
13-1141	Compensation, benefits, and job analysis specialists	20	16.43	\$29.32	\$60,990	4.84	\$18.01	\$21.58	\$27.37	\$37.06	\$45.66	\$37,458	\$44,893	\$56,935	\$77,091	\$94,971	#
13-1151	Training and development specialists	90	13.88	\$33.01	\$68,652	4.21	\$20.52	\$25.49	\$30.80	\$41.25	\$48.82	\$42,672	\$53,017	\$64,070	\$85,795	\$101,547	0.41
13-1161	Market research analysts and marketing specialists	530	11.88	\$28.85	\$60,001	6.70	\$15.70	\$19.26	\$25.55	\$34.21	\$48.07	\$32,664	\$40,052	\$53,135	\$71,152	\$99,995	1.09
13-1199	Business operations specialists, all other	900	7.09	\$37.32	\$77,620	3.51	\$17.64	\$24.68	\$33.99	\$46.18	\$61.63	\$36,687	\$51,341	\$70,707	\$96,057	\$128,200	1.10
13-2011	Accountants and auditors	1,240	10.16	\$34.90	\$72,593	3.75	\$19.06	\$24.07	\$30.77	\$42.71	\$52.66	\$39,649	\$50,058	\$64,005	\$88,838	\$109,533	1.22
13-2021	Appraisers and assessors of real estate	180	30.53	\$27.92	\$58,082	14.80	\$19.85	\$21.74	\$26.12	\$34.71	\$38.18	\$41,287	\$45,226	\$54,335	\$72,193	\$79,408	3.78
13-2041	Credit analysts	#	#	\$35.56	\$73,964	3.22	\$32.41	\$33.70	\$35.85	\$38.00	\$39.43	\$67,406	\$70,090	\$74,564	\$79,038	\$82,014	#
13-2051	Financial analysts	#	#	\$112.01	\$232,982	24.72	\$40.91	\$47.40	#	#	#	\$85,091	\$98,594	#	#	#	#
13-2072	Loan officers	140	22.99	\$31.96	\$66,479	13.62	\$11.72	\$14.60	\$23.80	\$38.04	\$52.98	\$24,372	\$30,371	\$49,501	\$79,117	\$110,189	0.58
13-2081	Tax examiners and collectors, and revenue agents	10	3.95	\$27.25	\$56,682	2.87	\$21.18	\$23.28	\$26.84	\$30.87	\$35.49	\$44,053	\$48,429	\$55,831	\$64,208	\$73,810	#
13-2082	Tax preparers	40	32.83	\$26.89	\$55,931	13.58	\$14.28	\$21.45	\$26.94	\$30.37	\$41.39	\$29,711	\$44,623	\$56,042	\$63,179	\$86,091	0.73
13-2099	Financial specialists, all other	40	31.22	#	#	#	#	#	#	#	#	#	#	#	#	#	0.39
15-0000	Computer and mathematical occupations	1,000	6.86	\$41.53	\$86,383	9.03	\$18.79	\$25.40	\$34.22	\$46.02	\$63.69	\$39,092	\$52,828	\$71,168	\$95,723	\$132,468	0.29

Data unavailable

Occupational Code	Occupational Title	Employment Estimate	Employment Percentage Relative Standard Error	Average Hourly Wage	Average Annual Wage	Wage Percentage Relative Standard Error	10th Percentile (Hourly)	25th Percentile (Hourly)	50th Percentile (Hourly)	75th Percentile (Hourly)	90th Percentile (Hourly)	10th Percentile (Annual)	25th Percentile (Annual)	50th Percentile (Annual)	75th Percentile (Annual)	90th Percentile (Annual)	Location Quotients
15-1121	Computer systems analysts	90	23.28	\$36.93	\$76,807	3.73	\$24.59	\$28.59	\$35.64	\$45.15	\$53.55	\$51,153	\$59,462	\$74,131	\$93,913	\$111,381	0.20
15-1122	Information security analysts	20	12.02	\$35.43	\$73,698	3.51	\$15.17	\$22.64	\$38.83	\$46.54	\$51.56	\$31,544	\$47,093	\$80,763	\$96,803	\$107,243	#
15-1131	Computer programmers	30	47.10	\$39.11	\$81,346.00	\$5.54	\$21.33	\$24.27	\$37.67	\$53.17	\$60.25	\$44,357.00	\$50,476.00	\$78,360.00	\$110,592.00	\$125,324.00	#
15-1132	Software developers, applications	190	32.02	#	#	#	#	#	#	#	#	#	#	#	#	#	0.27
15-1134	Web developers	70	27.23	\$26.35	\$54,801	4.79	\$17.20	\$21.42	\$26.65	\$29.80	\$35.93	\$35,771	\$44,556	\$55,428	\$61,990	\$74,732	0.65
15-1141	Database administrators	10	24.70	\$36.64	\$76,211	5.27	\$24.26	\$28.35	\$36.11	\$44.20	\$51.51	\$50,456	\$58,971	\$75,102	\$91,935	\$107,135	#
15-1142	Network and computer systems administrators	200	9.37	\$37.79	\$78,612	2.81	\$24.45	\$29.82	\$36.23	\$44.17	\$53.35	\$50,854	\$62,029	\$75,364	\$91,869	\$110,970	0.64
15-1151	Computer user support specialists	270	19.11	\$23.41	\$48,689	4.72	\$10.62	\$17.37	\$23.47	\$29.71	\$35.78	\$22,080	\$36,127	\$48,825	\$61,791	\$74,432	0.54
15-1152	Computer network support specialists	20	23.27	\$32.81	\$68,250	9.18	\$20.39	\$26.19	\$30.83	\$41.69	\$46.35	\$42,421	\$54,472	\$64,119	\$86,718	\$96,413	#
15-1199	Computer occupations, all other	#	#	\$48.29	\$100,435	5.94	\$25.68	\$33.01	\$43.51	\$56.74	\$61.53	\$53,407	\$68,656	\$90,509	\$118,013	\$127,991	#
17-0000	Architecture and engineering occupations	1,420	10.06	\$36.10	\$75,095	3.41	\$20.33	\$25.17	\$32.93	\$45.13	\$57.80	\$42,290	\$52,360	\$68,486	\$93,871	\$120,229	0.69
17-1011	Architects, except landscape and naval	350	21.55	\$31.59	\$65,707	11.05	\$20.62	\$22.85	\$27.85	\$38.16	\$51.98	\$42,894	\$47,535	\$57,923	\$79,382	\$108,113	4.15
17-1021	Cartographers and photogrammetrists	20	27.84	\$31.49	\$65,495	2.62	\$21.26	\$24.66	\$32.77	\$36.95	\$39.97	\$44,227	\$51,303	\$68,154	\$76,863	\$83,143	#
17-1022	Surveyors	60	36.69	\$28.48	\$59,236	2.36	\$20.03	\$23.25	\$28.05	\$34.35	\$40.71	\$41,672	\$48,352	\$58,342	\$71,450	\$84,673	1.65
17-2051	Civil engineers	290	10.77	\$42.68	\$88,779	2.66	\$27.60	\$32.57	\$42.17	\$50.16	\$59.94	\$57,415	\$67,756	\$87,716	\$104,329	\$124,673	1.19
17-2071	Electrical engineers	20	15.52	\$42.70	\$88,808	5.60	\$27.20	\$34.22	\$43.56	\$51.23	\$60.82	\$56,581	\$71,180	\$90,595	\$106,564	\$126,505	#
17-2081	Environmental engineers	#	#	\$46.02	\$95,727	9.51	\$32.32	\$36.23	\$44.45	\$52.25	\$60.81	\$67,219	\$75,360	\$92,455	\$108,672	\$126,493	#
17-2111	Health and safety engineers, except mining safety engineers and inspectors	10	13.79	\$44.58	\$92,729	7.99	\$21.15	\$37.00	\$46.00	\$55.52	\$67.00	\$43,993	\$76,952	\$95,686	\$115,478	\$139,369	#
17-2112	Industrial engineers	10	45.59	\$53.74	\$111,770	4.43	\$40.35	\$45.10	\$54.20	\$62.56	\$71.73	\$83,931	\$93,804	\$112,745	\$130,135	\$149,208	#
17-2141	Mechanical engineers	50	37.19	\$41.36	\$86,035	8.19	\$29.79	\$34.08	\$39.81	\$49.66	\$57.57	\$61,965	\$70,894	\$82,803	\$103,293	\$119,743	0.20
17-2151	Mining and geological engineers, including mining safety engineers	40	20.79	#	#	#	#	#	#	#	#	#	#	#	#	#	8.84
17-2171	Petroleum engineers	40	45.91	\$58.01	\$120,660	10.10	\$33.87	\$39.33	\$52.37	\$78.44	\$94.57	\$70,445	\$81,802	\$108,938	\$163,152	\$196,706	1.58
17-2199	Engineers, all other	#	#	\$59.17	\$123,070	4.14	\$36.56	\$46.52	\$65.66	\$73.18	\$77.68	\$76,044	\$96,763	\$136,576	\$152,205	\$161,582	#
17-3011	Architectural and civil drafters	80	26.82	\$24.53	\$51,024	4.98	\$15.90	\$18.03	\$22.65	\$29.35	\$37.98	\$33,075	\$37,500	\$47,105	\$61,042	\$78,991	1.01
17-3019	Drafters, all other	#	#	\$28.56	\$59,402	8.89	\$17.18	\$25.37	\$29.73	\$34.38	\$37.23	\$35,731	\$52,771	\$61,830	\$71,519	\$77,449	#
17-3022	Civil engineering technicians	30	20.85	\$33.05	\$68,739	1.63	\$21.12	\$24.23	\$32.46	\$39.29	\$47.68	\$43,923	\$50,407	\$67,524	\$81,723	\$99,184	0.54
17-3029	Engineering technicians, except drafters, all other	70	22.23	\$27.07	\$56,299	8.25	\$13.73	\$18.96	\$28.79	\$35.40	\$38.39	\$28,551	\$39,431	\$59,884	\$73,642	\$79,842	1.13
17-3031	Surveying and mapping technicians	40	34.19	\$20.04	\$41,676	3.16	\$15.61	\$16.49	\$17.97	\$21.06	\$30.14	\$32,468	\$34,306	\$37,369	\$43,807	\$62,694	1.03
19-0000	Life, physical, and social science occupations	1,140	7.44	\$28.69	\$59,682	4.02	\$14.12	\$15.99	\$26.88	\$34.74	\$43.45	\$29,359	\$33,255	\$55,906	\$72,250	\$90,372	1.22
19-1023	Zoologists and wildlife biologists	70	1.23	\$31.99	\$66,548	1.28	\$27.01	\$28.36	\$30.87	\$34.61	\$37.63	\$56,187	\$58,995	\$64,215	\$71,982	\$78,270	5.06
19-1029	Biological scientists, all other	50	0.00	\$32.59	\$67,779	1.53	\$26.32	\$28.95	\$31.85	\$36.67	\$39.32	\$54,745	\$60,212	\$66,238	\$76,265	\$81,787	1.60
19-1031	Conservation scientists	60	1.88	\$27.76	\$57,739	3.41	\$14.66	\$22.40	\$28.45	\$34.35	\$36.74	\$30,496	\$46,596	\$59,184	\$71,454	\$76,414	3.49
19-1032	Foresters	20	0.00	\$31.12	\$64,735	2.05	\$23.93	\$28.72	\$31.10	\$35.81	\$36.67	\$49,770	\$59,727	\$64,695	\$74,476	\$76,271	#
19-1042	Medical scientists, except epidemiologists	10	47.47	#	#	#	#	#	#	#	#	#	#	#	#	#	#
19-2031	Chemists	20	48.84	\$37.51	\$78,018.00	\$6.78	\$23.29	\$29.71	\$36.02	\$44.13	\$54.06	\$48,451.00	\$61,797.00	\$74,929.00	\$91,782.00	\$112,446.00	#
19-2041	Environmental scientists and specialists, including health	#	#	\$42.10	\$87,563	5.03	\$22.25	\$30.11	\$39.23	\$48.70	\$72.11	\$46,271	\$62,627	\$81,608	\$101,287	\$149,989	#
19-2042	Geoscientists, except hydrologists and geographers	30	23.98	\$39.37	\$81,886	20.08	\$25.85	\$27.86	\$31.84	\$51.16	\$70.80	\$53,763	\$57,953	\$66,228	\$106,417	\$147,265	1.40
19-3031	Clinical, counseling, and school psychologists	40	18.65	\$38.41	\$79,901	4.29	\$23.19	\$33.39	\$38.98	\$45.74	\$50.22	\$48,228	\$69,445	\$81,079	\$95,130	\$104,466	0.41
19-3051	Urban and regional planners	90	14.31	\$35.95	\$74,780	2.09	\$25.45	\$29.51	\$35.74	\$42.39	\$48.56	\$52,937	\$61,384	\$74,329	\$88,180	\$101,010	3.10
19-3091	Anthropologists and archeologists	#	#	\$30.18	\$62,770	2.94	\$22.98	\$23.93	\$31.87	\$34.73	\$37.62	\$47,807	\$49,773	\$66,298	\$72,246	\$78,259	#
19-4021	Biological technicians	70	1.68	\$19.55	\$40,671	1.84	\$15.79	\$15.80	\$17.61	\$20.68	\$27.62	\$32,845	\$32,858	\$36,627	\$43,024	\$57,452	1.08
19-4031	Chemical technicians	30	11.89	\$28.37	\$59,001	4.07	\$16.21	\$20.79	\$29.84	\$35.90	\$39.14	\$33,707	\$43,243	\$62,071	\$74,670	\$81,411	0.59
19-4041	Geological and petroleum technicians	20	34.24	\$36.12	\$75,123	6.12	\$18.19	\$27.66	\$36.08	\$44.55	\$50.03	\$37,826	\$57,529	\$75,052	\$92,667	\$104,056	#
19-4091	Environmental science and protection technicians, including health	50	41.05	\$22.51	\$46,817.00	\$10.55	\$9.51	\$14.03	\$25.64	\$28.82	\$31.12	\$19,776.00	\$29,185.00	\$53,322.00	\$59,954.00	\$64,734.00	1.91
19-4093	Forest and conservation technicians	340	13.92	\$17.35	\$36,081	1.42	\$13.63	\$14.12	\$15.80	\$19.55	\$23.47	\$28,351	\$29,362	\$32,854	\$40,672	\$48,820	13.56
19-4099	Life, physical, and social science technicians, all other	30	29.60	#	#	#	#	#	#	#	#	#	#	#	#	#	#
21-0000	Community and social services occupations	1,180	9.39	\$25.20	\$52,415	2.43	\$15.47	\$18.53	\$23.96	\$29.17	\$35.06	\$32,185	\$38,542	\$49,846	\$60,682	\$72,933	0.69
21-1012	Educational, guidance, school, and vocational counselors	180	1.29	\$25.83	\$53,716	2.31	\$19.08	\$21.71	\$25.67	\$29.43	\$33.95	\$39,682	\$45,156	\$53,397	\$61,205	\$70,623	0.83

Data unavailable

Occupational Code	Occupational Title	Employment Estimate	Employment Percentage Relative Standard Error	Average Hourly Wage	Average Annual Wage	Wage Percentage Relative Standard Error	10th Percentile (Hourly)	25th Percentile (Hourly)	50th Percentile (Hourly)	75th Percentile (Hourly)	90th Percentile (Hourly)	10th Percentile (Annual)	25th Percentile (Annual)	50th Percentile (Annual)	75th Percentile (Annual)	90th Percentile (Annual)	Location Quotients
21-1018	Substance abuse, behavioral disorder, and mental health counselors	170	30.95	\$27.81	\$57,839	10.53	\$17.12	\$20.30	\$25.93	\$29.64	\$33.79	\$35,602	\$42,229	\$53,938	\$61,649	\$70,290	0.85
21-1019	Counselors, all other	#	#	\$16.88	\$35,112	26.53	\$10.25	\$11.02	\$12.31	\$22.66	\$25.95	\$21,328	\$22,932	\$25,605	\$47,132	\$53,983	#
21-1021	Child, family, and school social workers	230	17.68	\$24.15	\$50,234	3.16	\$16.02	\$18.49	\$23.70	\$29.02	\$34.10	\$33,325	\$38,450	\$49,301	\$60,352	\$70,938	0.93
21-1022	Healthcare social workers	50	10.43	\$29.15	\$60,631.00	4.08	\$16.86	\$19.50	\$28.35	\$36.62	\$43.83	\$35,078.00	\$40,559.00	\$58,977.00	\$76,174.00	\$91,162.00	0.33
21-1029	Social workers, all other	#	#	\$23.06	\$47,970	9.12	\$13.84	\$18.77	\$22.77	\$28.12	\$33.22	\$28,796	\$39,050	\$47,367	\$58,496	\$69,105	#
21-1093	Social and human service assistants	130	17.55	\$19.62	\$40,810	4.63	\$13.52	\$15.50	\$18.15	\$23.51	\$28.55	\$28,120	\$32,247	\$37,759	\$48,891	\$59,390	0.42
21-1094	Community health workers	30	16.06	\$22.17	\$46,112	2.84	\$15.82	\$17.44	\$19.89	\$23.82	\$34.21	\$32,911	\$36,278	\$41,381	\$49,538	\$71,166	0.77
21-1099	Community and social service specialists, all other	110	14.82	\$29.36	\$61,069	9.96	\$13.43	\$16.60	\$20.54	\$26.28	\$47.13	\$27,934	\$34,521	\$42,733	\$54,668	\$98,038	1.31
21-2011	Clergy	20	20.56	\$27.93	\$58,092	4.39	\$9.64	\$25.31	\$29.52	\$34.56	\$37.76	\$20,048	\$52,644	\$61,393	\$71,883	\$78,543	#
23-0000	Legal occupations	620	7.84	\$43.82	\$91,151	5.88	\$21.72	\$27.75	\$41.30	\$54.69	\$75.82	\$45,180	\$57,725	\$85,897	\$113,748	\$157,714	0.70
23-1011	Lawyers	350	12.84	\$51.63	\$107,382	6.35	\$30.53	\$40.38	\$46.92	\$65.95	\$79.10	\$63,504	\$83,987	\$97,584	\$137,167	\$164,530	0.67
23-1023	Judges, magistrate judges, and magistrates	40	12.69	\$65.10	\$135,405	5.37	\$20.58	\$66.61	\$74.51	\$77.85	\$77.86	\$42,813	\$138,557	\$154,989	\$161,932	\$161,943	1.93
23-2011	Paralegals and legal assistants	120	35.70	\$27.64	\$57,483	9.02	\$20.19	\$21.55	\$23.83	\$34.30	\$39.90	\$41,986	\$44,829	\$49,567	\$71,351	\$82,993	0.49
23-2093	Title examiners, abstractors, and searchers	#	#	\$29.44	\$61,245	8.66	\$23.09	\$25.57	\$28.10	\$30.64	\$43.05	\$48,019	\$53,186	\$58,457	\$63,728	\$89,547	#
23-2099	Legal support workers, all other	60	19.28	#	#	#	#	#	#	#	#	#	#	#	#	#	1.62
25-0000	Education, training, and library occupations	5,980	4.34	\$23.83	\$49,572	2.66	\$13.40	\$17.25	\$22.14	\$28.18	\$36.24	\$27,868	\$35,877	\$46,053	\$58,606	\$75,383	0.84
25-1072	Nursing instructors and teachers, postsecondary	30	38.70	#	\$69,099	5.42	#	#	#	#	#	\$40,699	\$49,873	\$72,083	\$86,659	\$99,182	0.75
25-1194	Vocational education teachers, postsecondary	100	31.36	\$25.95	\$53,968	4.63	\$15.92	\$17.66	\$21.26	\$28.61	\$49.57	\$33,107	\$36,734	\$44,215	\$59,515	\$103,104	1.05
25-2011	Preschool teachers, except special education	330	21.46	\$17.24	\$35,849	4.05	\$12.83	\$14.39	\$16.77	\$18.87	\$23.38	\$26,696	\$29,921	\$34,889	\$39,256	\$48,635	0.98
25-2012	Kindergarten teachers, except special education	180	3.07	#	\$52,851	3.62	#	#	#	#	#	\$37,933	\$42,902	\$49,410	\$60,252	\$73,476	1.55
25-2021	Elementary school teachers, except special education	1,350	4.94	#	\$50,328	1.87	#	#	#	#	#	\$36,894	\$42,127	\$48,503	\$58,052	\$67,916	1.17
25-2022	Middle school teachers, except special and career/technical educa	820	6.90	#	\$50,113	2.81	#	#	#	#	#	\$33,147	\$40,295	\$48,872	\$59,131	\$69,858	1.62
25-2023	Career/technical education teachers, middle school	10	5.88	#	\$50,124	3.72	#	#	#	#	#	\$39,273	\$43,073	\$49,292	\$57,349	\$62,693	#
25-2031	Secondary school teachers, except special and career/technical ed	710	8.39	#	\$51,522	1.91	#	#	#	#	#	\$38,164	\$43,265	\$50,222	\$59,458	\$68,885	0.85
25-2032	Career/technical education teachers, secondary school	20	6.87	#	\$47,060	3.76	#	#	#	#	#	\$34,780	\$39,195	\$44,577	\$49,974	\$61,708	#
25-2051	Special education teachers, preschool	30	0.00	#	\$55,012	1.71	#	#	#	#	#	\$40,780	\$45,199	\$52,467	\$63,319	\$75,891	1.40
25-2052	Special education teachers, kindergarten and elementary school	#	#	#	\$51,468	2.21	#	#	#	#	#	\$38,627	\$43,730	\$50,772	\$58,204	\$62,898	#
25-2053	Special education teachers, middle school	70	13.31	#	\$48,804	2.05	#	#	#	#	#	\$37,502	\$42,490	\$48,257	\$55,649	\$61,290	0.96
25-2054	Special education teachers, secondary school	70	0.53	#	\$50,104	1.79	#	#	#	#	#	\$36,526	\$42,911	\$50,924	\$58,327	\$62,746	0.61
25-3021	Self-enrichment education teachers	90	29.67	\$22.51	\$46,822	27.36	\$9.71	\$11.06	\$19.53	\$30.16	\$45.73	\$20,196	\$23,007	\$40,622	\$62,733	\$95,119	0.48
25-3097	Teachers and instructors, all other, except substitute teachers	240	38.73	#	#	#	#	#	#	#	#	#	#	#	#	#	0.99
25-4012	Curators	#	#	\$18.34	\$38,150	7.96	\$10.24	\$10.99	\$12.24	\$22.81	\$35.83	\$21,298	\$22,858	\$25,459	\$47,440	\$74,531	#
25-4013	Museum technicians and conservators	20	16.56	\$20.99	\$43,651.00	7.69	\$15.07	\$17.93	\$20.80	\$23.41	\$28.11	\$31,354.00	\$37,295.00	\$43,261.00	\$48,695.00	\$58,464.00	#
25-4021	Librarians	120	31.32	\$38.30	\$79,669	4.26	\$25.37	\$29.71	\$36.37	\$48.18	\$57.75	\$52,770	\$61,793	\$75,658	\$100,214	\$120,118	1.17
25-4031	Library technicians	270	45.68	\$16.81	\$34,973	2.38	\$11.71	\$13.62	\$16.58	\$19.76	\$23.17	\$24,352	\$28,332	\$34,491	\$41,105	\$48,185	3.61
25-9031	Instructional coordinators	110	10.92	\$33.39	\$69,443	3.73	\$23.94	\$27.71	\$33.01	\$38.14	\$45.28	\$49,798	\$57,640	\$68,671	\$79,334	\$94,175	0.82
25-9041	Teacher assistants	750	9.21	#	\$31,758	3.59	#	#	#	#	#	\$22,590	\$25,856	\$30,262	\$36,948	\$44,431	0.71
25-9099	Education, training, and library workers, all other	#	#	\$41.80	\$86,940	5.48	\$29.03	\$39.88	\$43.53	\$47.18	\$49.37	\$60,384	\$82,954	\$90,540	\$98,134	\$102,690	#
27-0000	Arts, design, entertainment, sports, and media occupations	2,040	4.55	\$25.70	\$53,455	7.34	\$10.11	\$13.21	\$19.68	\$29.02	\$43.94	\$21,028	\$27,471	\$40,930	\$60,365	\$91,399	1.30
27-1011	Art directors	#	#	\$32.37	\$67,325	9.82	\$22.42	\$30.48	\$33.46	\$36.46	\$38.25	\$46,633	\$63,405	\$69,605	\$75,833	\$79,570	#
27-1012	Craft artists	#	#	\$25.73	\$53,513	8.31	\$15.53	\$18.72	\$27.45	\$30.22	\$33.67	\$32,308	\$38,930	\$57,101	\$62,860	\$70,040	#
27-1013	Fine artists, including painters, sculptors, and illustrators	#	#	\$13.54	\$28,161	23.61	\$9.37	\$9.48	\$9.67	\$17.41	\$19.44	\$19,497	\$19,727	\$20,109	\$36,220	\$40,429	#
27-1019	Artists and related workers, all other	20	15.92	\$16.04	\$33,354	1.85	\$14.11	\$14.12	\$15.79	\$16.75	\$20.52	\$29,352	\$29,364	\$32,851	\$34,840	\$42,684	#
27-1023	Floral designers	80	39.34	\$19.93	\$41,453	9.98	\$13.13	\$14.77	\$19.68	\$23.89	\$29.05	\$27,312	\$30,715	\$40,929	\$49,693	\$60,421	2.29
27-1024	Graphic designers	120	15.89	\$26.48	\$55,081	5.42	\$15.40	\$18.81	\$23.82	\$31.43	\$44.73	\$32,032	\$39,121	\$49,555	\$65,377	\$93,033	0.68
27-1025	Interior designers	180	24.17	#	#	#	#	#	#	#	#	#	#	#	#	#	3.85
27-2012	Producers and directors	60	24.68	\$27.96	\$58,165.00	\$18.40	\$14.12	\$16.56	\$20.70	\$32.39	\$57.56	\$29,380.00	\$34,452.00	\$43,054.00	\$67,377.00	\$119,728.00	0.59

Data unavailable

Occupational Code	Occupational Title	Employment Estimate	Employment Percentage Relative Standard Error	Average Hourly Wage	Average Annual Wage	Wage Percentage Relative Standard Error	10th Percentile (Hourly)	25th Percentile (Hourly)	50th Percentile (Hourly)	75th Percentile (Hourly)	90th Percentile (Hourly)	10th Percentile (Annual)	25th Percentile (Annual)	50th Percentile (Annual)	75th Percentile (Annual)	90th Percentile (Annual)	Location Quotients
27-2022	Coaches and scouts	910	7.01	#	\$37,935.00	\$7.39	#	#	#	#	#	\$19,565.00	\$22,404.00	\$28,880.00	\$42,716.00	\$62,195.00	4.74
27-2042	Musicians and singers	#	#	\$21.43	#	25.93	\$9.30	\$9.31	\$21.99	\$26.24	\$29.83	#	#	#	#	#	#
27-3011	Radio and television announcers	30	44.77	#	#	#	#	#	#	#	#	#	#	#	#	#	1.36
27-3022	Reporters and correspondents	30	43.28	\$21.23	\$44,154	12.08	\$12.71	\$14.04	\$17.55	\$22.99	\$43.02	\$26,429	\$29,213	\$36,512	\$47,829	\$89,482	#
27-3031	Public relations specialists	200	14.47	\$28.58	\$59,455	3.17	\$16.62	\$21.60	\$27.18	\$34.59	\$41.95	\$34,572	\$44,922	\$56,534	\$71,956	\$87,266	1.03
27-3041	Editors	60	34.24	\$26.71	\$55,555.00	10.58	\$14.10	\$17.35	\$26.08	\$34.49	\$38.17	\$29,328.00	\$36,085.00	\$54,247.00	\$71,748.00	\$79,391.00	0.77
27-3091	Interpreters and translators	30	8.44	\$24.25	\$50,436.00	3.17	\$16.10	\$19.64	\$23.37	\$28.56	\$36.73	\$33,498.00	\$40,858.00	\$48,614.00	\$59,410.00	\$76,405.00	#
27-4011	Audio and video equipment technicians	40	30.45	\$21.72	\$45,171	7.31	\$15.54	\$16.83	\$18.98	\$24.40	\$32.04	\$32,332	\$35,011	\$39,476	\$50,746	\$66,637	0.62
27-4012	Broadcast technicians	20	28.42	\$22.44	\$46,673	22.32	\$14.03	\$15.88	\$17.49	\$19.23	\$45.43	\$29,177	\$33,040	\$36,371	\$40,008	\$94,501	#
27-4021	Photographers	20	24.94	\$17.14	\$35,654	11.88	\$9.40	\$11.23	\$16.27	\$22.49	\$27.83	\$19,555	\$23,353	\$33,846	\$46,788	\$57,888	#
27-4031	Camera operators, television, video, and motion picture	30	26.95	\$29.49	\$61,335	18.02	\$12.23	\$22.17	\$26.89	\$41.95	\$47.14	\$25,429	\$46,111	\$55,936	\$87,249	\$98,054	#
29-0000	Healthcare practitioners and technical occupations	5,150	4.88	\$41.06	\$85,407	3.86	\$17.57	\$24.87	\$34.10	\$44.86	\$65.99	\$36,537	\$51,722	\$70,926	\$93,301	\$137,265	0.74
29-1011	Chiropractors	#	#	\$52.50	\$109,201.00	\$7.48	\$42.28	\$47.27	\$54.31	\$59.25	\$62.26	\$87,944.00	\$98,319.00	\$112,962.00	\$123,248.00	\$129,493.00	#
29-1021	Dentists, general	80	38.71	#	#	#	#	#	#	#	#	#	#	#	#	#	0.94
29-1031	Dietitians and nutritionists	20	10.60	\$28.73	\$59,752	3.32	\$20.88	\$23.58	\$28.18	\$33.54	\$37.93	\$43,426	\$49,055	\$58,614	\$69,773	\$78,898	#
29-1041	Optometrists	20	32.61	\$64.66	\$134,493	7.08	\$53.16	\$63.83	\$69.81	\$75.41	\$78.77	\$110,579	\$132,775	\$145,208	\$156,851	\$163,846	#
29-1051	Pharmacists	130	7.49	\$64.26	\$133,665	1.79	\$51.51	\$58.84	\$67.53	\$74.15	\$78	\$107,148	\$122,386	\$140,469	\$154,231	\$162,489	0.51
29-1062	Family and general practitioners	120	20.02	\$122.89	\$255,608	6.80	\$79.19	\$93.51	#	#	#	\$164,716	\$194,510	#	#	#	1.17
29-1063	Internists, general	10	0.00	#	#	#	#	#	#	#	#	#	#	#	#	#	#
29-1064	Obstetricians and gynecologists	#	#	\$112.44	\$233,877	15.83	\$84.91	\$90.29	\$99.25	#	#	\$176,620	\$187,805	\$206,445	#	#	#
29-1065	Pediatricians, general	10	0.00	\$101.72	\$211,576	7.80	\$51.41	\$62.92	\$96	#	#	\$106,923	\$130,864	\$200,661	#	#	#
29-1067	Surgeons	60	24.54	\$109.20	\$227,139	12.40	\$34.26	\$51.61	#	#	#	\$71,251	\$107,352	#	#	#	1.89
29-1069	Physicians and surgeons, all other	#	#	\$112.82	\$234,663	6.93	\$43.36	\$67.32	#	#	#	\$90,179	\$140,019	#	#	#	#
29-1071	Physician assistants	110	21.61	\$57.18	\$118,926	3.54	\$41.27	\$48	\$56	\$63	\$82	\$85,851	\$100,347	\$116,164	\$131,433	\$169,515	1.26
29-1122	Occupational therapists	90	5.98	\$41.51	\$86,334	1.94	\$32.03	\$34.70	\$39	\$47	\$58	\$66,616	\$72,184	\$81,364	\$98,427	\$119,621	0.83
29-1123	Physical therapists	290	6.19	\$37.53	\$78,071	2.01	\$25.69	\$31.95	\$37.22	\$44.45	\$49.30	\$53,428	\$66,462	\$77,409	\$92,451	\$102,541	1.60
29-1126	Respiratory therapists	#	#	\$30.79	\$64,048	1.66	\$22.03	\$26.58	\$31.15	\$35.80	\$38.59	\$45,820	\$55,286	\$64,792	\$74,454	\$80,271	#
29-1127	Speech-language pathologists	90	16.36	\$34.81	\$72,397	4.29	\$15.74	\$28.86	\$35.52	\$42.64	\$48.59	\$32,748	\$60,022	\$73,886	\$88,697	\$101,072	0.81
29-1128	Exercise physiologists	#	#	\$25.46	\$52,952	4.20	\$17.22	\$20.21	\$25.08	\$29.05	\$34.81	\$35,814	\$42,041	\$52,172	\$60,416	\$72,411	#
29-1131	Veterinarians	80	15.61	\$34.64	\$72,056	10.97	\$19.00	\$27.04	\$31.52	\$42.51	\$53.09	\$39,530	\$56,236	\$65,558	\$88,413	\$110,428	1.49
29-1141	Registered nurses	1,610	7.66	\$36.59	\$76,104.00	\$1.95	\$25.87	\$30.59	\$35.73	\$42.06	\$48.74	\$53,817.00	\$63,621.00	\$74,317.00	\$87,485.00	\$101,370.00	0.68
29-1171	Nurse practitioners	70	28.53	\$50.15	\$104,315	2.82	\$36.66	\$44.55	\$51.63	\$58.33	\$62.35	\$76,255	\$92,659	\$107,400	\$121,323	\$129,682	0.55
29-1199	Health diagnosing and treating practitioners, all other	#	#	\$27.75	\$57,716	18.68	\$16.58	\$18.16	\$26.90	\$31.00	\$44.34	\$34,489	\$37,768	\$55,949	\$64,486	\$92,221	#
29-2010	Clinical laboratory technologists and technicians	160	11.31	\$26.51	\$55,151	2.32	\$16.23	\$20.25	\$25.58	\$32.54	\$38.46	\$33,761	\$42,116	\$53,203	\$67,680	\$80,006	0.62
29-2021	Dental hygienists	190	8.38	\$35.56	\$73,975	11.42	\$17.88	\$31.23	\$37.73	\$43.73	\$47.48	\$37,200	\$64,953	\$78,486	\$90,965	\$98,754	1.08
29-2031	Cardiovascular technologists and technicians	20	28.81	\$37.84	\$78,706	8.45	\$25.74	\$28.95	\$38.91	\$46.11	\$50.89	\$53,539	\$60,208	\$80,933	\$95,915	\$105,857	#
29-2032	Diagnostic medical sonographers	30	11.49	\$40.01	\$83,229	2.46	\$30.13	\$34.94	\$40.73	\$46.01	\$49.21	\$62,681	\$72,669	\$84,709	\$95,703	\$102,348	0.62
29-2034	Radiologic technologists and technicians	220	6.87	\$33.49	\$69,669	1.45	\$24.95	\$27.81	\$32.83	\$38.45	\$45.47	\$51,906	\$57,835	\$68,276	\$79,975	\$94,569	1.31
29-2035	Magnetic resonance imaging technologists	20	17.34	\$42.04	\$87,453	2.89	\$28.80	\$39.46	\$43.89	\$48.20	\$52.69	\$59,907	\$82,068	\$91,293	\$100,254	\$109,588	#
29-2041	Emergency medical technicians and paramedics	#	#	\$18.77	\$39,047.00	\$2.57	\$13.12	\$15.63	\$17.67	\$20.77	\$26.30	\$27,281.00	\$32,505.00	\$36,750.00	\$43,198.00	\$54,704.00	#
29-2052	Pharmacy technicians	140	11.22	\$18.65	\$38,788	4.96	\$13.19	\$14.87	\$17.37	\$21.78	\$27.21	\$27,445	\$30,921	\$36,136	\$45,301	\$56,599	0.42
29-2055	Surgical technologists	80	18.90	\$27.01	\$56,175	2.13	\$19.39	\$21.69	\$26.22	\$33.02	\$37.17	\$40,321	\$45,111	\$54,531	\$68,682	\$77,314	0.97
29-2056	Veterinary technologists and technicians	210	10.71	\$18.14	\$37,725	5.16	\$13.34	\$15.63	\$18.27	\$21.28	\$23.30	\$27,753	\$32,509	\$37,992	\$44,252	\$48,457	2.49
29-2061	Licensed practical and licensed vocational nurses	50	10.30	\$24.72	\$51,412	4.66	\$18.62	\$21.05	\$24.80	\$28.60	\$30.89	\$38,737	\$43,777	\$51,578	\$59,482	\$64,250	0.09
29-2071	Medical records and health information technicians	140	21.11	\$21.74	\$45,217	3.20	\$14.02	\$17.47	\$21.16	\$24.30	\$30.19	\$29,166	\$36,336	\$44,021	\$50,554	\$62,788	0.85
29-2081	Opticians, dispensing	50	39.13	\$19.84	\$41,266	8.65	\$13.46	\$15.44	\$18.12	\$23.64	\$29.70	\$28,007	\$32,116	\$37,686	\$49,164	\$61,774	0.83
29-2099	Health technologists and technicians, all other	60	15.87	\$21.71	\$45,161	2.82	\$15.64	\$17.47	\$21.37	\$26.10	\$29.25	\$32,539	\$36,345	\$44,443	\$54,278	\$60,838	0.61
29-9011	Occupational health and safety specialists	90	14.37	\$36.85	\$76,656	2.81	\$24.53	\$29.94	\$36.24	\$44.38	\$53.15	\$51,015	\$62,276	\$75,376	\$92,313	\$110,557	1.35
29-9012	Occupational health and safety technicians	30	15.65	\$36.50	\$75,921	3.23	\$30.60	\$32.57	\$35.38	\$38.19	\$46.37	\$63,645	\$67,755	\$73,592	\$79,429	\$96,447	#
29-9091	Athletic trainers	70	28.57	#	\$51,227	3.92	#	#	#	#	#	\$31,493	\$40,489	\$51,233	\$62,495	\$73,086	3.44
31-0000	Healthcare support occupations	1,590	8.78	\$17.28	\$35,935	3.93	\$9.76	\$13.48	\$16.22	\$19.09	\$23.85	\$20,297	\$28,037	\$33,739	\$39,708	\$49,609	0.47

Data unavailable

Occupational Code	Occupational Title	Employment Estimate	Employment Percentage Relative Standard Error	Average Hourly Wage	Average Annual Wage	Wage Percentage Relative Standard Error	10th Percentile (Hourly)	25th Percentile (Hourly)	50th Percentile (Hourly)	75th Percentile (Hourly)	90th Percentile (Hourly)	10th Percentile (Annual)	25th Percentile (Annual)	50th Percentile (Annual)	75th Percentile (Annual)	90th Percentile (Annual)	Location Quotients
31-1011	Home health aides	70	21.90	\$13.36	\$27,799	5.86	\$10.00	\$10.59	\$11.58	\$16.85	\$19.00	\$20,801	\$22,037	\$24,095	\$35,053	\$39,528	0.10
31-1014	Nursing assistants	470	4.78	\$15.99	\$33,257	1.82	\$12.78	\$13.79	\$15.77	\$17.99	\$19.61	\$26,588	\$28,692	\$32,795	\$37,411	\$40,787	0.39
31-2021	Physical therapist assistants	20	36.23	\$23.13	\$48,109	7.84	\$13.28	\$20.34	\$24.00	\$27.96	\$30.83	\$27,626	\$42,313	\$49,924	\$58,161	\$64,131	#
31-2022	Physical therapist aides	30	25.76	\$17.61	\$36,629.00	\$3.44	\$13.08	\$14.69	\$16.70	\$18.58	\$26.41	\$27,214.00	\$30,549.00	\$34,727.00	\$38,649.00	\$54,929.00	0.78
31-9011	Massage therapists	320	20.70	\$19.74	\$41,061	16.96	\$9.37	\$9.68	\$14.69	\$22.94	\$38.31	\$19,488	\$20,141	\$30,562	\$47,710	\$79,679	3.77
31-9091	Dental assistants	220	29.60	\$18.35	\$38,177	4.99	\$14.39	\$15.95	\$18.02	\$21.05	\$23.68	\$29,939	\$33,168	\$37,480	\$43,781	\$49,259	0.78
31-9092	Medical assistants	230	14.11	\$17.76	\$36,938	3.77	\$13.31	\$14.88	\$16.95	\$19.35	\$23.95	\$27,677	\$30,946	\$35,260	\$40,239	\$49,816	0.44
31-9093	Medical equipment preparers	30	7.96	\$22.58	\$46,970	3.65	\$15.54	\$17.30	\$20.39	\$24.36	\$35.22	\$32,319	\$35,993	\$42,418	\$50,679	\$73,251	0.74
31-9097	Phlebotomists	20	40.77	\$15.88	\$33,030	3.74	\$12.61	\$13.53	\$15.19	\$18.01	\$20.23	\$26,228	\$28,144	\$31,601	\$37,464	\$42,078	#
31-9099	Healthcare support workers, all other	#	#	\$13.43	\$27,943	3.31	\$9.32	\$9.36	\$12.68	\$16.93	\$19.55	\$19,393	\$19,466	\$26,381	\$35,222	\$40,672	#
33-0000	Protective service occupations	2,870	6.06	\$23.13	\$48,120	2.10	\$11.97	\$16.10	\$21.57	\$28.91	\$36.53	\$24,901	\$33,482	\$44,875	\$60,129	\$75,980	1.03
33-1011	First-line supervisors of correctional officers	10	13.75	\$38.92	\$80,961	5.16	\$26.20	\$31.00	\$39.33	\$46.01	\$50.63	\$54,504	\$64,490	\$81,816	\$95,711	\$105,312	#
33-1012	First-line supervisors of police and detectives	80	9.99	\$40.42	\$84,067	3.92	\$22.28	\$32.94	\$39.13	\$50.57	\$57.88	\$46,333	\$68,517	\$81,384	\$105,176	\$120,381	0.95
33-1021	First-line supervisors of fire fighting and prevention workers	80	25.14	\$36.44	\$75,802	4.43	\$23.97	\$28.30	\$35.74	\$44.78	\$50.83	\$49,853	\$58,854	\$74,341	\$93,152	\$105,725	1.75
33-1099	First-line supervisors of protective service workers, all other	50	13.00	\$28.08	\$58,401	3.41	\$21.16	\$23.61	\$27.12	\$31.24	\$37.63	\$44,010	\$49,108	\$56,402	\$64,979	\$78,266	0.90
33-2011	Firefighters	580	26.95	\$21.83	\$45,410	3.45	\$11.51	\$16.74	\$21.63	\$26.50	\$32.21	\$23,940	\$34,819	\$44,999	\$55,117	\$67,000	2.24
33-2021	Fire inspectors and investigators	#	#	\$34.31	\$71,367	12.50	\$26.64	\$28.57	\$31.63	\$36.80	\$53.36	\$55,413	\$59,435	\$65,784	\$76,538	\$110,984	#
33-3012	Correctional officers and jailers	150	19.02	\$27.25	\$56,676	2.80	\$19.81	\$22.23	\$26.92	\$31.81	\$36.52	\$41,204	\$46,247	\$55,985	\$66,160	\$75,961	0.44
33-3021	Detectives and criminal investigators	30	6.34	\$36.28	\$75,460	3.20	\$25.58	\$28.74	\$33.97	\$38.60	\$60.16	\$53,202	\$59,785	\$70,661	\$80,284	\$125,143	#
33-3051	Police and sheriff's patrol officers	530	7.35	\$30.81	\$64,081	1.87	\$22.29	\$25.71	\$29.75	\$36.24	\$39.66	\$46,360	\$53,474	\$61,883	\$75,373	\$82,492	0.98
33-9011	Animal control workers	30	22.44	\$19.74	\$41,061	4.40	\$10.37	\$13.73	\$20.95	\$24.06	\$28.50	\$21,572	\$28,563	\$43,571	\$50,045	\$59,288	#
33-9032	Security guards	530	15.04	\$19.25	\$40,031	4.77	\$14.50	\$16.08	\$17.82	\$20.49	\$26.16	\$30,166	\$33,443	\$37,074	\$42,626	\$54,418	0.59
33-9091	Crossing guards	60	39.82	\$13.33	\$27,734	2.16	\$10.68	\$12.39	\$13.51	\$14.59	\$15.35	\$22,206	\$25,772	\$28,091	\$30,348	\$31,930	0.90
33-9092	Lifeguards, ski patrol, and other recreational protective service workers	540	6.46	\$15.24	\$31,700	4.04	\$9.75	\$10.98	\$13.84	\$18.37	\$23.14	\$20,275	\$22,848	\$28,789	\$38,215	\$48,139	4.56
33-9093	Transportation security screeners	50	0.00	\$22.53	\$46,854	2.76	\$18.60	\$20.82	\$22.65	\$24.30	\$26.27	\$38,680	\$43,313	\$47,102	\$50,554	\$54,637	1.56
33-9099	Protective service workers, all other	#	#	\$18.62	\$38,725	2.66	\$12.98	\$15.14	\$16.61	\$19.66	\$26.88	\$27,000	\$31,486	\$34,547	\$40,899	\$55,920	#
35-0000	Food preparation and serving-related occupations	16,080	1.99	\$13.87	\$28,848	1.74	\$9.36	\$9.59	\$12.29	\$15.70	\$20.73	\$19,462	\$19,945	\$25,568	\$32,646	\$43,127	1.49
35-1011	Chefs and head cooks	390	13.21	\$27.10	\$56,363	3.87	\$18.53	\$21.15	\$24.82	\$31.17	\$40.83	\$38,551	\$43,991	\$51,619	\$64,823	\$84,933	3.60
35-1012	First-line supervisors of food preparation and serving workers	1,130	9.29	\$21.40	\$44,504	3.44	\$12.28	\$15.58	\$21.14	\$26.97	\$30.89	\$25,533	\$32,399	\$43,968	\$56,094	\$64,244	1.50
35-2012	Cooks, institution and cafeteria	410	7.15	\$15.81	\$32,884	1.69	\$11.38	\$13.01	\$15.33	\$18.20	\$21.25	\$23,670	\$27,062	\$31,887	\$37,854	\$44,205	1.24
35-2014	Cooks, restaurant	2,270	8.04	\$15.33	\$31,896	2.69	\$10.64	\$12.93	\$15.25	\$17.67	\$19.38	\$22,123	\$26,890	\$31,727	\$36,760	\$40,317	2.18
35-2015	Cooks, short order	20	11.48	\$14.80	\$30,790	5.80	\$9.93	\$12.27	\$14.50	\$17.66	\$19.66	\$20,658	\$25,512	\$30,170	\$36,732	\$40,899	#
35-2021	Food preparation workers	860	32.66	\$13.61	\$28,307	4.16	\$9.95	\$11.07	\$13.10	\$15.41	\$18.59	\$20,702	\$23,023	\$27,241	\$32,055	\$38,674	1.27
35-3011	Bartenders	790	11.32	\$14.87	\$30,923	7.34	\$9.31	\$9.40	\$10.77	\$19.40	\$23.54	\$19,363	\$19,557	\$22,400	\$40,351	\$48,961	1.57
35-3021	Combined food preparation and serving workers, including fast food	2,960	12.97	\$13.01	\$27,058	2.53	\$9.61	\$10.52	\$12.52	\$14.53	\$17.37	\$19,991	\$21,880	\$26,051	\$30,219	\$36,128	1.01
35-3022	Counter attendants, cafeteria, food concession, and coffee shop	#	#	\$13.64	\$28,363	2.91	\$9.61	\$11.71	\$13.61	\$15.01	\$17.60	\$19,987	\$24,355	\$28,309	\$31,211	\$36,602	#
35-3031	Waiters and waitresses	4,320	6.78	\$11.64	\$24,201	4.81	\$9.31	\$9.36	\$9.53	\$12.33	\$15.63	\$19,361	\$19,479	\$19,818	\$25,640	\$32,508	2.05
35-3041	Food servers, nonrestaurant	#	#	\$11.98	\$24,925	8.71	\$9.34	\$9.47	\$9.70	\$12.13	\$20.68	\$19,431	\$19,688	\$20,175	\$25,227	\$43,021	#
35-9011	Dining room and cafeteria attendants and bartender helpers	720	16.65	\$10.85	\$22,563	2.89	\$9.31	\$9.38	\$9.60	\$11.23	\$14.55	\$19,358	\$19,501	\$19,965	\$23,350	\$30,266	2.01
35-9021	Dishwashers	720	19.02	\$11.75	\$24,447	3.19	\$9.86	\$10.43	\$11.38	\$12.48	\$14.77	\$20,506	\$21,703	\$23,679	\$25,968	\$30,724	1.75
35-9031	Hosts and hostesses, restaurant, lounge, and coffee shop	500	18.76	\$12.37	\$25,729	4.20	\$9.36	\$10.08	\$12.51	\$14.13	\$15.16	\$19,473	\$20,961	\$26,019	\$29,392	\$31,529	1.47
35-9099	Food preparation and serving related workers, all other	60	47.69	\$10.74	\$22,340	3.72	\$9.31	\$9.39	\$9.68	\$11.35	\$14.07	\$19,360	\$19,537	\$20,140	\$23,602	\$29,274	1.34
37-0000	Building and grounds cleaning and maintenance occupations	8,130	3.33	\$16.30	\$33,902	2.07	\$10.77	\$13.03	\$15.34	\$18.51	\$23.22	\$22,406	\$27,108	\$31,914	\$38,511	\$48,303	2.25
37-1011	First-line supervisors of housekeeping and janitorial workers	350	12.50	\$22.56	\$46,928	3.60	\$14.50	\$17.66	\$22.08	\$27.14	\$31.78	\$30,169	\$36,731	\$45,925	\$56,448	\$66,097	2.78

Data unavailable

Occupational Code	Occupational Title	Employment Estimate	Employment Percentage Relative Standard Error	Average Hourly Wage	Average Annual Wage	Wage Percentage Relative Standard Error	10th Percentile (Hourly)	25th Percentile (Hourly)	50th Percentile (Hourly)	75th Percentile (Hourly)	90th Percentile (Hourly)	10th Percentile (Annual)	25th Percentile (Annual)	50th Percentile (Annual)	75th Percentile (Annual)	90th Percentile (Annual)	Location Quotients
37-1012	First-line supervisors of landscaping, lawn service, and groundsks	180	12.85	\$27.80	\$57,818	6.92	\$15.87	\$18.88	\$26.31	\$31.62	\$40.66	\$33,007	\$39,261	\$54,724	\$65,772	\$84,572	2.18
37-2011	Janitors and cleaners, except maids and housekeeping cleaners	1,640	13.21	\$14.77	\$30,714	3.83	\$9.72	\$12.00	\$14.11	\$16.75	\$19.77	\$20,209	\$24,952	\$29,355	\$34,849	\$41,132	0.93
37-2012	Maids and housekeeping cleaners	3,300	6.85	\$14.73	\$30,631	2.88	\$10.28	\$12.53	\$14.32	\$16.96	\$19.05	\$21,378	\$26,054	\$29,793	\$35,270	\$39,630	4.38
37-2019	Building cleaning workers, all other	#	#	\$16.60	\$34,527	11.23	\$10.60	\$12.96	\$17.01	\$19.91	\$22.83	\$22,055	\$26,955	\$35,376	\$41,407	\$47,485	#
37-3011	Landscaping and groundskeeping workers	2,340	6.23	\$17.50	\$36,397	3.06	\$12.55	\$14.43	\$17.02	\$20.11	\$23.88	\$26,105	\$30,019	\$35,396	\$41,833	\$49,680	3.15
37-3012	Pesticide handlers, sprayers, and applicators, vegetation	#	#	\$17.82	\$37,058	3.76	\$15.38	\$16.10	\$17.36	\$18.61	\$19.58	\$31,984	\$33,486	\$36,103	\$38,719	\$40,734	#
37-3019	Grounds maintenance workers, all other	180	7.96	\$18.48	\$38,430	3.39	\$12.42	\$14.92	\$17.42	\$21.45	\$27.60	\$25,840	\$31,036	\$36,237	\$44,618	\$57,402	17.25
39-0000	Personal care and service occupations	4,740	7.33	\$15.88	\$33,039	3.10	\$9.50	\$10.47	\$13.69	\$18.23	\$25.15	\$19,753	\$21,768	\$28,467	\$37,927	\$52,313	1.13
39-1021	First-line supervisors of personal service workers	270	10.55	\$25.15	\$52,322	2.36	\$16.03	\$19.05	\$24.05	\$29.72	\$37.30	\$33,343	\$39,620	\$50,026	\$61,809	\$77,582	1.53
39-2021	Nonfarm animal caretakers	180	28.76	\$13.07	\$27,175	8.94	\$9.31	\$10.51	\$11.94	\$14.52	\$19.72	\$19,361	\$21,855	\$24,844	\$30,195	\$41,010	1.17
39-3031	Ushers, lobby attendants, and ticket takers	#	#	\$9.85	\$20,493	6.24	\$9.36	\$9.44	\$9.59	\$9.73	\$9.82	\$19,463	\$19,641	\$19,937	\$20,234	\$20,418	#
39-3091	Amusement and recreation attendants	650	9.88	\$14.00	\$29,119	2.48	\$10.14	\$11.00	\$12.51	\$15.26	\$19.39	\$21,094	\$22,879	\$26,014	\$31,740	\$40,337	2.55
39-3093	Locker room, coatroom, and dressing room attendants	30	17.03	\$15.00	\$31,209	4.93	\$9.60	\$12.66	\$14.69	\$17.03	\$19.00	\$19,974	\$26,327	\$30,546	\$35,417	\$39,514	#
39-5012	Hairdressers, hairstylists, and cosmetologists	380	21.88	\$11.79	\$24,527	6.00	\$9.47	\$9.70	\$10.52	\$11.71	\$14.29	\$19,700	\$20,184	\$21,884	\$24,355	\$29,716	1.31
39-5092	Manicurists and pedicurists	#	#	\$18.83	\$39,174	18.62	\$9.38	\$9.51	\$12.93	\$19.65	\$43.95	\$19,517	\$19,777	\$26,902	\$40,880	\$91,424	#
39-5094	Skincare specialists	100	38.00	\$26.54	\$55,195	11.71	\$9.44	\$9.73	\$20.54	\$42.43	\$51.34	\$19,635	\$20,235	\$42,718	\$88,246	\$106,779	2.73
39-6011	Baggage porters and bellhops	270	16.95	\$11.89	\$24,739	3.57	\$9.31	\$9.47	\$10.24	\$13.70	\$15.64	\$19,369	\$19,699	\$21,290	\$28,500	\$32,524	7.81
39-6012	Concierges	230	13.80	\$16.86	\$35,059	2.10	\$12.62	\$13.80	\$16.00	\$18.69	\$23.66	\$26,255	\$28,697	\$33,273	\$38,880	\$49,221	8.01
39-7010	Tour and travel guides	#	#	\$15.41	\$32,059	10.72	\$9.43	\$9.75	\$14.93	\$18.98	\$23.16	\$19,604	\$20,275	\$31,063	\$39,482	\$48,179	#
39-9011	Childcare workers	320	17.59	\$15.46	\$32,151	5.96	\$9.37	\$12.46	\$16.30	\$18.26	\$19.71	\$19,494	\$25,918	\$33,901	\$37,972	\$41,002	0.70
39-9021	Personal care aides	390	26.30	\$14.59	\$30,355	2.81	\$10.64	\$12.15	\$14.21	\$17.00	\$19.20	\$22,136	\$25,267	\$29,554	\$35,368	\$39,929	0.23
39-9031	Fitness trainers and aerobics instructors	480	14.85	\$22.73	\$47,287	10.68	\$9.85	\$11.46	\$20.08	\$28.43	\$34.65	\$20,497	\$23,830	\$41,776	\$59,143	\$72,080	2.10
39-9032	Recreation workers	480	18.75	\$14.99	\$31,183	3.22	\$9.55	\$10.60	\$14.15	\$17.62	\$22.30	\$19,864	\$22,049	\$29,433	\$36,642	\$46,379	1.68
39-9041	Residential advisors	30	23.36	\$14.08	\$29,281	10.53	\$10.10	\$10.89	\$12.35	\$15.11	\$17.78	\$21,003	\$22,649	\$25,681	\$31,427	\$36,985	#
39-9099	Personal care and service workers, all other	#	#	\$13.04	\$27,118	2.67	\$9.31	\$9.73	\$12.84	\$14.69	\$17.24	\$19,355	\$20,233	\$26,700	\$30,563	\$35,850	#
41-0000	Sales and related occupations	13,670	3.54	\$18.99	\$39,491	2.91	\$9.91	\$11.68	\$14.74	\$21.86	\$30.29	\$20,611	\$24,300	\$30,658	\$45,463	\$62,998	1.15
41-1011	First-line supervisors of retail sales workers	1,180	8.35	\$26.77	\$55,682	5.98	\$14.93	\$18.57	\$23.08	\$28.97	\$45.86	\$31,062	\$38,619	\$48,017	\$60,256	\$95,392	1.21
41-1012	First-line supervisors of non-retail sales workers	90	18.54	\$34.29	\$71,318	4.66	\$20.31	\$26.14	\$33.35	\$38.92	\$47.27	\$42,245	\$54,376	\$69,359	\$80,963	\$98,328	0.42
41-2011	Cashiers	3,240	9.78	\$12.85	\$26,729	2.64	\$9.46	\$10.45	\$12.37	\$14.28	\$16.91	\$19,682	\$21,732	\$25,732	\$29,712	\$35,183	1.11
41-2021	Counter and rental clerks	1,360	14.16	\$16.09	\$33,467	5.59	\$9.73	\$10.87	\$13.72	\$20.94	\$26.26	\$20,231	\$22,610	\$28,544	\$43,556	\$54,611	3.74
41-2022	Parts salespersons	280	33.33	\$19.24	\$40,015	3.93	\$12.30	\$13.75	\$16.99	\$23.04	\$30.64	\$25,576	\$28,605	\$35,331	\$47,931	\$63,739	1.33
41-2031	Retail salespersons	4,790	6.14	\$15.58	\$32,412	3.56	\$9.85	\$11.40	\$13.76	\$17.45	\$22.67	\$20,493	\$23,707	\$28,622	\$36,303	\$47,162	1.32
41-3011	Advertising sales agents	100	26.27	\$31.78	\$66,107	23.52	\$13.24	\$17.89	\$23.72	\$30.17	\$73.81	\$27,538	\$37,205	\$49,332	\$62,755	\$153,518	0.92
41-3021	Insurance sales agents	240	23.27	\$29.07	\$60,465	7.17	\$17.40	\$20.91	\$26.36	\$32.66	\$43.13	\$36,183	\$43,499	\$54,835	\$67,930	\$89,719	0.76
41-3031	Securities, commodities, and financial services sales agents	220	37.66	\$40.95	\$85,170	19.27	\$16.28	\$20.92	\$25.55	\$46.02	\$78.30	\$33,858	\$43,518	\$53,147	\$95,731	\$162,863	0.71
41-3041	Travel agents	80	17.20	\$20.29	\$42,198	6.61	\$15.23	\$16.72	\$19.30	\$24.31	\$28.22	\$31,681	\$34,774	\$40,148	\$50,571	\$58,697	1.47
41-3099	Sales representatives, services, all other	620	12.11	\$27.94	\$58,110	3.85	\$13.53	\$18.60	\$24.58	\$33.49	\$47	\$28,144	\$38,695	\$51,123	\$69,668	\$97,711	0.76
41-4011	Sales representatives, wholesale and manufacturing, technical and scientific products	30	32.23	\$66.35	\$138,008	5.34	\$36.66	\$62.21	\$70.25	\$77.40	\$85.41	\$76,253	\$129,389	\$146,129	\$160,992	\$177,644	0.12
41-4012	Sales representatives, wholesale and manufacturing, except technical and scientific products	710	11.51	\$32.02	\$66,604	13.03	\$14.25	\$17.96	\$23.88	\$31.95	\$55.41	\$29,646	\$37,366	\$49,667	\$66,457	\$115,249	0.63
41-9021	Real estate brokers	150	44.31	#	#	#	#	#	#	#	#	#	#	#	#	#	4.47
41-9022	Real estate sales agents	440	38.33	\$30.05	\$62,499	10.37	\$18.06	\$22.48	\$28.08	\$34.66	\$48.86	\$37,569	\$46,767	\$58,410	\$72,090	\$101,624	3.66
41-9099	Sales and related workers, all other	110	30.19	\$14.74	\$30,660.00	\$6.12	\$9.52	\$11.62	\$14.87	\$17.73	\$19.34	\$19,798.00	\$24,163.00	\$30,919.00	\$36,877.00	\$40,234.00	1.48
43-0000	Office and administrative support occupations	14,630	2.99	\$19.45	\$40,465	1.15	\$12.09	\$14.30	\$17.98	\$23.19	\$29.06	\$25,153	\$29,750	\$37,396	\$48,244	\$60,453	0.82
43-1011	First-line supervisors of office and administrative support workers	780	9.02	\$27.46	\$57,124	2.50	\$17.78	\$20.97	\$25.16	\$32.11	\$39.44	\$36,978	\$43,613	\$52,333	\$66,788	\$82,041	0.65
43-2011	Switchboard operators, including answering service	30	6.28	\$17.43	\$36,247	2.82	\$14.19	\$15.84	\$17.24	\$18.63	\$19.77	\$29,516	\$32,949	\$35,850	\$38,751	\$41,113	0.50
43-3011	Bill and account collectors	30	17.38	\$24.06	\$50,040	3.46	\$16.96	\$20.09	\$23.28	\$26.37	\$30.01	\$35,287	\$41,777	\$48,426	\$54,854	\$62,411	0.15
43-3021	Billing and posting clerks and machine operators	190	14.17	\$22.31	\$46,408	3.05	\$15.74	\$17.77	\$21.01	\$24.17	\$34.34	\$32,740	\$36,958	\$43,698	\$50,265	\$71,423	0.49

Data unavailable

Occupational Code	Occupational Title	Employment Estimate	Employment Percentage Relative Standard Error	Average Hourly Wage	Average Annual Wage	Wage Percentage Relative Standard Error	10th Percentile (Hourly)	25th Percentile (Hourly)	50th Percentile (Hourly)	75th Percentile (Hourly)	90th Percentile (Hourly)	10th Percentile (Annual)	25th Percentile (Annual)	50th Percentile (Annual)	75th Percentile (Annual)	90th Percentile (Annual)	Location Quotients
43-3031	Bookkeeping, accounting, and auditing clerks	1,350	8.50	\$21.99	\$45,733	2.55	\$13.12	\$16.13	\$20.94	\$27.48	\$32.48	\$27,285	\$33,545	\$43,548	\$57,169	\$67,562	1.08
43-3051	Payroll and timekeeping clerks	60	8.13	\$25.77	\$53,600	2.16	\$17.43	\$21.34	\$25.80	\$30.10	\$35.45	\$36,249	\$44,393	\$53,670	\$62,610	\$73,726	0.46
43-3061	Procurement clerks	10	10.34	\$21.11	\$43,916	3.17	\$16.61	\$18.34	\$20.62	\$23.33	\$26.58	\$34,547	\$38,157	\$42,884	\$48,530	\$55,287	#
43-3071	Tellers	390	7.32	\$15.14	\$31,491	4.08	\$11.93	\$13.08	\$14.67	\$17.05	\$19.28	\$24,815	\$27,204	\$30,521	\$35,467	\$40,101	0.96
43-3099	Financial clerks, all other	20	24.53	\$22.92	\$47,682	4.24	\$17.03	\$19.43	\$22.91	\$26.97	\$29.56	\$35,419	\$40,411	\$47,660	\$56,091	\$61,480	#
43-4031	Court, municipal, and license clerks	330	6.62	\$18.86	\$39,223	3.48	\$10.23	\$11.75	\$18.46	\$22.66	\$28.51	\$21,287	\$24,435	\$38,392	\$47,126	\$59,307	3.04
43-4051	Customer service representatives	850	18.16	\$18.85	\$39,203	3.75	\$12.83	\$14.74	\$17.87	\$22.03	\$24.65	\$26,682	\$30,650	\$37,160	\$45,823	\$51,265	0.37
43-4061	Eligibility interviewers, government programs	80	0.00	\$20.91	\$43,497	1.78	\$15.52	\$18.64	\$20.81	\$23.68	\$25.27	\$32,278	\$38,773	\$43,282	\$49,257	\$52,566	0.68
43-4071	File clerks	60	18.24	\$18.82	\$39,140	3.74	\$13.42	\$15.16	\$18.36	\$22.18	\$25.51	\$27,921	\$31,532	\$38,185	\$46,141	\$53,058	0.62
43-4081	Hotel, motel, and resort desk clerks	1,430	6.08	\$14.68	\$30,528	2.87	\$10.97	\$12.52	\$13.95	\$16.26	\$19.20	\$22,825	\$26,038	\$29,022	\$33,821	\$39,941	6.90
43-4111	Interviewers, except eligibility and loan	220	34.76	\$17.69	\$36,792	4.30	\$12.76	\$14.16	\$17.15	\$20.29	\$24.09	\$26,541	\$29,454	\$35,673	\$42,196	\$50,117	1.40
43-4121	Library assistants, clerical	#	#	\$14.26	\$29,661	2.18	\$9.76	\$11.00	\$13.21	\$15.79	\$18.95	\$20,304	\$22,890	\$27,471	\$32,835	\$39,408	#
43-4131	Loan interviewers and clerks	30	47.98	\$25.47	\$52,969.00	\$11.77	\$15.72	\$19.11	\$25.79	\$31.79	\$36.30	\$32,696.00	\$39,758.00	\$53,636.00	\$66,129.00	\$75,501.00	0.19
43-4151	Order clerks	80	15.65	\$17.57	\$36,551	3.00	\$13.18	\$14.70	\$17.16	\$19.79	\$23.32	\$27,416	\$30,576	\$35,703	\$41,168	\$48,516	0.60
43-4161	Human resources assistants, except payroll and timekeeping	80	17.96	\$18.71	\$38,911	6.24	\$9.62	\$13.65	\$18.19	\$23.00	\$28.48	\$20,019	\$28,383	\$37,838	\$47,834	\$59,246	0.71
43-4171	Receptionists and information clerks	690	11.96	\$15.53	\$32,305	3.20	\$10.09	\$12.61	\$15.65	\$18.09	\$20.92	\$20,981	\$26,229	\$32,552	\$37,633	\$43,519	0.84
43-4181	Reservation and transportation ticket agents and travel clerks	160	34.50	\$16.72	\$34,776	5.50	\$12.78	\$13.93	\$16.37	\$19.20	\$22.21	\$26,584	\$28,978	\$34,056	\$39,930	\$46,200	1.28
43-4199	Information and record clerks, all other	330	10.48	\$20.46	\$42,553	2.62	\$14.12	\$16.26	\$18.67	\$22.89	\$28.51	\$29,368	\$33,820	\$38,840	\$47,605	\$59,297	2.53
43-5021	Couriers and messengers	20	38.77	#	#	#	#	#	#	#	#	#	#	#	#	#	#
43-5031	Police, fire, and ambulance dispatchers	90	12.15	\$22.83	\$47,492	2.29	\$17.68	\$20.88	\$22.88	\$24.96	\$28.48	\$36,773	\$43,426	\$47,582	\$51,915	\$59,236	1.13
43-5032	Dispatchers, except police, fire, and ambulance	160	20.12	\$20.76	\$43,188	7.21	\$14.16	\$15.91	\$17.98	\$24.92	\$29.31	\$29,443	\$33,101	\$37,394	\$51,825	\$60,968	0.98
43-5041	Meter readers, utilities	#	#	\$28.47	\$59,212.00	\$2.42	\$20.83	\$23.04	\$28.67	\$33.83	\$37.34	\$43,328.00	\$47,919.00	\$59,628.00	\$70,373.00	\$77,664.00	#
43-5051	Postal service clerks	140	0.00	\$23.16	\$48,179	1.33	\$12.91	\$19.47	\$24.77	\$28.16	\$28.75	\$26,849	\$40,505	\$51,511	\$58,568	\$59,796	2.10
43-5052	Postal service mail carriers	100	0.00	\$23.24	\$48,339	1.63	\$16.07	\$17.41	\$21.62	\$28.77	\$29.27	\$33,421	\$36,208	\$44,970	\$59,848	\$60,882	0.36
43-5053	Postal service mail sorters, processors, and processing machine operators	20	0.00	\$24.01	\$49,946	2.18	\$16.62	\$16.63	\$28.15	\$28.16	\$28.17	\$34,576	\$34,585	\$58,557	\$58,570	\$58,588	#
43-5061	Production, planning, and expediting clerks	50	19.02	\$20.96	\$43,594	7.44	\$9.44	\$16.27	\$19.01	\$24.34	\$30.09	\$19,642	\$33,840	\$39,543	\$50,630	\$62,586	0.17
43-5071	Shipping, receiving, and traffic clerks	180	15.34	\$17.81	\$37,036	4.87	\$11.36	\$14.99	\$17.33	\$19.93	\$24.03	\$23,629	\$31,169	\$36,048	\$41,463	\$49,991	0.32
43-5081	Stock clerks and order fillers	1,380	9.16	\$16.99	\$35,342	2.68	\$12.08	\$13.45	\$15.71	\$18.88	\$24.86	\$25,130	\$27,975	\$32,683	\$39,272	\$51,714	0.83
43-6011	Executive secretaries and executive administrative assistants	270	8.78	\$25.62	\$53,288	3.87	\$15.82	\$19.60	\$23.98	\$29.55	\$38.15	\$32,907	\$40,766	\$49,882	\$61,469	\$79,348	0.55
43-6013	Medical secretaries	180	22.21	\$17.14	\$35,650	4.25	\$11.95	\$14.45	\$16.96	\$19.20	\$23.57	\$24,858	\$30,051	\$35,284	\$39,933	\$49,019	0.38
43-6014	Secretaries and administrative assistants, except legal, medical,	2,040	7.00	\$18.79	\$39,081	1.82	\$12.54	\$14.80	\$18.24	\$22.54	\$26.51	\$26,089	\$30,787	\$37,944	\$46,887	\$55,134	1.11
43-9021	Data entry keyers	30	18.21	\$17.30	\$35,975	4.38	\$12.59	\$14.10	\$17.42	\$20.58	\$22.81	\$26,190	\$29,337	\$36,243	\$42,797	\$47,438	0.23
43-9051	Mail clerks and mail machine operators, except postal service	#	#	\$17.33	\$36,051	5.67	\$13.30	\$14.88	\$17.17	\$19.69	\$22.62	\$27,669	\$30,946	\$35,705	\$40,949	\$47,052	#
43-9061	Office clerks, general	2,080	9.06	\$20.58	\$42,805	2.58	\$10.66	\$15.03	\$20.25	\$25.39	\$30.60	\$22,171	\$31,268	\$42,123	\$52,818	\$63,650	0.86
43-9071	Office machine operators, except computer	#	#	\$16.42	\$34,149	3.70	\$14.84	\$15.77	\$16.89	\$18.01	\$18.69	\$30,867	\$32,796	\$35,133	\$37,468	\$38,868	#
43-9199	Office and administrative support workers, all other	10	9.25	\$19.24	\$40,010.00	\$5.59	\$15.79	\$16.68	\$20.18	\$22.81	\$24.38	\$32,843.00	\$34,696.00	\$41,982.00	\$47,437.00	\$50,711.00	#
45-0000	Farming, fishing, and forestry occupations	480	13.14	\$17.90	\$37,227	5.27	\$9.90	\$12.23	\$15.71	\$20.83	\$32.73	\$20,600	\$25,436	\$32,674	\$43,332	\$68,074	1.26
45-1011	First-line supervisors of farming, fishing, and forestry workers	#	#	\$32.86	\$68,353	8.18	\$17.71	\$31.92	\$34.84	\$37.76	\$39.57	\$36,837	\$66,391	\$72,466	\$78,541	\$82,302	#
45-2092	Farmworkers and laborers, crop, nursery, and greenhouse	90	31.94	\$18.73	\$38,951	3.54	\$13.31	\$15.89	\$19.03	\$21.63	\$23.31	\$27,690	\$33,049	\$39,589	\$44,984	\$48,476	0.39
45-2093	Farmworkers, farm, ranch, and aquacultural animals	310	13.88	\$14.96	\$31,119	5.72	\$9.63	\$11.07	\$13.66	\$17.02	\$21.44	\$20,937	\$23,025	\$28,408	\$35,398	\$44,588	10.83
47-0000	Construction and extraction occupations	11,270	3.48	\$23.43	\$48,730	2.17	\$13.43	\$16.88	\$22.19	\$28.44	\$35.46	\$27,939	\$35,119	\$46,150	\$59,158	\$73,761	2.41
47-1011	First-line supervisors of construction trades and extraction work	860	12.00	\$37.62	\$78,242	5.54	\$24.85	\$28.91	\$35.16	\$43.56	\$58.36	\$51,691	\$60,132	\$73,123	\$90,597	\$121,385	1.89
47-2021	Brickmasons and blockmasons	#	#	\$23.81	\$49,525	4.19	\$20.22	\$21.49	\$23.61	\$26.25	\$29.21	\$42,056	\$44,700	\$49,106	\$54,605	\$60,763	#
47-2031	Carpenters	1,300	16.98	\$23.12	\$48,085	6.67	\$12.85	\$15.82	\$22.77	\$28.93	\$34.60	\$26,731	\$32,906	\$47,366	\$60,165	\$71,959	2.29
47-2044	Tile and marble setters	250	22.14	\$19.46	\$40,485	6.10	\$12.54	\$14.08	\$18.64	\$25.09	\$28.92	\$26,075	\$29,294	\$38,780	\$52,190	\$60,152	8.00
47-2051	Cement masons and concrete finishers	430	25.27	\$23.72	\$49,330	3.02	\$15.95	\$19.51	\$23.31	\$27.55	\$31.34	\$33,166	\$40,576	\$48,482	\$57,313	\$65,192	2.96
47-2061	Construction laborers	1,930	9.85	\$17.13	\$35,626	4.28	\$10.91	\$13.16	\$16.53	\$20.14	\$25.05	\$22,684	\$27,364	\$34,376	\$41,895	\$52,098	2.46

Data unavailable

Occupational Code	Occupational Title	Employment Estimate	Employment Percentage Relative Standard Error	Average Hourly Wage	Average Annual Wage	Wage Percentage Relative Standard Error	10th Percentile (Hourly)	25th Percentile (Hourly)	50th Percentile (Hourly)	75th Percentile (Hourly)	90th Percentile (Hourly)	10th Percentile (Annual)	25th Percentile (Annual)	50th Percentile (Annual)	75th Percentile (Annual)	90th Percentile (Annual)	Location Quotients
47-2071	Paving, surfacing, and tamping equipment operators	110	17.41	\$23.42	\$48,716	1.72	\$16.82	\$19.73	\$23.61	\$27.73	\$30.46	\$34,988	\$41,045	\$49,110	\$57,678	\$63,359	2.75
47-2073	Operating engineers and other construction equipment operators	1,240	21.44	\$24.49	\$50,936	5.37	\$15.78	\$20.24	\$23.83	\$28.36	\$33.79	\$32,818	\$42,101	\$49,570	\$58,996	\$70,284	4.16
47-2081	Drywall and ceiling tile installers	#	#	\$21.40	\$44,515	10.72	\$13.17	\$14.87	\$21.98	\$26.53	\$29.98	\$27,400	\$30,936	\$45,710	\$55,185	\$62,350	#
47-2111	Electricians	850	10.51	\$25.52	\$53,090	4.76	\$15.22	\$18.03	\$23.94	\$32.91	\$39.64	\$31,649	\$37,492	\$49,787	\$68,456	\$82,452	1.66
47-2121	Glaziers	70	46.37	\$21.15	\$43,990	7.84	\$13.32	\$16.38	\$20.43	\$25.43	\$29.32	\$27,712	\$34,069	\$42,498	\$52,898	\$60,994	1.88
47-2132	Insulation workers, mechanical	40	35.96	\$21.24	\$44,180	10.77	\$11.81	\$16.16	\$19.42	\$24.56	\$35.19	\$24,557	\$33,603	\$40,393	\$51,089	\$73,193	1.85
47-2141	Painters, construction and maintenance	420	36.91	\$18.07	\$37,587	12.57	\$13.02	\$13.98	\$15.50	\$21.57	\$25.41	\$27,085	\$29,082	\$32,250	\$44,872	\$52,861	2.34
47-2152	Plumbers, pipefitters, and steamfitters	750	12.96	\$26.28	\$54,652	5.79	\$17.51	\$21.19	\$26.36	\$30.48	\$35.87	\$36,428	\$44,068	\$54,836	\$63,397	\$74,605	2.13
47-2181	Roofers	400	11.62	\$20.82	\$43,307	3.75	\$15.39	\$17.64	\$20.74	\$23.74	\$27.90	\$32,019	\$36,691	\$43,142	\$49,386	\$58,033	4.02
47-2211	Sheet metal workers	#	#	\$22.50	\$46,792	5.67	\$16.36	\$17.74	\$20.13	\$27.06	\$32.37	\$34,028	\$36,890	\$41,863	\$56,281	\$67,338	#
47-3011	Helpers--brickmasons, blockmasons, stonemasons, and tile and marble setters	70	48.22	\$17.31	\$36,013	4.79	\$13.82	\$15.45	\$17.12	\$18.79	\$21.98	\$28,737	\$32,135	\$35,603	\$39,088	\$45,720	3.44
47-3015	Helpers--pipelayers, plumbers, pipefitters, and steamfitters	#	#	\$20.69	\$43,044	5.71	\$15.93	\$19.96	\$21.49	\$23.03	\$23.96	\$33,125	\$41,508	\$44,708	\$47,908	\$49,828	#
47-4011	Construction and building inspectors	200	16.79	\$28.74	\$59,783	6.49	\$15.81	\$25.80	\$28.79	\$32.27	\$41.30	\$32,895	\$53,669	\$59,885	\$67,122	\$85,911	2.49
47-4051	Highway maintenance workers	380	13.40	\$21.65	\$45,036	1.30	\$16.45	\$18.98	\$22.16	\$23.30	\$26.16	\$34,214	\$39,471	\$46,103	\$48,457	\$54,416	3.17
47-4071	Septic tank servicers and sewer pipe cleaners	#	#	\$25.55	\$53,140	5.56	\$18.88	\$21.89	\$26.03	\$29.26	\$32.02	\$39,270	\$45,540	\$54,146	\$60,858	\$66,605	#
47-5013	Service unit operators, oil, gas, and mining	#	#	\$29.16	\$60,653	5.11	\$20.42	\$23.89	\$28.55	\$34.49	\$39.09	\$42,480	\$49,699	\$59,383	\$71,740	\$81,297	#
47-5021	Earth drillers, except oil and gas	40	42.45	\$26.45	\$55,009	7.19	\$16.31	\$18.48	\$26.12	\$34.22	\$37.77	\$33,919	\$38,447	\$54,326	\$71,188	\$78,570	2.98
47-5071	Roustabouts, oil and gas	170	27.81	\$26.78	\$55,707	6.27	\$17.40	\$20.98	\$26.72	\$33.41	\$36.47	\$36,182	\$43,639	\$55,567	\$69,495	\$75,854	4.41
47-5081	Helpers--extraction workers	60	38.50	\$20.55	\$42,749	6.07	\$13.83	\$15.95	\$18.73	\$24.18	\$31.21	\$28,775	\$33,173	\$38,950	\$50,302	\$64,926	4.67
49-0000	Installation, maintenance, and repair occupations	6,960	4.83	\$24.30	\$50,534	1.87	\$13.07	\$17.02	\$22.83	\$30.52	\$38.13	\$27,183	\$35,396	\$47,497	\$63,487	\$79,313	1.54
49-1011	First-line supervisors of mechanics, installers, and repairers	490	9.66	\$36.54	\$76,006	2.57	\$23.18	\$28.46	\$37.42	\$45.08	\$49.30	\$48,215	\$59,203	\$77,835	\$93,759	\$102,552	1.31
49-2011	Computer, automated teller, and office machine repairers	50	24.67	\$23.92	\$49,746	10.04	\$15.26	\$18.53	\$22.51	\$30.31	\$36.25	\$31,740	\$38,540	\$46,819	\$63,037	\$75,396	0.62
49-2021	Radio, cellular, and tower equipment installers and repairers	#	#	\$28.39	\$59,047	14.48	\$17.55	\$20.64	\$26.52	\$32.35	\$45.56	\$36,498	\$42,934	\$55,160	\$67,281	\$94,758	#
49-2022	Telecommunications equipment installers and repairers, except line installers	240	25.86	\$29.82	\$62,024	9.49	\$15.46	\$23.50	\$33.00	\$36.18	\$38.04	\$32,151	\$48,884	\$68,635	\$75,259	\$79,122	1.24
49-2092	Electric motor, power tool, and related repairers	30	0.00	\$21.09	\$43,862	2.74	\$15.71	\$17.15	\$19.55	\$24.20	\$30.30	\$32,686	\$35,682	\$40,674	\$50,331	\$63,025	2.48
49-2094	Electrical and electronics repairers, commercial and industrial equipment	#	#	\$30.64	\$63,734	3.34	\$19.82	\$22.82	\$28.38	\$36.88	\$46.12	\$41,226	\$47,474	\$59,037	\$76,707	\$95,930	#
49-2097	Electronic home entertainment equipment installers and repairers	#	#	\$25.27	\$52,568	5.48	\$19.19	\$21.59	\$25.22	\$29.62	\$34.61	\$39,917	\$44,907	\$52,462	\$61,620	\$71,979	#
49-2098	Security and fire alarm systems installers	40	25.56	\$25.78	\$53,615	4.19	\$20.63	\$22.68	\$25.80	\$29.09	\$31.10	\$42,915	\$47,169	\$53,674	\$60,505	\$64,694	0.78
49-3011	Aircraft mechanics and service technicians	10	32.36	\$31.64	\$65,817	5.48	\$25.24	\$28.07	\$32.40	\$36.00	\$38.16	\$52,506	\$58,382	\$67,396	\$74,887	\$79,381	#
49-3021	Automotive body and related repairers	120	17.21	\$23.62	\$49,140	8.02	\$12.59	\$15.60	\$22.71	\$29.11	\$37.88	\$26,188	\$32,443	\$47,246	\$60,559	\$78,793	0.98
49-3023	Automotive service technicians and mechanics	650	8.97	\$24.02	\$49,962	5.87	\$10.83	\$16.51	\$25.40	\$29.87	\$35.92	\$22,517	\$34,349	\$52,842	\$62,138	\$74,706	1.24
49-3031	Bus and truck mechanics and diesel engine specialists	220	9.30	\$26.03	\$54,152	2.20	\$19.02	\$21.72	\$25.37	\$29.33	\$35.07	\$39,566	\$45,176	\$52,772	\$61,007	\$72,938	1.03
49-3041	Farm equipment mechanics and service technicians	#	#	\$19.20	\$39,927	9.15	\$13.68	\$15.47	\$18.03	\$22.12	\$27.64	\$28,461	\$32,182	\$37,501	\$46,001	\$57,488	#
49-3042	Mobile heavy equipment mechanics, except engines	190	14.87	\$28.97	\$60,252	2.97	\$20.90	\$25.59	\$28.89	\$33.18	\$37.35	\$43,477	\$53,219	\$60,093	\$69,006	\$77,695	1.75
49-3043	Rail car repairers	#	#	\$32.03	\$66,628	6.54	\$26.77	\$29.09	\$31.94	\$35.64	\$37.91	\$55,688	\$60,501	\$66,444	\$74,140	\$78,844	#
49-3052	Motorcycle mechanics	40	15.34	\$20.22	\$42,060	3.97	\$15.31	\$17.01	\$20.01	\$22.98	\$24.95	\$31,845	\$35,383	\$41,618	\$47,806	\$51,899	3.01
49-3053	Outdoor power equipment and other small engine mechanics	30	25.76	\$21.99	\$45,745	3.55	\$15.93	\$17.25	\$19.54	\$26.94	\$30.07	\$33,124	\$35,890	\$40,638	\$56,041	\$62,538	1.31
49-3091	Bicycle repairers	80	37.82	\$15.84	\$32,944	7.30	\$11.10	\$12.84	\$15.42	\$18.09	\$21.52	\$23,096	\$26,712	\$32,064	\$37,633	\$44,768	7.68
49-3093	Tire repairers and changers	#	#	\$16.59	\$34,510	7.58	\$10.56	\$11.91	\$17.15	\$19.23	\$22.09	\$21,961	\$24,780	\$35,668	\$40,008	\$45,944	#
49-9012	Control and valve installers and repairers, except mechanical door	#	#	\$38.54	\$80,160	10.08	\$22.01	\$31.06	\$43.03	\$46.80	\$49.06	\$45,786	\$64,609	\$89,496	\$97,344	\$102,052	#
49-9021	Heating, air conditioning, and refrigeration mechanics and installers	270	31.20	\$28.58	\$59,440	7.48	\$19.77	\$22.55	\$29.22	\$35.07	\$38.11	\$41,121	\$46,904	\$60,774	\$72,955	\$79,259	1.08
49-9031	Home appliance repairers	10	35.06	\$25.08	\$52,157	12.69	\$13.58	\$24.11	\$27.27	\$29.44	\$30.89	\$28,243	\$50,157	\$56,726	\$61,236	\$64,248	#
49-9041	Industrial machinery mechanics	390	44.89	\$29.99	\$62,378	3.82	\$19.32	\$22.30	\$31.47	\$37.30	\$42.69	\$40,177	\$46,375	\$65,467	\$77,594	\$88,801	1.39
49-9043	Maintenance workers, machinery	20	25.92	\$34.57	\$71,901	7.02	\$25.66	\$30.86	\$34.46	\$38.38	\$45.65	\$53,371	\$64,193	\$71,682	\$79,834	\$94,945	#

Data unavailable

Occupational Code	Occupational Title	Employment Estimate	Employment Percentage Relative Standard Error	Average Hourly Wage	Average Annual Wage	Wage Percentage Relative Standard Error	10th Percentile (Hourly)	25th Percentile (Hourly)	50th Percentile (Hourly)	75th Percentile (Hourly)	90th Percentile (Hourly)	10th Percentile (Annual)	25th Percentile (Annual)	50th Percentile (Annual)	75th Percentile (Annual)	90th Percentile (Annual)	Location Quotients
49-9051	Electrical power-line installers and repairers	#	#	\$36.54	\$76,007	8.51	\$21.83	\$27.34	\$40.38	\$45.35	\$48.72	\$45,406	\$56,865	\$83,982	\$94,338	\$101,334	#
49-9052	Telecommunications line installers and repairers	20	38.47	\$22.61	\$47,020	16.35	\$15.70	\$17.06	\$25.08	\$27.93	\$29.64	\$32,652	\$35,485	\$52,169	\$58,091	\$61,645	#
49-9071	Maintenance and repair workers, general	2,770	5.92	\$19.80	\$41,189	2.76	\$12.18	\$15.03	\$18.54	\$23.57	\$29.88	\$25,325	\$31,261	\$38,559	\$49,034	\$62,149	2.51
49-9098	Helpers--installation, maintenance, and repair workers	70	31.70	\$19.89	\$41,376	6.70	\$11.20	\$14.45	\$20.36	\$23.68	\$29.53	\$23,287	\$30,055	\$42,350	\$49,261	\$61,421	0.76
49-9099	Installation, maintenance, and repair workers, all other	430	20.11	\$21.17	\$44,028	6.27	\$10.92	\$15.60	\$20.59	\$26.95	\$31.32	\$22,717	\$32,449	\$42,837	\$56,061	\$65,144	3.41
51-0000	Production occupations	2,760	6.60	\$22.87	\$47,572	3.02	\$10.72	\$13.97	\$20.39	\$29.66	\$38.82	\$22,305	\$29,068	\$42,412	\$61,685	\$80,745	0.37
51-1011	First-line supervisors of production and operating workers	170	8.18	\$36.76	\$76,452.00	\$4.54	\$17.73	\$23.52	\$36.33	\$48.15	\$59.40	\$36,879.00	\$48,931.00	\$75,559.00	\$100,146.00	\$123,547.00	0.34
51-2098	Assemblers and fabricators, all other, including team assemblers	50	20.76	\$15.70	\$32,661	8.27	\$9.99	\$11.67	\$14.37	\$20.14	\$23.39	\$20,787	\$24,263	\$29,893	\$41,891	\$48,654	0.05
51-3011	Bakers	220	34.07	\$16.52	\$34,358	6.58	\$11.49	\$13.29	\$16.13	\$18.78	\$22.96	\$23,894	\$27,639	\$33,552	\$39,060	\$47,755	1.50
51-3021	Butchers and meat cutters	150	36.58	\$15.04	\$31,281.00	\$4.51	\$9.76	\$12.28	\$14.52	\$17.96	\$21.27	\$20,311.00	\$25,544.00	\$30,193.00	\$37,355.00	\$44,233.00	1.36
51-3092	Food batchmakers	#	#	\$19.70	\$40,985	22.13	\$12.93	\$13.91	\$15.75	\$19.49	\$35.12	\$26,888	\$28,938	\$32,760	\$40,545	\$73,053	#
51-3099	Food processing workers, all other	10	17.34	\$16.93	\$35,204	5.75	\$12.63	\$13.95	\$16.76	\$19.78	\$22.54	\$26,274	\$29,024	\$34,854	\$41,150	\$46,890	#
51-4041	Machinists	40	14.82	\$27.94	\$58,105	7.15	\$16.54	\$19.46	\$31.02	\$35.40	\$37.96	\$34,401	\$40,467	\$64,518	\$73,630	\$78,952	0.13
51-4121	Welders, cutters, solderers, and brazers	190	13.22	\$33.86	\$70,424	5.50	\$18.62	\$24.19	\$34.52	\$40.22	\$49.15	\$38,736	\$50,320	\$71,793	\$83,662	\$102,237	0.61
51-4199	Metal workers and plastic workers, all other	#	#	\$22.93	\$47,687	6.99	\$15.57	\$19.30	\$22.74	\$26.30	\$30.31	\$32,388	\$40,148	\$47,309	\$54,707	\$63,046	#
51-5112	Printing press operators	50	21.37	\$22.33	\$46,453	6.10	\$13.84	\$16.20	\$23.56	\$27.81	\$30.13	\$28,796	\$33,693	\$49,002	\$57,836	\$62,677	0.34
51-6011	Laundry and dry-cleaning workers	300	12.84	\$12.80	\$26,615	3.09	\$9.97	\$10.75	\$12.31	\$14.27	\$16.70	\$20,733	\$22,366	\$25,596	\$29,675	\$34,743	1.74
51-6031	Sewing machine operators	20	39.88	\$12.08	\$25,121	11.04	\$9.45	\$9.70	\$10.88	\$12.11	\$20.01	\$19,661	\$20,167	\$22,630	\$25,183	\$41,627	#
51-7011	Cabinetmakers and bench carpenters	110	22.26	\$22.34	\$46,458	3.94	\$14.95	\$18.31	\$22.78	\$27.09	\$29.84	\$31,086	\$38,086	\$47,383	\$56,351	\$62,076	1.38
51-7041	Sawing machine setters, operators, and tenders, wood	70	43.55	\$17.88	\$37,196	16.14	\$12.25	\$13.36	\$15.12	\$23.09	\$28.41	\$25,490	\$27,792	\$31,443	\$48,025	\$59,091	1.65
51-8013	Power plant operators	80	21.75	\$35.84	\$74,551	5.07	\$26.32	\$30.26	\$36.10	\$41.75	\$47.59	\$54,741	\$62,939	\$75,096	\$86,840	\$98,997	2.72
51-8021	Stationary engineers and boiler operators	#	#	\$29.11	\$60,557	2.38	\$17.91	\$23.17	\$28.64	\$34.90	\$41.50	\$37,256	\$48,193	\$59,575	\$72,595	\$86,326	#
51-8031	Water and wastewater treatment plant and system operators	#	#	\$26.86	\$55,859	3.17	\$17.79	\$21.37	\$26.75	\$33.03	\$37.69	\$37,007	\$44,444	\$55,650	\$68,700	\$78,401	#
51-8092	Gas plant operators	80	45.87	\$29.44	\$61,229	5.39	\$18.44	\$22.01	\$27.52	\$36.30	\$44.53	\$38,364	\$45,772	\$57,238	\$75,510	\$92,621	6.99
51-8099	Plant and system operators, all other	100	10.65	\$30.73	\$63,914	3.59	\$24.72	\$27.21	\$30.34	\$35.21	\$38.97	\$51,411	\$56,598	\$63,105	\$73,231	\$81,050	10.14
51-9012	Separating, filtering, clarifying, precipitating, and still machine setters, operators, and tenders	110	39.26	#	#	#	#	#	#	#	#	#	#	#	#	#	2.87
51-9021	Crushing, grinding, and polishing machine setters, operators, and tenders	50	8.25	\$26.96	\$56,087	4.47	\$17.83	\$21.56	\$27.35	\$31.96	\$36.83	\$37,089	\$44,841	\$56,898	\$66,469	\$76,604	1.90
51-9061	Inspectors, testers, sorters, samplers, and weighers	#	#	\$31.71	\$65,967	10.94	\$16.39	\$21.19	\$28.45	\$44.86	\$49.39	\$34,092	\$44,070	\$59,169	\$93,308	\$102,737	#
51-9111	Packaging and filling machine operators and tenders	50	27.01	\$17.84	\$37,100	15.04	\$10.14	\$11.23	\$16.79	\$25.34	\$28.28	\$21,094	\$23,367	\$34,913	\$52,700	\$58,832	0.16
51-9122	Painters, transportation equipment	40	27.70	\$24.23	\$50,404	24.17	\$9.84	\$11.42	\$22.57	\$32.10	\$39.11	\$20,476	\$23,757	\$46,944	\$66,771	\$81,350	0.90
51-9198	Helpers--production workers	60	20.19	\$15.49	\$32,228	7.54	\$9.37	\$10.38	\$13.59	\$20.30	\$24.62	\$19,493	\$21,582	\$28,269	\$42,233	\$51,215	0.17
53-0000	Transportation and material moving occupations	5,390	5.32	\$20.27	\$42,161	1.82	\$11.24	\$14.93	\$19.05	\$24.09	\$31.75	\$23,372	\$31,052	\$39,614	\$50,115	\$66,041	0.66
53-1048	First-line supervisors of transportation and material moving workers, except aircraft cargo handling supervisors	250	9.01	\$30.99	\$64,464	2.68	\$18.71	\$23.51	\$29.87	\$37.59	\$46.10	\$38,915	\$48,906	\$62,130	\$78,196	\$95,894	0.78
53-2012	Commercial pilots	40	44.31	#	\$76,456	2.70	#	#	#	#	#	\$67,935	\$71,076	\$76,312	\$81,561	\$86,135	1.20
53-3022	Bus drivers, school or special client	300	5.28	\$18.23	\$37,926	2.51	\$12.29	\$14.59	\$17.73	\$21.42	\$25.77	\$25,565	\$30,344	\$36,868	\$44,559	\$53,603	0.73
53-3031	Driver/sales workers	#	#	\$14.37	\$29,886	9.23	\$9.43	\$10.06	\$12.52	\$17.92	\$23.09	\$19,613	\$20,921	\$26,037	\$37,284	\$48,035	#
53-3032	Heavy and tractor-trailer truck drivers	870	13.55	\$24.91	\$51,810	3.89	\$18.27	\$20.82	\$23.57	\$28.86	\$36.03	\$37,997	\$43,307	\$49,023	\$60,020	\$74,936	0.61
53-3033	Light truck or delivery services drivers	730	12.78	\$20.90	\$43,463	3.99	\$11.86	\$16.62	\$20.12	\$24.17	\$32.38	\$24,659	\$34,568	\$41,853	\$50,277	\$67,349	1.02
53-3041	Taxi drivers and chauffeurs	330	17.91	\$14.00	\$29,120	5.59	\$9.59	\$10.90	\$13.47	\$15.51	\$20.54	\$19,946	\$22,679	\$28,014	\$32,263	\$42,727	2.03
53-3099	Motor vehicle operators, all other	#	#	\$19.06	\$39,640	3.39	\$16.09	\$17.12	\$18.85	\$21.33	\$23.99	\$33,463	\$35,619	\$39,214	\$44,373	\$49,892	#
53-6021	Parking lot attendants	170	13.43	\$13.78	\$28,663	3.43	\$9.41	\$10.72	\$13.16	\$15.36	\$18.91	\$19,567	\$22,303	\$27,381	\$31,939	\$39,341	1.43
53-6031	Automotive and watercraft service attendants	210	17.52	\$13.62	\$28,334	3.87	\$9.69	\$10.57	\$11.92	\$16.20	\$20.94	\$20,151	\$21,976	\$24,796	\$33,704	\$43,562	2.12
53-6051	Transportation inspectors	#	#	\$29.91	\$62,223	24.33	\$12.28	\$13.07	\$14.40	\$54.73	\$60.84	\$25,541	\$27,193	\$29,946	\$113,832	\$126,538	#
53-6099	Transportation workers, all other	#	#	\$18.10	\$37,655	7.52	\$11.20	\$15.47	\$17.20	\$18.91	\$23.38	\$23,301	\$32,173	\$35,770	\$39,339	\$48,622	#
53-7032	Excavating and loading machine and dragline operators	170	9.56	\$29.54	\$61,449	3.29	\$20.85	\$23.88	\$31.12	\$35.48	\$38.13	\$43,372	\$49,668	\$64,724	\$73,807	\$79,301	4.59

Data unavailable

Occupational Code	Occupational Title	Employment Estimate	Employment Percentage Relative Standard Error	Average Hourly Wage	Average Annual Wage	Wage Percentage Relative Standard Error	10th Percentile (Hourly)	25th Percentile (Hourly)	50th Percentile (Hourly)	75th Percentile (Hourly)	90th Percentile (Hourly)	10th Percentile (Annual)	25th Percentile (Annual)	50th Percentile (Annual)	75th Percentile (Annual)	90th Percentile (Annual)	Location Quotients
53-7051	Industrial truck and tractor operators	160	23.38	\$17.10	\$35,567	4.76	\$11.05	\$14.20	\$17.12	\$19.39	\$23.74	\$22,991	\$29,531	\$35,616	\$40,340	\$49,380	0.34
53-7061	Cleaners of vehicles and equipment	130	28.70	\$15.15	\$31,521	5.12	\$9.50	\$12.56	\$15.08	\$18.12	\$19.87	\$19,756	\$26,121	\$31,357	\$37,695	\$41,330	0.43
53-7062	Laborers and freight, stock, and material movers, hand	630	25.61	\$17.28	\$35,943	2.97	\$12.49	\$14.70	\$16.89	\$18.90	\$22.89	\$25,978	\$30,583	\$35,124	\$39,314	\$47,610	0.29
53-7064	Packers and packagers, hand	110	30.91	\$13.26	\$27,575	5.12	\$10.19	\$10.91	\$12.09	\$14.87	\$18.80	\$21,205	\$22,702	\$25,152	\$30,921	\$39,111	0.19
53-7072	Pump operators, except wellhead pumpers	#	#	\$23.05	\$47,935	14.01	\$15.86	\$17.20	\$20.10	\$26.14	\$37.16	\$32,991	\$35,775	\$41,801	\$54,368	\$77,303	#
53-7081	Refuse and recyclable material collectors	190	32.55	\$21.59	\$44,897	4.01	\$15.32	\$18.24	\$21.96	\$25.04	\$28.99	\$31,867	\$37,948	\$45,683	\$52,079	\$60,304	2.06