



*Occupational Employment Statistics*

# *Wage Survey*



**COLORADO**  
Department of  
Labor and Employment  
Office of Labor Market Information



# Colorado Occupational Employment Statistics Wage Survey

## Table of Contents

<b>Introduction</b> .....	3	Concepts.....	74
<b>Highlights</b> .....	4	Estimation Methodology.....	75
<b>Statewide Overview</b> .....	5	<b>Definitions</b> .....	76
<b>Regional Overview</b> .....	28	<b>Colorado Regions: MSA and BOS Areas/Codes</b> ...	77
OES Regional Map.....	28	<b>Hourly and Annual OES Wages</b> .....	78
Employment and Wages.....	29	Table 23 - Colorado Statewide.....	78
Boulder MSA.....	43	Table 24 - Boulder MSA.....	95
Colorado Springs MSA.....	46	Table 25 - Colorado Springs MSA.....	106
Denver-Aurora MSA.....	49	Table 26 - Denver-Aurora MSA.....	118
Ft. Collins-Loveland MSA.....	52	Table 27 - Ft. Collins-Loveland MSA.....	134
Grand Junction MSA.....	55	Table 28 - Grand Junction MSA.....	145
Greeley MSA.....	58	Table 29 - Greeley MSA.....	153
Pueblo MSA.....	61	Table 30 - Pueblo MSA.....	162
Eastern & Southern Region.....	64	Table 31 - Eastern & Southern Region.....	170
Southwest Region.....	67	Table 32 - Western Region.....	178
Northwest Region.....	70	Table 33 - North Central Region.....	188
<b>Technical Notes and Methodology</b> .....	73		
Occupational Coding System.....	73		
Industry Coding System.....	73		
Survey Sample.....	74		



**COLORADO**  
Department of  
Labor and Employment  
Office of Labor Market Information

**State of Colorado**  
John Hickenlooper, *Governor*

**Colorado Department of Labor & Employment**  
Ellen Golombek, *Executive Director*  
Kristen Corash, *Deputy Executive Director*

**Labor Market Information**  
Alexandra E. Hall, *Director*  
Chief Economist, CDLE

This report is a product of the Colorado Department of Labor and Employment's Labor Market Information Occupational Employment Statistics (OES) Section. Published 2016

Overviews, tables and charts: Barbara Wills, with additional charts by Veronica Kenkel  
Graphical presentation: Jimi Foster

Material in this publication is in the public domain and, with appropriate source credit, may be reproduced without permission. Please reference:

*Source: Colorado Department of Labor and Employment, Labor Market Information.*

Any comments, suggestions, and questions regarding content and format are welcome and may be addressed to:

**Colorado Department of Labor & Employment**  
**Labor Market Information, Occupational Employment Statistics**

**(303) 318-8896**  
**633 17th St., Suite 600**  
**Denver, CO 80202-2107**

**Email: [oescolorado@idcf.bls.gov](mailto:oescolorado@idcf.bls.gov)**  
**[www.colmigateway.com](http://www.colmigateway.com)**  
– click on ***Employment and Wage Data***  
– and then on ***Occupation Data***

***The Colorado Occupational Employment Statistics Staff:***

**Dr Raffaele Longobardi, Program Manager**

**Sarah Casias**

**Regina Lopilato**

**Molly McMonigle**

**Al Jarrell**

**Veronica Kenkel**

**Victor Salazar**

**Barbara Wills**

Thanks to the staff members listed above for their hard work in collecting the data. A special thank you to all of the Colorado employers that provided data to us and whose participation made this program possible. OES and other LMI data are available free to all on our website:

**[www.colmigateway.com](http://www.colmigateway.com)**



## Introduction

# Colorado Occupational Employment Statistics (OES)

May 2015

The Occupational Employment Statistics (OES) program is a Federal-State cooperative program that provides estimates of employment and hourly and annual wages for over 800 non-military detailed occupations in 22 major occupational groups. In Colorado, 3,863 businesses were initially surveyed beginning in November of 2015 and 3,815 were initially surveyed beginning in May of 2015. After adjustments, a total of 74.9% percent of 7,224 businesses provided information on the job titles and wages of their employees. These data were combined with responses from the previous two years (four biannual surveys) to produce the May 2015 occupational estimates contained in this document. A detailed description of methodological aspects of the OES program can be found in the Technical Notes and Methodology section beginning on page xx.

This section will briefly describe cross-industry occupational employment and wage dynamics in statewide Colorado and its sub-State areas. Tables and charts provide details of the cross-industry occupational statistics. Industry-specific employment and wage tables are also included.



## Highlights

- **The list of 20 top-earning occupations in Colorado continues to be dominated by health/medical-related occupations** while nearly half of the lowest-earning 20 occupations are in food preparation and serving.
- **Colorado's average hourly wage (\$24.60) is \$1.37 higher** than the national average (\$23.23).
- **The average hourly wage in 2015 was \$0.63 higher** than the average hourly wage in 2014 (\$23.97) and \$0.88 higher than the average hourly wage in 2013 (\$23.52).
- **There are more Coloradans working as retail salespersons** (81,470) than in any other occupation, accounting for 3.3 percent of total covered employment.
- The **health care and social assistance, retail trade, and accommodation and food services** industries employ the most people (811,510) among the 20 industry groups surveyed, accounting for over 33 percent of total employment.
- **Where you work matters:** The Boulder Metropolitan Statistical Area has the highest average (\$27.90) and median (\$21.33) wages in Colorado, while the Eastern and Southern Colorado Balance of State Area has the lowest average (\$18.02) and median (\$14.67) wages.



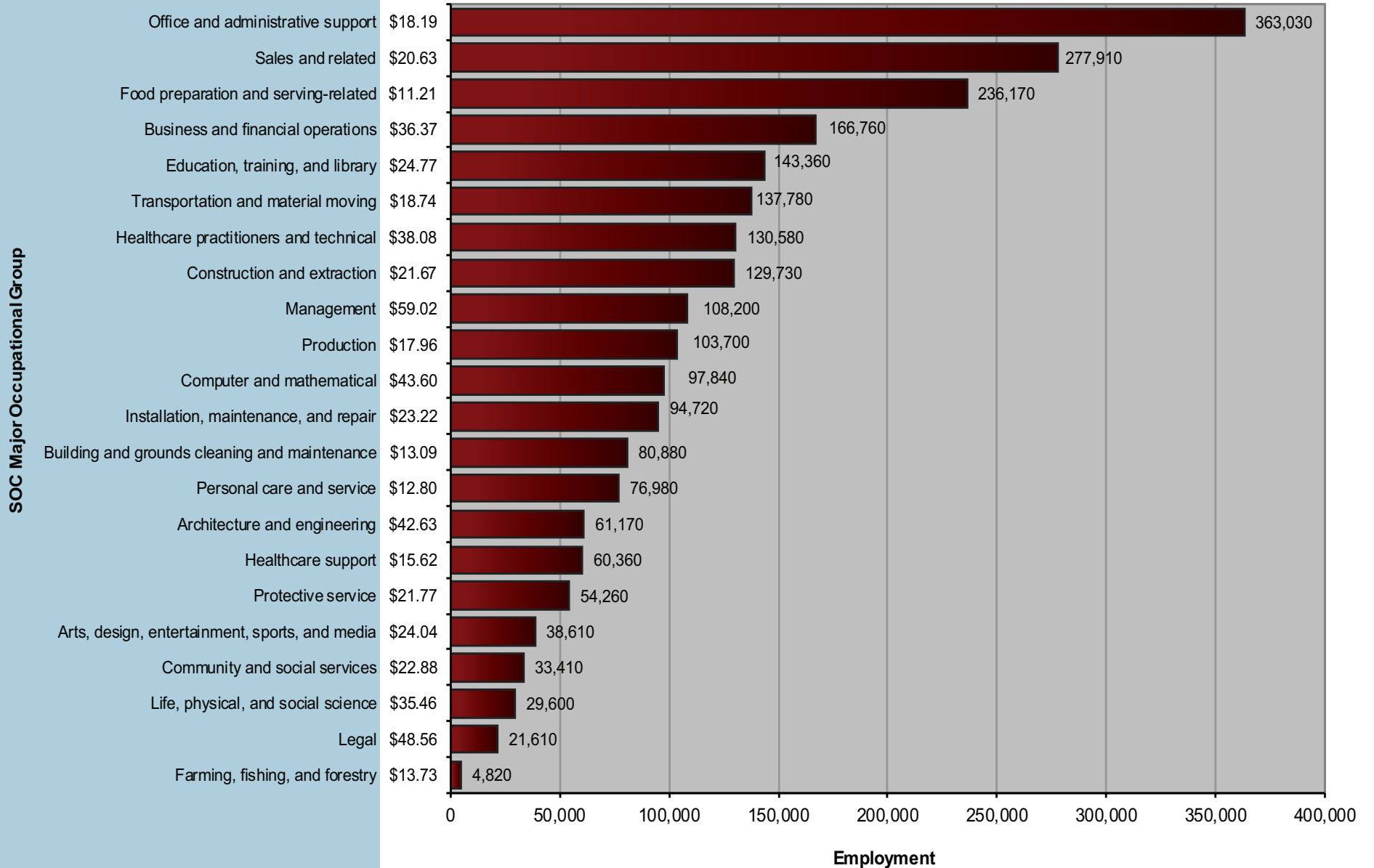
## Employment Distribution by Occupation

Total covered employment in Colorado was 2.451 million, increasing by 83,700 over May 2014. Table 1 and Figure 1 show the distribution of employment and list average hourly wages among major occupational groups. The top three major occupational groups (**office and administrative support, sales and related, and food preparation and serving-related**) account for 35.8 percent of total employment in the state. Major groups with average hourly wages below the overall average of \$24.60 comprise 69.0 percent of total employment.

*Table 1. Employment Distribution and Average Hourly Wage in Major Occupational Groups (Colorado, May 2015)*

SOC Major Occupational Group	Average Hourly Wage	Employment	Percent of Total Employment
<b>Total all occupations</b>	\$24.60	2,451,480	100.0%
Office and administrative support	\$18.19	363,030	14.8%
Sales and related	\$20.63	277,910	11.3%
Food preparation and serving-related	\$11.21	236,170	9.6%
Business and financial operations	\$36.37	166,760	6.8%
Education, training, and library	\$24.77	143,360	5.8%
Transportation and material moving	\$18.74	137,780	5.6%
Healthcare practitioners and technical	\$38.08	130,580	5.3%
Construction and extraction	\$21.67	129,730	5.3%
Management	\$59.02	108,200	4.4%
Production	\$17.96	103,700	4.2%
Computer and mathematical	\$43.60	97,840	4.0%
Installation, maintenance, and repair	\$23.22	94,720	3.9%
Building and grounds cleaning and maintenance	\$13.09	80,880	3.3%
Personal care and service	\$12.80	76,980	3.1%
Architecture and engineering	\$42.63	61,170	2.5%
Healthcare support	\$15.62	60,360	2.5%
Protective service	\$21.77	54,260	2.2%
Arts, design, entertainment, sports, and media	\$24.04	38,610	1.6%
Community and social services	\$22.88	33,410	1.4%
Life, physical, and social science	\$35.46	29,600	1.2%
Legal	\$48.56	21,610	0.9%
Farming, fishing, and forestry	\$13.73	4,820	0.2%

**Figure 1. Employment Distribution and Average Hourly Wage in Major Occupational Groups (Colorado, May 2015)**

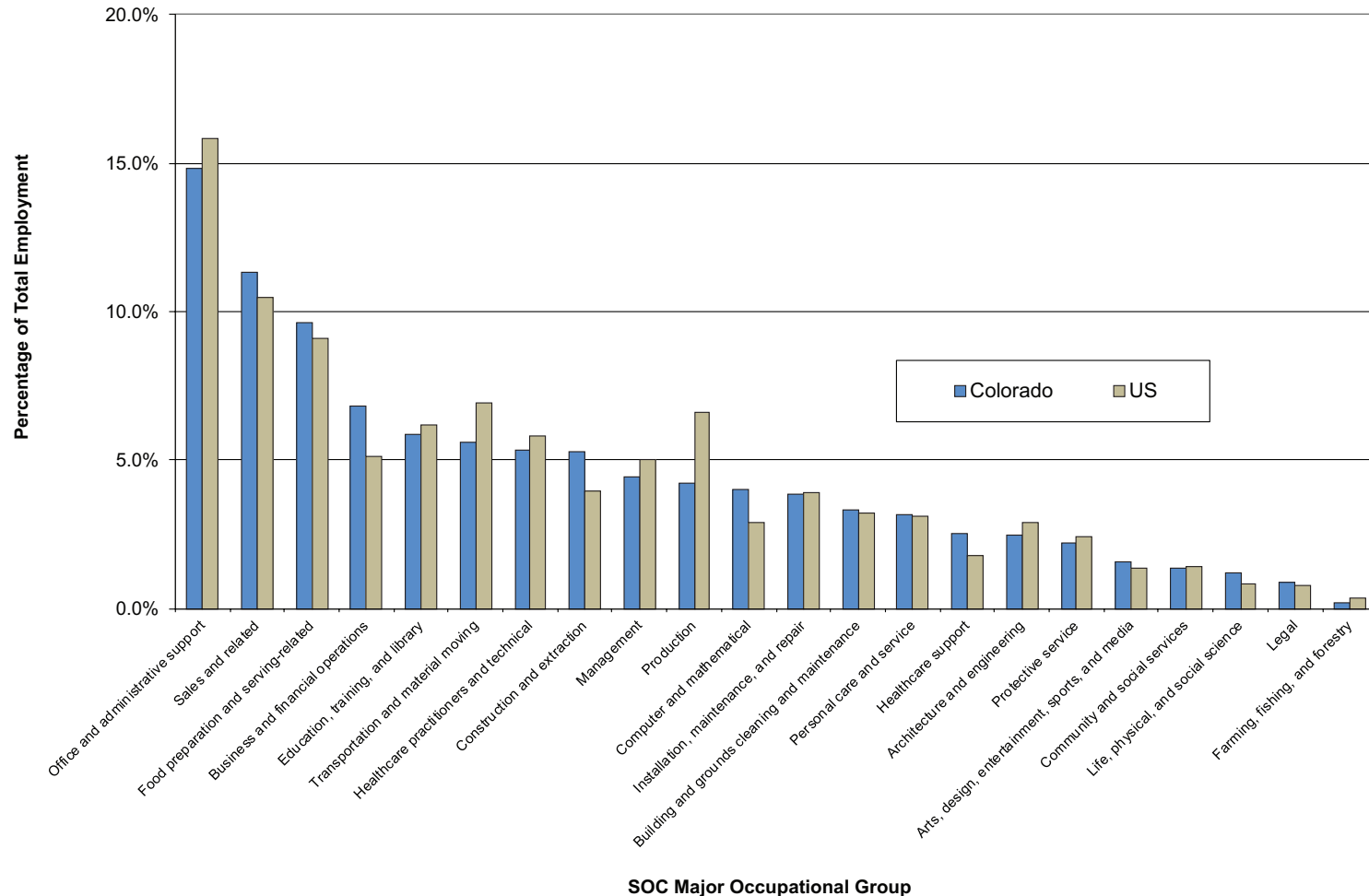


## Occupational Employment Distribution in Colorado and the U.S.

The distribution of employment among major occupational groups in Colorado and the US is shown in figure 2. With the exception of **production** occupations, which account for 6.6 percent of occupational employment nationwide but for only 4.2 percent in Colorado, differences between the State

and the country as a whole were small. Colorado had higher proportions of employment in **computer and mathematical** (4.0 percent versus 2.9 percent nationwide), **construction and extraction** (5.3 percent versus 4.0 percent nationwide), and **business and financial operations** occupations (6.8 percent versus 5.1 percent nationwide) and a smaller share of **transportation and material moving** occupations (5.6 percent versus 6.9 percent nationwide). All other occupational groups differed by one percentage point or less.

**Figure 2. Employment Distribution in Major Occupational Groups, Colorado vs United States (May 2015)**

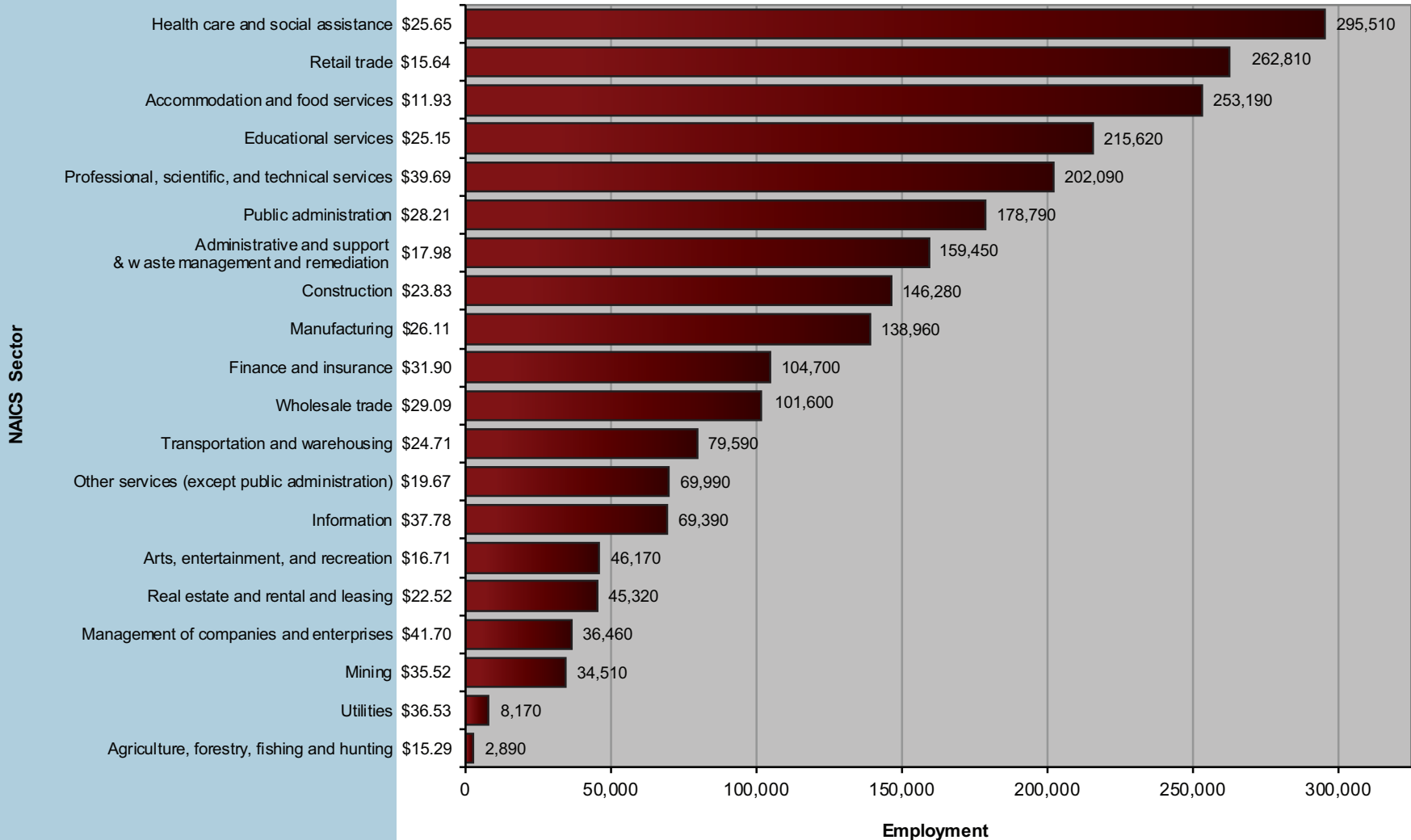


## Employment Distribution by Industry

As shown in table 2 and figure 3, five industries account for half of employment in Colorado, with more than 200,000 workers each: **health care and social assistance, retail trade, accommodation and food services, educational services,**

and **professional, scientific, and technical services.** On the other end of the scale, the six smallest industries are **arts, entertainment, and recreation; real estate and rental and leasing; management of companies and enterprises; mining; utilities;** and **agriculture, forestry, fishing, and hunting.** These employ less than 50,000 workers each and, when combined, account for 7.1 percent of total employment.

**Figure 3. Employment Distribution and Average Hourly Wage in Major Industry Groups (Colorado, May 2015)**





**Table 2. Employment Distribution and Average Hourly Wage  
in Major Industry Groups (Colorado, May 2015)**

NAICS Sector	Average Hourly Wage	Employment	% of Total
<b>Total all occupations</b>	\$24.60	2,451,480	100.0%
Health care and social assistance	\$25.65	295,510	12.1%
Retail trade	\$15.64	262,810	10.7%
Accommodation and food services	\$11.93	253,190	10.3%
Educational services	\$25.15	215,620	8.8%
Professional, scientific, and technical services	\$39.69	202,090	8.2%
Public administration	\$28.21	178,790	7.3%
Administrative and support and waste management and remediation services	\$17.98	159,450	6.5%
Construction	\$23.83	146,280	6.0%
Manufacturing	\$26.11	138,960	5.7%
Finance and insurance	\$31.90	104,700	4.3%
Wholesale trade	\$29.09	101,600	4.1%
Transportation and warehousing	\$24.71	79,590	3.2%
Other services (except public administration)	\$19.67	69,990	2.9%
Information	\$37.78	69,390	2.8%
Arts, entertainment, and recreation	\$16.71	46,170	1.9%
Real estate and rental and leasing	\$22.52	45,320	1.8%
Management of companies and enterprises	\$41.70	36,460	1.5%
Mining	\$35.52	34,510	1.4%
Utilities	\$36.53	8,170	0.3%
Agriculture, forestry, fishing and hunting	\$15.29	2,890	0.1%

## Historical Employment and Wages

Total and major occupational group wages and employment from the 2005 through 2015 surveys are shown in tables 3, 4a, and 4b. Since the composition of the OES sample changes from year to year, these are properly interpreted as a series of snapshots of employment and wages over the years rather than as a time series. Tables 4c and 4d show major occupational groups ranked by net percentage change in employment and mean hourly wage in 2015 versus 2005. In order to better compare wage changes over time, an adjusted 2005 wage was calculated using the BLS Employment Cost Index (ECI) that is computed for the entire country and varies by industry and year (table 4e). The ECI employed in this analysis is a general national index (not geography- or goods-specific) and was created by the US Department of Labor.

### Historical Wage Growth

For unadjusted hourly wages in all occupations combined, 2015 shows an average wage 27 percent higher and a median wage 20 percent higher than the average and median seen in 2005 (table 3).

A comparison of changes in adjusted hourly mean wage by occupational group (table 4e) indicates that “real” wage increases of 3 percent or more occurred in the relatively higher-paying **management** (+\$4.77, +8.8 percent), **architecture and engineering** (+\$1.90, +4.7 percent), **legal** (+\$1.70, +3.6 percent), and **healthcare practitioners and technical** occupational groups (+\$1.22, +3.3 percent). **Food preparation and serving-related, computer and mathematical, and**

**Table 3. Employment and Hourly and Annual Wages,\*  
All Occupations (Colorado, 2005-2015)**

Year / Survey Panel	Total Employment	Average Hourly Wage	Median Hourly Wage	Average Annual Wage	Median Annual Wage
2005 May	2,151,520	\$19.36	\$15.53	\$40,277	\$32,312
2006 May	2,207,120	\$19.93	\$15.82	\$41,452	\$32,913
2007 May	2,258,230	\$20.72	\$16.29	\$43,102	\$33,882
2008 May	2,302,340	\$21.47	\$16.87	\$44,659	\$35,085
2009 May	2,234,250	\$22.11	\$17.44	\$45,993	\$36,267
2010 May	2,157,690	\$22.48	\$17.72	\$46,767	\$36,851
2011 May	2,179,060	\$22.85	\$17.82	\$47,522	\$37,068
2012 May	2,226,160	\$23.09	\$17.83	\$48,035	\$37,093
2013 May	2,295,000	\$23.52	\$18.04	\$48,923	\$37,521
2014 May	2,367,780	\$23.97	\$18.28	\$49,851	\$38,024
2015 May	2,451,480	\$24.60	\$18.65	\$51,177	\$38,801

*\*Unadjusted historical data*

**farming, forestry, and fishing** occupations showed minimal gains (+\$0.09 to \$0.21, 0.7 to 1.9 percent).

The remaining 15 major occupational groups lost ground in adjusted wages with decreases ranging from -\$0.01/-0.1 percent (**transportation and material moving**) to -\$2.09/-8.0 percent (**arts, design, entertainment, sports, and media**).

*Table 4a. Employment in Major Occupational Groups (Colorado, 2005-2015)*

SOC Major Occupational Group	2005	2006	2007	2008	2009	2010	2011	2012	2013	2014	2015
Management	106,820	107,070	103,410	99,190	96,060	91,400	92,990	95,180	100,910	103,470	108,200
Business and financial operations	107,590	114,640	122,710	126,560	131,640	133,330	141,130	147,930	156,810	160,300	166,760
Computer and mathematical	74,550	77,980	81,700	86,370	88,120	86,510	88,030	90,870	91,820	96,120	97,840
Architecture and engineering	52,890	54,890	57,230	59,050	56,490	52,660	50,880	51,330	54,580	56,640	61,170
Life, physical, and social science	27,180	28,390	28,770	28,750	28,540	25,150	25,530	26,790	27,820	28,760	29,600
Community and social services	25,030	26,380	27,650	28,990	30,270	29,450	29,680	30,500	31,590	31,260	33,410
Legal	17,150	17,630	18,050	19,060	18,880	19,480	20,520	20,840	21,100	21,440	21,610
Education, training, and library	117,540	120,890	125,450	129,720	129,840	131,690	131,390	132,020	135,440	140,480	143,360
Arts, design, entertainment, sports, and media	30,090	31,630	38,110	40,380	40,610	37,760	37,340	35,310	35,560	36,530	38,610
Healthcare practitioners and technical	96,110	99,920	102,840	109,080	112,440	114,240	114,970	117,620	119,290	124,530	130,580
Healthcare support	39,850	41,610	44,880	46,850	49,850	53,730	55,870	55,880	54,850	62,490	60,360
Protective service	46,490	46,580	48,090	48,520	50,200	52,660	54,440	55,390	53,660	52,750	54,260
Food preparation and serving-related	195,260	197,070	202,150	207,720	206,780	202,670	207,680	211,710	218,920	228,960	236,170
Building and grounds cleaning and maintenance	73,390	76,160	76,050	78,900	76,260	74,070	72,670	75,000	75,430	78,670	80,880
Personal care and service	58,120	60,700	60,010	63,020	59,580	56,220	59,630	64,130	68,700	69,830	76,980
Sales and related	249,260	257,450	259,120	262,520	247,610	241,880	242,480	249,970	260,530	267,090	277,910
Office and administrative support	372,530	372,340	381,530	381,880	368,620	350,850	352,370	358,340	364,090	362,760	363,030
Farming, fishing, and forestry	4,910	3,450	3,620	3,430	3,210	3,290	3,270	3,670	4,020	4,510	4,820
Construction and extraction	130,190	141,740	146,010	150,410	131,390	108,540	103,900	105,010	110,760	122,030	129,730
Installation, maintenance, and repair	87,800	89,030	90,110	92,640	88,870	83,570	83,520	85,050	86,190	90,950	94,720
Production	104,490	103,820	102,730	103,660	94,350	90,210	92,740	94,680	96,190	97,640	103,700
Transportation and material moving	134,290	137,740	138,010	135,640	124,640	118,340	118,010	119,050	125,420	130,560	137,780

Table 4b. Average Hourly Wage (Adjusted\*) in Major Occupational Groups (Colorado, 2005-2015)

SOC Major Occupational Group	2005	2006	2007	2008	2009	2010	2011	2012	2013	2014	2015
Management	\$54.25	\$54.17	\$54.74	\$55.53	\$56.42	\$57.91	\$58.99	\$59.01	\$59.05	\$58.90	\$59.97
Business and financial operations	\$36.56	\$37.33	\$37.75	\$37.62	\$37.38	\$36.86	\$36.92	\$36.41	\$36.62	\$36.87	\$36.96
Computer and mathematical	\$43.11	\$42.57	\$43.75	\$43.86	\$44.06	\$43.34	\$42.50	\$43.15	\$43.02	\$43.81	\$43.95
Architecture and engineering	\$40.73	\$41.45	\$42.17	\$42.76	\$42.91	\$42.59	\$42.32	\$42.79	\$42.89	\$43.09	\$42.97
Life, physical, and social science	\$37.13	\$36.10	\$36.54	\$36.70	\$37.25	\$37.31	\$37.65	\$36.90	\$35.86	\$35.57	\$35.75
Community and social services	\$23.42	\$23.15	\$22.65	\$22.38	\$22.33	\$22.89	\$22.89	\$22.62	\$22.45	\$22.82	\$23.06
Legal	\$46.86	\$46.93	\$47.82	\$49.35	\$50.62	\$48.93	\$51.05	\$51.16	\$52.20	\$48.95	\$48.95
Education, training, and library	\$25.24	\$26.00	\$25.62	\$25.63	\$25.62	\$26.11	\$25.97	\$25.88	\$25.22	\$24.70	\$24.97
Arts, design, entertainment, sports, and media	\$26.13	\$26.00	\$25.45	\$26.23	\$26.52	\$26.29	\$25.71	\$25.11	\$24.57	\$24.58	\$24.23
Healthcare practitioners and technical	\$36.86	\$37.60	\$37.44	\$37.71	\$38.50	\$38.88	\$38.61	\$38.48	\$38.15	\$38.32	\$38.39
Healthcare support	\$15.90	\$15.82	\$15.91	\$15.82	\$15.69	\$15.30	\$15.16	\$15.06	\$15.50	\$15.77	\$15.77
Protective service	\$23.42	\$22.96	\$22.62	\$22.79	\$23.12	\$22.75	\$22.39	\$21.97	\$22.24	\$22.55	\$21.98
Food preparation and serving-related	\$11.00	\$10.89	\$11.27	\$11.60	\$11.64	\$11.58	\$11.30	\$11.15	\$11.15	\$11.17	\$11.32
Building and grounds cleaning and maintenance	\$13.63	\$13.76	\$13.67	\$13.40	\$13.21	\$13.21	\$13.37	\$13.17	\$13.18	\$13.12	\$13.22
Personal care and service	\$13.89	\$13.77	\$14.44	\$13.69	\$13.91	\$13.74	\$13.39	\$13.10	\$13.05	\$13.10	\$12.93
Sales and related	\$20.96	\$21.04	\$21.06	\$21.32	\$21.72	\$21.37	\$21.40	\$20.77	\$20.84	\$20.80	\$20.80
Office and administrative support	\$19.26	\$18.97	\$18.89	\$18.96	\$18.95	\$18.84	\$18.80	\$18.44	\$18.30	\$18.28	\$18.40
Farming, fishing, and forestry	\$13.64	\$13.09	\$12.80	\$13.79	\$14.18	\$14.34	\$14.22	\$14.29	\$14.03	\$13.96	\$13.85
Construction and extraction	\$22.64	\$21.99	\$21.90	\$21.90	\$22.27	\$22.27	\$22.41	\$22.41	\$22.14	\$21.80	\$21.87
Installation, maintenance, and repair	\$23.76	\$23.66	\$23.45	\$23.41	\$23.58	\$23.43	\$23.53	\$23.28	\$23.34	\$23.38	\$23.35
Production	\$18.46	\$18.17	\$18.05	\$18.07	\$18.38	\$18.49	\$18.58	\$18.35	\$18.43	\$18.33	\$18.18
Transportation and material moving	\$18.75	\$18.41	\$18.94	\$18.52	\$18.46	\$18.35	\$18.33	\$18.52	\$18.34	\$18.87	\$18.89

\*Historical wage data aged to 2015 using national Employment Cost Index (ECI) factors.

**Table 4c. Employment Change in Major Occupational Groups  
(Colorado, 2005-2015)**

SOC Major Occupational Group	Employment change (%)
Business and financial operations	55.00%
Healthcare support	51.47%
Healthcare practitioners and technical	35.87%
Community and social services	33.48%
Personal care and service	32.45%
Computer and mathematical	31.24%
Arts, design, entertainment, sports, and media	28.32%
Legal	26.01%
Education, training, and library	21.97%
Food preparation and serving-related	20.95%
Protective service	16.71%
Architecture and engineering	15.66%
Sales and related	11.49%
Building and grounds cleaning and maintenance	10.21%
Life, physical, and social science	8.90%
Installation, maintenance, and repair	7.88%
Transportation and material moving	2.60%
Management	1.29%
Construction and extraction	-0.35%
Production	-0.76%
Farming, fishing, and forestry	-1.83%
Office and administrative support	-2.55%

**Table 4d. Wage Change in Major Occupational Groups  
(Colorado, 2005-2015)**

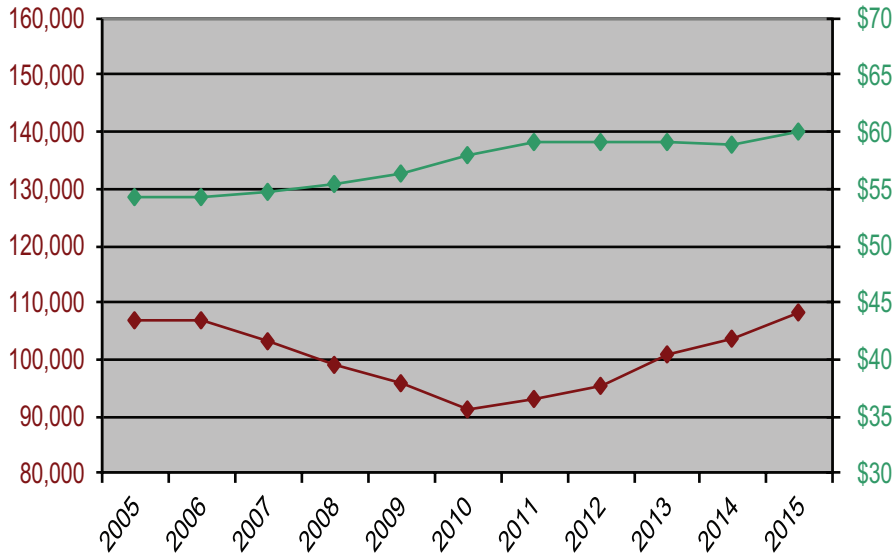
SOC Major Occupational Group	Mean hourly wage change (%)
Management	37.86%
Architecture and engineering	32.47%
Legal	31.17%
Healthcare practitioners and technical	30.77%
Computer and mathematical	28.01%
Food preparation and serving-related	26.38%
Business and financial operations	26.07%
Transportation and material moving	25.18%
Farming, fishing, and forestry	24.48%
Education, training, and library	24.22%
Community and social services	23.68%
Installation, maintenance, and repair	22.27%
Healthcare support	21.84%
Production	21.76%
Sales and related	21.50%
Life, physical, and social science	20.90%
Office and administrative support	19.83%
Construction and extraction	19.79%
Building and grounds cleaning and maintenance	18.89%
Arts, design, entertainment, sports, and media	16.47%
Protective service	15.31%
Personal care and service	13.17%

Table 4e. 2015 vs Adjusted 2004 Wage in Major Occupational Groups (Colorado, 2005-2015)

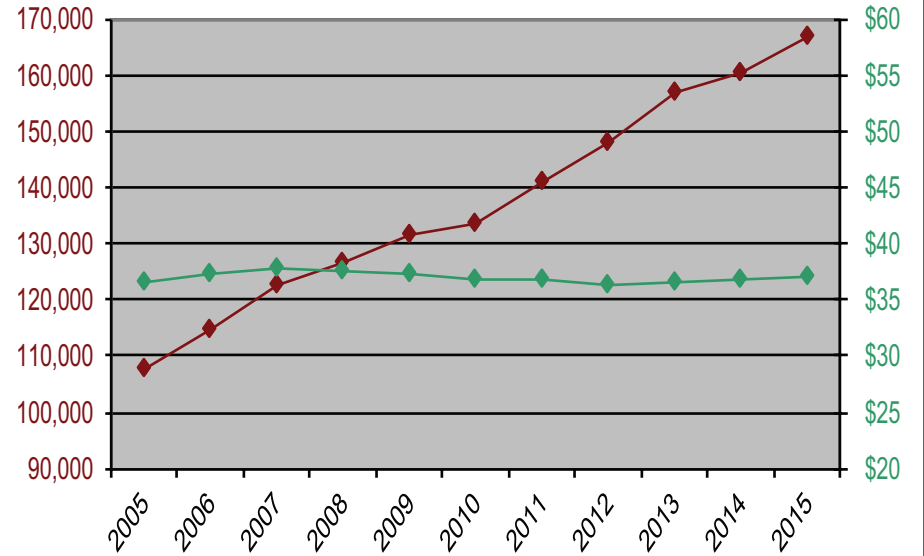
SOC Major Occupational Group	2005 adjusted wage*	2015 wage	2015 vs adjusted 2005	2015 vs adjusted 2005 (%)
Management	\$54.25	\$59.02	4.77	8.79%
Architecture and engineering	\$40.73	\$42.63	1.9	4.66%
Legal	\$46.86	\$48.56	1.7	3.63%
Healthcare practitioners and technical	\$36.86	\$38.08	1.22	3.31%
Food preparation and serving-related	\$11.00	\$11.21	0.21	1.91%
Computer and mathematical	\$43.11	\$43.60	0.49	1.14%
Farming, fishing, and forestry	\$13.64	\$13.73	0.09	0.66%
Transportation and material moving	\$18.75	\$18.74	-0.01	-0.05%
Business and financial operations	\$36.56	\$36.37	-0.19	-0.52%
Sales and related	\$20.96	\$20.63	-0.33	-1.57%
Healthcare support	\$15.90	\$15.62	-0.28	-1.76%
Education, training, and library	\$25.24	\$24.77	-0.47	-1.86%
Installation, maintenance, and repair	\$23.76	\$23.22	-0.54	-2.27%
Community and social services	\$23.42	\$22.88	-0.54	-2.31%
Production	\$18.46	\$17.96	-0.5	-2.71%
Building and grounds cleaning and maintenance	\$13.63	\$13.09	-0.54	-3.96%
Construction and extraction	\$22.64	\$21.67	-0.97	-4.28%
Life, physical, and social science	\$37.13	\$35.46	-1.67	-4.50%
Office and administrative support	\$19.26	\$18.19	-1.07	-5.56%
Protective service	\$23.42	\$21.77	-1.65	-7.05%
Personal care and service	\$13.89	\$12.80	-1.09	-7.85%
Arts, design, entertainment, sports, and media	\$26.13	\$24.04	-2.09	-8.00%

\*Wages adjusted using national employer cost index (ECI) factors.

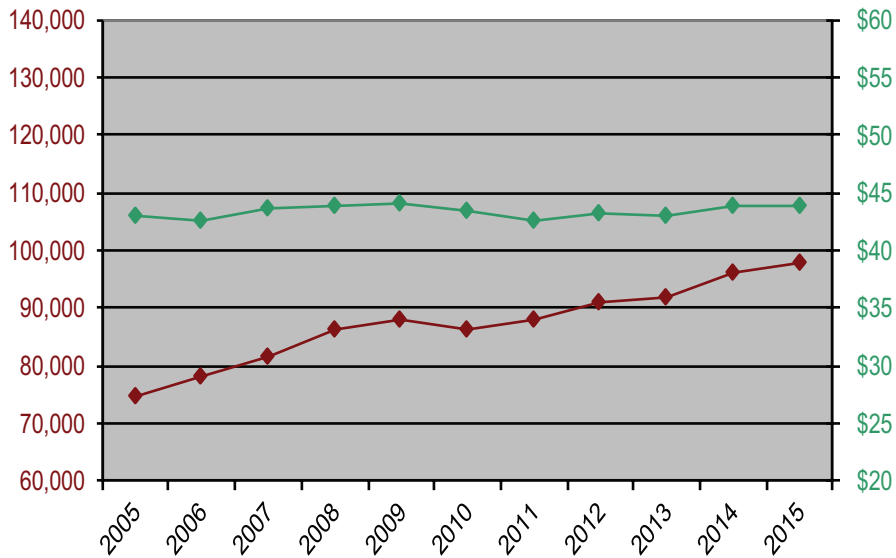
Historical Figure 1. Employment and adjusted hourly mean wage 2005-2015 Management Occupations



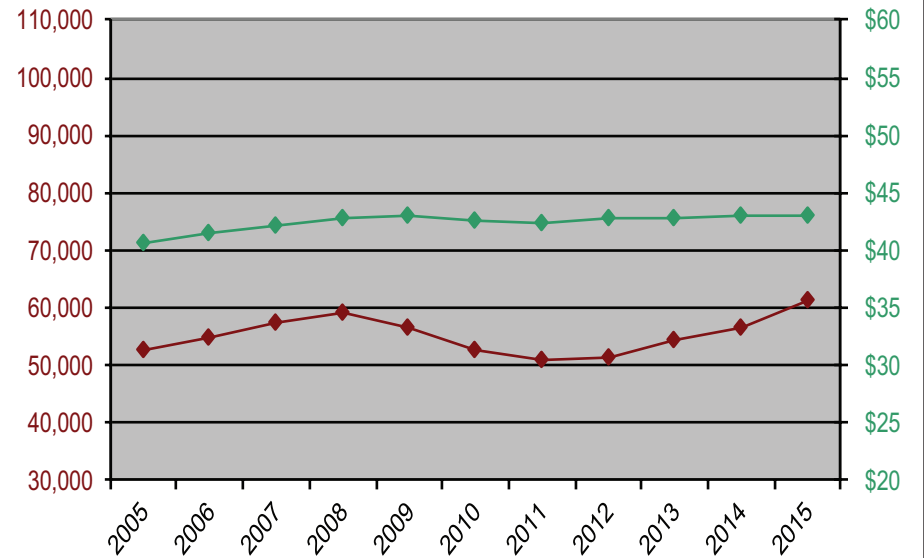
Historical Figure 2. Employment and adjusted hourly mean wage 2005-2015 Business & Financial Operations Occupations



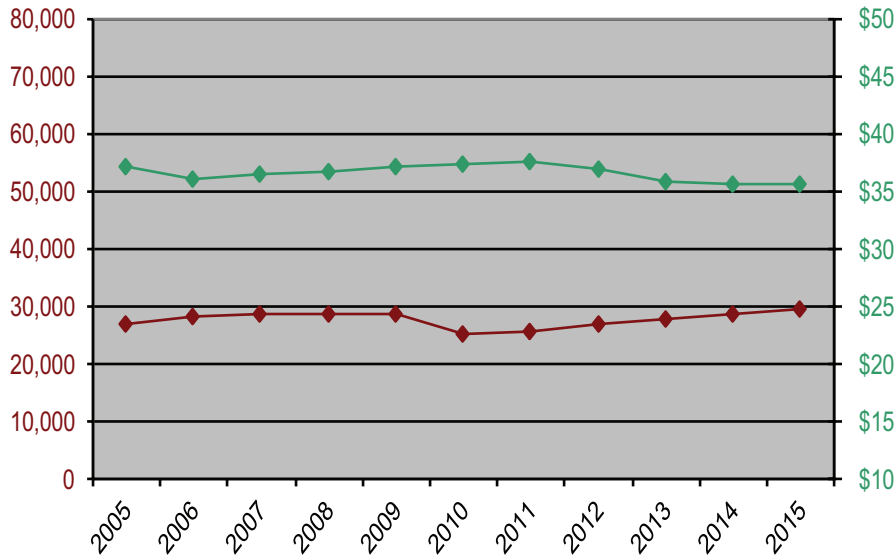
Historical Figure 3. Employment and adjusted hourly mean wage 2005-2015 Computer & Mathematical Occupations



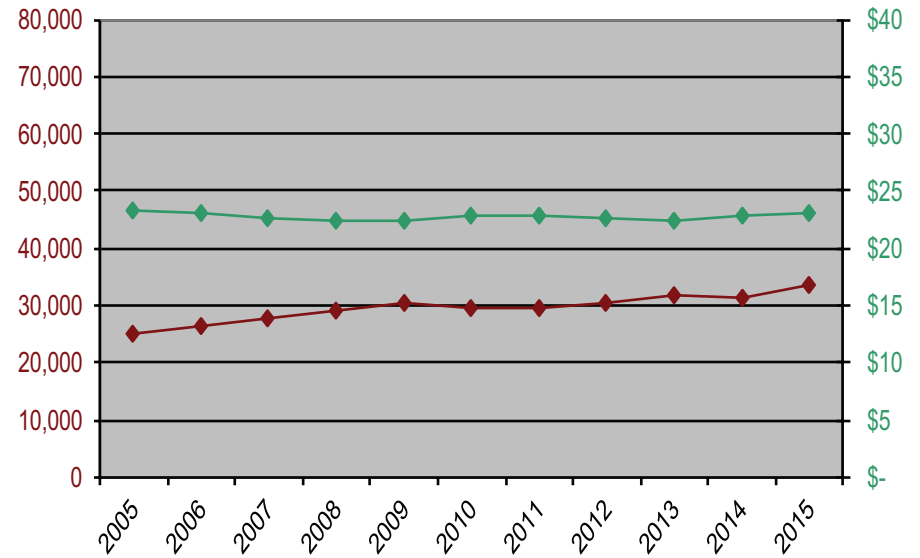
Historical Figure 4. Employment and adjusted hourly mean wage 2005-2015 Architecture & Engineering Occupations



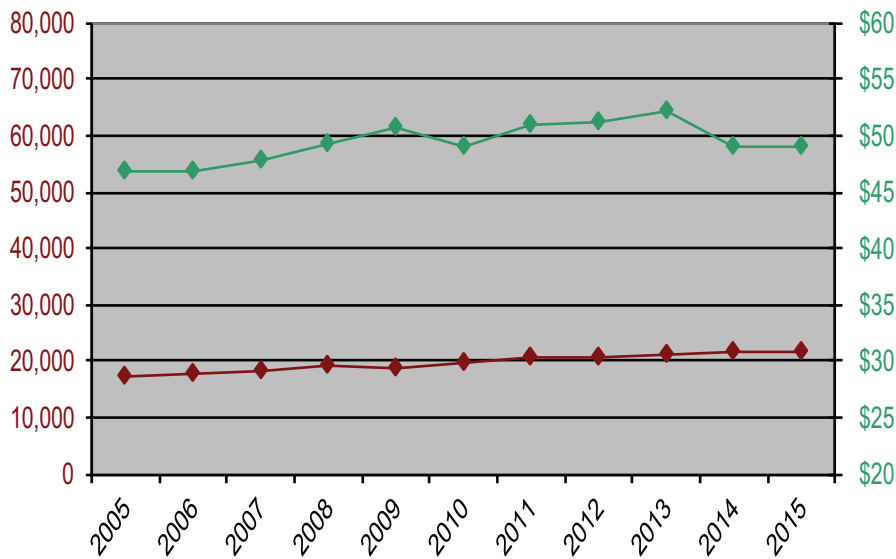
Historical Figure 5. Employment and adjusted hourly mean wage 2005-2015 Life, Physical, & Social Science Occupations



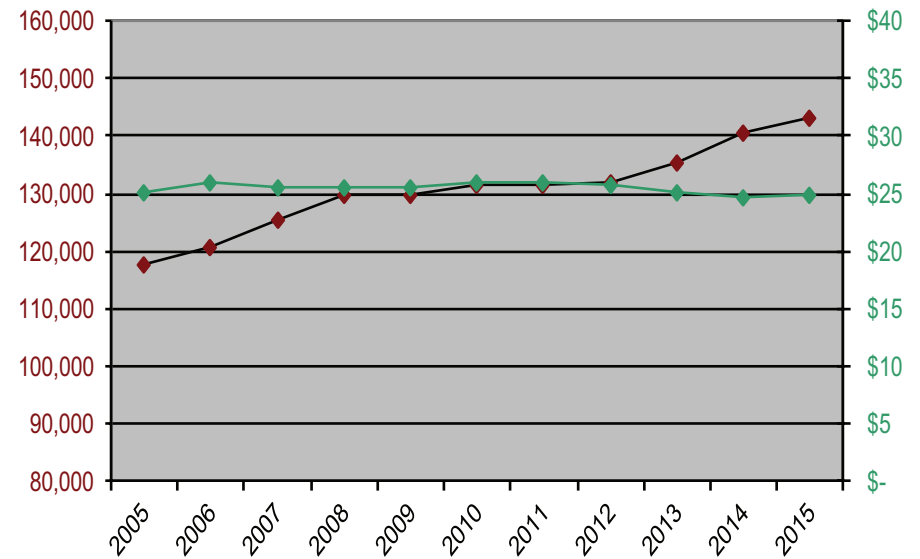
Historical Figure 6. Employment and adjusted hourly mean wage 2005-2015 Community & Social Services Occupations



Historical Figure 7. Employment and adjusted hourly mean wage 2005-2015 Legal Occupations

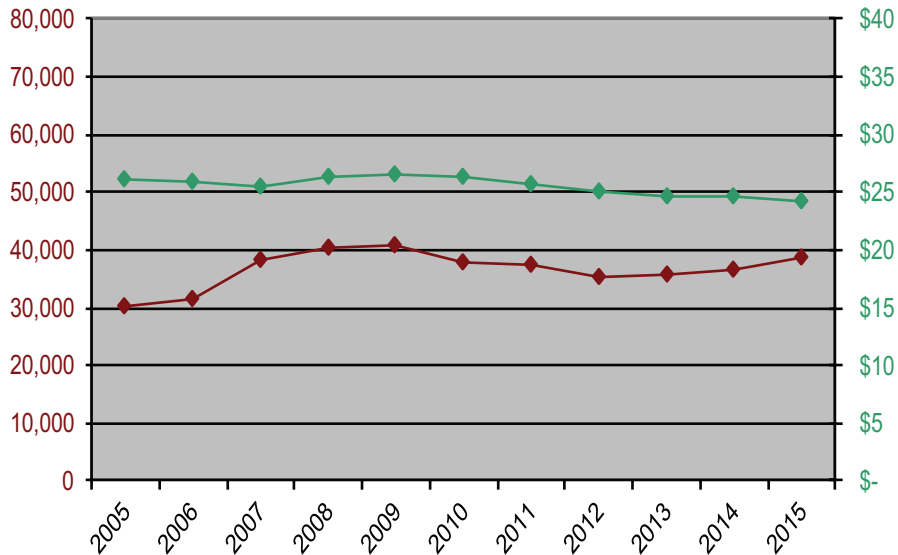


Historical Figure 8. Employment and adjusted hourly mean wage 2005-2015 Education, Training, & Library Occupations

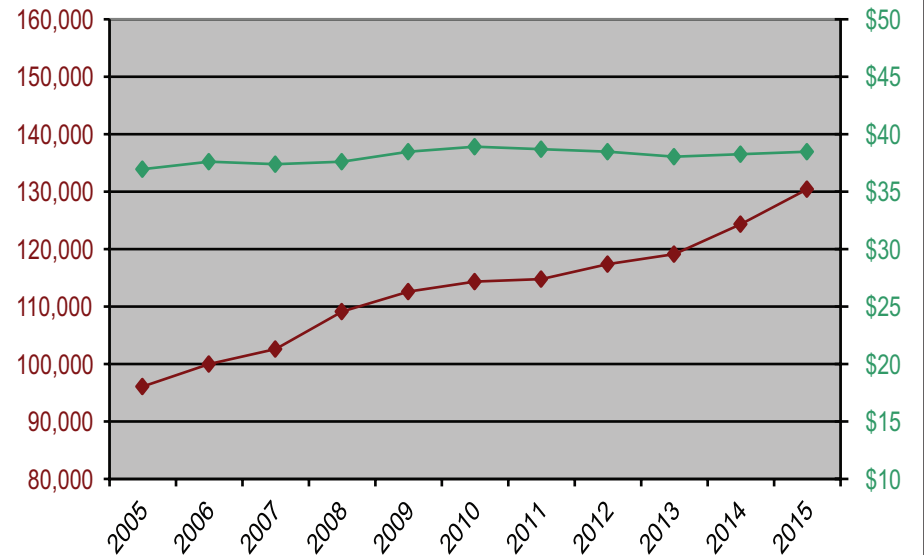




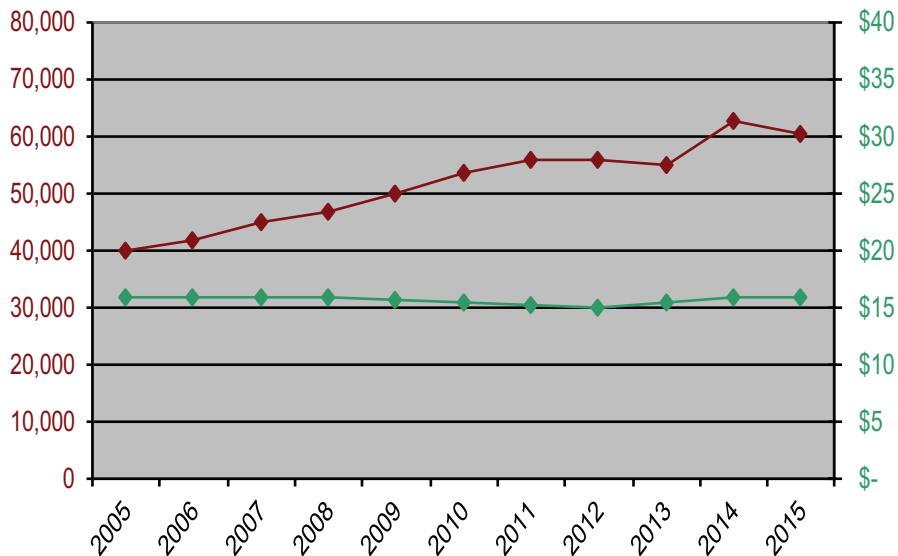
Historical Figure 9. Employment and adjusted hourly mean wage  
2005-2015 Arts, Design, Entertainment, Sports, & Media Occupations



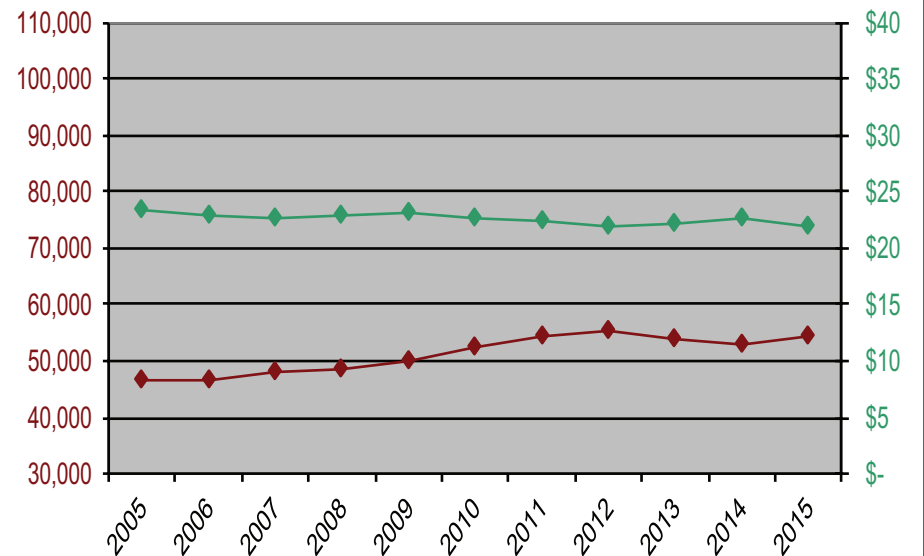
Historical Figure 10. Employment and adjusted hourly mean wage  
2005-2015 Healthcare Practitioners & Technical Occupations



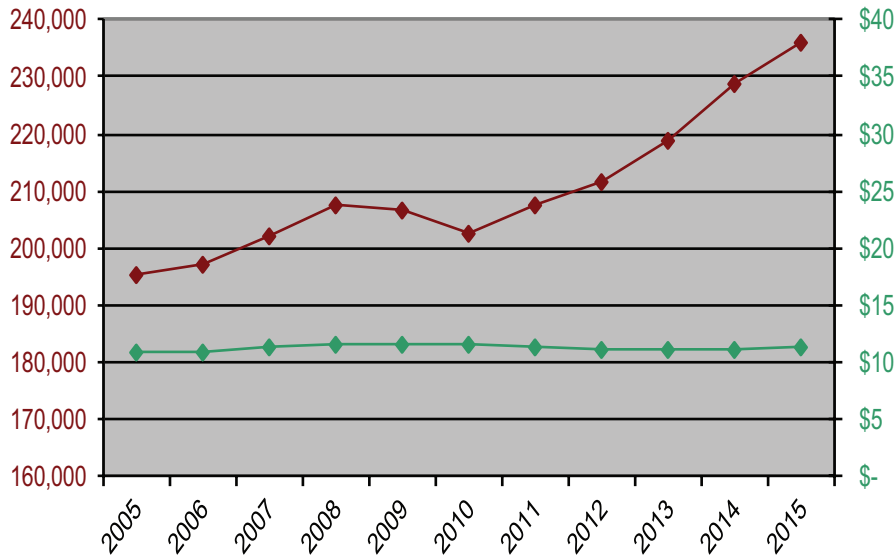
Historical Figure 11. Employment and adjusted hourly mean wage  
2005-2015 Healthcare Support Occupations



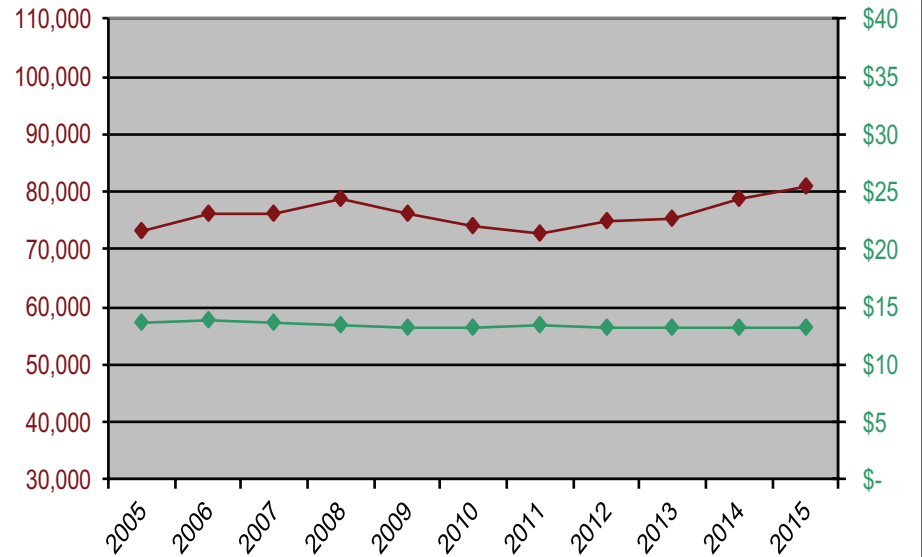
Historical Figure 12. Employment and adjusted hourly mean wage  
2005-2015 Protective Service Occupations



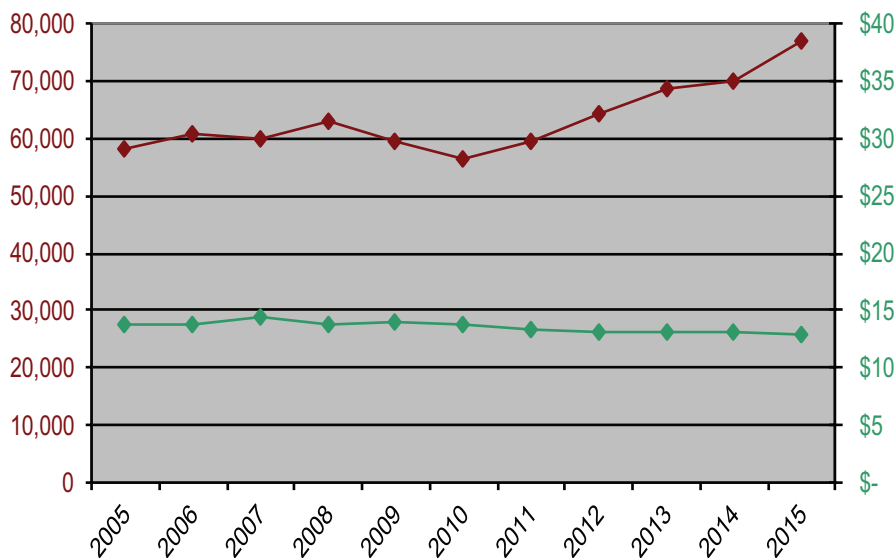
Historical Figure 13. Employment and adjusted hourly mean wage 2005-2015 Food Preparation & Serving-Related Occupations



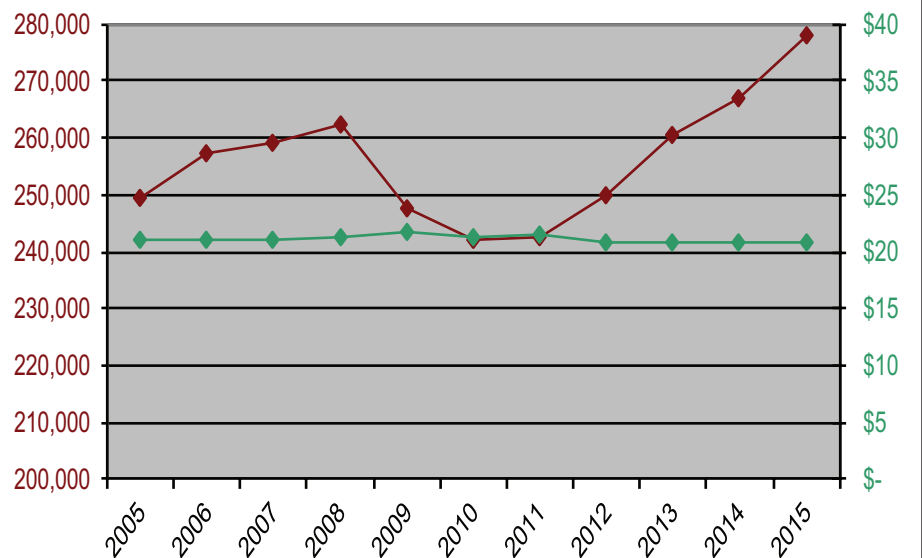
Historical Figure 14. Employment and adjusted hourly mean wage 2005-2015 Building & Grounds Cleaning & Maintenance Occupations



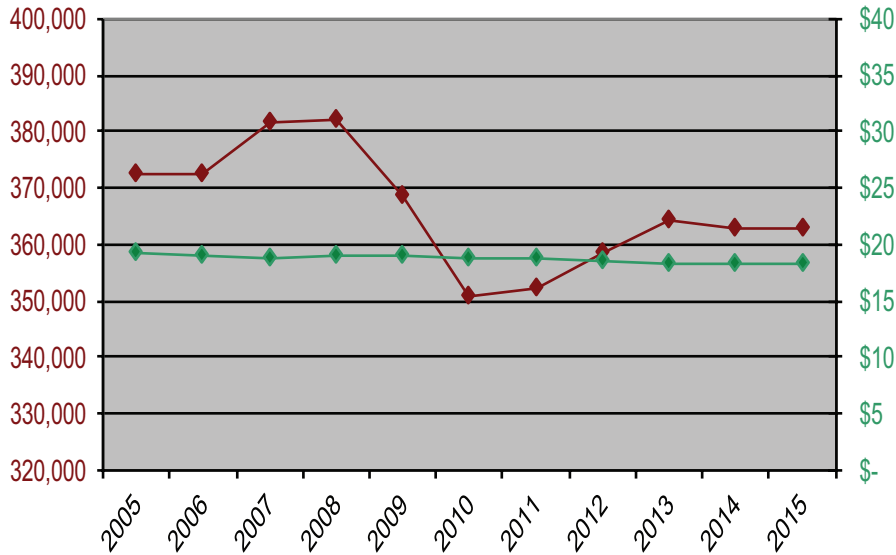
Historical Figure 15. Employment and adjusted hourly mean wage 2005-2015 Personal Care & Service Occupations



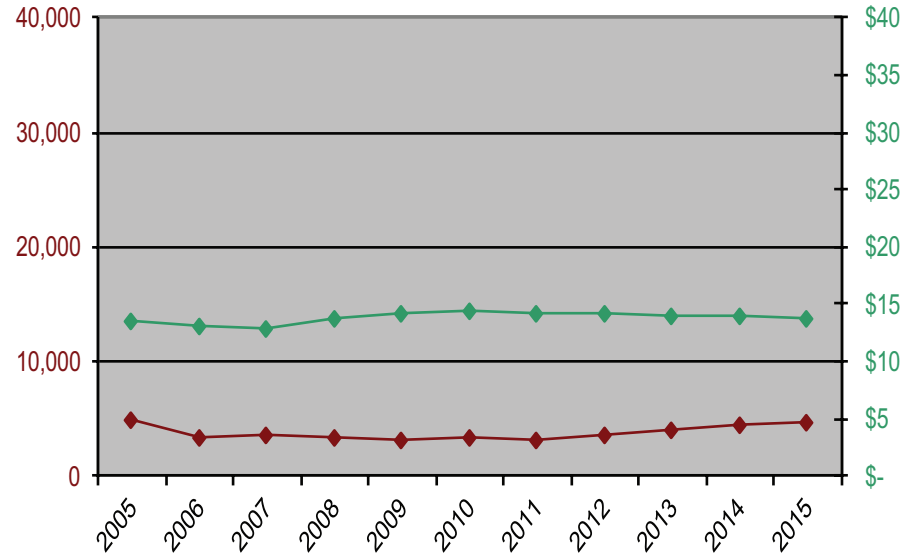
Historical Figure 16. Employment and adjusted hourly mean wage 2005-2015 Sales & Related Occupations



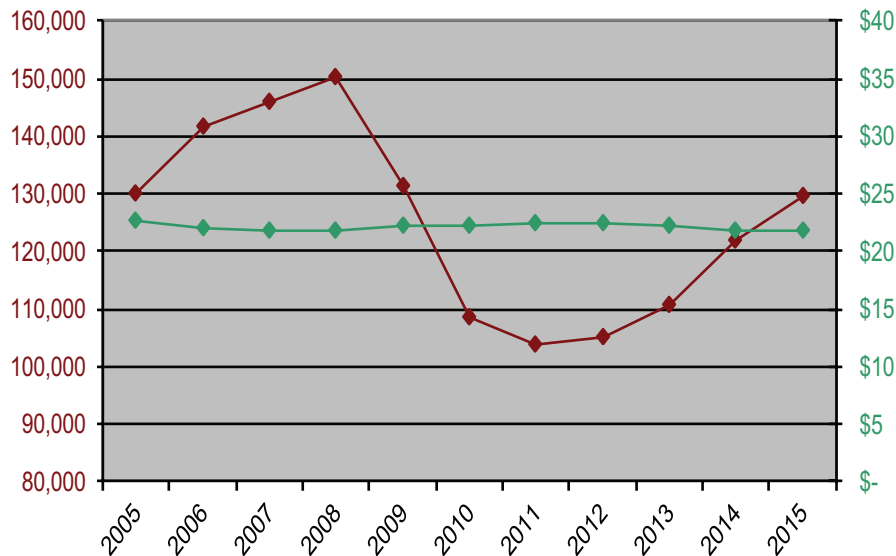
Historical Figure 17. Employment and adjusted hourly mean wage 2005-2015 Office & Administrative Support Occupations



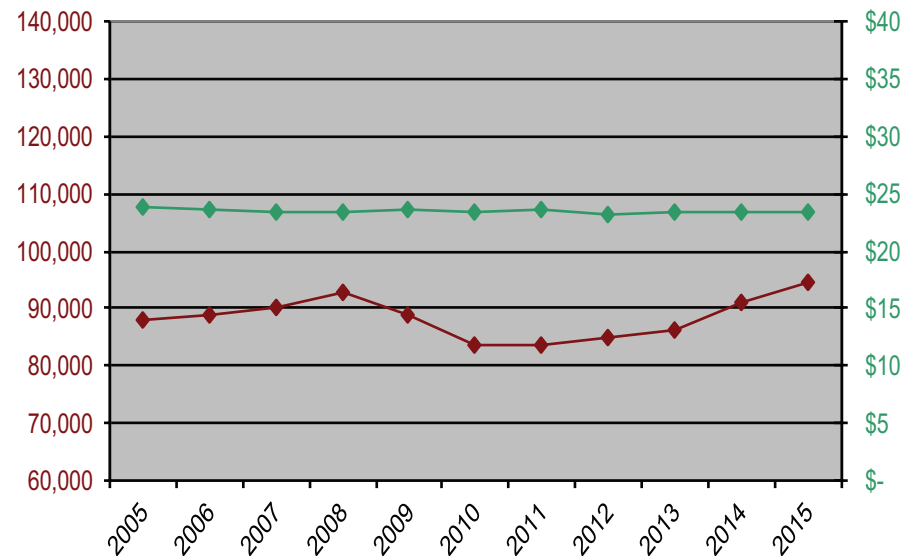
Historical Figure 18. Employment and adjusted hourly mean wage 2005-2015 Farming, Fishing, & Forestry Occupations



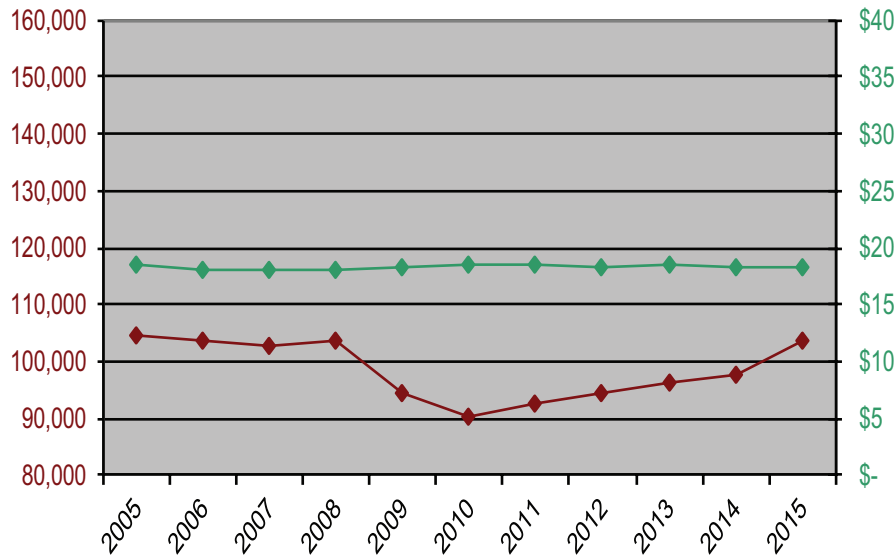
Historical Figure 19. Employment and adjusted hourly mean wage 2005-2015 Construction & Extraction Occupations



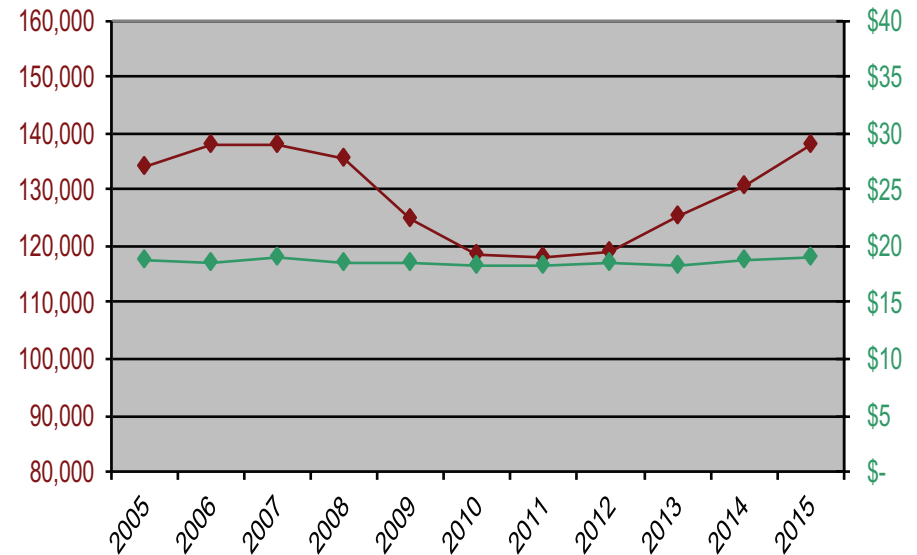
Historical Figure 20. Employment and adjusted hourly mean wage 2005-2015 Installation, Maintenance, & Repair Occupations



Historical Figure 21. Employment and adjusted hourly mean wage  
2005-2015 Production Occupations



Historical Figure 22. Employment and adjusted hourly mean wage  
2005-2015 Transportation & Material Moving Occupations



## Historical Employment Gains and Losses

The 2015 Colorado OES estimates indicate an overall employment increase of 299,960 compared to the 2005 estimates. It is important to note that this increase was not a linear trend. Table 3 shows that total covered employment in Colorado rose from 2,151,520 in 2005 to 2,302,340 in 2008, decreased to 2,157,690 in 2010, and then recovered to an all-time high of 2,451,480 in 2015.

When comparing 2015 employment with that in 2005, the **business and financial operations** category showed the largest absolute employment increase of any group with a net gain of 59,170 (+55.0 percent), followed by **food preparation and serving-related** (+40,910, +21.0 percent) and **healthcare practitioners and technical**

occupations (+34,470, +35.9 percent) (table 4a). The largest percentage increase was seen for **business and financial operations** at +55.0 percent (+59,170) followed by **healthcare support** at +51.5 percent (+20,510). Only four occupational groups lost employment over the same period, with **office and administrative support** at 9,500 losses (-2.6 percent) followed by **production** with a loss of 790 jobs (-0.8 percent), **construction and extraction** (-460, -0.4 percent), and **farming, fishing, and forestry** (-90, -1.8 percent).

## Historical Wage and Employment Changes

There is no obvious relationship between overall wage changes and employment changes during 2005-2015. Occupational groups that increased salary over the time period were not necessarily

those with increases in employment. Comparison of adjusted wage and employment changes for all major occupational groups over the 10-year period yielded no relationship (correlation coefficient of -0.21).

Within major occupational groups, negative correlations between employment change and wage change were observed for **protective service** (-0.83), **personal care and service** (-0.75), **production** (-0.72), and **life, physical, and social science** (-0.71), and **sales and related** occupations (-0.58). Positive correlations were observed for **healthcare practitioners and technical** (0.75), **legal** (0.68), and **transportation and material moving** occupations (0.65) (tables 4a and 4b and historical figures 1-22).

## Top 20 Occupations by Employment

The group of 20 occupations that employ the largest number of workers is the same as that seen in previous years, with only some minor changes in ranking. **Cashiers, registered nurses, and laborers and freight, stock, and material movers, hand** each moved up one place to supplant **secretaries**

**and administrative assistants, customer service representatives, and sales representatives, wholesale and manufacturing, respectively. Office clerks, general** moved up three places to 10, while **cooks, restaurant** moved up two places to 16. **Software developers, applications** remained in 20th place.

**Table 5. Top 20 Occupations by Employment (Colorado, May 2015)**

SOC Occupational Title	Employment	Average Hourly Wage	Median Hourly Wage	Average Annual Wage	Median Annual Wage	Rank last year
Retail salespersons	81,470	\$13.63	\$11.05	\$28,361	\$22,987	1
Combined food preparation and serving workers, including fast food	64,510	\$9.85	\$9.13	\$20,478	\$18,997	2
Cashiers	56,160	\$10.75	\$9.64	\$22,366	\$20,052	4
Secretaries and administrative assistants, except legal, medical,	55,660	\$17.64	\$17.14	\$36,693	\$35,651	3
Waiters and waitresses	50,820	\$10.58	\$9.02	\$21,997	\$18,757	5
Registered nurses	45,760	\$33.65	\$32.95	\$69,995	\$68,542	7
Customer service representatives	43,810	\$16.74	\$15.86	\$34,829	\$32,998	6
Business operations specialists, all other	41,540	\$37.71	\$35.21	\$78,435	\$73,230	8
General and operations managers	40,520	\$60.97	\$50.27	\$126,828	\$104,557	9
Office clerks, general	38,450	\$18.16	\$16.86	\$37,782	\$35,075	13
Janitors and cleaners, except maids and housekeeping cleaners	34,820	\$12.34	\$11.48	\$25,676	\$23,878	10
Accountants and auditors	33,830	\$35.91	\$32.51	\$74,699	\$67,631	11
Stock clerks and order fillers	31,520	\$13.61	\$12.27	\$28,301	\$25,524	12
Laborers and freight, stock, and material movers, hand	31,080	\$13.64	\$12.65	\$28,379	\$26,319	15
Sales representatives, wholesale and manufacturing, except technical and scientific products	28,780	\$33.85	\$27.80	\$70,415	\$57,831	14
Cooks, restaurant	28,210	\$11.95	\$11.31	\$24,863	\$23,526	18
Bookkeeping, accounting, and auditing clerks	27,870	\$18.54	\$17.80	\$38,562	\$37,017	16
Elementary school teachers, except special education	25,960			\$50,332	\$48,134	19
Heavy and tractor-trailer truck drivers	25,350	\$21.89	\$21.33	\$45,529	\$44,371	17
Software developers, applications	23,610	\$50.22	\$49.13	\$104,452	\$102,195	20

## Top 20 Occupations by Wage

Health professions such as **orthodontists**, **anesthesiologists**, and **surgeons** dominate the 20 occupations that earn the highest wages, taking 12 of the top 14 slots. **Pediatricians** moved up five places to number 7, while **internists**

dropped eight places to number 12. **Actuaries** entered the list at number 18, while **nurse anesthetists** dropped off in 2015.

*Table 6. Top 20 Occupations by Wage (Colorado, May 2015)*

SOC Occupational Title	Employment	Average Hourly Wage	Median Hourly Wage	Average Annual Wage	Median Annual Wage	Rank last year
Orthodontists	NA	\$135.32	NA	\$281,473	NA	2
Anesthesiologists	260	\$128.23	NA	\$266,712	NA	6
Oral and maxillofacial surgeons	50	\$126.14	NA	\$262,380	NA	1
Surgeons	1,140	\$120.41	NA	\$250,460	NA	3
Physicians and surgeons, all other	2,500	\$112.34	NA	\$233,660	NA	7
Dentists, all other specialists	NA	\$110.44	NA	\$229,721	NA	5
Pediatricians, general	450	\$99.98	NA	\$207,952	NA	12
Psychiatrists	450	\$98.60	NA	\$205,094	NA	8
Family and general practitioners	2,680	\$97.49	NA	\$202,783	NA	11
Chief executives	1,030	\$95.78	\$90.91	\$199,226	\$189,092	9
Obstetricians and gynecologists	330	\$95.66	NA	\$198,970	NA	10
Internists, general	440	\$92.86	\$90.80	\$193,143	\$188,869	4
Airline pilots, copilots, and flight engineers	3,070	NA	NA	\$180,892	\$163,221	20
Dentists, general	1,920	\$85.92	\$76.07	\$178,708	\$158,229	14
Architectural and engineering managers	3,640	\$77.20	\$71.89	\$160,570	\$149,529	15
Computer and information systems managers	6,360	\$75.99	\$70.42	\$158,069	\$146,478	17
Petroleum engineers	2,050	\$75.24	\$66.62	\$156,496	\$138,571	16
Actuaries	370	\$74.62	\$63.62	\$155,218	\$132,334	--
Financial managers	5,520	\$73.55	\$65.86	\$152,974	\$136,982	18
Marketing managers	2,750	\$70.31	\$65.38	\$146,251	\$135,990	19

## Bottom 20 Occupations by Wage

Among occupations with at least 1,000 workers statewide, those with the lowest average hourly wages are dominated by occupations in the food preparation and serving-related group: **dining room and cafeteria attendants, combined food preparation and serving workers, dishwashers, fast food cooks, waiters**

**and waitresses, and hosts and hostesses** are all found in the ten lowest-earning occupations. **Food preparation and serving related workers, all other** moved up six places to number 7 while **counter attendants** dropped nine places to number 17. **Parking lot attendants** and **packers and packagers, hand** dropped off the list and **food servers, nonrestaurant** and **cleaners of vehicles and equipment** entered at positions 19 and 20, respectively.

**Table 7. Bottom 20 Occupations\* by Wage (Colorado, May 2015)**

SOC Occupational Title	Employment	Average Hourly Wage	Median Hourly Wage	Average Annual Wage	Median Annual Wage	Rank last year
Ushers, lobby attendants, and ticket takers	2,760	\$ 9.61	\$ 9.17	\$ 19,981	\$ 19,079	3
Dining room and cafeteria attendants and bartender helpers	7,210	\$ 9.73	\$ 9.05	\$ 20,242	\$ 18,820	2
Combined food preparation and serving workers, including fast food	64,510	\$ 9.85	\$ 9.13	\$ 20,478	\$ 18,997	4
Gaming dealers	1,250	\$ 9.85	\$ 8.96	\$ 20,486	\$ 18,633	1
Cooks, fast food	6,620	\$ 9.95	\$ 9.27	\$ 20,692	\$ 19,288	6
Dishwashers	7,680	\$ 10.10	\$ 9.62	\$ 21,002	\$ 20,008	5
Food preparation and serving related workers, all other	1,300	\$ 10.19	\$ 9.35	\$ 21,193	\$ 19,441	13
Amusement and recreation attendants	6,680	\$ 10.24	\$ 9.21	\$ 21,305	\$ 19,162	7
Lifeguards, ski patrol, and other recreational protective service workers	4,460	\$ 10.27	\$ 9.33	\$ 21,355	\$ 19,401	11
Hosts and hostesses, restaurant, lounge, and coffee shop	9,360	\$ 10.35	\$ 9.34	\$ 21,528	\$ 19,426	10
Waiters and waitresses	50,820	\$ 10.58	\$ 9.02	\$ 21,997	\$ 18,757	9
Personal care aides	21,080	\$ 10.63	\$ 10.39	\$ 22,106	\$ 21,609	12
Nonfarm animal caretakers	4,290	\$ 10.64	\$ 9.68	\$ 22,133	\$ 20,124	18
Cashiers	56,160	\$ 10.75	\$ 9.64	\$ 22,366	\$ 20,052	16
Maids and housekeeping cleaners	17,400	\$ 10.76	\$ 10.12	\$ 22,371	\$ 21,059	14
Food preparation workers	11,210	\$ 10.83	\$ 9.96	\$ 22,526	\$ 20,709	20
Counter attendants, cafeteria, food concession, and coffee shop	3,310	\$ 10.85	\$ 9.96	\$ 22,564	\$ 20,725	8
Laundry and dry-cleaning workers	3,310	\$ 10.87	\$ 10.14	\$ 22,612	\$ 21,082	17
Food servers, nonrestaurant	7,470	\$ 10.96	\$ 10.21	\$ 22,797	\$ 21,246	--
Cleaners of vehicles and equipment	5,440	\$ 11.12	\$ 10.31	\$ 23,134	\$ 21,455	--

\*Occupations with estimated employment of 1000 or more.

## Percentile Hourly Wages by Major Occupational and Industry Groups

Tables 8a and 8b and Figures 4a and 4b show percentile hourly wage distributions in occupational and industry groups. In addition to the professional occupational groups, **installation, maintenance, and repair; protective service; and construction and extraction** workers all had median wages higher than the overall median of \$18.65.

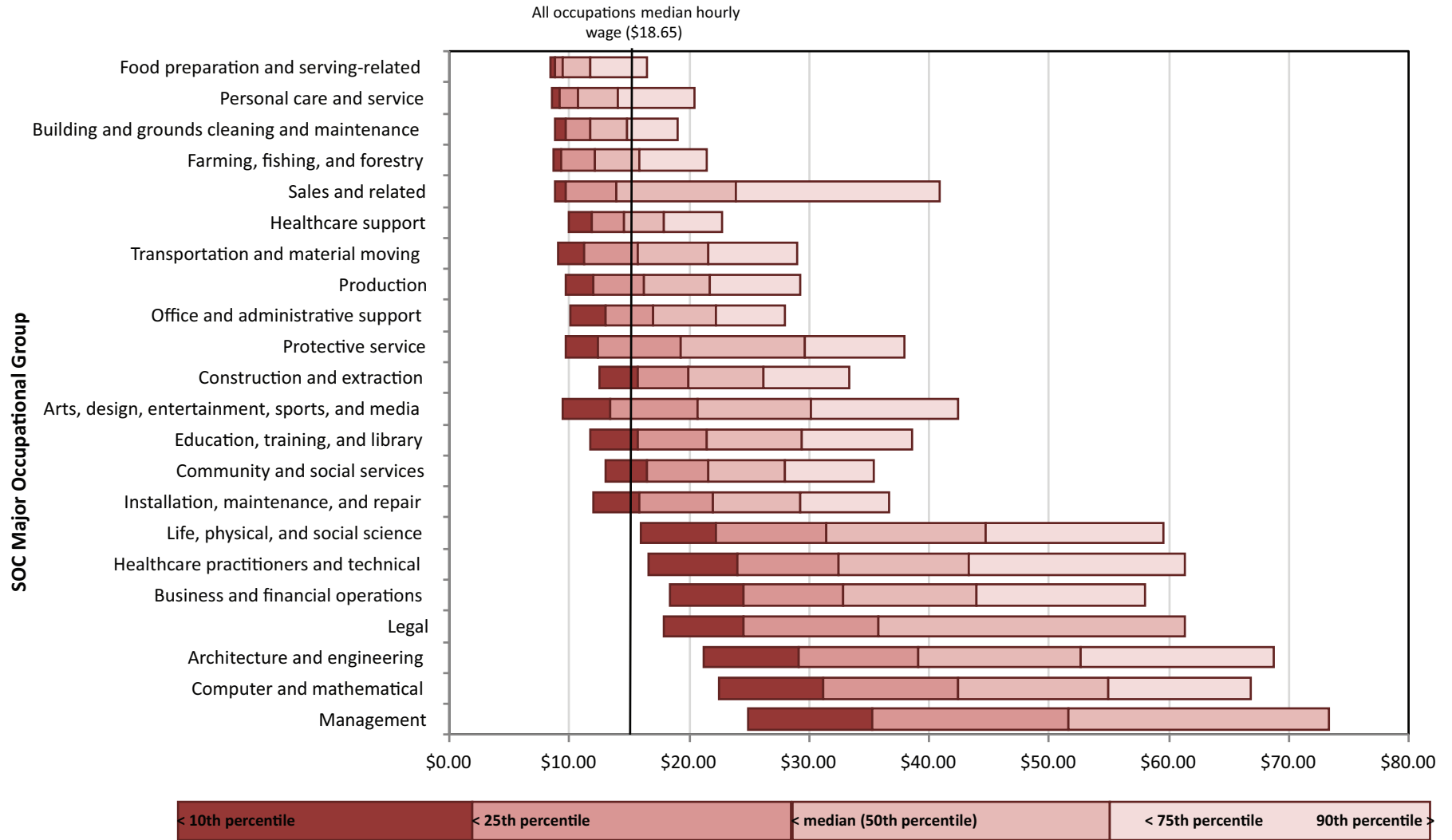
As expected, the **utilities** sector had the highest median wage among industry groups, followed by **management of companies and enterprises, information, and professional, scientific, and technical services**. Median wages were lower than the overall figure for workers in **accommodation and food services; retail trade; arts, entertainment, and recreation; agriculture, forestry, fishing, and hunting; administrative and support & waste management and remediation services; other services; and real estate and rental and leasing**.

**Table 8a: Percentile Hourly Wages by Major Occupational Groups (Colorado, May 2015)**

Major Occupational Group	Employment	Hourly Wage				
		10 <sup>th</sup> Percentile	25 <sup>th</sup> Percentile	50 <sup>th</sup> Percentile (Median)	75 <sup>th</sup> Percentile	90 <sup>th</sup> Percentile
Management	108,200	\$24.92	\$35.31	\$51.63	\$73.30	
Computer and mathematical	97,840	\$22.55	\$31.24	\$42.47	\$54.94	\$66.85
Architecture and engineering	61,170	\$21.17	\$29.09	\$39.07	\$52.64	\$68.77
Legal	21,610	\$17.94	\$24.49	\$35.83	\$61.34	
Business and financial operations	166,760	\$18.41	\$24.49	\$32.87	\$43.99	\$57.94
Healthcare practitioners and technical	130,580	\$16.56	\$24.03	\$32.45	\$43.29	\$61.26
Life, physical, and social science	29,600	\$15.98	\$22.28	\$31.48	\$44.68	\$59.52
Installation, maintenance, and repair	94,720	\$12.05	\$15.87	\$21.95	\$29.26	\$36.65
Community and social services	33,410	\$12.98	\$16.49	\$21.57	\$28.04	\$35.33
Education, training, and library	143,360	\$11.71	\$15.68	\$21.47	\$29.42	\$38.60
Arts, design, entertainment, sports, and media	38,610	\$9.40	\$13.38	\$20.70	\$30.15	\$42.38
Construction and extraction	129,730	\$12.56	\$15.72	\$19.99	\$26.19	\$33.33
Protective service	54,260	\$9.73	\$12.38	\$19.34	\$29.61	\$37.97
Office and administrative support	363,030	\$10.16	\$13.00	\$17.00	\$22.19	\$27.99
Production	103,700	\$9.70	\$12.01	\$16.19	\$21.73	\$29.25
Transportation and material moving	137,780	\$9.12	\$11.19	\$15.70	\$21.64	\$28.95
Healthcare support	60,360	\$9.99	\$11.91	\$14.54	\$17.95	\$22.79
Sales and related	277,910	\$8.77	\$9.75	\$13.97	\$23.95	\$40.93
Farming, fishing, and forestry	4,820	\$8.65	\$9.29	\$12.08	\$15.90	\$21.52
Building and grounds cleaning and maintenance	80,880	\$8.78	\$9.66	\$11.74	\$14.78	\$19.05
Personal care and service	76,980	\$8.61	\$9.18	\$10.80	\$14.09	\$20.47
Food preparation and serving-related	236,170	\$8.46	\$8.80	\$9.41	\$11.80	\$16.50



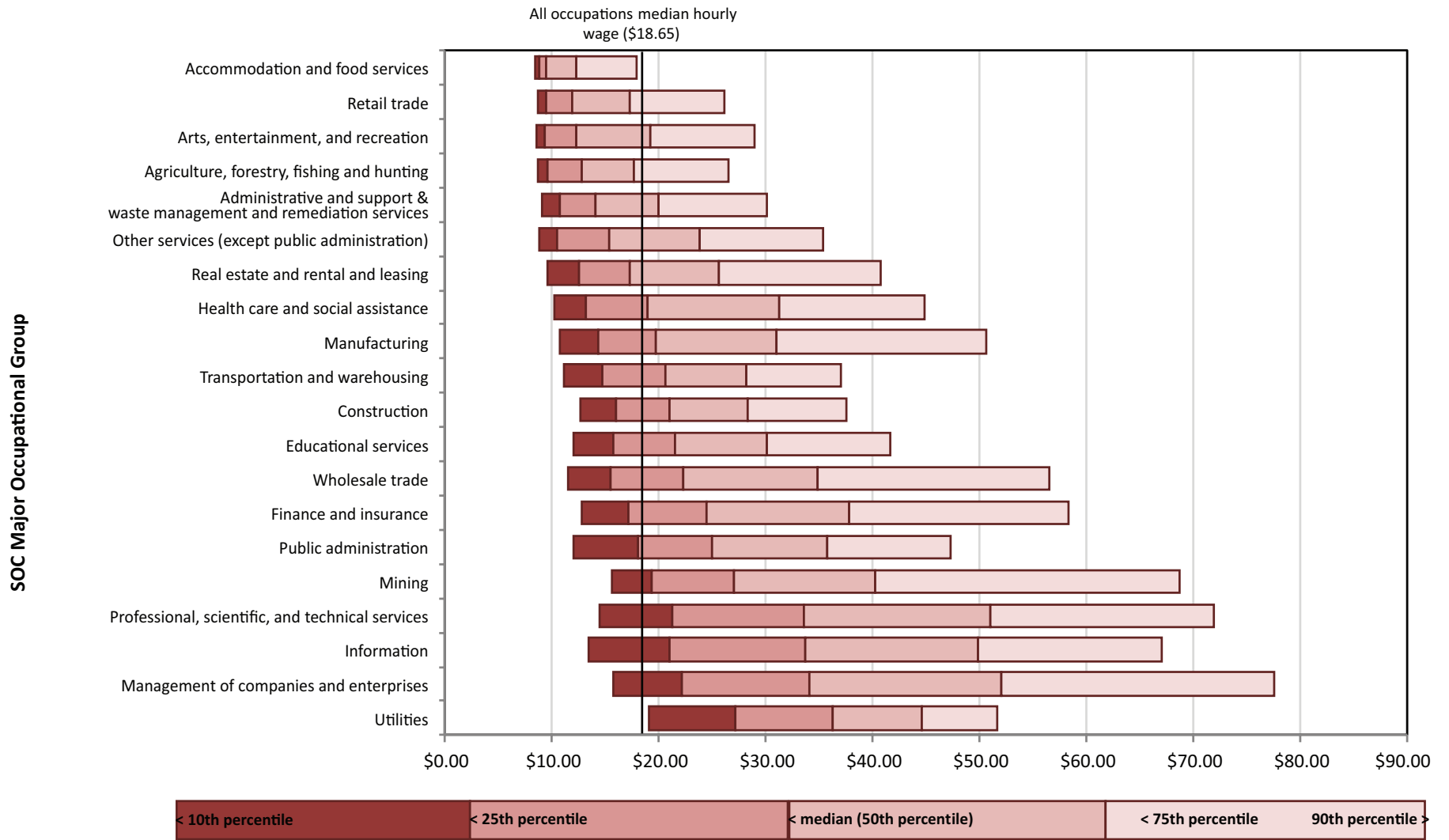
Figure 4a. Hourly Wage Percentiles by Major Occupational Group, Colorado 2015



**Table 8b: Percentile Hourly Wages by Major Industry Groups (Colorado, May 2015)**

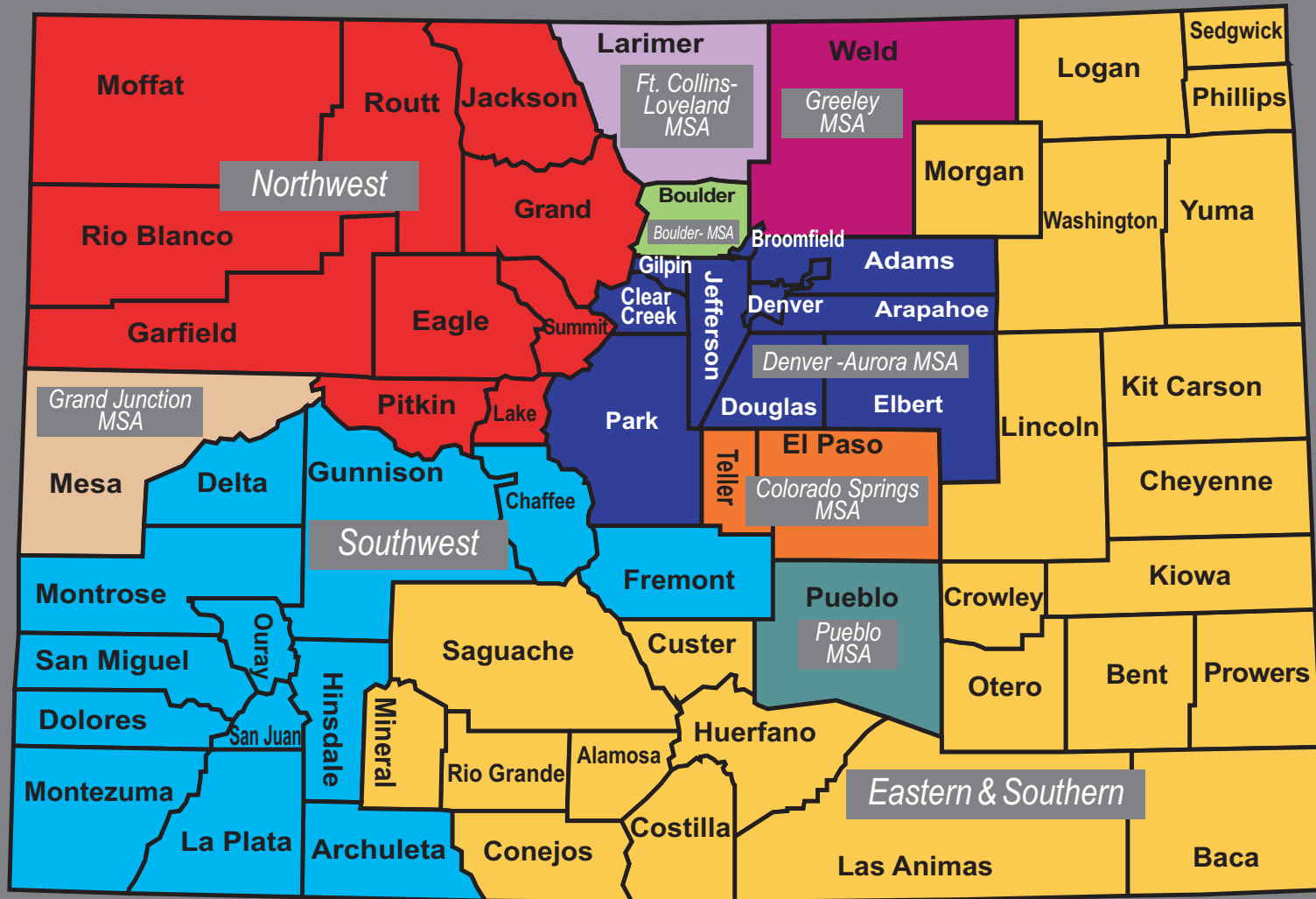
NAICS Sector	Employment	Hourly Wage				
		10 <sup>th</sup> Percentile	25 <sup>th</sup> Percentile	50 <sup>th</sup> Percentile (Median)	75 <sup>th</sup> Percentile	90 <sup>th</sup> Percentile
Utilities	8,170	\$19.12	\$27.19	\$36.33	\$44.58	\$51.67
Management of companies and enterprises	36,460	\$15.81	\$22.20	\$34.16	\$52.03	\$77.65
Information	69,390	\$13.47	\$21.08	\$33.80	\$49.88	\$67.04
Professional, scientific, and technical services	202,090	\$14.51	\$21.34	\$33.66	\$51.05	\$71.90
Mining	34,510	\$15.61	\$19.35	\$27.10	\$40.32	\$68.71
Public administration	178,790	\$12.09	\$18.15	\$25.07	\$35.78	\$47.38
Finance and insurance	104,700	\$12.78	\$17.23	\$24.52	\$37.90	\$58.31
Wholesale trade	101,600	\$11.49	\$15.49	\$22.29	\$34.91	\$56.60
Educational services	215,620	\$12.06	\$15.83	\$21.61	\$30.19	\$41.66
Construction	146,280	\$12.74	\$16.04	\$21.03	\$28.36	\$37.62
Transportation and warehousing	79,590	\$11.18	\$14.80	\$20.70	\$28.25	\$37.04
Manufacturing	138,960	\$10.75	\$14.38	\$19.81	\$31.03	\$50.65
Health care and social assistance	295,510	\$10.28	\$13.21	\$19.03	\$31.31	\$44.95
Real estate and rental and leasing	45,320	\$9.59	\$12.52	\$17.35	\$25.71	\$40.79
Other services (except public administration)	69,990	\$8.90	\$10.50	\$15.37	\$23.92	\$35.39
Administrative and support and waste management and remediation services	159,450	\$9.17	\$10.79	\$14.07	\$19.97	\$30.11
Agriculture, forestry, fishing and hunting	2,890	\$8.77	\$9.59	\$12.82	\$17.73	\$26.62
Arts, entertainment, and recreation	46,170	\$8.66	\$9.32	\$12.31	\$19.24	\$28.97
Retail trade	262,810	\$8.71	\$9.44	\$11.91	\$17.28	\$26.16
Accommodation and food services	253,190	\$8.47	\$8.84	\$9.51	\$12.30	\$17.98

**Figure 4b. Hourly Wage Percentiles by Industry Sector, Colorado 2015**



May 2015 OES Data Estimating Area and Component Counties

# Colorado — Occupational Employment Statistics (OES) Regions



MSA — Metropolitan Statistical Area  
population 50,000+ or defined *urbanized* by US Census

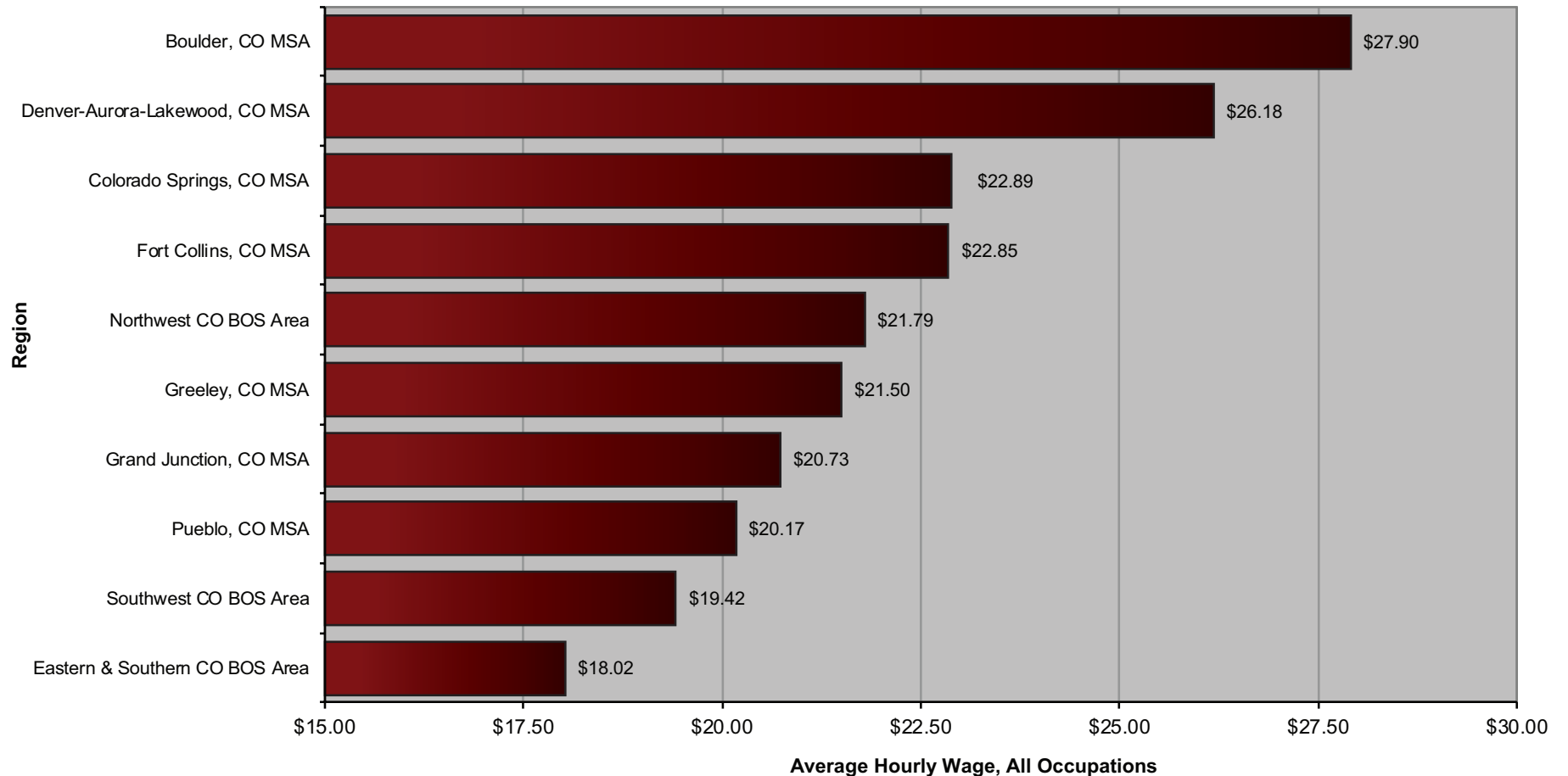
Colorado Department of Labor & Employment  
Labor Market Information

## Regional Employment and Wages

The Denver-Aurora Metropolitan Statistical Area (MSA), with more than five times the employment of any other region of the State, ranks second in terms of both average and median wages (table 9 and figure 5). The Boulder MSA, third largest in terms of employment, ranks first, while the Eastern and Southern Colorado Balance of State (BOS) Area, with the eighth-highest employment, ranks last in wages. Denver and Boulder both have average and median wages higher than the statewide average and median.

Part of the fallout from nationwide changes to MSAs in 2005, which were occasioned by the 2000 census, was that the Colorado BOS Area known as Central Colorado was reduced from seven to three counties (three of its original counties were appropriated by the Denver MSA and one by the Colorado Springs MSA). This meant fewer employment and wage estimates in that area due to its small size. In 2013, when states were given the opportunity to redesign their BOS areas, Colorado chose to re-combine counties into a more efficient configuration. Colorado now has three, rather than four, BOS areas: Eastern and Southern Colorado, Southwest Colorado, and Northwest Colorado. (Regional definitions can be found in the **Technical Notes and Methodology** section and on the map on page 18.)

**Figure 5. Average Hourly Wage by Region (Colorado, May 2015)**



**Table 9. Hourly and Annual Wages by Region (Colorado, May 2015)**

Metropolitan Statistical Area (MSA) or Balance of State (BOS) Area	Employment	Average Hourly Wage	Median Hourly Wage	Entry* Hourly Wage	Experienced* Hourly Wage	Average Annual Wage	Median Annual Wage	Entry* Annual Wage	Experienced* Annual Wage
Boulder, CO MSA	171,410	\$27.90	\$21.33	\$11.57	\$36.07	\$58,041	\$44,373	\$24,065	\$75,029
Denver-Aurora-Lakewood, CO MSA	1,374,280	\$26.18	\$19.83	\$10.81	\$33.86	\$54,454	\$41,245	\$22,488	\$70,436
Northwest CO BOS Area	115,640	\$21.79	\$17.78	\$11.14	\$27.11	\$45,313	\$36,982	\$23,181	\$56,379
Greeley, CO MSA	99,490	\$21.50	\$17.70	\$10.74	\$26.87	\$44,713	\$36,826	\$22,344	\$55,898
Fort Collins, CO MSA	145,440	\$22.85	\$17.65	\$10.36	\$29.09	\$47,520	\$36,703	\$21,543	\$60,508
Colorado Springs, CO MSA	260,880	\$22.89	\$17.31	\$10.24	\$29.21	\$47,604	\$36,007	\$21,291	\$60,761
Grand Junction, CO MSA	59,140	\$20.73	\$16.37	\$10.05	\$26.07	\$43,109	\$34,042	\$20,895	\$54,215
Pueblo, CO MSA	57,530	\$20.17	\$16.23	\$9.55	\$25.48	\$41,950	\$33,751	\$19,869	\$52,990
Southwest CO BOS Area	93,570	\$19.42	\$16.09	\$10.00	\$24.13	\$40,386	\$33,463	\$20,797	\$50,181
Eastern & Southern CO BOS Area	67,400	\$18.02	\$14.67	\$9.60	\$22.23	\$37,479	\$30,513	\$19,959	\$46,239

\* OES does not collect information on whether an individual wage is entry or experienced level. The estimate of an "entry" wage is the mean of the lower one-third and the estimate of an "experienced" wage is the mean of the upper two-thirds of the wage distribution.

## Regional Employment and Wages in Major Occupational Groups

Tables 10a and 10b show employment and average hourly wages for the major occupational groups in each of the seven MSAs and four BOS areas.

The amount of variability in wages between regions is highest for occupations in the **management, legal, computer and mathematical, architecture and**

**engineering, and life, physical, and social science** groups. With some exceptions, these groups tend to have higher wages in the Boulder, Denver, and Colorado Springs MSAs and lower wages in the Grand Junction and Greeley MSAs and in the Eastern and Southern Colorado BOS area. Occupational groups showing relatively little variation by region include **food preparation and serving-related, building and grounds maintenance and cleaning, and construction and extraction.**

**Table 10a. Employment by Region for Major Occupational Groups (Colorado, May 2015)**

Major Occupational Group	Employment									
	Boulder MSA	Colorado Springs MSA	Denver-Aurora-Lakewood MSA	Fort Collins-Loveland MSA	Grand Junction MSA	Greeley MSA	Pueblo MSA	Eastern & Southern Colorado	Southwest Colorado	Northwest Colorado
All occupations	171,410	260,880	1,374,280	145,440	59,140	99,490	57,530	67,400	93,570	115,640
Management	8,860	10,470	65,770	5,640	1,970	3,070	1,800	2,320	3,120	4,790
Business and financial operations	12,210	16,450	111,080	7,560	2,450	3,810	2,130	2,360	3,410	4,820
Computer and mathematical	11,480	13,260	63,100	5,190	590	870	720	470	770	990
Architecture and engineering	7,110	7,280	36,740	4,160	830	1,690	900	330	770	1,330
Life, physical, and social science	6,030	1,540	14,500	2,760	640	590	460	660	1,190	1,160
Community and social services	2,140	4,450	16,480	2,200	1,320	1,110	1,180	1,790	1,460	1,280
Legal	1,300	1,430	15,660	660	380	420	220	300	500	720
Education, training, and library	12,300	17,840	72,830	10,350	3,190	6,710	3,480	5,480	5,840	5,320
Arts, design, entertainment, sports, and media	4,120	4,280	20,710	1,990	640	810	480	460	1,220	3,330
Healthcare practitioners and technical	8,860	14,770	72,500	8,050	4,370	4,130	4,850	3,700	4,660	4,650
Healthcare support	3,360	6,620	33,610	3,450	1,880	2,030	3,210	2,170	2,410	1,640
Protective service	2,050	6,100	28,340	2,520	1,230	2,040	1,940	3,270	4,080	2,650
Food preparation and serving-related	17,500	26,370	122,870	16,470	6,290	7,730	5,960	6,070	11,260	15,650
Building and grounds cleaning and maintenance	4,140	8,820	41,980	4,640	1,660	2,800	1,770	2,570	3,730	8,330
Personal care and service	4,930	7,820	44,510	4,130	1,810	2,110	1,710	1,790	3,900	4,270
Sales and related	17,850	32,030	155,440	16,890	7,980	9,460	6,850	6,410	10,880	13,690
Office and administrative support	23,060	40,290	206,720	21,840	8,780	13,120	9,110	10,050	14,370	15,120
Farming, fishing, and forestry	NA	410	1,600	260	40	520	30	1,220	160	250
Construction and extraction	3,890	10,950	64,880	7,620	4,210	12,270	2,500	3,700	7,460	11,770
Installation, maintenance, and repair	4,170	9,960	50,910	5,490	2,960	4,500	2,320	3,560	4,700	5,450
Production	9,570	8,950	51,110	7,160	2,310	10,160	3,090	4,560	3,630	2,590
Transportation and material moving	6,160	10,800	82,930	6,380	3,620	9,530	2,830	4,150	4,060	5,860

**Table 10b. Average Hourly Wage by Region for Major Occupational Groups (Colorado, May 2015)**

Major Occupational Group	Average Hourly Wage									
	Boulder MSA	Colorado Springs MSA	Denver-Aurora-Broomfield MSA	Fort Collins-Loveland MSA	Grand Junction MSA	Greeley MSA	Pueblo MSA	Eastern & Southern Colorado	Western Colorado	North Central Colorado
All occupations	\$27.90	\$22.89	\$26.18	\$22.85	\$20.73	\$21.50	\$20.17	\$18.02	\$19.42	\$21.79
Management	\$62.20	\$54.05	\$63.38	\$52.89	\$46.53	\$55.39	\$47.88	\$37.01	\$38.64	\$46.61
Business and financial operations	\$37.18	\$34.58	\$37.54	\$33.02	\$30.90	\$32.78	\$30.86	\$27.91	\$32.55	\$33.09
Computer and mathematical	\$44.70	\$42.47	\$44.42	\$41.63	\$33.69	\$33.35	\$31.89	\$28.73	\$32.80	\$42.27
Architecture and engineering	\$47.17	\$39.14	\$43.14	\$42.99	\$35.21	\$41.70	\$39.42	\$40.56	\$34.44	\$35.62
Life, physical, and social science	\$39.45	\$32.53	\$36.81	\$31.94	\$30.93	\$29.44	\$32.45	\$26.66	\$27.45	\$29.69
Community and social services	\$23.22	\$24.00	\$23.29	\$22.58	\$20.45	\$22.83	\$22.87	\$18.83	\$22.51	\$22.21
Legal	\$43.17	\$44.45	\$51.33	\$48.47	\$34.41	\$35.81	\$36.62	\$34.51	\$40.55	\$35.55
Education, training, and library	\$28.47	\$21.03	\$26.82	\$23.39	\$21.46	\$21.42	\$21.86	\$18.34	\$20.20	\$23.08
Arts, design, entertainment, sports, and media	\$26.14	\$22.74	\$25.96	\$21.10	\$18.73	\$20.49	\$20.35	\$15.99	\$19.64	\$18.89
Healthcare practitioners and technical	\$39.21	\$36.88	\$38.82	\$37.97	\$37.99	\$39.79	\$35.77	\$30.82	\$33.14	\$39.94
Healthcare support	\$16.76	\$14.51	\$16.27	\$15.18	\$13.86	\$14.50	\$13.87	\$13.09	\$13.88	\$18.04
Protective service	\$23.99	\$20.71	\$21.90	\$23.61	\$20.70	\$21.91	\$22.58	\$18.94	\$22.37	\$21.56
Food preparation and serving-related	\$11.96	\$10.68	\$11.13	\$11.30	\$10.46	\$10.50	\$10.14	\$10.57	\$11.22	\$13.12
Building and grounds cleaning and maintenance	\$13.91	\$12.43	\$12.98	\$13.50	\$12.94	\$12.44	\$12.35	\$11.56	\$13.09	\$14.67
Personal care and service	\$15.36	\$12.44	\$12.61	\$12.67	\$11.12	\$12.32	\$10.81	\$11.21	\$12.73	\$15.10
Sales and related	\$24.01	\$18.68	\$22.11	\$18.26	\$17.88	\$19.65	\$14.77	\$14.59	\$15.10	\$19.05
Office and administrative support	\$18.74	\$16.87	\$19.01	\$17.25	\$16.41	\$16.50	\$15.84	\$15.46	\$16.40	\$18.48
Farming, fishing, and forestry	\$12.81	\$14.94	\$13.17	\$13.70	\$15.05	\$15.29	\$16.88	\$12.80	\$15.40	\$16.28
Construction and extraction	\$21.12	\$20.52	\$22.12	\$21.08	\$21.48	\$21.00	\$19.60	\$19.94	\$21.65	\$22.34
Installation, maintenance, and repair	\$23.19	\$21.46	\$23.95	\$22.81	\$22.34	\$23.05	\$21.26	\$20.28	\$21.96	\$23.93
Production	\$18.24	\$16.90	\$17.71	\$18.48	\$16.82	\$18.58	\$19.63	\$16.24	\$18.12	\$22.46
Transportation and material moving	\$18.36	\$15.25	\$19.74	\$15.53	\$16.91	\$19.35	\$16.39	\$15.17	\$16.88	\$19.07



Table 11: Comparing Occupational Wages by Areas (Colorado, May 2015)

Your Job Category	Where You Work	Average Wage		Your Job Category	Where You Work	Average Wage	
		Hourly	Annual			Hourly	Annual
Management Occupations	Denver-Aurora-Lakewood, CO	\$63.38	\$131,823.00	Computer & Mathematical Occupations	Boulder, CO	\$44.70	\$92,978.00
	Boulder, CO	\$62.20	\$129,380.00		Denver-Aurora-Lakewood, CO	\$44.42	\$92,398.00
	<b>Colorado</b>	<b>\$59.02</b>	<b>\$122,764.00</b>		<b>Colorado</b>	<b>\$43.60</b>	<b>\$90,688.00</b>
	Greeley, CO	\$55.39	\$115,211.00		Colorado Springs, CO	\$42.47	\$88,341.00
	Colorado Springs, CO	\$54.05	\$112,422.00		Northwest CO BOS	\$42.27	\$87,929.00
	Fort Collins, CO	\$52.89	\$110,015.00		Fort Collins, CO	\$41.63	\$86,592.00
	Pueblo, CO	\$47.88	\$99,596.00		Grand Junction, CO	\$33.69	\$70,071.00
	Northwest CO BOS	\$46.61	\$96,958.00		Greeley, CO	\$33.35	\$69,372.00
	Grand Junction, CO	\$46.53	\$96,788.00		Southwest CO BOS	\$32.80	\$68,222.00
	Southwest CO BOS	\$38.64	\$80,368.00		Pueblo, CO	\$31.89	\$66,327.00
	Eastern & Southern CO BOS	\$37.01	\$76,980.00		Eastern & Southern CO BOS	\$28.73	\$59,760.00
Business & Financial Operations Occupations	Denver-Aurora-Lakewood, CO	\$37.54	\$78,086.00	Architecture & Engineering Occupations	Boulder, CO	\$47.17	\$98,109.00
	Boulder, CO	\$37.18	\$77,340.00		Denver-Aurora-Lakewood, CO	\$43.14	\$89,729.00
	<b>Colorado</b>	<b>\$36.37</b>	<b>\$75,640.00</b>		Fort Collins, CO	\$42.99	\$89,413.00
	Colorado Springs, CO	\$34.58	\$71,927.00		<b>Colorado</b>	<b>\$42.63</b>	<b>\$88,678.00</b>
	Northwest CO BOS	\$33.09	\$68,818.00		Greeley, CO	\$41.70	\$86,729.00
	Fort Collins, CO	\$33.02	\$68,692.00		Eastern & Southern CO BOS	\$40.56	\$84,363.00
	Greeley, CO	\$32.78	\$68,191.00		Pueblo, CO	\$39.42	\$81,996.00
	Southwest CO BOS	\$32.55	\$67,706.00		Colorado Springs, CO	\$39.14	\$81,409.00
	Grand Junction, CO	\$30.90	\$64,276.00		Northwest CO BOS	\$35.62	\$74,092.00
	Pueblo, CO	\$30.86	\$64,195.00		Grand Junction, CO	\$35.21	\$73,230.00
	Eastern & Southern CO BOS	\$27.91	\$58,055.00		Southwest CO BOS	\$34.44	\$71,627.00

continued on next page

Your Job Category	Where You Work	Average Wage	
		Hourly	Annual
Life, Physical, & Social Science Occupations	<b>Boulder, CO</b>	<b>\$39.45</b>	<b>\$82,047.00</b>
	Denver-Aurora-Lakewood, CO	\$36.81	\$76,569.00
	<b>Colorado</b>	<b>\$35.46</b>	<b>\$73,760.00</b>
	Colorado Springs, CO	\$32.53	\$67,671.00
	Pueblo, CO	\$32.45	\$67,489.00
	Fort Collins, CO	\$31.94	\$66,426.00
	Grand Junction, CO	\$30.93	\$64,332.00
	Northwest CO BOS	\$29.69	\$61,765.00
	Greeley, CO	\$29.44	\$61,242.00
	Southwest CO BOS	\$27.45	\$57,101.00
	Eastern & Southern CO BOS	\$26.66	\$55,461.00

Community & Social Services Occupations	<b>Colorado Springs, CO</b>	<b>\$24.00</b>	<b>\$49,923.00</b>
	Denver-Aurora-Lakewood, CO	\$23.29	\$48,449.00
	Boulder, CO	\$23.22	\$48,298.00
	<b>Colorado</b>	<b>\$22.88</b>	<b>\$47,588.00</b>
	Pueblo, CO	\$22.87	\$47,570.00
	Greeley, CO	\$22.83	\$47,484.00
	Fort Collins, CO	\$22.58	\$46,961.00
	Southwest CO BOS	\$22.51	\$46,826.00
	Northwest CO BOS	\$22.21	\$46,190.00
	Grand Junction, CO	\$20.45	\$42,537.00
	Eastern & Southern CO BOS	\$18.83	\$39,158.00

Legal Occupations	<b>Denver-Aurora-Lakewood, CO</b>	<b>\$51.33</b>	<b>\$106,768.00</b>
	<b>Colorado</b>	<b>\$48.56</b>	<b>\$100,997.00</b>
	Fort Collins, CO	\$48.47	\$100,825.00
	Colorado Springs, CO	\$44.45	\$92,463.00
	Boulder, CO	\$43.17	\$89,788.00
	Southwest CO BOS	\$40.55	\$84,336.00
	Pueblo, CO	\$36.62	\$76,171.00
	Greeley, CO	\$35.81	\$74,477.00
	Northwest CO BOS	\$35.55	\$73,946.00
	Eastern & Southern CO BOS	\$34.51	\$71,780.00
	Grand Junction, CO	\$34.41	\$71,570.00

Your Job Category	Where You Work	Average Wage	
		Hourly	Annual
Education, Training & Library Occupations	<b>Boulder, CO</b>	<b>\$28.47</b>	<b>\$59,226.00</b>
	Denver-Aurora-Lakewood, CO	\$26.82	\$55,781.00
	<b>Colorado</b>	<b>\$24.77</b>	<b>\$51,516.00</b>
	Fort Collins, CO	\$23.39	\$48,656.00
	Northwest CO BOS	\$23.08	\$48,015.00
	Pueblo, CO	\$21.86	\$45,478.00
	Grand Junction, CO	\$21.46	\$44,633.00
	Greeley, CO	\$21.42	\$44,560.00
	Colorado Springs, CO	\$21.03	\$43,746.00
	Southwest CO BOS	\$20.20	\$42,015.00
	Eastern & Southern CO BOS	\$18.34	\$38,148.00

Arts, Design, Entertainment, Sports & Media Occupations	<b>Boulder, CO</b>	<b>\$26.14</b>	<b>\$54,363.00</b>
	Denver-Aurora-Lakewood, CO	\$25.96	\$53,987.00
	<b>Colorado</b>	<b>\$24.04</b>	<b>\$49,999.00</b>
	Colorado Springs, CO	\$22.74	\$47,295.00
	Fort Collins, CO	\$21.10	\$43,885.00
	Greeley, CO	\$20.49	\$42,629.00
	Pueblo, CO	\$20.35	\$42,324.00
	Southwest CO BOS	\$19.64	\$40,852.00
	Northwest CO BOS	\$18.89	\$39,289.00
	Grand Junction, CO	\$18.73	\$38,952.00
	Eastern & Southern CO BOS	\$15.99	\$33,264.00

Healthcare Practitioners & Technical Occupations	<b>Northwest CO BOS</b>	<b>\$39.94</b>	<b>\$83,073.00</b>
	Greeley, CO	\$39.79	\$82,755.00
	Boulder, CO	\$39.21	\$81,548.00
	Denver-Aurora-Lakewood, CO	\$38.82	\$80,753.00
	<b>Colorado</b>	<b>\$38.08</b>	<b>\$79,200.00</b>
	Grand Junction, CO	\$37.99	\$79,018.00
	Fort Collins, CO	\$37.97	\$78,978.00
	Colorado Springs, CO	\$36.88	\$76,712.00
	Pueblo, CO	\$35.77	\$74,404.00
	Southwest CO BOS	\$33.14	\$68,922.00
	Eastern & Southern CO BOS	\$30.82	\$64,096.00

Your Job Category	Where You Work	Average Wage		Your Job Category	Where You Work	Average Wage	
		Hourly	Annual			Hourly	Annual
Healthcare Support Occupations	<b>Northwest CO BOS</b>	<b>\$18.04</b>	<b>\$37,528.00</b>	Building & Grounds Cleaning & Maintenance Occupations	<b>Northwest CO BOS</b>	<b>\$14.67</b>	<b>\$30,510.00</b>
	Boulder, CO	\$16.76	\$34,870.00		Boulder, CO	\$13.91	\$28,933.00
	Denver-Aurora-Lakewood, CO	\$16.27	\$33,838.00		Fort Collins, CO	\$13.50	\$28,086.00
	<b>Colorado</b>	<b>\$15.62</b>	<b>\$32,485.00</b>		<b>Colorado</b>	<b>\$13.09</b>	<b>\$27,226.00</b>
	Fort Collins, CO	\$15.18	\$31,565.00		Southwest CO BOS	\$13.09	\$27,224.00
	Colorado Springs, CO	\$14.51	\$30,174.00		Denver-Aurora-Lakewood, CO	\$12.98	\$26,999.00
	Greeley, CO	\$14.50	\$30,162.00		Grand Junction, CO	\$12.94	\$26,916.00
	Southwest CO BOS	\$13.88	\$28,865.00		Greeley, CO	\$12.44	\$25,879.00
	Pueblo, CO	\$13.87	\$28,853.00		Colorado Springs, CO	\$12.43	\$25,851.00
	Grand Junction, CO	\$13.86	\$28,827.00		Pueblo, CO	\$12.35	\$25,694.00
Eastern & Southern CO BOS	\$13.09	\$27,224.00	Eastern & Southern CO BOS	\$11.56	\$24,048.00		
Protective Service Occupations	<b>Boulder, CO</b>	<b>\$23.99</b>	<b>\$49,894.00</b>	Personal Care & Service Occupations	<b>Boulder, CO</b>	<b>\$15.36</b>	<b>\$31,939.00</b>
	Fort Collins, CO	\$23.61	\$49,112.00		Northwest CO BOS	\$15.10	\$31,418.00
	Pueblo, CO	\$22.58	\$46,971.00		<b>Colorado</b>	<b>\$12.80</b>	<b>\$26,630.00</b>
	Southwest CO BOS	\$22.37	\$46,523.00		Southwest CO BOS	\$12.73	\$26,485.00
	Greeley, CO	\$21.91	\$45,571.00		Fort Collins, CO	\$12.67	\$26,345.00
	Denver-Aurora-Lakewood, CO	\$21.90	\$45,561.00		Denver-Aurora-Lakewood, CO	\$12.61	\$26,237.00
	<b>Colorado</b>	<b>\$21.77</b>	<b>\$45,280.00</b>		Colorado Springs, CO	\$12.44	\$25,880.00
	Northwest CO BOS	\$21.56	\$44,848.00		Greeley, CO	\$12.32	\$25,624.00
	Colorado Springs, CO	\$20.71	\$43,086.00		Eastern & Southern CO BOS	\$11.21	\$23,308.00
	Grand Junction, CO	\$20.70	\$43,048.00		Grand Junction, CO	\$11.12	\$23,121.00
Eastern & Southern CO BOS	\$18.94	\$39,392.00	Pueblo, CO	\$10.81	\$22,486.00		
Food Preparation & Serving Related Occupations	<b>Northwest CO BOS</b>	<b>\$13.12</b>	<b>\$27,300.00</b>	Sales & Related Occupations	<b>Boulder, CO</b>	<b>\$24.01</b>	<b>\$49,937.00</b>
	Boulder, CO	\$11.96	\$24,879.00		Denver-Aurora-Lakewood, CO	\$22.11	\$45,980.00
	Fort Collins, CO	\$11.30	\$23,502.00		<b>Colorado</b>	<b>\$20.63</b>	<b>\$42,906.00</b>
	Southwest CO BOS	\$11.22	\$23,334.00		Greeley, CO	\$19.65	\$40,882.00
	<b>Colorado</b>	<b>\$11.21</b>	<b>\$23,324.00</b>		Northwest CO BOS	\$19.05	\$39,615.00
	Denver-Aurora-Lakewood, CO	\$11.13	\$23,156.00		Colorado Springs, CO	\$18.68	\$38,859.00
	Colorado Springs, CO	\$10.68	\$22,214.00		Fort Collins, CO	\$18.26	\$37,990.00
	Eastern & Southern CO BOS	\$10.57	\$21,991.00		Grand Junction, CO	\$17.88	\$37,182.00
	Greeley, CO	\$10.50	\$21,839.00		Southwest CO BOS	\$15.10	\$31,399.00
	Grand Junction, CO	\$10.46	\$21,765.00		Pueblo, CO	\$14.77	\$30,714.00
Pueblo, CO	\$10.14	\$21,090.00	Eastern & Southern CO BOS	\$14.59	\$30,341.00		

continued on next page

Your Job Category	Where You Work	Average Wage		Your Job Category	Where You Work	Average Wage	
		Hourly	Annual			Hourly	Annual
Office & Administrative Support Occupations	Denver-Aurora-Lakewood, CO	\$19.01	\$39,532.00	Installation, Maintenance, & Repair Occupations	Denver-Aurora-Lakewood, CO	\$23.95	\$49,816.00
	Boulder, CO	\$18.74	\$38,984.00		Northwest CO BOS	\$23.93	\$49,784.00
	Northwest CO BOS	\$18.48	\$38,446.00		<b>Colorado</b>	<b>\$23.22</b>	<b>\$48,302.00</b>
	<b>Colorado</b>	<b>\$18.19</b>	<b>\$37,837.00</b>		Boulder, CO	\$23.19	\$48,235.00
	Fort Collins, CO	\$17.25	\$35,880.00		Greeley, CO	\$23.05	\$47,946.00
	Colorado Springs, CO	\$16.87	\$35,083.00		Fort Collins, CO	\$22.81	\$47,442.00
	Greeley, CO	\$16.50	\$34,325.00		Grand Junction, CO	\$22.34	\$46,460.00
	Grand Junction, CO	\$16.41	\$34,124.00		Southwest CO BOS	\$21.96	\$45,676.00
	Southwest CO BOS	\$16.40	\$34,112.00		Colorado Springs, CO	\$21.46	\$44,626.00
	Pueblo, CO	\$15.84	\$32,943.00		Pueblo, CO	\$21.26	\$44,216.00
	Eastern & Southern CO BOS	\$15.46	\$32,154.00		Eastern & Southern CO BOS	\$20.28	\$42,174.00
Farming, Fishing, & Forestry Occupations	Pueblo, CO	\$16.88	\$35,101.00	Production Occupations	Northwest CO BOS	\$22.46	\$46,718.00
	Northwest CO BOS	\$16.28	\$33,866.00		Pueblo, CO	\$19.63	\$40,822.00
	Southwest CO BOS	\$15.40	\$32,035.00		Greeley, CO	\$18.58	\$38,647.00
	Greeley, CO	\$15.29	\$31,803.00		Fort Collins, CO	\$18.48	\$38,430.00
	Grand Junction, CO	\$15.05	\$31,305.00		Boulder, CO	\$18.24	\$37,943.00
	Colorado Springs, CO	\$14.94	\$31,071.00		Southwest CO BOS	\$18.12	\$37,697.00
	<b>Colorado</b>	<b>\$13.73</b>	<b>\$28,561.00</b>		<b>Colorado</b>	<b>\$17.96</b>	<b>\$37,350.00</b>
	Fort Collins, CO	\$13.70	\$28,496.00		Denver-Aurora-Lakewood, CO	\$17.71	\$36,830.00
	Denver-Aurora-Lakewood, CO	\$13.17	\$27,392.00		Colorado Springs, CO	\$16.90	\$35,145.00
	Boulder, CO	\$12.81	\$26,637.00		Grand Junction, CO	\$16.82	\$34,976.00
	Eastern & Southern CO BOS	\$12.80	\$26,627.00		Eastern & Southern CO BOS	\$16.24	\$33,772.00
Construction & Extraction Occupations	Northwest CO BOS	\$22.34	\$46,468.00	Transportation & Material Moving Occupations	Denver-Aurora-Lakewood, CO	\$19.74	\$41,057.00
	Denver-Aurora-Lakewood, CO	\$22.12	\$46,019.00		Greeley, CO	\$19.35	\$40,244.00
	<b>Colorado</b>	<b>\$21.67</b>	<b>\$45,078.00</b>		Northwest CO BOS	\$19.07	\$39,672.00
	Southwest CO BOS	\$21.65	\$45,042.00		<b>Colorado</b>	<b>\$18.74</b>	<b>\$38,981.00</b>
	Grand Junction, CO	\$21.48	\$44,674.00		Boulder, CO	\$18.36	\$38,179.00
	Boulder, CO	\$21.12	\$43,921.00		Grand Junction, CO	\$16.91	\$35,180.00
	Fort Collins, CO	\$21.08	\$43,836.00		Southwest CO BOS	\$16.88	\$35,101.00
	Greeley, CO	\$21.00	\$43,673.00		Pueblo, CO	\$16.39	\$34,098.00
	Colorado Springs, CO	\$20.52	\$42,675.00		Fort Collins, CO	\$15.53	\$32,306.00
	Eastern & Southern CO BOS	\$19.94	\$41,479.00		Colorado Springs, CO	\$15.25	\$31,715.00
	Pueblo, CO	\$19.60	\$40,769.00		Eastern & Southern CO BOS	\$15.17	\$31,549.00

## Regional Employment Distribution in Major Occupational and Industry Groups

The top five occupational groups and industry sectors (by employment) for each MSA and BOS area are shown in figures 6a-k and 7a-k, respectively. Employment distribution and average hourly wages for major occupational and industry groups for each MSA and BOS area are shown in figures 8 through 18. Percentile wages for major industry groups in each region are included in tables 11 through 21.

The **office and administrative support, sales and related, and food preparation and serving-related** occupational groups were consistently included in the top five occupational groups for most areas. **Education, training, and library** and **construction and extraction** occupations also ranked relatively high in employment across multiple areas. Occupations that consistently have relatively few workers across most regions include **farming, fishing, and forestry; legal; community and social services; life, physical, and social sciences; and arts, design, entertainment, sports, and media.**

Figure 6a. Boulder MSA  
Top 5 Occupational Groups, 2015

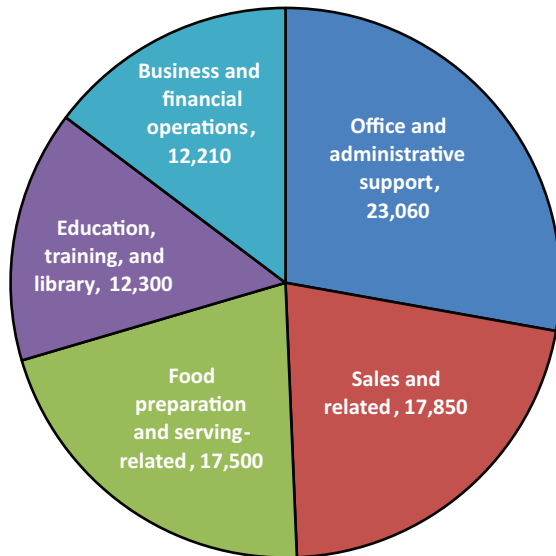


Figure 6b. Colorado Springs MSA  
Top 5 Occupational Groups, 2015

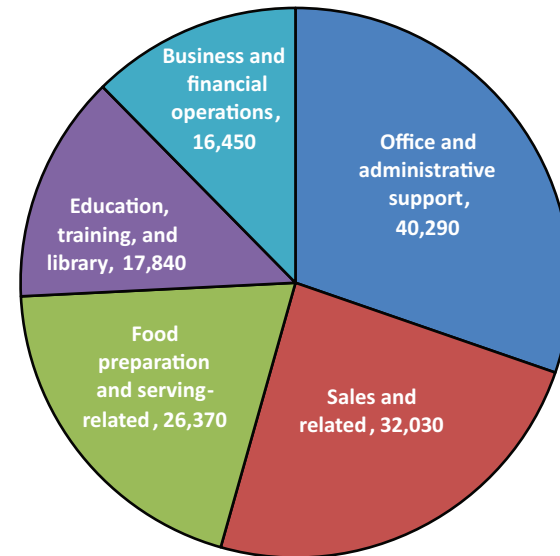


Figure 6c. Denver-Aurora-Lakewood MSA  
Top 5 Occupational Groups, 2015

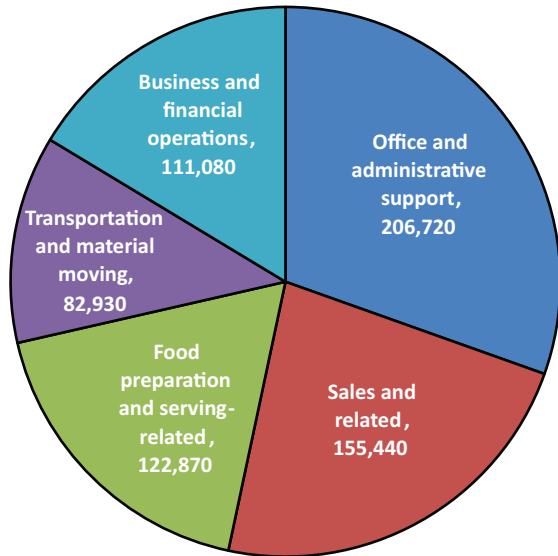


Figure 6d Fort Collins-Loveland MSA  
Top 5 Occupational Groups, 2015

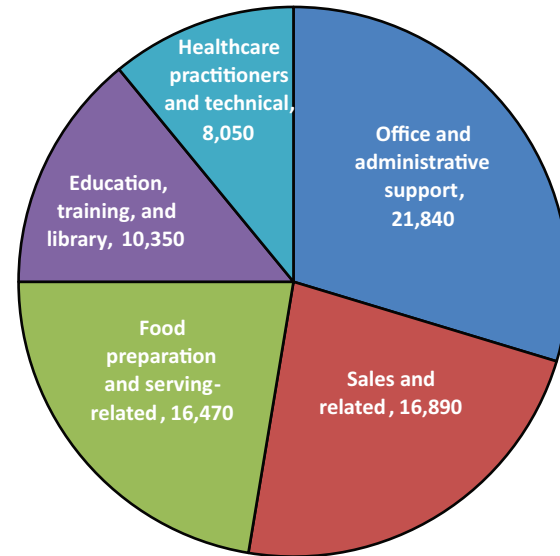


Figure 6e. Grand Junction MSA  
Top 5 Occupational Groups, 2015

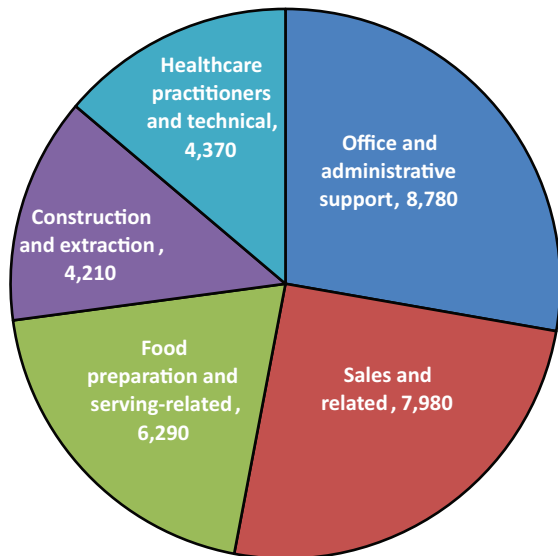


Figure 6f. Greeley MSA  
Top 5 Occupational Groups, 2015

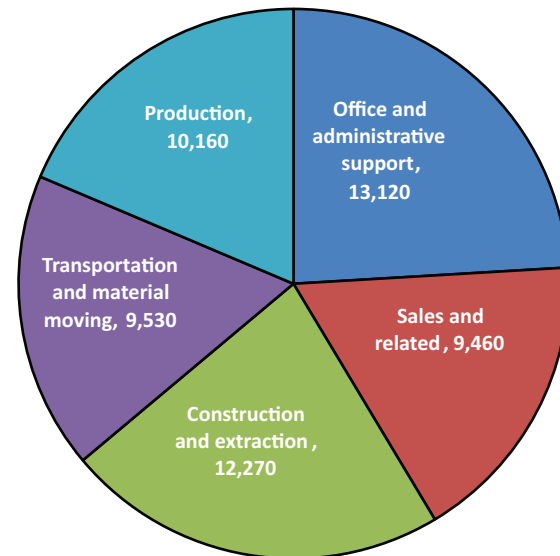


Figure 6g. Pueblo MSA  
Top 5 Occupational Groups, 2015

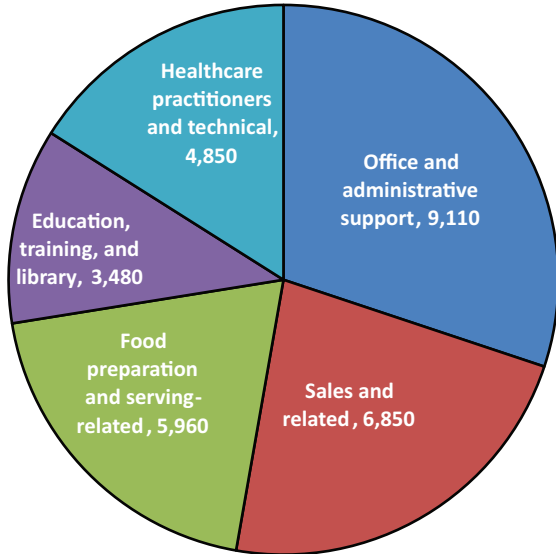


Figure 6h. Eastern & Southern Colorado  
Top 5 Occupational Groups, 2015

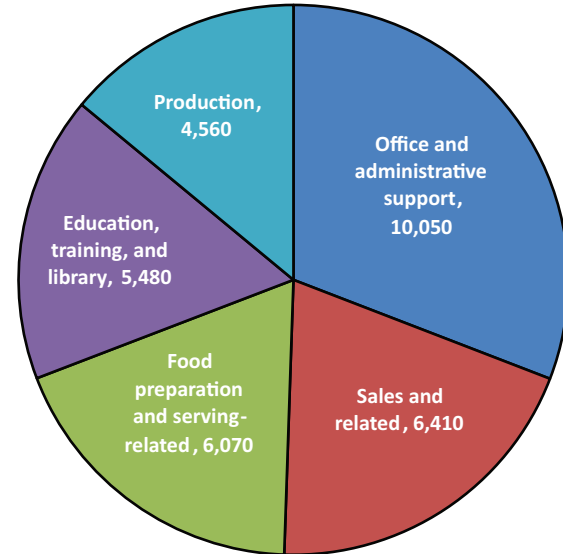


Figure 6i. Southwest Colorado  
Top 5 Occupational Groups, 2015

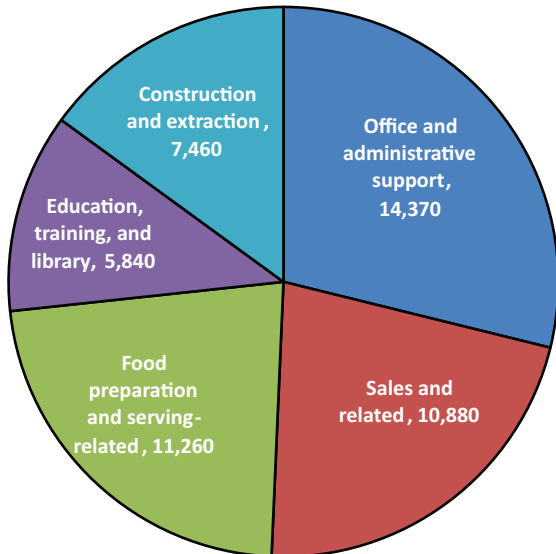
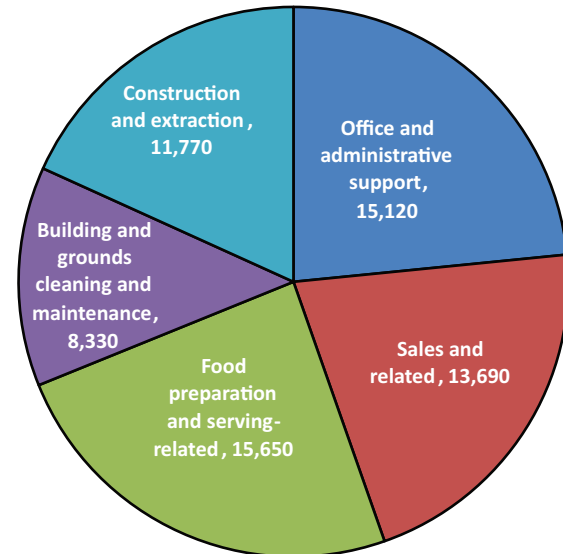


Figure 6j. Northwest Colorado  
Top 5 Occupational Groups, 2015



With regard to major industry sectors, **retail trade, health care and social assistance, educational services, and accommodation and food services** are consistently among the top five employers in most if not all Colorado regions. **Public administration** is a relatively more important employer in the three BOS areas than in the seven MSAs and is the largest industry in terms of employment in the Eastern and Southern Colorado and Southwest Colorado BOS areas, partly due to the presence of correctional facilities in these locations. The **manufacturing** industry is one of the top five employers in the Boulder, Fort Collins-Loveland, and Greeley MSAs.

Industries employing relatively few workers in most areas include **utilities, management of companies and enterprises, and agriculture, forestry, fishing, and hunting**. Industries for which employment is relatively more prominent (in the top ten) in just one or two areas include **mining** in the Grand Junction and Greeley MSAs and the Southwest Colorado BOS area and **real estate and rental and leasing** in the Northwest Colorado BOS area.

Figure 7a. Boulder MSA Top 5 Industry Sectors, 2015

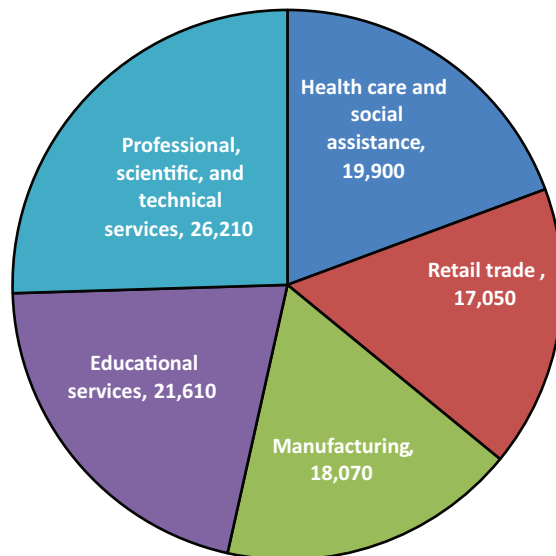


Figure 7b. Colorado Springs MSA Top 5 Industry Sectors, 2015

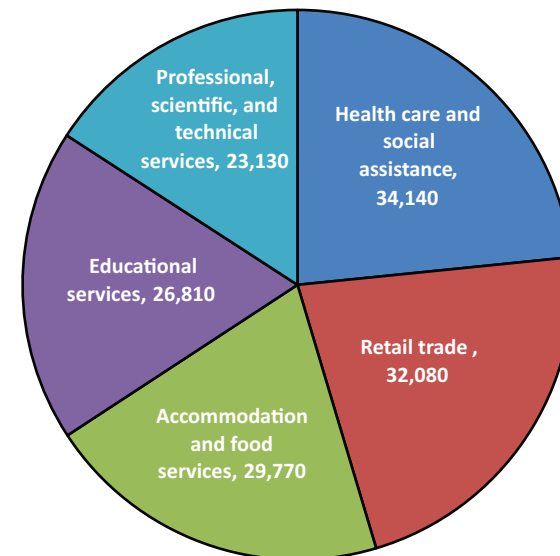




Figure 7c. Denver-Aurora-Lakewood MSA Top 5 Industry Sectors, 2015

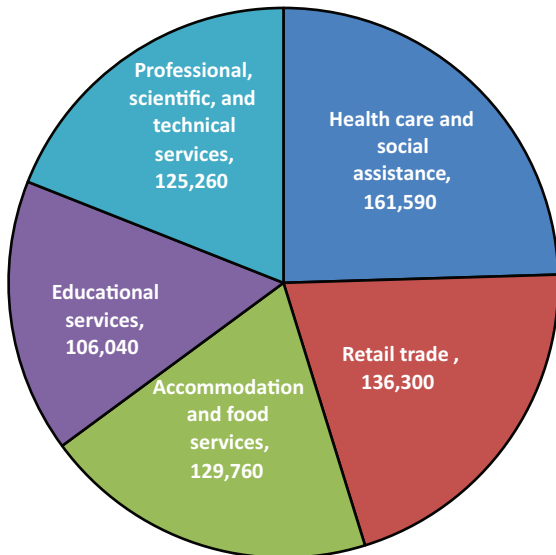


Figure 7d. Fort Collins-Loveland MSA Top 5 Industry Sectors, 2015

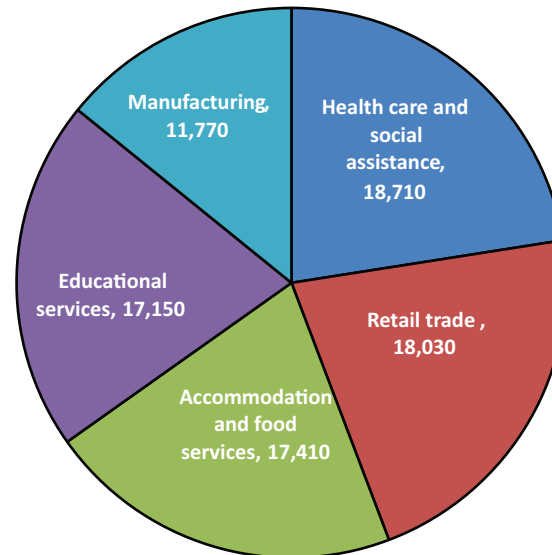


Figure 7e. Grand Junction MSA Top 5 Industry Sectors, 2015

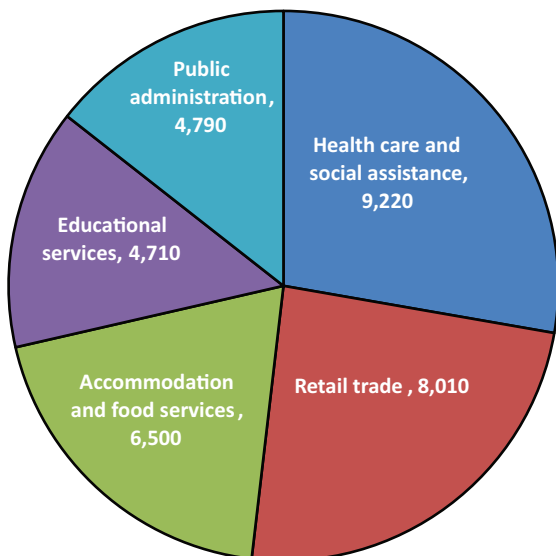


Figure 7f. Greeley MSA Top 5 Industry Sectors, 2015

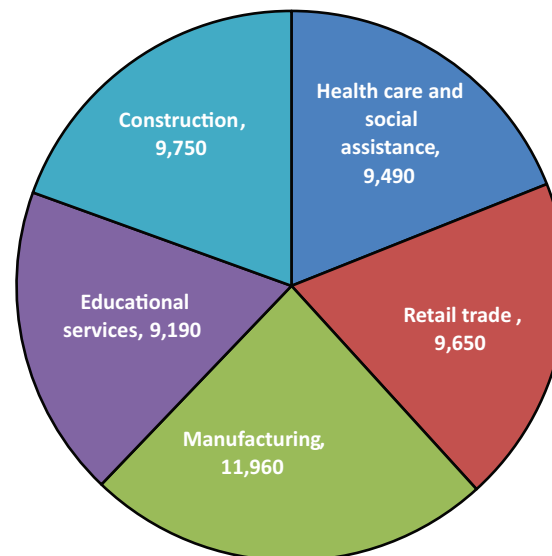


Figure 7g. Pueblo MSA Top 5 Industry Sectors, 2015

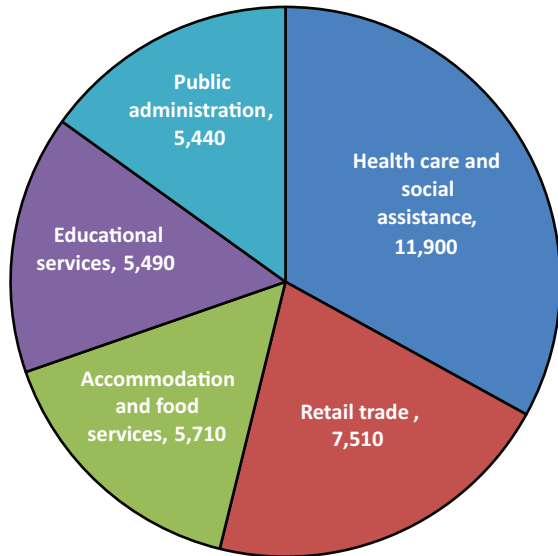


Figure 7h. Eastern & Southern Colorado Top 5 Industry Sectors, 2015

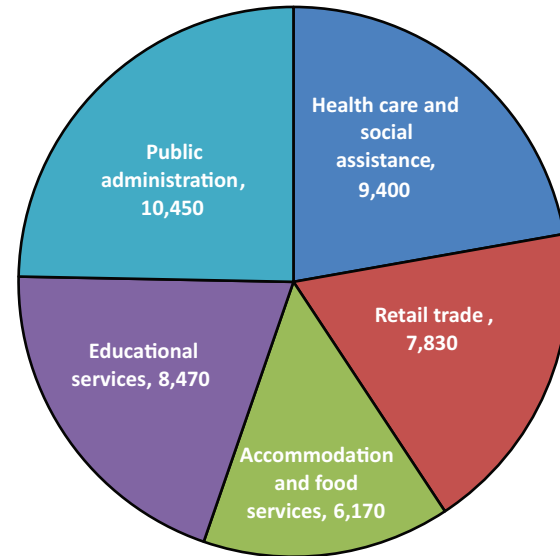


Figure 7i. Southwest Colorado Top 5 Industry Sectors, 2015

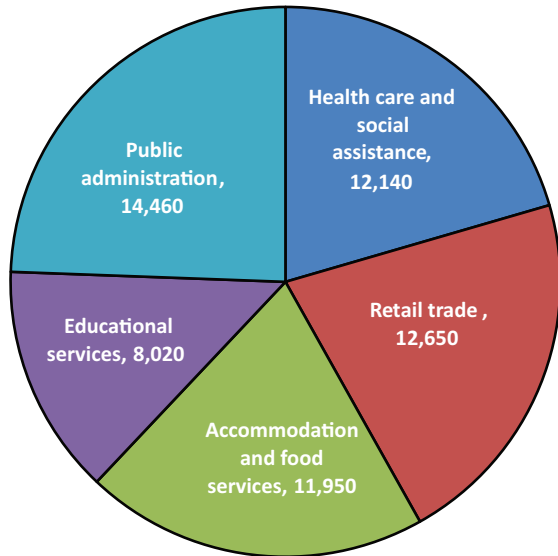
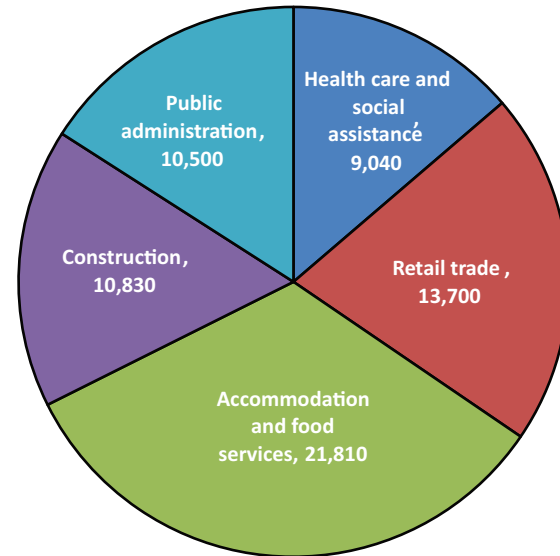
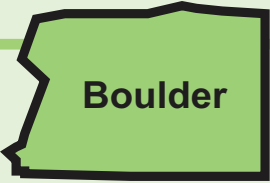


Figure 7j. Northwest Colorado Top 5 Industry Sectors, 2015

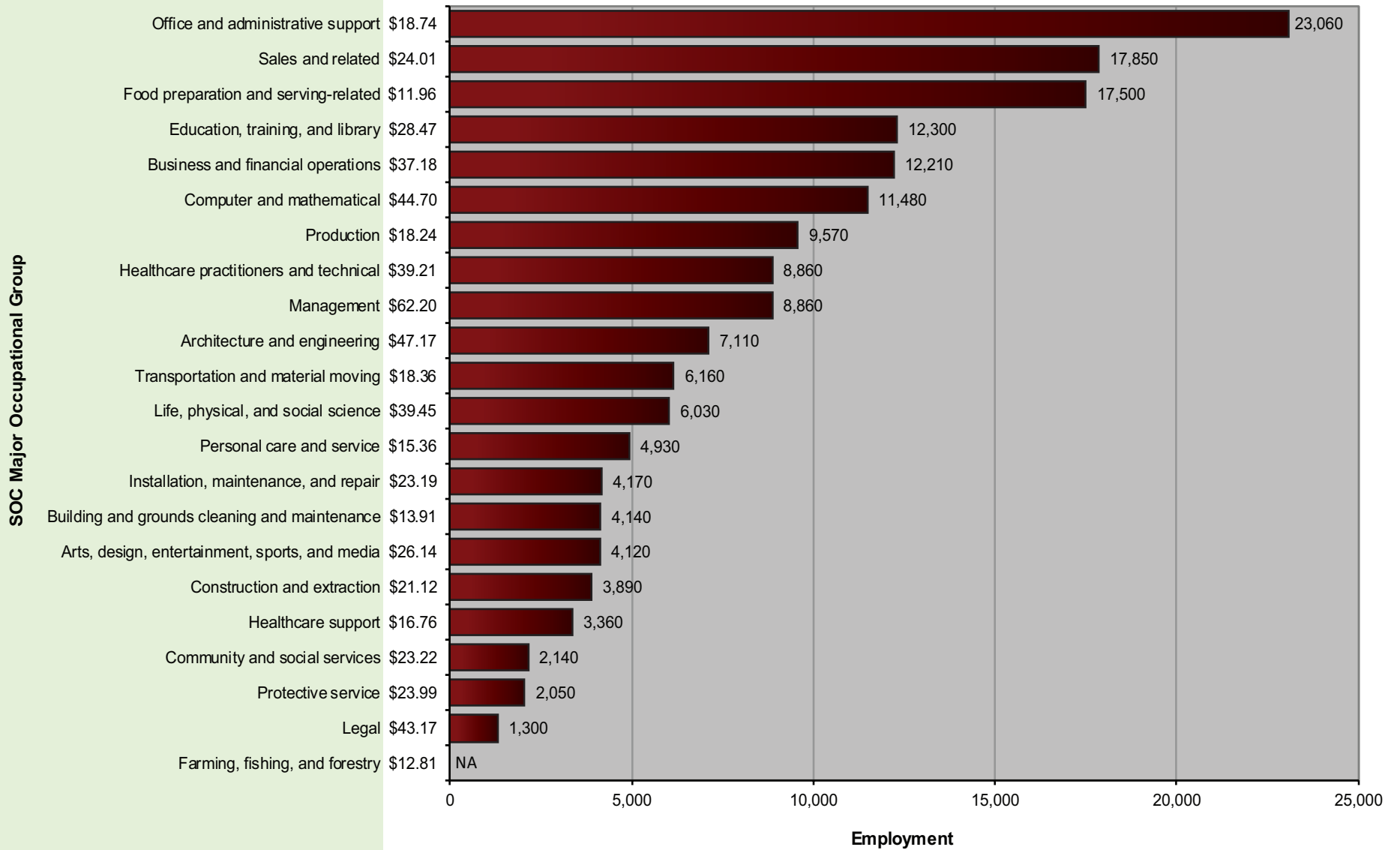




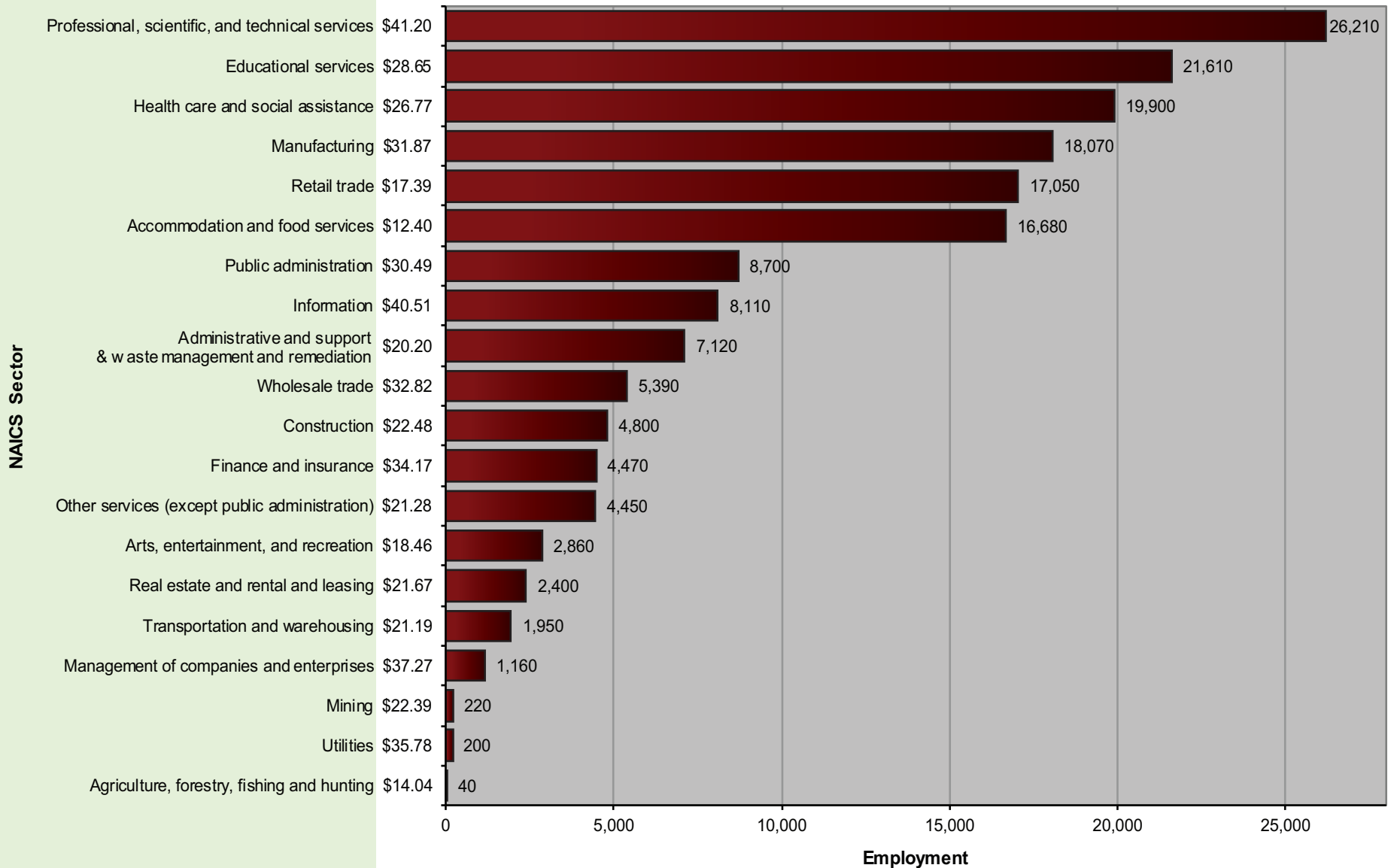
Boulder

Boulder MSA

Figure 8a. Employment Distribution and Average Hourly Wage in Major Occupational Groups (Boulder Metropolitan Statistical Area, May 2015)



**Figure 8b. Employment Distribution and Average Hourly Wage in Major Industry Groups (Boulder Metropolitan Statistical Area, May 2015)**



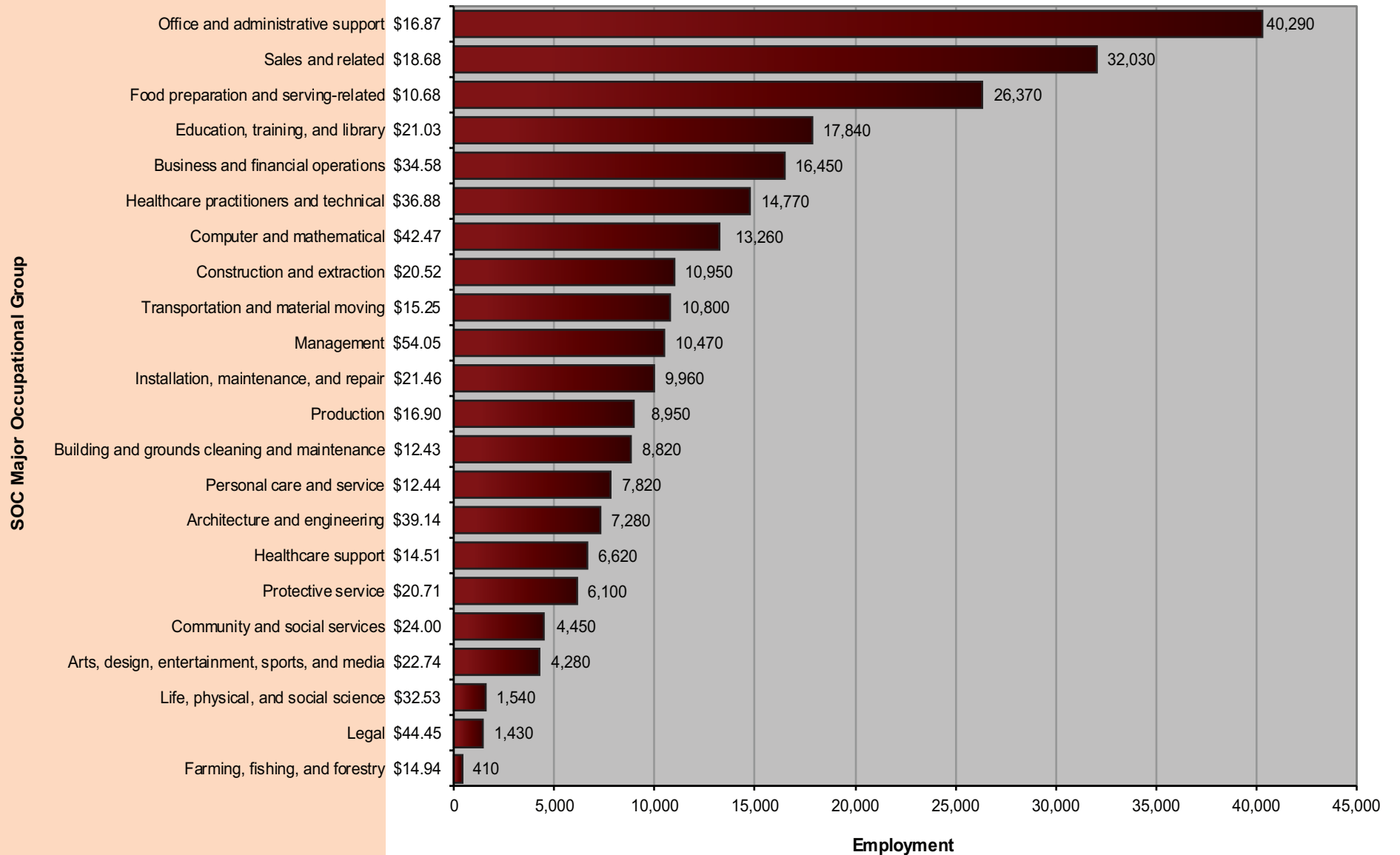
**Table 12. Percentile Wages by Industry (Boulder MSA, May 2015)**

NAICS Sector	Average Hourly	Average Annual	PRSE*	10 <sup>th</sup> Percentile Hourly	10 <sup>th</sup> Percentile Annual	25 <sup>th</sup> Percentile Hourly	25 <sup>th</sup> Percentile Annual	Median Hourly	Median Annual	75 <sup>th</sup> Percentile Hourly	75 <sup>th</sup> Percentile Annual	90 <sup>th</sup> Percentile Hourly	90 <sup>th</sup> Percentile Annual
Professional, scientific, and technical services	\$41.20	\$85,695	2.17	\$15.45	\$32,131	\$23.20	\$48,252	\$35.52	\$73,881	\$53.97	\$112,259	\$73.33	\$152,529
Information	\$40.51	\$84,264	3.26	\$13.72	\$28,538	\$21.81	\$45,368	\$35.34	\$73,499	\$54.60	\$113,564	\$73.18	\$152,224
Utilities	\$35.78	\$74,425	3.35	\$24.74	\$51,469	\$28.89	\$60,088	\$35.31	\$73,435	\$42.38	\$88,152	\$47.35	\$98,478
Management of companies and enterprises	\$37.27	\$77,523	4.35	\$15.11	\$31,422	\$20.20	\$42,009	\$30.85	\$64,163	\$46.18	\$96,051	\$64.76	\$134,695
Public administration	\$30.49	\$63,416	4.62	\$10.85	\$22,575	\$18.10	\$37,646	\$26.69	\$55,505	\$37.92	\$78,884	\$59.06	\$122,853
Finance and insurance	\$34.17	\$71,070	4.23	\$13.06	\$27,160	\$17.24	\$35,867	\$24.88	\$51,756	\$42.06	\$87,480	\$69.51	\$144,591
Educational services	\$28.65	\$59,584	2.07	\$13.42	\$27,912	\$17.65	\$36,716	\$24.68	\$51,327	\$35.35	\$73,528	\$48.02	\$99,883
Manufacturing	\$31.87	\$66,282	6.8	\$11.55	\$24,015	\$15.80	\$32,863	\$24.51	\$50,976	\$41.52	\$86,368	\$64.92	\$135,034
Wholesale trade	\$32.82	\$68,271	3.98	\$12.14	\$25,252	\$16.10	\$33,487	\$23.60	\$49,097	\$42.88	\$89,198	\$64.86	\$134,915
Construction	\$22.48	\$46,763	3.04	\$12.53	\$26,069	\$15.76	\$32,783	\$20.57	\$42,777	\$26.46	\$55,042	\$34.48	\$71,715
Health care and social assistance	\$26.77	\$55,676	2.84	\$10.95	\$22,770	\$13.87	\$28,856	\$19.97	\$41,530	\$32.92	\$68,464	\$46.44	\$96,587
Transportation and warehousing	\$21.19	\$44,085	5.15	\$11.20	\$23,293	\$14.56	\$30,287	\$18.59	\$38,661	\$28.12	\$58,496	\$30.21	\$62,828
Mining	\$22.39	\$46,574	8.15	\$12.81	\$26,636	\$15.57	\$32,381	\$18.02	\$37,472	\$22.99	\$47,814	\$33.96	\$70,634
Real estate and rental and leasing	\$21.67	\$45,067	4.53	\$9.76	\$20,292	\$13.62	\$28,334	\$17.91	\$37,247	\$25.76	\$53,576	\$37.36	\$77,703
Other services (except public administration)	\$21.28	\$44,256	3.81	\$9.10	\$18,929	\$11.60	\$24,124	\$17.47	\$36,342	\$26.18	\$54,464	\$37.63	\$78,274
Administrative and support and waste management and remediation services	\$20.20	\$42,008	5.91	\$9.63	\$20,027	\$11.77	\$24,487	\$15.99	\$33,257	\$23.62	\$49,129	\$34.79	\$72,361
Arts, entertainment, and recreation	\$18.46	\$38,397	4.49	\$8.82	\$18,352	\$9.94	\$20,673	\$13.57	\$28,221	\$23.50	\$48,875	\$33.69	\$70,074
Retail trade	\$17.39	\$36,166	2.53	\$9.06	\$18,850	\$10.42	\$21,675	\$13.56	\$28,205	\$19.26	\$40,068	\$29.47	\$61,297
Agriculture, forestry, fishing and hunting	\$14.04	\$29,205	6.34	\$9.53	\$19,817	\$10.75	\$22,356	\$13.19	\$27,441	\$16.41	\$34,139	\$19.01	\$39,549
Accommodation and food services	\$12.40	\$25,800	2.23	\$8.54	\$17,769	\$9.01	\$18,746	\$10.51	\$21,861	\$13.83	\$28,771	\$18.41	\$38,298

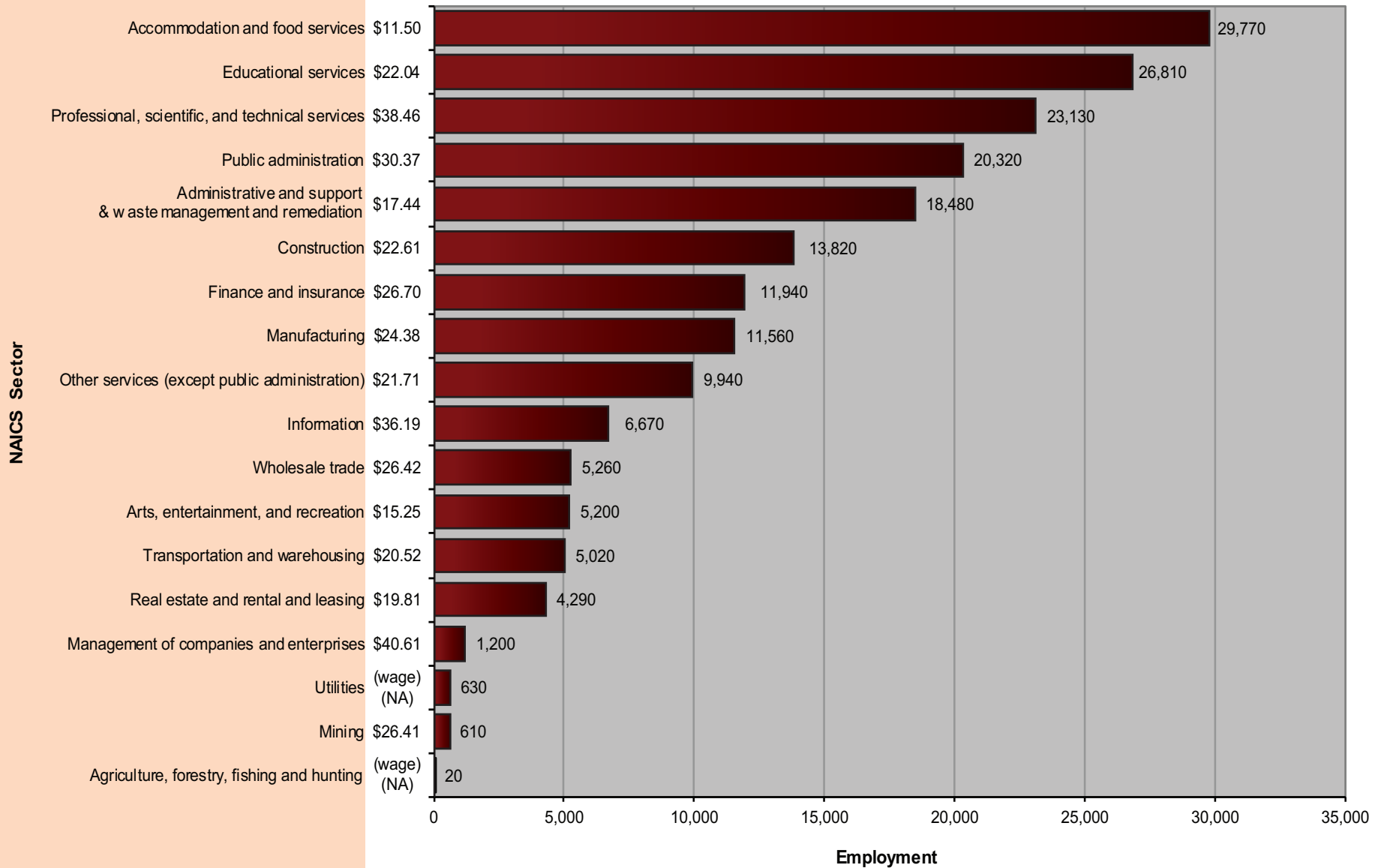


Colorado Springs MSA

Figure 9a. Employment Distribution and Average Hourly Wage in Major Occupational Groups (Colorado Springs Metropolitan Statistical Area, May 2015)

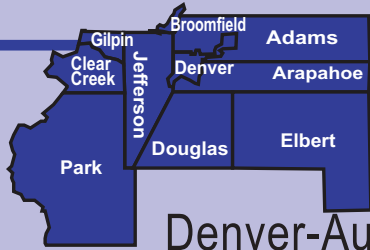


**Figure 9b. Employment Distribution and Average Hourly Wage in Major Industry Groups (Colorado Springs Metropolitan Statistical Area, May 2015)**



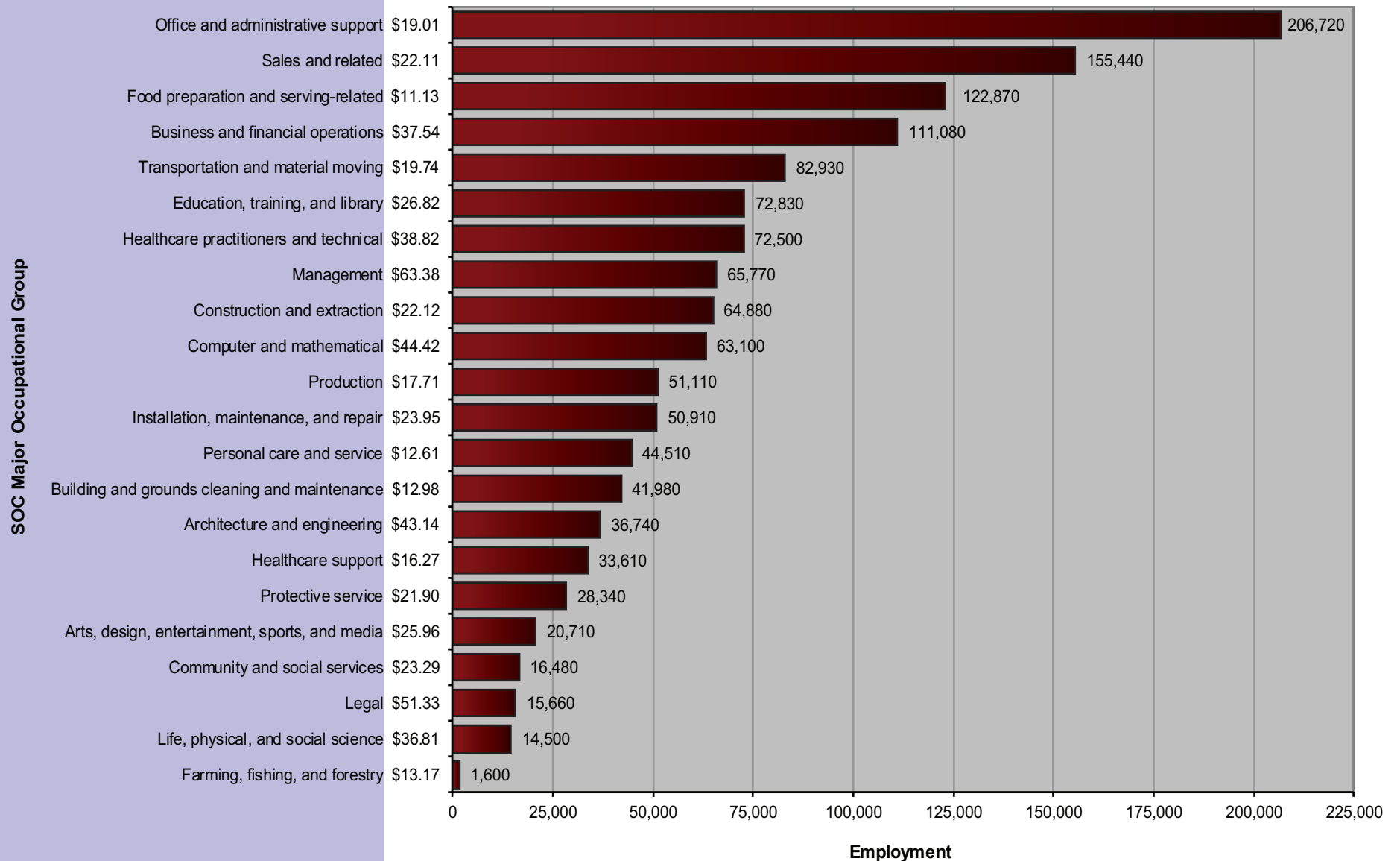






Denver-Aurora MSA

**Figure 10a. Employment Distribution and Average Hourly Wage in Major Occupational Groups (Denver-Aurora-Broomfield Metropolitan Statistical Area, May 2015)**



**Figure 10b. Employment Distribution and Average Hourly Wage in Major Industry Groups (Denver-Aurora-Broomfield Metropolitan Statistical Area, May 2015)**

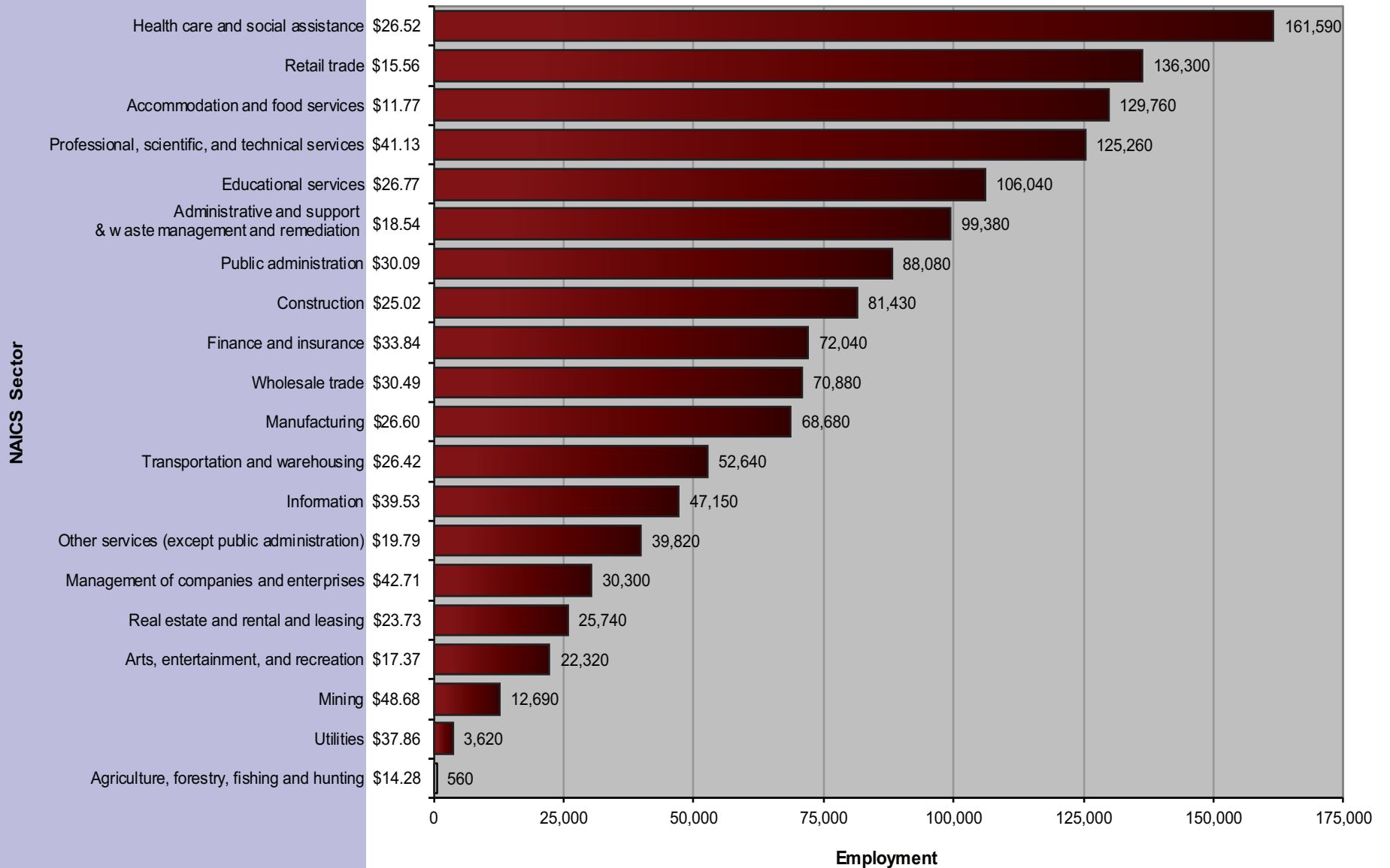
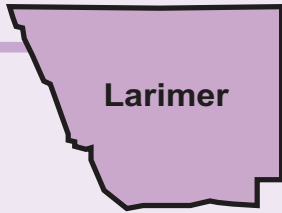


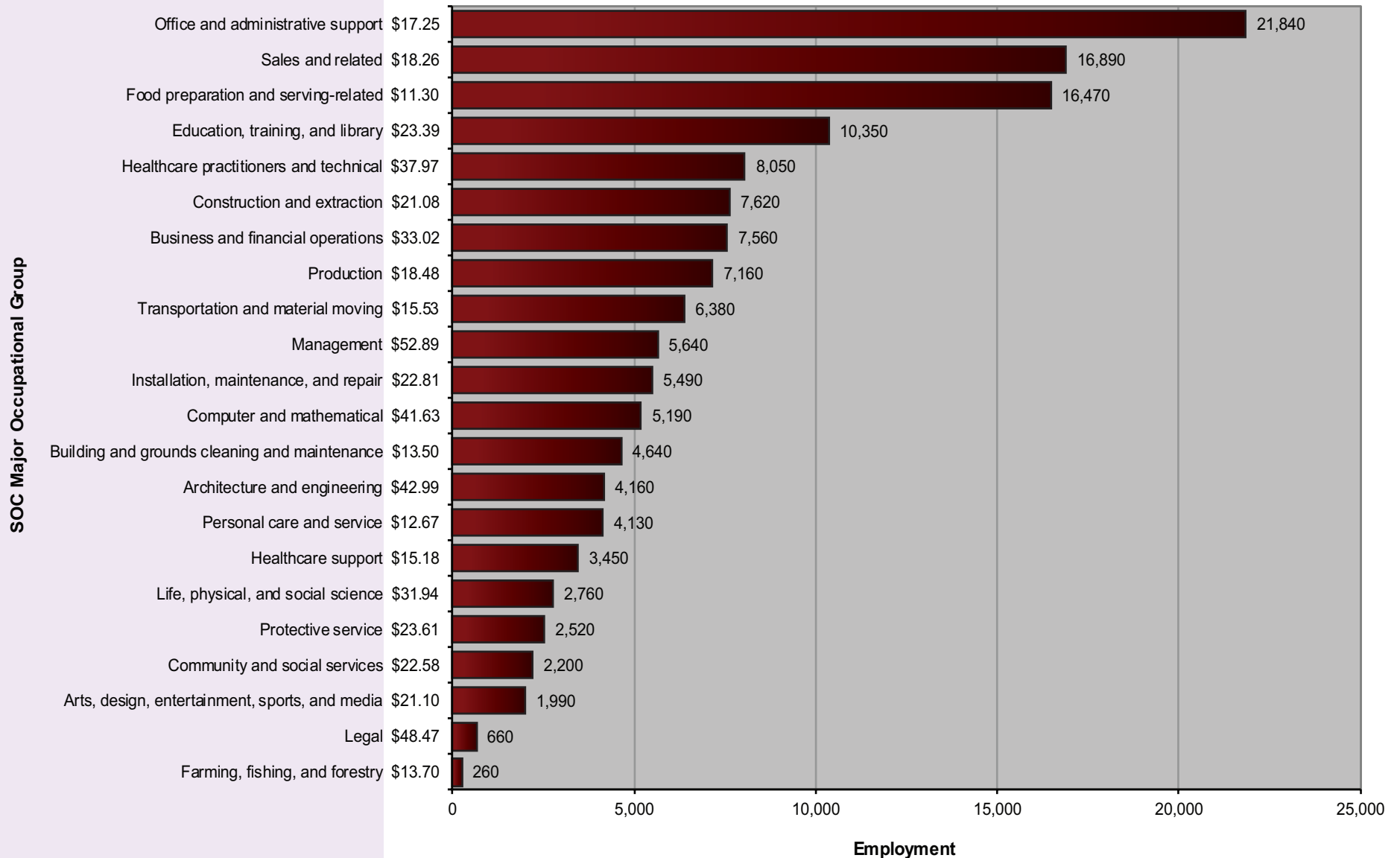
Table 14. Percentile Wages by Industry (Denver-Aurora MSA, May 2015)

NAICS Sector	Average Hourly	Average Annual	PRSE*	10 <sup>th</sup> Percentile Hourly	10 <sup>th</sup> Percentile Annual	25 <sup>th</sup> Percentile Hourly	25 <sup>th</sup> Percentile Annual	Median Hourly	Median Annual	75 <sup>th</sup> Percentile Hourly	75 <sup>th</sup> Percentile Annual	90 <sup>th</sup> Percentile Hourly	90 <sup>th</sup> Percentile Annual
Utilities	\$37.86	\$78,742	2.77	\$22.17	\$46,118	\$28.66	\$59,606	\$38.30	\$79,667	\$45.00	\$93,593	\$50.59	\$105,223
Mining	\$48.68	\$101,265	4.34	\$18.10	\$37,654	\$24.85	\$51,687	\$36.32	\$75,538	\$63.41	\$131,897	--	--
Information	\$39.53	\$82,228	1.69	\$15.57	\$32,388	\$23.76	\$49,428	\$35.77	\$74,399	\$51.24	\$106,584	\$67.78	\$140,973
Management of companies and enterprises	\$42.71	\$88,847	2.71	\$16.39	\$34,100	\$22.82	\$47,458	\$35.02	\$72,844	\$53.40	\$111,078	\$79.26	\$164,855
Professional, scientific, and technical services	\$41.13	\$85,548	1.88	\$15.46	\$32,164	\$22.36	\$46,510	\$34.71	\$72,206	\$52.43	\$109,060	\$73.93	\$153,781
Public administration	\$30.09	\$62,586	1.01	\$12.23	\$25,446	\$19.19	\$39,909	\$27.14	\$56,447	\$38.57	\$80,225	\$50.65	\$105,359
Finance and insurance	\$33.84	\$70,394	2.21	\$13.67	\$28,439	\$18.42	\$38,309	\$26.79	\$55,727	\$40.55	\$84,335	\$60.76	\$126,380
Wholesale trade	\$30.49	\$63,412	1.99	\$12.19	\$25,359	\$16.29	\$33,888	\$23.61	\$49,104	\$36.50	\$75,920	\$58.92	\$122,552
Educational services	\$26.77	\$55,692	4.89	\$12.35	\$25,679	\$16.45	\$34,225	\$22.74	\$47,300	\$32.56	\$67,733	\$44.30	\$92,143
Construction	\$25.02	\$52,041	1.42	\$13.33	\$27,723	\$16.57	\$34,474	\$21.78	\$45,293	\$29.44	\$61,237	\$40.09	\$83,390
Transportation and warehousing	\$26.42	\$54,958	5.07	\$11.34	\$23,579	\$14.82	\$30,826	\$21.24	\$44,171	\$28.51	\$59,296	\$41.93	\$87,210
Manufacturing	\$26.60	\$55,324	5.02	\$10.69	\$22,244	\$14.31	\$29,758	\$20.33	\$42,288	\$32.25	\$67,070	\$52.14	\$108,441
Health care and social assistance	\$26.52	\$55,155	1.73	\$10.58	\$22,014	\$13.82	\$28,750	\$20.27	\$42,169	\$32.72	\$68,061	\$46.07	\$95,818
Real estate and rental and leasing	\$23.73	\$49,368	3.35	\$9.71	\$20,206	\$13.01	\$27,052	\$18.14	\$37,734	\$27.60	\$57,416	\$44.09	\$91,717
Other services (except public administration)	\$19.79	\$41,164	2.42	\$8.90	\$18,510	\$10.51	\$21,870	\$15.21	\$31,644	\$24.08	\$50,085	\$35.91	\$74,696
Administrative and support and waste management and remediation services	\$18.54	\$38,558	2.2	\$9.21	\$19,155	\$10.90	\$22,681	\$14.16	\$29,445	\$20.67	\$42,999	\$32.38	\$67,352
Agriculture, forestry, fishing and hunting	\$14.28	\$29,699	9.48	\$8.65	\$17,999	\$9.29	\$19,320	\$12.81	\$26,651	\$16.33	\$33,960	\$23.76	\$49,414
Arts, entertainment, and recreation	\$17.37	\$36,130	3.52	\$8.63	\$17,945	\$9.22	\$19,185	\$12.15	\$25,274	\$20.33	\$42,281	\$30.15	\$62,702
Retail trade	\$15.56	\$32,369	1.69	\$8.67	\$18,041	\$9.35	\$19,442	\$11.65	\$24,237	\$17.25	\$35,878	\$26.68	\$55,497
Accommodation and food services	\$11.77	\$24,489	1.61	\$8.47	\$17,612	\$8.82	\$18,352	\$9.45	\$19,655	\$11.81	\$24,567	\$17.58	\$36,574

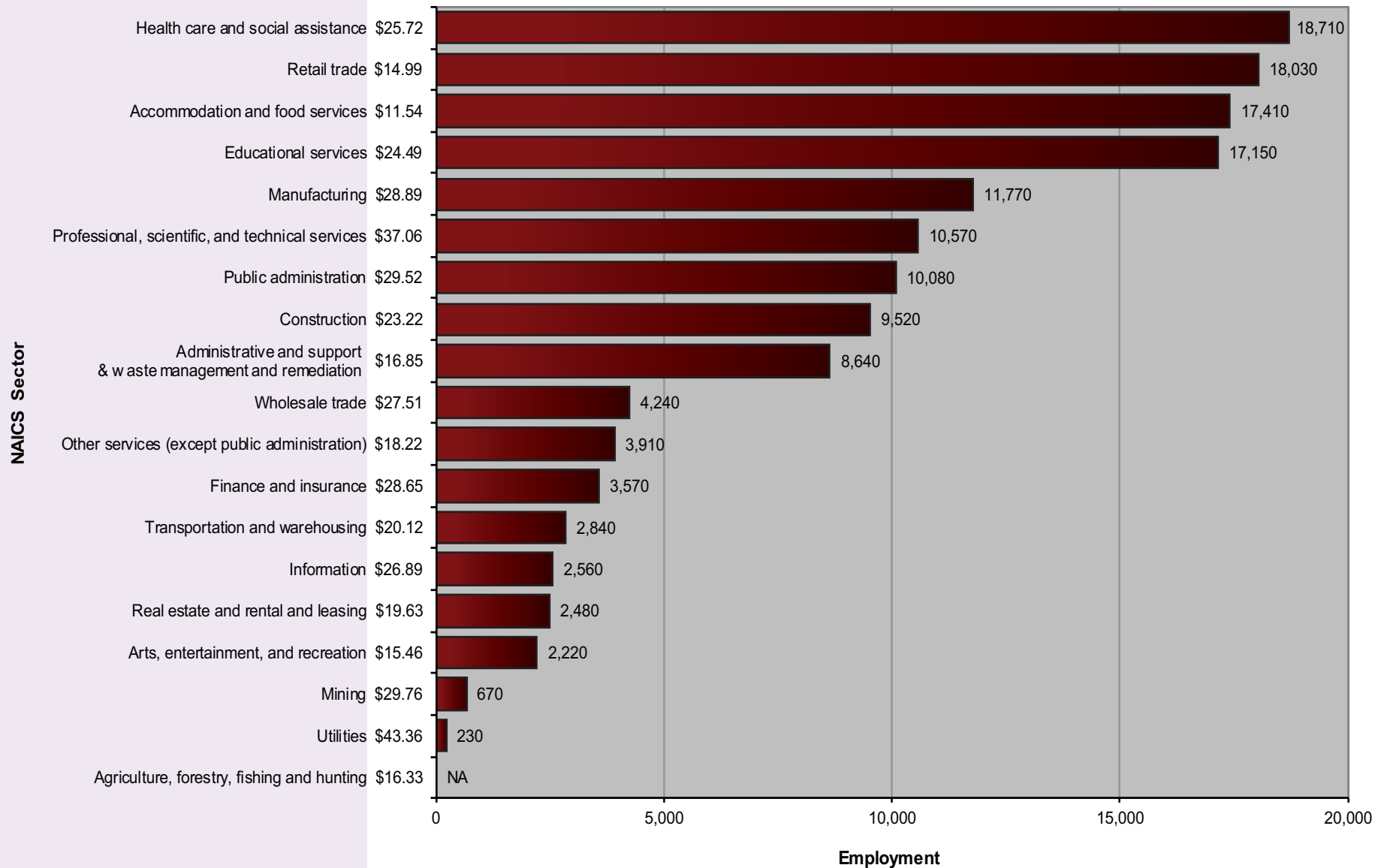


## Ft. Collins-Loveland MSA

**Figure 11a. Employment Distribution and Average Hourly Wage in Major Occupational Groups (Fort Collins-Loveland Metropolitan Statistical Area, May 2015)**

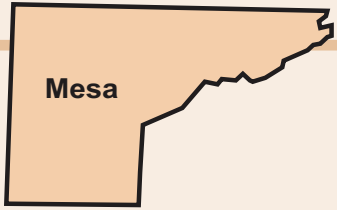


**Figure 11b. Employment Distribution and Average Hourly Wage in Major Industry Groups (Fort Collins-Loveland Metropolitan Statistical Area, May 2015)**



**Table 15. Percentile Wages by Industry (Fort Collins-Loveland MSA, May 2015)**

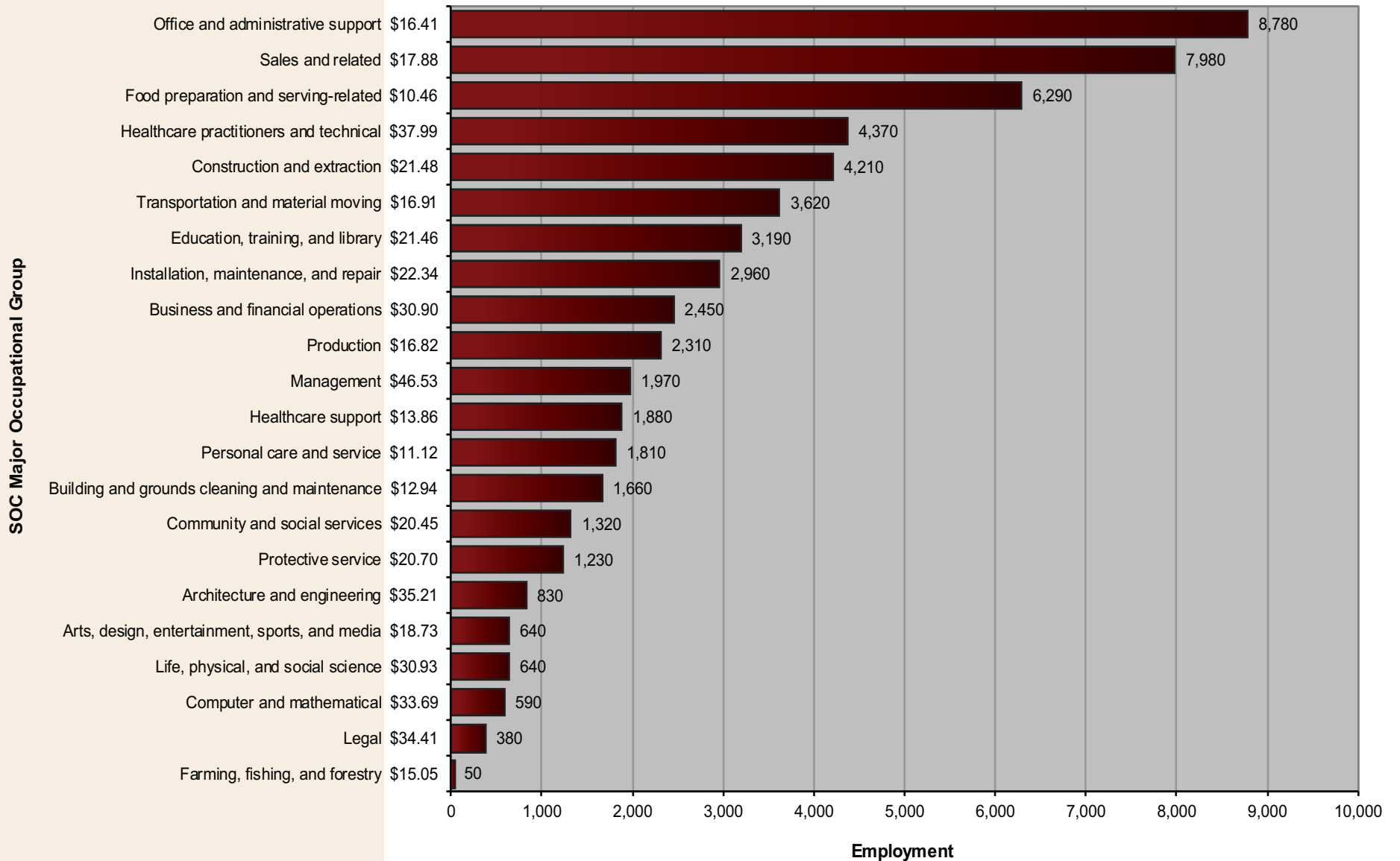
NAICS Sector	Average Hourly	Average Annual	PRSE*	10 <sup>th</sup> Percentile Hourly	10 <sup>th</sup> Percentile Annual	25 <sup>th</sup> Percentile Hourly	25 <sup>th</sup> Percentile Annual	Median Hourly	Median Annual	75 <sup>th</sup> Percentile Hourly	75 <sup>th</sup> Percentile Annual	90 <sup>th</sup> Percentile Hourly	90 <sup>th</sup> Percentile Annual
Utilities	\$43.36	\$90,192	11.97	\$17.38	\$36,157	\$25.77	\$53,600	\$39.84	\$82,867	\$63.56	\$132,203	\$74.04	\$154,011
Professional, scientific, and technical services	\$37.06	\$77,095	5.27	\$12.71	\$26,441	\$18.86	\$39,221	\$31.64	\$65,805	\$48.33	\$100,524	\$67.89	\$141,201
Public administration	\$29.52	\$61,397	5.04	\$12.43	\$25,856	\$19.03	\$39,574	\$26.64	\$55,405	\$37.68	\$78,369	\$50.24	\$104,504
Manufacturing	\$28.89	\$60,101	3.57	\$12.56	\$26,115	\$16.14	\$33,569	\$23.46	\$48,802	\$35.48	\$73,797	\$54.80	\$113,980
Mining	\$29.76	\$61,899	18.92	\$14.47	\$30,101	\$17.45	\$36,299	\$23.17	\$48,196	\$36.61	\$76,141	\$54.62	\$113,617
Educational services	\$24.49	\$50,939	3.68	\$12.28	\$25,542	\$15.92	\$33,111	\$21.48	\$44,673	\$29.24	\$60,814	\$39.78	\$82,733
Construction	\$23.22	\$48,307	1.93	\$13.02	\$27,085	\$16.15	\$33,599	\$21.25	\$44,205	\$27.89	\$58,006	\$36.35	\$75,611
Finance and insurance	\$28.65	\$59,602	4.93	\$12.28	\$25,533	\$15.18	\$31,584	\$20.43	\$42,500	\$32.12	\$66,807	\$54.13	\$112,582
Information	\$26.89	\$55,927	6.67	\$11.68	\$24,294	\$15.73	\$32,710	\$20.38	\$42,384	\$31.71	\$65,957	\$51.64	\$107,419
Wholesale trade	\$27.51	\$57,221	3.82	\$10.18	\$21,169	\$13.69	\$28,473	\$20.32	\$42,272	\$32.96	\$68,557	\$54.74	\$113,870
Transportation and warehousing	\$20.12	\$41,848	3.63	\$9.90	\$20,594	\$12.63	\$26,276	\$19.85	\$41,291	\$23.79	\$49,475	\$29.51	\$61,380
Health care and social assistance	\$25.72	\$53,501	3.19	\$10.37	\$21,569	\$13.17	\$27,403	\$18.82	\$39,153	\$30.46	\$63,361	\$44.28	\$92,110
Real estate and rental and leasing	\$19.63	\$40,823	4.7	\$9.29	\$19,327	\$11.42	\$23,746	\$15.72	\$32,697	\$22.12	\$46,008	\$33.13	\$68,913
Other services (except public administration)	\$18.22	\$37,887	4.1	\$8.79	\$18,274	\$9.87	\$20,532	\$14.55	\$30,262	\$23.38	\$48,622	\$31.46	\$65,434
Agriculture, forestry, fishing and hunting	\$16.33	\$33,972	11.82	\$9.46	\$19,681	\$10.66	\$22,174	\$13.82	\$28,745	\$19.64	\$40,855	\$28.01	\$58,253
Administrative and support and waste management and remediation services	\$16.85	\$35,044	4.94	\$9.32	\$19,390	\$10.66	\$22,164	\$13.59	\$28,269	\$19.18	\$39,891	\$27.53	\$57,254
Arts, entertainment, and recreation	\$15.46	\$32,163	3.66	\$8.59	\$17,861	\$9.12	\$18,975	\$11.61	\$24,151	\$18.19	\$37,825	\$27.78	\$57,784
Retail trade	\$14.99	\$31,178	2.03	\$8.66	\$18,008	\$9.30	\$19,350	\$11.47	\$23,859	\$16.60	\$34,537	\$24.17	\$50,265
Accommodation and food services	\$11.54	\$23,997	1.67	\$8.48	\$17,644	\$8.86	\$18,432	\$9.57	\$19,915	\$12.15	\$25,276	\$16.85	\$35,038



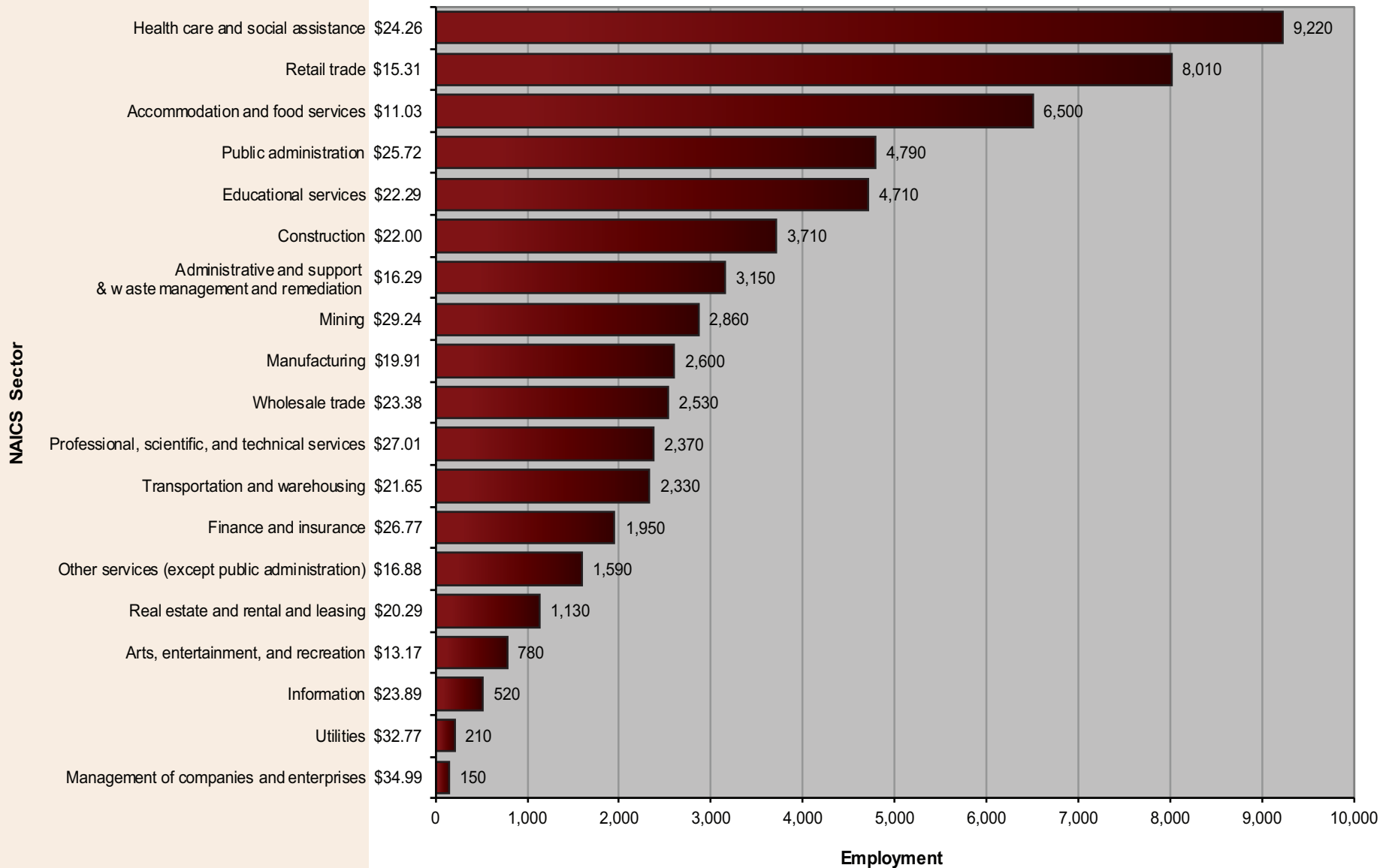
Mesa

Grand Junction MSA

**Figure 12a. Employment Distribution and Average Hourly Wage in Major Occupational Groups (Grand Junction Metropolitan Statistical Area, May 2015)**



**Figure 12b. Employment Distribution and Average Hourly Wage in Major Industry Groups (Grand Junction Metropolitan Statistical Area, May 2015)**



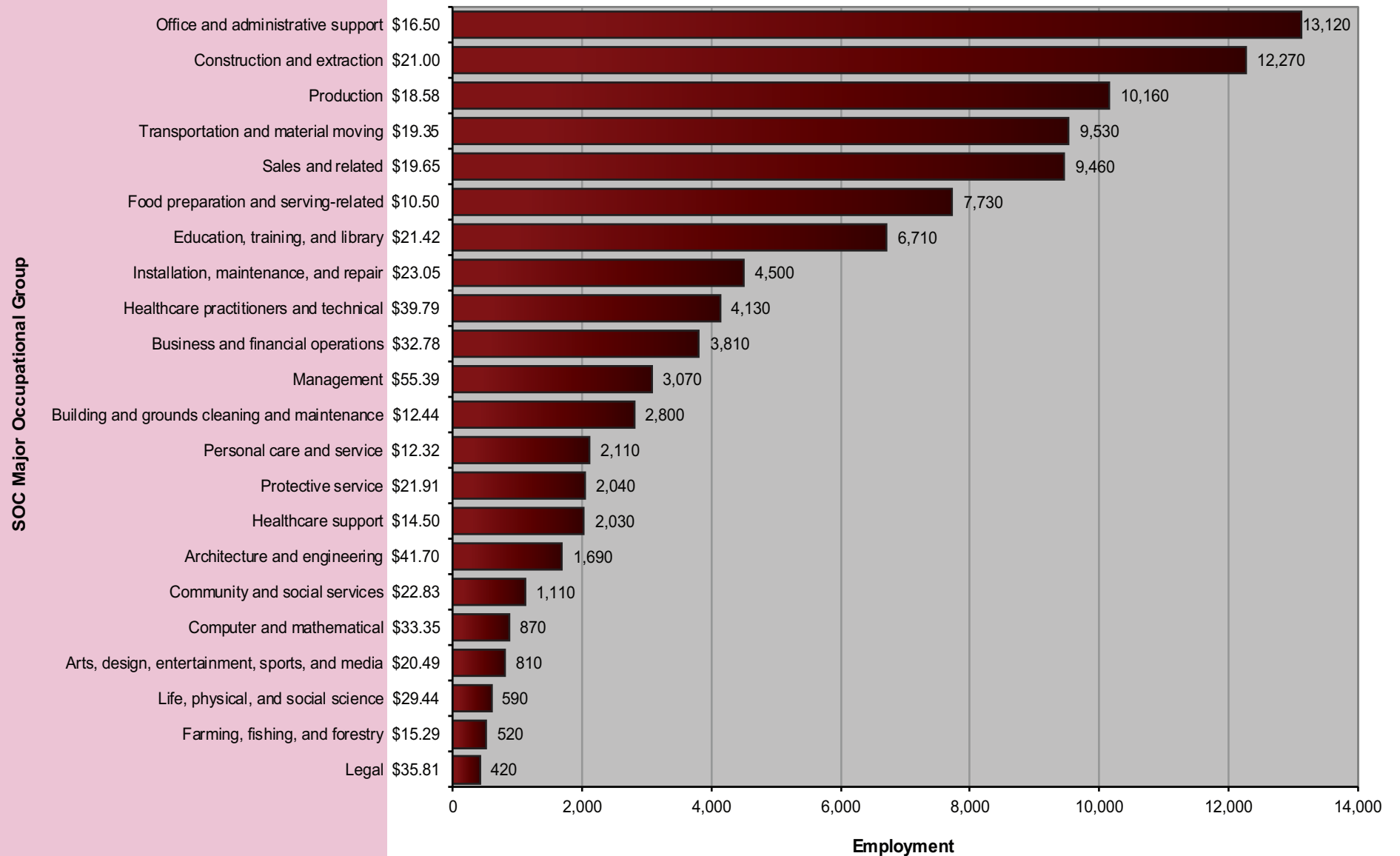


**Table 16. Percentile Wages by Industry (Grand Junction MSA, May 2015)**

NAICS Sector	Average Hourly	Average Annual	PRSE*	10 <sup>th</sup> Percentile Hourly	10 <sup>th</sup> Percentile Annual	25 <sup>th</sup> Percentile Hourly	25 <sup>th</sup> Percentile Annual	Median Hourly	Median Annual	75 <sup>th</sup> Percentile Hourly	75 <sup>th</sup> Percentile Annual	90 <sup>th</sup> Percentile Hourly	90 <sup>th</sup> Percentile Annual
Utilities	\$32.77	\$68,170	8.13	\$17.03	\$35,418	\$22.74	\$47,293	\$32.29	\$67,159	\$41.45	\$86,210	\$46.76	\$97,261
Management of companies and enterprises	\$34.99	\$72,774	9.49	\$11.12	\$23,120	\$18.86	\$39,231	\$31.18	\$64,854	\$43.24	\$89,940	\$59.87	\$124,539
Public administration	\$25.72	\$53,490	2.88	\$12.61	\$26,230	\$17.23	\$35,830	\$23.13	\$48,107	\$31.02	\$64,524	\$40.71	\$84,678
Mining	\$29.24	\$60,813	6.57	\$14.60	\$30,370	\$17.55	\$36,507	\$22.94	\$47,705	\$34.81	\$72,401	\$54.96	\$114,312
Professional, scientific, and technical services	\$27.01	\$56,173	4.4	\$10.72	\$22,288	\$15.96	\$33,196	\$22.29	\$46,358	\$34.22	\$71,181	\$47.45	\$98,689
Information	\$23.89	\$49,692	4.67	\$11.22	\$23,343	\$14.55	\$30,269	\$21.26	\$44,220	\$29.13	\$60,583	\$41.88	\$87,107
Finance and insurance	\$26.77	\$55,691	5.54	\$10.83	\$22,535	\$14.13	\$29,395	\$20.50	\$42,650	\$32.67	\$67,961	\$47.18	\$98,135
Transportation and warehousing	\$21.65	\$45,022	4.1	\$9.93	\$20,658	\$14.89	\$30,972	\$20.42	\$42,483	\$27.15	\$56,466	\$33.40	\$69,467
Educational services	\$22.29	\$46,365	0.7	\$12.48	\$25,967	\$15.46	\$32,166	\$20.21	\$42,038	\$27.77	\$57,756	\$35.96	\$74,794
Wholesale trade	\$23.38	\$48,636	3.06	\$10.65	\$22,152	\$14.10	\$29,323	\$19.11	\$39,757	\$27.90	\$58,024	\$38.27	\$79,598
Construction	\$22.00	\$45,765	3.22	\$11.68	\$24,286	\$14.79	\$30,754	\$18.97	\$39,464	\$26.84	\$55,825	\$36.08	\$75,046
Health care and social assistance	\$24.26	\$50,466	3.71	\$9.53	\$19,827	\$11.93	\$24,804	\$16.77	\$34,879	\$28.93	\$60,173	\$42.66	\$88,735
Manufacturing	\$19.91	\$41,420	3.75	\$9.43	\$19,608	\$11.75	\$24,441	\$16.05	\$33,374	\$23.12	\$48,080	\$35.01	\$72,821
Real estate and rental and leasing	\$20.29	\$42,208	9.91	\$9.44	\$19,631	\$11.79	\$24,527	\$15.99	\$33,264	\$21.85	\$45,450	\$35.01	\$72,827
Other services (except public administration)	\$16.88	\$35,116	5.22	\$8.88	\$18,474	\$10.10	\$21,003	\$13.55	\$28,179	\$20.98	\$43,638	\$29.38	\$61,110
Administrative and support and waste management and remediation services	\$16.29	\$33,876	3.64	\$9.38	\$19,520	\$10.80	\$22,458	\$13.36	\$27,791	\$17.38	\$36,155	\$26.32	\$54,743
Retail trade	\$15.31	\$31,835	2.71	\$8.77	\$18,236	\$9.60	\$19,958	\$11.72	\$24,374	\$16.50	\$34,324	\$25.06	\$52,126
Arts, entertainment, and recreation	\$13.17	\$27,386	3.54	\$8.55	\$17,789	\$9.04	\$18,794	\$11.00	\$22,872	\$15.32	\$31,859	\$20.09	\$41,788
Accommodation and food services	\$11.03	\$22,942	2.49	\$8.43	\$17,537	\$8.73	\$18,165	\$9.24	\$19,213	\$11.15	\$23,183	\$15.81	\$32,885

Weld

## Greeley MSA

**Figure 13a. Employment Distribution and Average Hourly Wage in Major Occupational Groups (Greeley Metropolitan Statistical Area, May 2015)**

**Figure 13b. Employment Distribution and Average Hourly Wage in Major Industry Groups (Greeley Metropolitan Statistical Area, May 2015)**

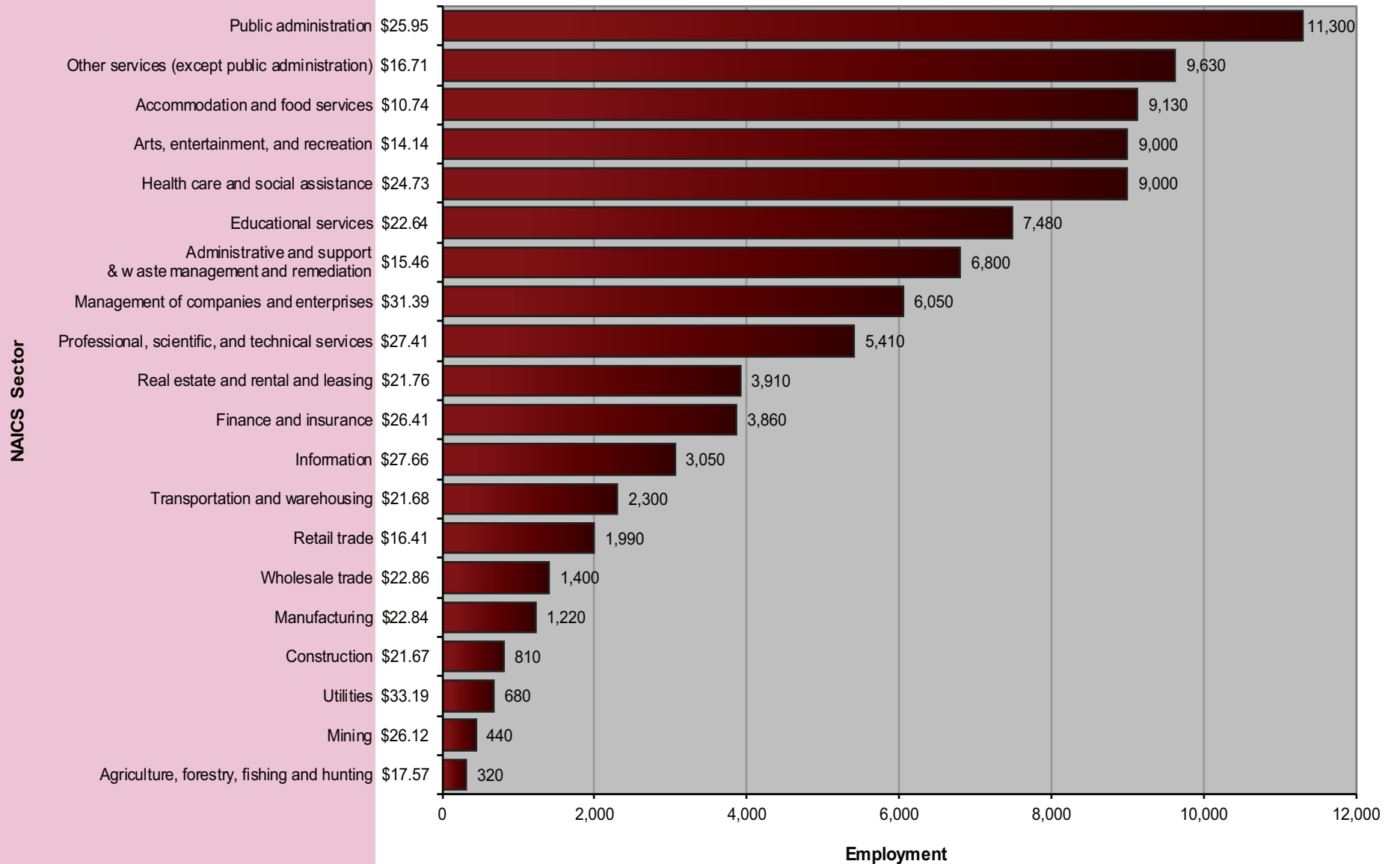
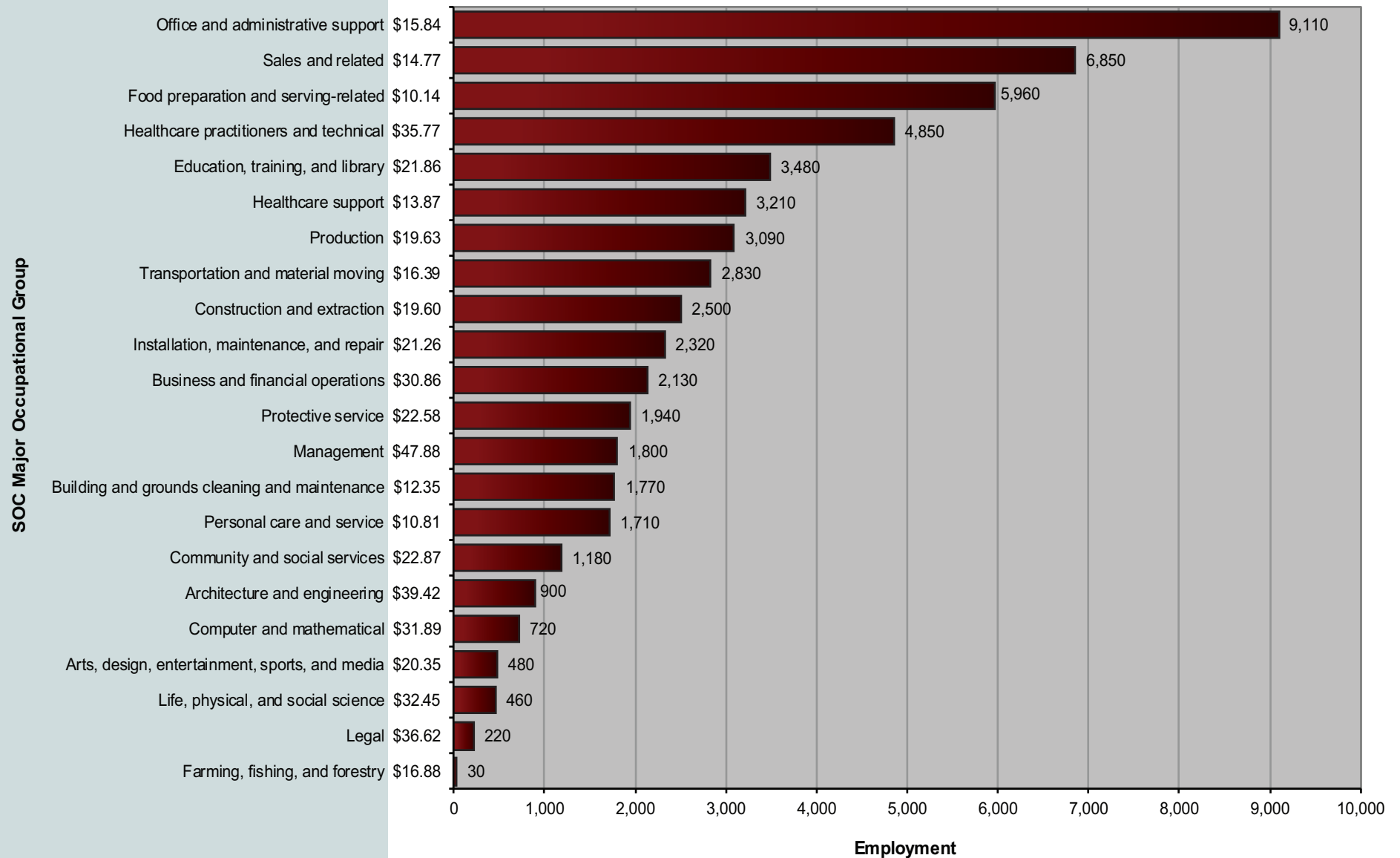


Table 17. Percentile Wages by Industry (Greeley MSA, May 2015)

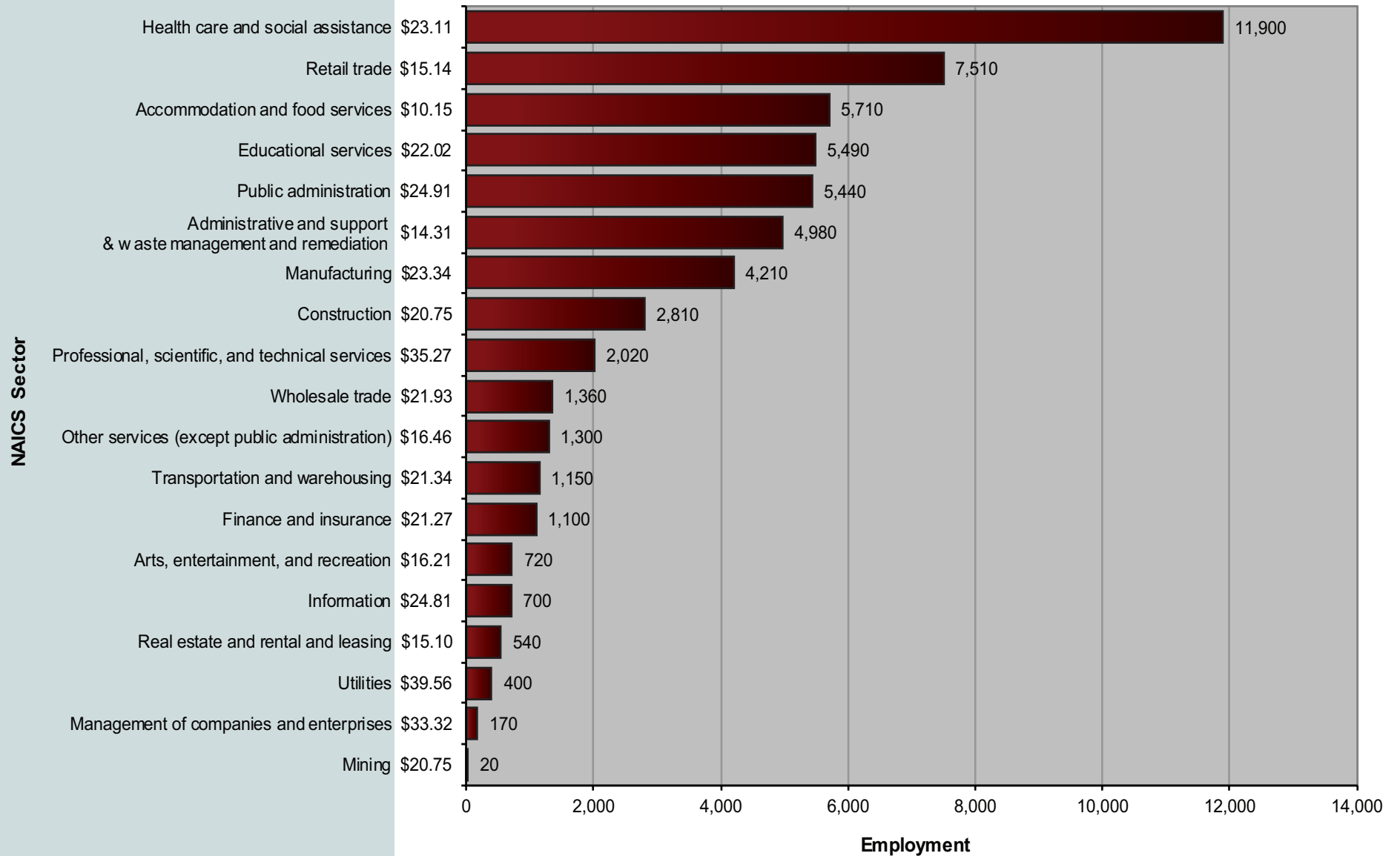
NAICS Sector	Average Hourly	Average Annual	PRSE*	10 <sup>th</sup> Percentile Hourly	10 <sup>th</sup> Percentile Annual	25 <sup>th</sup> Percentile Hourly	25 <sup>th</sup> Percentile Annual	Median Hourly	Median Annual	75 <sup>th</sup> Percentile Hourly	75 <sup>th</sup> Percentile Annual	90 <sup>th</sup> Percentile Hourly	90 <sup>th</sup> Percentile Annual
Utilities	\$33.19	\$69,034	7.81	\$9.57	\$19,898	\$19.26	\$40,063	\$35.46	\$73,753	\$43.96	\$91,436	\$48.51	\$100,892
Management of companies and enterprises	\$31.39	\$65,295	9.88	\$11.89	\$24,739	\$18.02	\$37,485	\$26.84	\$55,819	\$39.64	\$82,458	\$56.21	\$116,926
Information	\$27.66	\$57,529	6.27	\$9.97	\$20,736	\$14.47	\$30,100	\$25.42	\$52,874	\$34.93	\$72,662	\$47.36	\$98,518
Public administration	\$25.95	\$53,969	2.14	\$13.42	\$27,918	\$18.71	\$38,926	\$23.69	\$49,281	\$30.22	\$62,856	\$40.76	\$84,771
Mining	\$26.12	\$54,336	3	\$14.36	\$29,877	\$17.07	\$35,507	\$21.52	\$44,762	\$29.79	\$61,966	\$43.04	\$89,532
Finance and insurance	\$26.41	\$54,938	3.12	\$12.83	\$26,685	\$16.48	\$34,283	\$21.47	\$44,664	\$28.37	\$59,015	\$43.89	\$91,294
Professional, scientific, and technical services	\$27.41	\$57,021	5.95	\$10.91	\$22,683	\$14.11	\$29,349	\$21.07	\$43,821	\$34.35	\$71,453	\$51.44	\$107,000
Transportation and warehousing	\$21.68	\$45,096	2.93	\$12.89	\$26,817	\$16.51	\$34,342	\$20.50	\$42,648	\$25.21	\$52,446	\$31.47	\$65,466
Educational services	\$22.64	\$47,097	2.38	\$11.62	\$24,162	\$15.11	\$31,438	\$20.12	\$41,856	\$27.78	\$57,790	\$36.98	\$76,917
Construction	\$21.67	\$45,064	1.68	\$12.14	\$25,246	\$14.99	\$31,183	\$19.33	\$40,205	\$25.76	\$53,591	\$34.31	\$71,360
Wholesale trade	\$22.86	\$47,555	2.94	\$10.64	\$22,133	\$13.98	\$29,084	\$18.41	\$38,293	\$25.79	\$53,642	\$37.77	\$78,555
Manufacturing	\$22.84	\$47,500	5.41	\$11.92	\$24,792	\$15.72	\$32,705	\$18.17	\$37,796	\$24.27	\$50,472	\$37.75	\$78,512
Health care and social assistance	\$24.73	\$51,443	7.52	\$9.79	\$20,358	\$12.38	\$25,755	\$17.38	\$36,141	\$29.68	\$61,733	\$43.41	\$90,300
Real estate and rental and leasing	\$21.76	\$45,266	12.37	\$9.17	\$19,075	\$11.48	\$23,876	\$16.16	\$33,606	\$21.97	\$45,697	\$31.35	\$65,213
Other services (except public administration)	\$16.71	\$34,764	5.3	\$8.73	\$18,165	\$9.62	\$20,020	\$14.41	\$29,971	\$20.34	\$42,314	\$28.55	\$59,380
Agriculture, forestry, fishing and hunting	\$17.57	\$36,536	13.39	\$8.64	\$17,973	\$9.26	\$19,256	\$13.70	\$28,488	\$21.48	\$44,688	\$33.62	\$69,934
Administrative and support and waste management and remediation services	\$15.46	\$32,160	3.48	\$9.13	\$19,000	\$10.28	\$21,380	\$11.97	\$24,888	\$16.91	\$35,173	\$24.97	\$51,940
Retail trade	\$16.41	\$34,130	5.88	\$8.63	\$17,942	\$9.22	\$19,178	\$11.92	\$24,802	\$17.61	\$36,626	\$27.72	\$57,661
Arts, entertainment, and recreation	\$14.14	\$29,410	6.99	\$8.49	\$17,665	\$8.89	\$18,486	\$9.97	\$20,747	\$15.84	\$32,949	\$22.63	\$47,066
Accommodation and food services	\$10.74	\$22,336	2	\$8.43	\$17,525	\$8.72	\$18,134	\$9.21	\$19,150	\$10.99	\$22,849	\$14.29	\$29,720

Pueblo

## Pueblo MSA

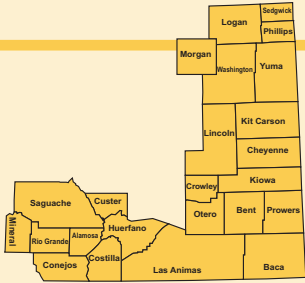
**Figure 14a. Employment Distribution and Average Hourly Wage in Major Occupational Groups (Pueblo Metropolitan Statistical Area, May 2015)**

**Figure 14b. Employment Distribution and Average Hourly Wage in Major Industry Groups (Pueblo Metropolitan Statistical Area, May 2015)**



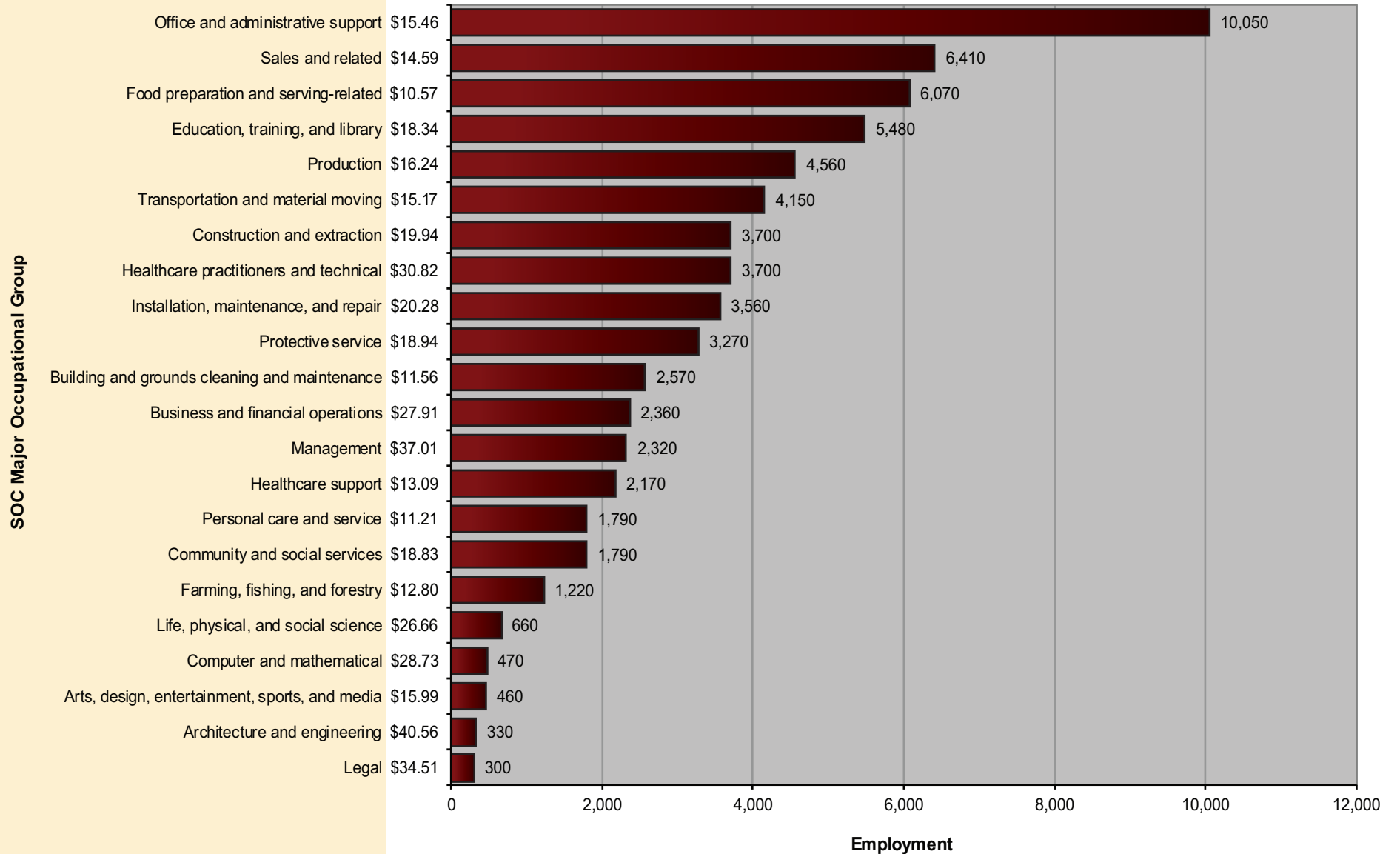
**Table 18. Percentile Wages by Industry (Pueblo MSA, May 2015)**

NAICS Sector	Average Hourly	Average Annual	PRSE*	10 <sup>th</sup> Percentile Hourly	10 <sup>th</sup> Percentile Annual	25 <sup>th</sup> Percentile Hourly	25 <sup>th</sup> Percentile Annual	Median Hourly	Median Annual	75 <sup>th</sup> Percentile Hourly	75 <sup>th</sup> Percentile Annual	90 <sup>th</sup> Percentile Hourly	90 <sup>th</sup> Percentile Annual
Utilities	\$39.56	\$82,289	4.14	\$25.38	\$52,783	\$31.12	\$64,729	\$36.80	\$76,545	\$44.98	\$93,553	\$53.23	\$110,710
Professional, scientific, and technical services	\$35.27	\$73,358	6.6	\$12.37	\$25,736	\$19.36	\$40,266	\$31.72	\$65,988	\$45.70	\$95,046	\$61.57	\$128,056
Management of companies and enterprises	\$33.32	\$69,296	11.42	\$14.90	\$30,996	\$19.63	\$40,831	\$28.22	\$58,705	\$37.83	\$78,687	\$61.94	\$128,843
Public administration	\$24.91	\$51,807	1.04	\$13.47	\$28,026	\$17.64	\$36,686	\$22.65	\$47,115	\$30.31	\$63,042	\$38.74	\$80,570
Information	\$24.81	\$51,600	17.07	\$9.17	\$19,074	\$13.11	\$27,261	\$22.55	\$46,911	\$33.23	\$69,120	\$43.16	\$89,774
Manufacturing	\$23.34	\$48,547	2.38	\$11.66	\$24,256	\$16.05	\$33,385	\$20.90	\$43,468	\$26.65	\$55,434	\$36.24	\$75,372
Educational services	\$22.02	\$45,792	1.7	\$11.63	\$24,180	\$15.17	\$31,552	\$19.89	\$41,362	\$27.30	\$56,786	\$35.85	\$74,577
Transportation and warehousing	\$21.34	\$44,378	2.04	\$15.08	\$31,363	\$16.63	\$34,590	\$19.53	\$40,615	\$25.16	\$52,327	\$29.49	\$61,332
Construction	\$20.75	\$43,159	2.94	\$10.57	\$21,987	\$13.85	\$28,804	\$18.28	\$38,026	\$25.71	\$53,480	\$33.27	\$69,205
Mining	\$20.75	\$43,169	4.33	\$11.36	\$23,626	\$15.39	\$32,017	\$17.41	\$36,215	\$20.94	\$43,560	\$35.89	\$74,644
Health care and social assistance	\$23.11	\$48,063	2.93	\$9.00	\$18,710	\$11.41	\$23,734	\$17.24	\$35,851	\$28.64	\$59,568	\$39.72	\$82,620
Wholesale trade	\$21.93	\$45,607	3.93	\$10.11	\$21,023	\$12.98	\$26,989	\$17.20	\$35,768	\$24.47	\$50,901	\$36.81	\$76,558
Finance and insurance	\$21.27	\$44,237	7.76	\$9.50	\$19,751	\$11.46	\$23,844	\$16.41	\$34,141	\$22.77	\$47,370	\$36.93	\$76,811
Real estate and rental and leasing	\$15.10	\$31,411	4.52	\$9.12	\$18,969	\$10.31	\$21,441	\$12.67	\$26,361	\$17.65	\$36,713	\$25.09	\$52,191
Other services (except public administration)	\$16.46	\$34,233	5.54	\$8.72	\$18,141	\$9.74	\$20,266	\$12.44	\$25,877	\$20.35	\$42,330	\$29.12	\$60,564
Administrative and support and waste management and remediation services	\$14.31	\$29,766	3.75	\$8.67	\$18,041	\$9.34	\$19,433	\$11.75	\$24,441	\$16.45	\$34,222	\$21.58	\$44,894
Retail trade	\$15.14	\$31,496	1.94	\$8.64	\$17,981	\$9.27	\$19,278	\$11.53	\$23,989	\$16.74	\$34,823	\$23.49	\$48,867
Arts, entertainment, and recreation	\$16.21	\$33,716	12.69	\$8.50	\$17,676	\$8.90	\$18,512	\$10.68	\$22,224	\$17.30	\$35,978	\$28.66	\$59,613
Accommodation and food services	\$10.15	\$21,104	2.76	\$8.40	\$17,469	\$8.65	\$17,995	\$9.07	\$18,872	\$9.71	\$20,187	\$13.38	\$27,828



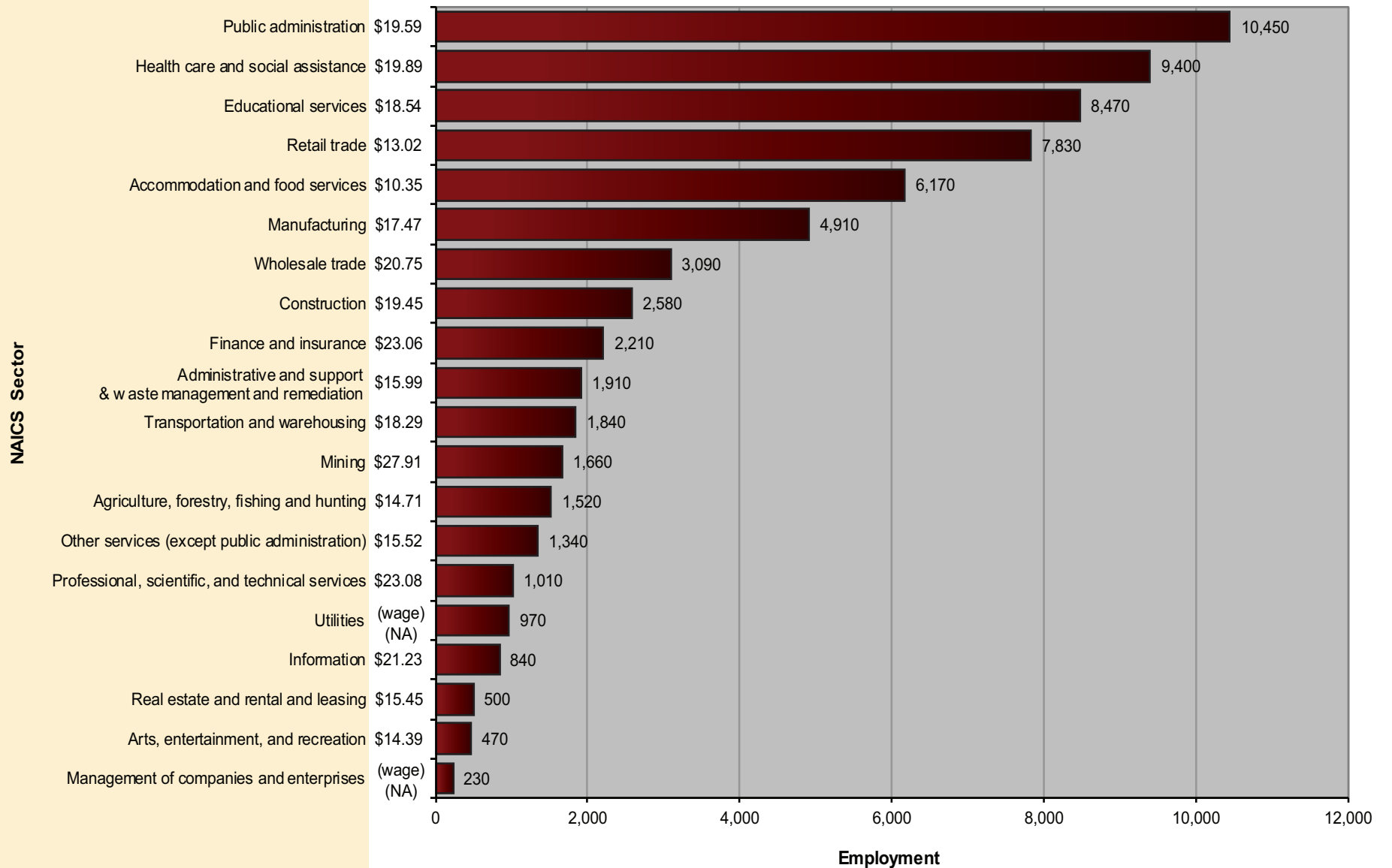
## Eastern & Southern

**Figure 15a. Employment Distribution and Average Hourly Wage in Major Occupational Groups (Eastern and Southern Colorado Balance of State Area, May 2015)**

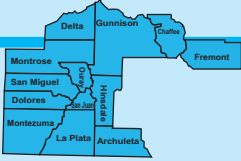




**Figure 15b. Employment Distribution and Average Hourly Wage in Major Industry Groups (Eastern and Southern Colorado Balance of State Area, May 2015)**

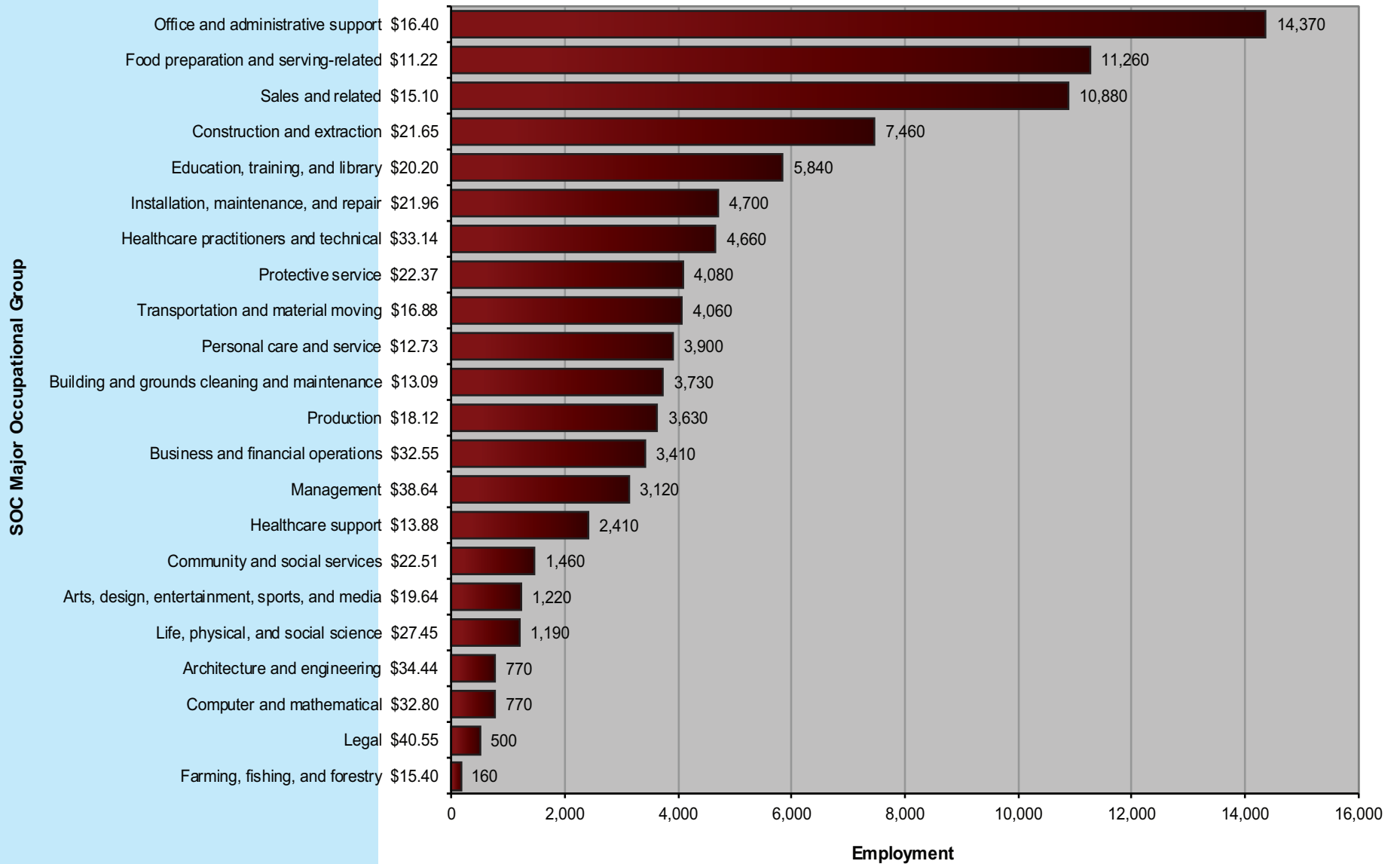






## Southwest

**Figure 16a. Employment Distribution and Average Hourly Wage in Major Occupational Groups (Southwest Colorado Balance of State Area, May 2015)**



**Figure 16b. Employment Distribution and Average Hourly Wage in Major Industry Groups (Southwest Colorado Balance of State Area, May 2015)**

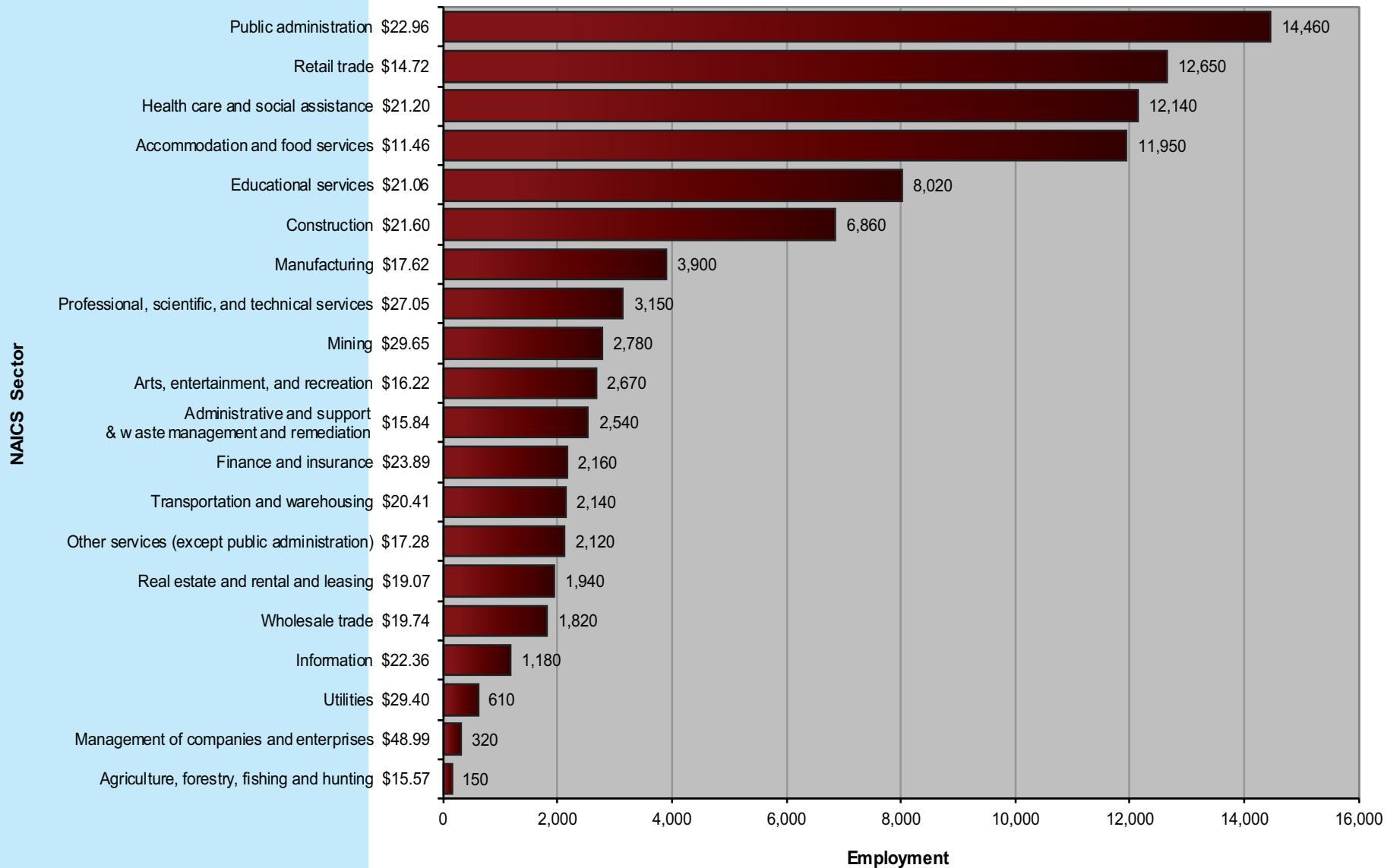
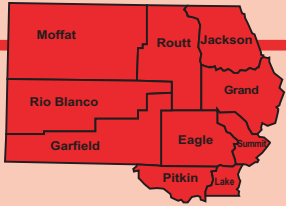


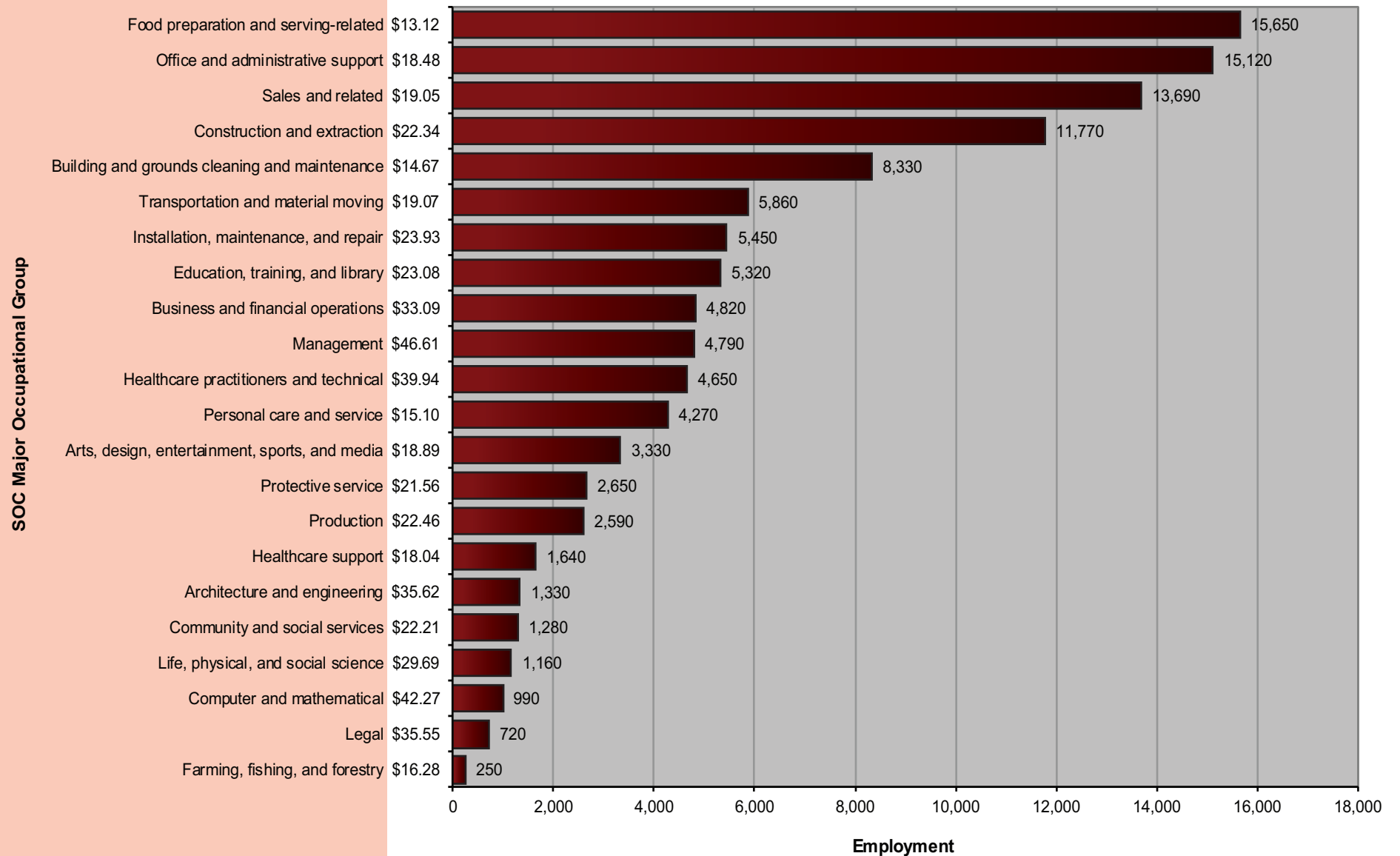
Table 20. Percentile Wages by Industry (Southwest Colorado BOS Area, May 2015)

NAICS Sector	Average Hourly	Average Annual	PRSE*	10 <sup>th</sup> Percentile Hourly	10 <sup>th</sup> Percentile Annual	25 <sup>th</sup> Percentile Hourly	25 <sup>th</sup> Percentile Annual	Median Hourly	Median Annual	75 <sup>th</sup> Percentile Hourly	75 <sup>th</sup> Percentile Annual	90 <sup>th</sup> Percentile Hourly	90 <sup>th</sup> Percentile Annual
Management of companies and enterprises	\$48.99	\$101,896	13.87	\$25.20	\$52,411	\$33.35	\$69,372	\$45.09	\$93,781	\$58.66	\$122,015	\$88.66	\$184,421
Utilities	\$29.40	\$61,150	5.08	\$12.33	\$25,647	\$18.99	\$39,500	\$29.69	\$61,747	\$37.57	\$78,140	\$45.93	\$95,528
Mining	\$29.65	\$61,673	5.26	\$15.49	\$32,221	\$20.03	\$41,654	\$25.90	\$53,878	\$34.67	\$72,105	\$47.23	\$98,242
Professional, scientific, and technical services	\$27.05	\$56,267	5.34	\$9.87	\$20,533	\$13.45	\$27,982	\$21.63	\$44,991	\$32.79	\$68,197	\$53.89	\$112,084
Public administration	\$22.96	\$47,760	1.42	\$10.72	\$22,301	\$15.68	\$32,616	\$21.22	\$44,138	\$28.40	\$59,072	\$36.10	\$75,094
Construction	\$21.60	\$44,918	2.18	\$12.55	\$26,102	\$16.12	\$33,527	\$20.48	\$42,595	\$25.41	\$52,851	\$31.07	\$64,629
Educational services	\$21.06	\$43,801	1.58	\$11.31	\$23,532	\$14.55	\$30,266	\$19.08	\$39,679	\$25.47	\$52,988	\$33.47	\$69,614
Information	\$22.36	\$46,502	5.87	\$9.15	\$19,035	\$12.53	\$26,069	\$18.03	\$37,500	\$29.02	\$60,368	\$41.81	\$86,956
Transportation and warehousing	\$20.41	\$42,447	3.87	\$10.02	\$20,850	\$13.06	\$27,165	\$17.31	\$36,012	\$25.96	\$53,989	\$33.94	\$70,597
Finance and insurance	\$23.89	\$49,686	4.69	\$10.92	\$22,722	\$13.11	\$27,277	\$17.23	\$35,834	\$26.32	\$54,741	\$44.91	\$93,413
Wholesale trade	\$19.74	\$41,053	3.83	\$9.24	\$19,219	\$11.82	\$24,576	\$16.80	\$34,934	\$22.96	\$47,767	\$32.85	\$68,331
Real estate and rental and leasing	\$19.07	\$39,657	6.54	\$9.82	\$20,425	\$12.30	\$25,590	\$15.85	\$32,958	\$21.68	\$45,099	\$28.85	\$60,013
Health care and social assistance	\$21.20	\$44,093	2.88	\$9.41	\$19,567	\$11.38	\$23,668	\$15.46	\$32,165	\$25.67	\$53,397	\$37.07	\$77,099
Manufacturing	\$17.62	\$36,659	3.24	\$9.29	\$19,329	\$12.11	\$25,179	\$15.21	\$31,635	\$20.33	\$42,281	\$28.79	\$59,880
Other services (except public administration)	\$17.28	\$35,952	5.9	\$8.80	\$18,312	\$9.92	\$20,629	\$14.32	\$29,787	\$22.02	\$45,805	\$29.90	\$62,182
Agriculture, forestry, fishing and hunting	\$15.57	\$32,376	15	\$8.89	\$18,491	\$10.61	\$22,066	\$14.27	\$29,688	\$20.84	\$43,353	\$23.44	\$48,756
Administrative and support and waste management and remediation services	\$15.84	\$32,956	4.35	\$8.99	\$18,696	\$10.82	\$22,512	\$14.26	\$29,666	\$18.20	\$37,852	\$23.41	\$48,695
Arts, entertainment, and recreation	\$16.22	\$33,745	3.88	\$8.81	\$18,317	\$9.90	\$20,600	\$13.72	\$28,531	\$18.77	\$39,050	\$25.41	\$52,849
Retail trade	\$14.72	\$30,621	2.17	\$8.81	\$18,334	\$9.84	\$20,475	\$12.54	\$26,080	\$16.68	\$34,690	\$22.56	\$46,917
Accommodation and food services	\$11.46	\$23,827	2.31	\$8.46	\$17,593	\$8.80	\$18,305	\$9.41	\$19,563	\$11.66	\$24,257	\$16.94	\$35,227



## Northwest

**Figure 17a. Employment Distribution and Average Hourly Wage in Major Occupational Groups (Northwest Colorado Balance of State Area, May 2015)**



**Figure 17b. Employment Distribution and Average Hourly Wage in Major Industry Groups (Northwest Colorado Balance of State Area, May 2015)**

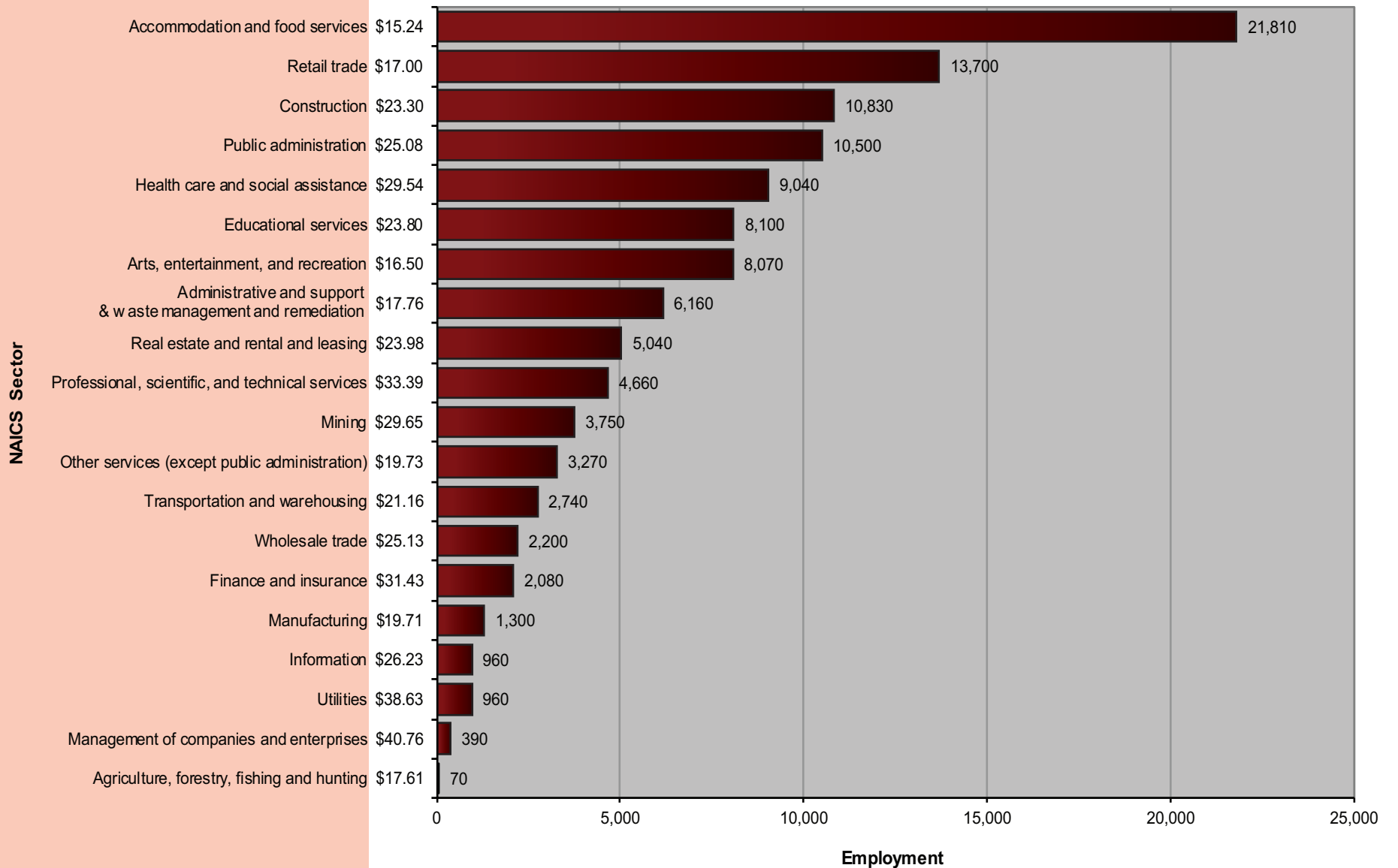


Table 21. Percentile Wages by Industry (Northwest Colorado BOS Area, May 2015)

NAICS Sector	Average Hourly	Average Annual	PRSE*	10 <sup>th</sup> Percentile Hourly	10 <sup>th</sup> Percentile Annual	25 <sup>th</sup> Percentile Hourly	25 <sup>th</sup> Percentile Annual	Median Hourly	Median Annual	75 <sup>th</sup> Percentile Hourly	75 <sup>th</sup> Percentile Annual	90 <sup>th</sup> Percentile Hourly	90 <sup>th</sup> Percentile Annual
Utilities	\$38.63	\$80,356	4.27	\$24.73	\$51,429	\$31.41	\$65,342	\$39.94	\$83,078	\$46.51	\$96,737	\$52.95	\$110,133
Management of companies and enterprises	\$40.76	\$84,778	16.7	\$15.70	\$32,662	\$20.79	\$43,242	\$31.76	\$66,054	\$41.54	\$86,399	\$92.86	\$193,154
Mining	\$29.65	\$61,662	3.49	\$16.37	\$34,051	\$20.64	\$42,930	\$27.49	\$57,181	\$35.39	\$73,611	\$45.79	\$95,251
Professional, scientific, and technical services	\$33.39	\$69,441	4.92	\$12.79	\$26,599	\$18.34	\$38,153	\$26.71	\$55,549	\$39.95	\$83,092	\$58.65	\$121,991
Public administration	\$25.08	\$52,172	1.37	\$13.36	\$27,790	\$17.30	\$35,977	\$23.01	\$47,862	\$30.25	\$62,928	\$38.34	\$79,741
Finance and insurance	\$31.43	\$65,368	6.83	\$12.81	\$26,650	\$16.11	\$33,513	\$22.78	\$47,374	\$34.53	\$71,820	\$61.53	\$127,975
Health care and social assistance	\$29.54	\$61,441	3.14	\$12.72	\$26,457	\$15.99	\$33,253	\$22.63	\$47,064	\$36.10	\$75,095	\$49.43	\$102,805
Construction	\$23.30	\$48,471	2.26	\$12.37	\$25,720	\$16.24	\$33,786	\$21.70	\$45,141	\$28.27	\$58,800	\$35.79	\$74,445
Educational services	\$23.80	\$49,497	2.39	\$13.02	\$27,073	\$16.53	\$34,382	\$21.38	\$44,478	\$28.05	\$58,350	\$36.71	\$76,356
Wholesale trade	\$25.13	\$52,267	5.5	\$10.90	\$22,672	\$14.80	\$30,782	\$19.80	\$41,180	\$27.86	\$57,955	\$43.02	\$89,481
Information	\$26.23	\$54,549	10.39	\$9.30	\$19,353	\$13.26	\$27,584	\$19.59	\$40,751	\$33.80	\$70,304	\$44.89	\$93,363
Transportation and warehousing	\$21.16	\$44,008	2.88	\$11.48	\$23,887	\$14.69	\$30,545	\$18.88	\$39,271	\$26.86	\$55,873	\$32.04	\$66,634
Real estate and rental and leasing	\$23.98	\$49,873	4.86	\$11.10	\$23,080	\$14.20	\$29,544	\$18.48	\$38,442	\$26.79	\$55,733	\$42.37	\$88,133
Manufacturing	\$19.71	\$41,006	4.85	\$10.18	\$21,167	\$13.21	\$27,477	\$18.00	\$37,448	\$23.88	\$49,680	\$30.60	\$63,647
Other services (except public administration)	\$19.73	\$41,043	4	\$9.20	\$19,133	\$11.72	\$24,369	\$16.63	\$34,598	\$23.62	\$49,128	\$35.85	\$74,567
Agriculture, forestry, fishing and hunting	\$17.61	\$36,620	14.61	\$9.24	\$19,224	\$11.32	\$23,547	\$15.53	\$32,296	\$23.43	\$48,725	\$28.14	\$58,523
Administrative and support and waste management and remediation services	\$17.76	\$36,943	4.24	\$10.29	\$21,411	\$12.40	\$25,782	\$15.50	\$32,238	\$20.70	\$43,061	\$27.90	\$58,023
Retail trade	\$17.00	\$35,352	2.81	\$9.30	\$19,352	\$11.18	\$23,255	\$14.11	\$29,351	\$18.53	\$38,541	\$27.36	\$56,903
Arts, entertainment, and recreation	\$16.50	\$34,320	4.55	\$9.07	\$18,872	\$10.43	\$21,698	\$13.17	\$27,391	\$18.53	\$38,544	\$27.83	\$57,889
Accommodation and food services	\$15.24	\$31,694	2.53	\$8.77	\$18,232	\$9.67	\$20,105	\$12.67	\$26,349	\$17.35	\$36,083	\$23.71	\$49,322



## Technical Notes and Methodology

### Scope of the survey

The Occupational Employment Statistics (OES) survey is a semiannual mail survey measuring occupational employment and wage rates for wage and salary workers in nonfarm establishments in the United States. OES data available from BLS include cross-industry occupational employment and wage estimates for the nation; over 650 areas, including states and the District of Columbia, metropolitan statistical areas (MSAs), metropolitan divisions, nonmetropolitan areas, and territories; national industry-specific estimates at the NAICS sector, 3-, 4-, and selected 5- and 6-digit industry levels; and national estimates by ownership across all industries and for schools and hospitals.

The OES survey is a cooperative effort between BLS and the State Workforce Agencies (SWAs). BLS funds the survey and provides the procedures and technical support, while the State Workforce Agencies collect most of the data. OES estimates are constructed from a sample of about 1.2 million establishments. Each year, forms are mailed to two semiannual panels of approximately 200,000 sampled establishments, one panel in May and the other in November. May 2015 estimates are based on responses from six semiannual panels collected over a 3-year period: May 2015, November 2014, May 2014, November 2013, May 2013, and November 2012. The overall national response rate for the six panels is 73.5 percent based on establishments and 69.6 percent based on employment. The unweighted employment of sampled establishments across all six semiannual panels represents approximately 57.9 percent of total national employment. (Response rates are slightly lower for these estimates due to the Federal shutdown in October 2013.)

### The occupational coding system

The OES survey categorizes workers into 821 detailed occupations based on the Office of Management and Budget's 2010 Standard Occupational Classification (SOC) system. Together, these detailed occupations make up 22 of the 23 SOC major occupational groups. Major group 55, Military Specific Occupations, is not included. The major groups are as follows:

- Management occupations
- Business and financial operations occupations
- Computer and mathematical occupations
- Architecture and engineering occupations
- Life, physical, and social science occupations
- Community and social services occupations
- Legal occupations
- Education, training and library occupations
- Arts, design, entertainment, sports, and media occupations
- Healthcare practitioner and technical occupations
- Healthcare support occupations
- Protective service occupations
- Food preparation and serving related occupations
- Building and grounds cleaning and maintenance occupations
- Personal care and service occupations
- Sales and related occupations
- Office and administrative support occupations
- Farming, fishing, and forestry, occupations
- Construction, and extraction occupations
- Installation, maintenance, and repair occupations
- Production occupations
- Transportation and material moving occupations

- Military specific occupations (not surveyed in OES).

For more information about the SOC system, please see the BLS website at [www.bls.gov/soc/](http://www.bls.gov/soc/).

### The industry coding system

The May 2015 OES estimates are based on the 2012 North American Industry Classification System (NAICS). For more information about NAICS, see the BLS website at [www.bls.gov/bls/naics.htm](http://www.bls.gov/bls/naics.htm).

The OES survey excludes the majority of the agricultural sector, with the exception of logging (NAICS 113310), support activities for crop production (NAICS 1151), and support activities for animal production (NAICS 1152). Private households (NAICS 814) also are excluded. OES federal government data include the U.S. Postal Service and the federal executive branch only. All other industries, including state and local government, are covered by the survey.

The OES survey covers all full- and part-time wage and salary workers in nonfarm industries. The survey does not include the self-employed, owners and partners in unincorporated firms, household workers, or unpaid family workers.

## Survey sample

The OES survey draws its sample from state unemployment insurance (UI) files. Supplemental sources are used for rail transportation (NAICS 4821) and Guam because they do not report to the UI program. The OES survey sample is stratified by metropolitan and nonmetropolitan area, industry, and size.

To provide the most occupational coverage, larger employers are more likely to be selected than smaller employers. An annual census is taken of the executive branch of the federal government, the U.S. Postal Service, and state government.

## Concepts

Occupational employment is the estimate of total wage and salary employment in an occupation. The OES survey defines employment as the number of workers who can be classified as full- or part-time employees, including workers on paid vacations or other types of paid leave; workers on unpaid short-term absences; salaried officers, executives, and staff members of incorporated firms; employees temporarily assigned to other units; and employees for whom the reporting unit is their permanent duty station, regardless of whether that unit prepares their paycheck. The survey does not include the self-employed, owners and partners in unincorporated firms, household workers, or unpaid family workers.

Wages for the OES survey are straight-time, gross pay, exclusive of premium pay. Base rate; cost-of-living allowances; guaranteed pay; hazardous-duty pay; incentive pay, including commissions and production bonuses; and tips are included. Excluded are overtime pay, severance pay, shift differentials, nonproduction bonuses, employer cost for supplementary benefits, and tuition reimbursements.

OES receives wage rate data for the federal government, the U.S. Postal Service, and most state governments. For the remaining establishments, the OES survey collects wage data in 12 intervals.

The wage intervals used to collect data in May 2015, November 2014, May 2014, and November 2013 are as follows:

<i>Wage Intervals used for the May 2015 OES Survey</i>		
Interval	Hourly Wages	Annual Wages
Range A	Under \$9.25	Under \$19,240
Range B	\$9.25 to \$11.74	\$19,240 to \$24,439
Range C	\$11.75 to \$14.74	\$24,440 to \$30,679
Range D	\$14.75 to \$18.74	\$30,680 to \$38,999
Range E	\$18.75 to \$23.99	\$39,000 to \$49,919
Range F	\$24.00 to \$30.24	\$49,920 to \$62,919
Range G	\$30.25 to \$38.49	\$62,920 to \$80,079
Range H	\$38.50 to \$48.99	\$80,080 to \$101,919
Range I	\$49.00 to \$61.99	\$101,920 to \$128,959
Range J	\$62.00 to \$78.74	\$128,960 to \$163,799
Range K	\$78.75 to \$99.99	\$163,800 to \$207,999
Range L	\$100.00 and over	\$208,000 and over

The wage intervals used to collect data in May 2013, November 2012, May 2012, and November 2011 are as follows:

<i>Wage Intervals used for the May 2013 OES Survey</i>		
Interval	Hourly Wages	Annual Wages
Range A	Under \$9.25	Under \$19,240
Range B	\$9.25 to \$11.49	\$19,240 to \$23,919
Range C	\$11.50 to \$14.49	\$23,920 to \$30,159
Range D	\$14.50 to \$18.24	\$30,160 to \$37,959
Range E	\$18.25 to \$22.74	\$37,960 to \$47,319
Range F	\$22.75 to \$28.74	\$47,320 to \$59,799
Range G	\$28.75 to \$35.99	\$59,800 to \$74,879
Range H	\$36.00 to \$45.24	\$74,880 to \$94,119
Range I	\$45.25 to \$56.99	\$94,120 to \$118,559
Range J	\$57.00 to \$71.49	\$118,560 to \$148,719
Range K	\$71.50 to \$89.99	\$148,720 to \$187,199
Range L	\$90.00 and over	\$187,200 and over

For each occupation, respondents are asked to report the number of employees paid within specific wage intervals. The intervals are defined both as hourly rates and the corresponding annual rates, where the annual rate for an occupation is calculated by multiplying the hourly wage rate by a typical work year of 2,080 hours. The responding establishments are instructed to report the hourly rate for part-time workers, and to report annual rates for occupations that are typically paid at an annual rate but do not work 2,080 hours per year, such as teachers, pilots,

and flight attendants. Other workers, such as some entertainment workers, are paid hourly rates, but generally do not work 40 hours per week, year round. For these workers, only an hourly wage is reported.

### Estimation methodology

The OES survey is designed to produce estimates by combining six panels of data collected over a 3-year period. Each OES panel includes approximately 200,000 establishments. The full six-

panel sample of nearly 1.2 million establishments allows the production of estimates at detailed levels of geography, industry, and occupation.

**Wage updating.** Significant reductions in sampling errors are obtained by combining six panels of data, particularly for small geographic areas and occupations. Wages for the current panel need no adjustment. However, wages in the five previous panels need to be updated to the current panel's reference period.

The OES program uses the BLS Employment Cost Index (ECI) to adjust survey data from prior panels before combining them with the current panel's data. The wage updating procedure adjusts each detailed occupation's wage rate, as measured in the earlier panel, according to the average movement of its broader occupational division.

**Imputation.** About 25 percent of establishments do not respond for a given panel. A "nearest neighbor" hot deck imputation procedure is used to impute missing occupational employment totals. A variant of mean imputation is used to impute missing wage distributions. In some cases, data for current panel nonrespondents are available for earlier panels. In those cases, the older data may be used and aged to represent the current reference period.

**Weighting and benchmarking.** The sampled establishments are weighted to represent all establishments for the reference period. Weights are further adjusted by the ratio of employment totals (the average of November 2013 and May 2015 employment) from the BLS Quarterly Census of Employment and Wages to employment totals from the OES survey.

**Reliability of the estimates.** Estimates calculated from a sample survey are subject to two types of error: sampling and nonsampling. Sampling error occurs when estimates are calculated from a subset (that is, a sample) of the population instead of the full population. When a sample of the population is surveyed, there is a chance that the sample estimate of the characteristic of interest may differ from the population value of that characteristic. Differences between the sample estimate and the population value will vary depending on the sample selected. This variability can be estimated by calculating the standard error (SE) of the sample estimate. If we were to repeat the sampling and estimation process countless times using the same survey design, approximately 90 percent of the intervals created by adding and subtracting 1.645 SEs from the sample estimate would include the population value. These intervals are called 90-percent confidence intervals. The OES survey, however, usually uses the relative standard error (RSE) of a sample estimate instead of its SE to measure sampling error. RSE is defined as the SE of a sample estimate divided by the sample estimate itself. This statistic provides the user with a measure of the relative precision of the sample estimate. RSEs are calculated for both occupational employment and mean wage rate estimates. Occupational employment RSEs are calculated using a subsample, random group replication technique called the jackknife. Mean wage rate RSEs are calculated using a variance components model that accounts for both the observed and unobserved components of the wage data. The variances of the unobserved components are estimated using wage data from the BLS National Compensation Survey. In general, estimates based on many establishments have lower RSEs than estimates based on few establishments. If the distributional assumptions of the models are violated, the resulting confidence intervals may not reflect the prescribed level of confidence.

Nonsampling error occurs for a variety of reasons, none of which are directly connected to sampling. Examples of nonsampling error include: nonresponse, data incorrectly reported by the respondent, errors in the administrative data used to create the sampling frame, mistakes made in entering collected data into the database, and mistakes made in editing and processing the collected data. Every attempt is made to minimize nonsampling error through survey methods such as data editing, imputation methods, and benchmarking of data to current employment totals.

### Changes and special procedures for the May 2015 estimates

With the issuance of data for May 2015, the OES program has incorporated redefined metropolitan area definitions as designated by the Office of

Management and Budget. OES data are available for 394 metropolitan areas, 38 metropolitan divisions, and 167 OES-defined nonmetropolitan areas. A listing of the areas and their definitions can be found at [www.bls.gov/oes/current/msa\\_def.htm](http://www.bls.gov/oes/current/msa_def.htm).

The Quarterly Census of Employment and Wages program, from which the OES sample is drawn, has recently begun coding some establishments that were historically found in NAICS 814110 Private Households to NAICS 624120 Services for the Elderly and Persons with Disabilities. Private households are out of scope for OES, so this shift caused a scope increase for OES in NAICS 624120. Because this scope increase affected only the most recent (May 2015) of the six survey panels used to produce the May 2015 OES estimates, the units that shifted industries were removed from the survey data and not used in estimation.

---

## Definitions

### Covered Employment

Employment covered by state unemployment insurance laws or, for federal workers, covered by the Unemployment Compensation for Federal Employees program.

### Establishment

A business, usually at a particular physical location, that engages in one or more types of economic activity; for example, a factory, mine, store, or office. Generally a single establishment produces a single good or provides a single service. An enterprise (a private firm, government, or non-profit organization) could consist of a single

establishment or multiple establishments. A multi-establishment enterprise could have all its establishments in one industry (ie, a chain), or could have various establishments in different industries (ie, a conglomerate). Some establishments, such as construction firms, may have a small fixed base but perform the bulk of their economic activity at various jobsites.

### Occupation

A set of activities or tasks employees are paid to perform. Employees that perform essentially the same tasks are in the same occupation, whether or not they are in the same industry. Some occupations are concentrated in a few particular industries; other occupations are found in the majority of industries.

## Colorado Regions: Metropolitan Statistical Areas (MSAs) and Balance of State (BOS) Areas

Area Code	County Code	County Name	Area Code	County Code	County Name	Area Code	County Code	County Name
<b>Boulder MSA</b>			<b>Eastern &amp; Southern Colorado BOS Area</b>			<b>Southwest Colorado BOS Area</b>		
14500	013	BOULDER	00001	003	ALAMOSA	00002	007	ARCHULETA
<b>Colorado Springs MSA</b>			00001	009	BACA	00002	015	CHAFFEE
17820	041	EL PASO	00001	011	BENT	00002	029	DELTA
17820	119	TELLER	00001	017	CHEYENNE	00002	033	DOLORES
<b>Denver-Aurora MSA</b>			00001	021	CONEJOS	00002	043	FREMONT
19740	001	ADAMS	00001	023	COSTILLA	00002	051	GUNNISON
19740	005	ARAPAHOE	00001	025	CROWLEY	00002	053	HINSDALE
19740	014	BROOMFIELD	00001	027	CUSTER	00002	067	LA PLATA
19740	019	CLEAR CREEK	00001	027	CUSTER	00002	083	MONTEZUMA
19740	031	DENVER	00001	055	HUERFANO	00002	085	MONTRORSE
19740	035	DOUGLAS	00001	061	KIOWA	00002	091	OURAY
19740	039	ELBERT	00001	063	KIT CARSON	00002	111	SAN JUAN
19740	047	GILPIN	00001	071	LAS ANIMAS	00002	113	SAN MIGUEL
19740	059	JEFFERSON	00001	073	LINCOLN	<b>Northwest Colorado BOS Area</b>		
19740	093	PARK	00001	075	LOGAN	00003	037	EAGLE
<b>Fort Collins-Loveland MSA</b>			00001	079	MINERAL	00003	045	GARFIELD
22660	069	LARIMER	00001	087	MORGAN	00003	049	GRAND
<b>Grand Junction MSA</b>			00001	089	OTERO	00003	057	JACKSON
24300	077	MESA	00001	095	PHILLIPS	00003	065	LAKE
<b>Greeley MSA</b>			00001	099	PROWERS	00003	091	MOFFAT
24540	123	WELD	00001	105	RIO GRANDE	00003	097	PITKIN
<b>Pueblo MSA</b>			00001	109	SAGUACHE	00003	103	RIO BLANCO
39380	101	PUEBLO	00001	115	SEDGWICK	00003	107	ROUTT
			00001	121	WASHINGTON	00003	117	SUMMIT
			00001	125	YUMA			

Occupational Code	Occupational Title	Employment Estimate	Employment Percentage Relative Standard Error	Average Hourly Wage	Average Annual Wage	Wage Percentage Relative Standard Error	10th Percentile (Hourly)	25th Percentile (Hourly)	50th Percentile (Hourly)	75th Percentile (Hourly)	90th Percentile (Hourly)	10th Percentile (Annual)	25th Percentile (Annual)	50th Percentile (Annual)	75th Percentile (Annual)	90th Percentile (Annual)
<b>00-0000</b>	<b>Total all occupations</b>	<b>2,451,480</b>	<b>0.44</b>	<b>\$24.60</b>	<b>\$51,177</b>	<b>0.57</b>	<b>\$9.21</b>	<b>\$12.04</b>	<b>\$18.65</b>	<b>\$29.97</b>	<b>\$46.61</b>	<b>\$19,160</b>	<b>\$25,046</b>	<b>\$38,801</b>	<b>\$62,335</b>	<b>\$96,950</b>
<b>11-0000</b>	<b>Management</b>	<b>108,200</b>	<b>1.16</b>	<b>\$59.02</b>	<b>\$122,764</b>	<b>0.75</b>	<b>\$24.92</b>	<b>\$35.31</b>	<b>\$51.63</b>	<b>\$73.30</b>	<b>#</b>	<b>\$51,844</b>	<b>\$73,444</b>	<b>\$107,383</b>	<b>\$152,455</b>	<b>#</b>
11-1011	Chief executives	1,030	5.78	\$95.78	\$199,226	3.54	\$42.40	\$58.09	\$90.91	#	#	\$88,182	\$120,825	\$189,092	#	#
11-1021	General and operations managers	40,520	1.66	\$60.97	\$126,828	1.14	\$22.23	\$32.76	\$50.27	\$77.96	#	\$46,239	\$68,131	\$104,557	\$162,165	#
11-1031	Legislators	690	9.4	#	\$72,790	8.73	#	#	#	#	#	\$17,892	\$19,054	\$55,578	\$86,946	\$126,751
11-2011	Advertising and promotions managers	550	27.64	\$60.19	\$125,189	8.22	\$25.92	\$35.64	\$62.40	\$74.43	\$91.99	\$53,913	\$74,139	\$129,788	\$150,648	\$191,349
11-2021	Marketing managers	2,750	6.2	\$70.31	\$146,251	2.31	\$34.60	\$47.69	\$65.38	\$87.59	#	\$71,961	\$99,190	\$135,990	\$182,197	#
11-2022	Sales managers	4,580	4.17	\$66.87	\$139,088	2.15	\$28.97	\$40.16	\$60.93	\$84.04	#	\$60,259	\$83,525	\$126,740	\$174,813	#
11-2031	Public relations and fundraising managers	880	3.96	\$63.09	\$131,236	2.11	\$34.09	\$43.68	\$57.96	\$77.00	#	\$70,900	\$90,850	\$120,562	\$160,151	#
11-3011	Administrative services managers	2,390	3.28	\$48.31	\$100,485	1.49	\$24.20	\$32.66	\$45.00	\$58.88	\$74.60	\$50,326	\$67,940	\$93,592	\$122,480	\$155,174
11-3021	Computer and information systems managers	6,360	4.34	\$75.99	\$158,069	2.74	\$46.34	\$57.06	\$70.42	\$87.93	#	\$96,388	\$118,688	\$146,478	\$182,893	#
11-3031	Financial managers	5,520	3.72	\$73.55	\$152,974	1.48	\$39.98	\$51.82	\$65.86	\$87.16	#	\$83,161	\$107,793	\$136,982	\$181,286	#
11-3051	Industrial production managers	1,270	5.13	\$52.91	\$110,044	1.97	\$30.52	\$38.21	\$49.15	\$62.83	\$78.72	\$63,476	\$79,466	\$102,233	\$130,688	\$163,741
11-3061	Purchasing managers	880	6.92	\$61.52	\$127,956	1.51	\$40.62	\$50.29	\$59.78	\$71.62	\$84.98	\$84,483	\$104,605	\$124,349	\$148,964	\$176,766
11-3071	Transportation, storage, and distribution managers	1,350	7.47	\$53.25	\$110,765	3.22	\$28.71	\$36.94	\$49.19	\$61.00	\$82.31	\$59,715	\$76,844	\$102,323	\$126,881	\$171,198
11-3111	Compensation and benefits managers	190	16.24	\$66.60	\$138,522	3.25	\$34.75	\$50.81	\$66.19	\$78.67	#	\$72,290	\$105,677	\$137,685	\$163,642	#
11-3121	Human resources managers	1,530	4.27	\$66.03	\$137,352	1.79	\$38.80	\$47.57	\$60.19	\$77.89	#	\$80,714	\$98,945	\$125,204	\$162,012	#
11-3131	Training and development managers	340	8.43	\$53.13	\$110,509	2.14	\$34.22	\$41.16	\$51.34	\$62.19	\$75.47	\$71,184	\$85,606	\$106,783	\$129,354	\$156,975
11-9013	Farmers, ranchers, and other agricultural managers	40	46.74	\$21.24	\$44,185	10.39	\$13.91	\$16.49	\$20.13	\$23.34	\$33.68	\$28,943	\$34,301	\$41,868	\$48,550	\$70,054
11-9021	Construction managers	6,380	7.23	\$44.55	\$92,673	2.47	\$24.90	\$30.79	\$41.29	\$54.11	\$68.71	\$51,784	\$64,041	\$85,877	\$112,549	\$142,912
11-9031	Education administrators, preschool and childcare center/program	630	16.61	\$23.24	\$48,336	4.86	\$13.25	\$15.64	\$20.76	\$27.39	\$37.45	\$27,565	\$32,529	\$43,184	\$56,970	\$77,896
11-9032	Education administrators, elementary and secondary school	4,420	0.92	#	\$86,049	1.01	#	#	#	#	#	\$62,093	\$72,421	\$86,429	\$98,891	\$115,844
11-9033	Education administrators, postsecondary	2,180	3.34	\$42.75	\$88,916	3.6	\$20.72	\$27.23	\$37.09	\$49.62	\$73.70	\$43,091	\$56,648	\$77,140	\$103,208	\$153,287
11-9039	Education administrators, all other	570	6.65	\$41.69	\$86,719	2.24	\$23.55	\$30.58	\$39.63	\$51.58	\$61.65	\$48,987	\$63,616	\$82,440	\$107,284	\$128,226
11-9041	Architectural and engineering managers	3,640	5.94	\$77.20	\$160,570	1.88	\$51.06	\$60.35	\$71.89	\$88.88	#	\$106,203	\$125,526	\$149,529	\$184,873	#
11-9051	Food service managers	2,050	13.17	\$29.98	\$62,357	3.92	\$16.79	\$21.09	\$28.03	\$35.64	\$45.65	\$34,916	\$43,857	\$58,297	\$74,122	\$94,954
11-9061	Funeral service managers	100	27.31	\$30.63	\$63,713	5.66	\$21.74	\$26.38	\$31.56	\$35.64	\$38.09	\$45,215	\$54,861	\$65,637	\$74,127	\$79,221
11-9071	Gaming managers	50	20.88	\$29.10	\$60,526	5.98	\$20.31	\$22.07	\$25.30	\$31.69	\$39.50	\$42,247	\$45,907	\$52,632	\$65,923	\$82,159
11-9081	Lodging managers	570	15.76	\$33.80	\$70,312	8.41	\$16.66	\$21.26	\$27.83	\$35.67	\$55.26	\$34,643	\$44,212	\$57,888	\$74,191	\$114,947
11-9111	Medical and health services managers	4,040	3.95	\$54.78	\$113,934	2.37	\$30.67	\$38.01	\$49.22	\$63.56	\$84.42	\$63,798	\$79,066	\$102,382	\$132,211	\$175,598
11-9121	Natural sciences managers	1,370	6.98	\$66.33	\$137,965	3.92	\$40.69	\$48.81	\$59.37	\$74.20	#	\$84,642	\$101,522	\$123,494	\$154,346	#
11-9131	Postmasters and mail superintendents	230	0	\$32.73	\$68,083	0.64	\$20.00	\$29.26	\$32.55	\$38.08	\$41.60	\$41,592	\$60,864	\$67,704	\$79,203	\$86,536
11-9141	Property, real estate, and community association managers	2,190	9.53	\$41.16	\$85,604	4.02	\$18.45	\$23.13	\$34.84	\$48.98	\$73.54	\$38,368	\$48,116	\$72,461	\$101,870	\$152,973
11-9151	Social and community service managers	1,440	6.09	\$34.11	\$70,948	1.58	\$19.65	\$25.30	\$31.43	\$41.81	\$52.44	\$40,864	\$52,633	\$65,367	\$86,971	\$109,069
11-9161	Emergency management directors	140	5.95	\$37.61	\$78,225	2.23	\$19.40	\$27.52	\$36.33	\$46.87	\$59.26	\$40,344	\$57,233	\$75,559	\$97,483	\$123,268
11-9199	Managers, all other	7,350	2.35	\$60.58	\$126,009	1.47	\$31.97	\$43.58	\$55.99	\$71.84	#	\$66,487	\$90,643	\$116,452	\$149,426	#
<b>13-0000</b>	<b>Business and financial operations</b>	<b>166,760</b>	<b>1.26</b>	<b>\$36.37</b>	<b>\$75,640</b>	<b>0.73</b>	<b>\$18.41</b>	<b>\$24.49</b>	<b>\$32.87</b>	<b>\$43.99</b>	<b>\$57.94</b>	<b>\$38,292</b>	<b>\$50,937</b>	<b>\$68,368</b>	<b>\$91,491</b>	<b>\$120,517</b>
13-1011	Agents and business managers of artists, performers, and athletes	90	17.32	#	#	#	#	#	#	#	#	#	#	#	#	#
13-1021	Buyers and purchasing agents, farm products	100	18.65	\$30.19	\$62,798	3.53	\$19.56	\$23.41	\$28.69	\$35.19	\$42.95	\$40,679	\$48,694	\$59,667	\$73,196	\$89,329
13-1022	Wholesale and retail buyers, except farm products	1,680	10.37	\$26.80	\$55,746	3.08	\$15.29	\$18.74	\$24.06	\$30.39	\$42.56	\$31,807	\$38,987	\$50,047	\$63,202	\$88,518
13-1023	Purchasing agents, except wholesale, retail, and farm products	6,160	3.47	\$33.04	\$68,713	1.33	\$19.24	\$24.75	\$31.23	\$40.43	\$48.82	\$40,026	\$51,487	\$64,949	\$84,101	\$101,536
13-1031	Claims adjusters, examiners, and investigators	3,440	10.69	\$32.59	\$67,779	2.03	\$20.41	\$25.80	\$32.55	\$38.98	\$45.87	\$42,463	\$53,669	\$67,714	\$81,082	\$95,418
13-1032	Insurance appraisers, auto damage	140	21.42	\$28.94	\$60,198	5.87	\$16.20	\$17.87	\$29.45	\$37.53	\$44.37	\$33,689	\$37,174	\$61,263	\$78,059	\$92,299
13-1041	Compliance officers, except agriculture, construction, health and safety, and transportation	4,790	2.9	\$33.75	\$70,208	1.15	\$19.57	\$24.87	\$31.91	\$41.01	\$50.24	\$40,706	\$51,730	\$66,380	\$85,299	\$104,506
13-1051	Cost estimators	4,820	4.75	\$31.72	\$65,981	1.55	\$17.42	\$22.53	\$29.77	\$38.20	\$47.60	\$36,243	\$46,869	\$61,916	\$79,456	\$99,010
13-1071	Human resources specialists	10,340	3.38	\$31.75	\$66,036	0.96	\$17.35	\$22.46	\$29.93	\$38.80	\$48.34	\$36,085	\$46,717	\$62,245	\$80,703	\$100,552
13-1075	Labor relations specialists	450	16.49	#	#	#	#	#	#	#	#	#	#	#	#	#
13-1081	Logisticians	3,010	5.58	\$37.86	\$78,754	1.98	\$22.44	\$27.71	\$35.68	\$45.54	\$58.49	\$46,673	\$57,632	\$74,225	\$94,722	\$121,651

# Data unavailable



Occupational Code	Occupational Title	Employment Estimate	Employment Percentage Relative Standard Error	Average Hourly Wage	Average Annual Wage	Wage Percentage Relative Standard Error	10th Percentile (Hourly)	25th Percentile (Hourly)	50th Percentile (Hourly)	75th Percentile (Hourly)	90th Percentile (Hourly)	10th Percentile (Annual)	25th Percentile (Annual)	50th Percentile (Annual)	75th Percentile (Annual)	90th Percentile (Annual)
17-2111	Health and safety engineers, except mining safety engineers and inspectors	440	14.56	\$46.26	\$96,221	2.02	\$31.93	\$37.56	\$45.95	\$55.79	\$62.22	\$66,420	\$78,121	\$95,571	\$116,039	\$129,409
17-2112	Industrial engineers	3,180	6.26	\$45.35	\$94,336	1.43	\$27.01	\$34.58	\$44.21	\$55.68	\$67.46	\$56,187	\$71,917	\$91,958	\$115,815	\$140,307
17-2131	Materials engineers	710	15.5	\$52.78	\$109,785	3.57	\$31.43	\$39.44	\$51.97	\$62.49	\$83.43	\$65,372	\$82,029	\$108,102	\$129,981	\$173,526
17-2141	Mechanical engineers	6,210	6.73	\$43.20	\$89,857	2.97	\$25.48	\$32.23	\$39.79	\$51.92	\$67.21	\$53,003	\$67,031	\$82,772	\$107,986	\$139,796
17-2151	Mining and geological engineers, including mining safety engineers	590	26.72	\$61.92	\$128,796	8.6	\$32.57	\$40.10	\$49.08	\$74.95	#	\$67,736	\$83,402	\$102,094	\$155,893	#
17-2171	Petroleum engineers	2,050	8.03	\$75.24	\$156,496	4.49	\$36.97	\$51.28	\$66.62	#	#	\$76,899	\$106,655	\$138,571	#	#
17-2199	Engineers, all other	1,900	6.79	\$49.88	\$103,750	2.3	\$30.35	\$39.92	\$49.11	\$60.15	\$72.51	\$63,126	\$83,027	\$102,148	\$125,113	\$150,828
17-3011	Architectural and civil drafters	1,970	10.97	\$27.08	\$56,323	2.79	\$16.95	\$20.54	\$25.51	\$31.92	\$39.48	\$35,246	\$42,725	\$53,053	\$66,384	\$82,113
17-3012	Electrical and electronics drafters	720	11.45	\$34.22	\$71,173	3.04	\$20.38	\$25.63	\$30.66	\$40.98	\$53.96	\$42,393	\$53,301	\$63,781	\$85,228	\$112,246
17-3013	Mechanical drafters	960	11.14	\$26.72	\$55,573	3.26	\$15.56	\$19.25	\$25.53	\$32.27	\$39.65	\$32,374	\$40,031	\$53,111	\$67,123	\$82,467
17-3019	Drafters, all other	270	17.84	\$26.39	\$54,882	2.33	\$16.09	\$20.26	\$25.94	\$32.27	\$37.17	\$33,472	\$42,145	\$53,960	\$67,116	\$87,310
17-3021	Aerospace engineering and operations technicians	390	15.14	\$36.05	\$74,994	2.61	\$24.55	\$30.96	\$36.07	\$42.69	\$48.58	\$51,069	\$64,396	\$75,032	\$88,789	\$101,057
17-3022	Civil engineering technicians	1,120	12.54	\$23.32	\$48,495	2.84	\$13.59	\$16.48	\$22.45	\$29.17	\$34.17	\$28,269	\$34,278	\$46,696	\$60,665	\$71,066
17-3023	Electrical and electronics engineering technicians	2,020	9	\$31.05	\$64,575	1.66	\$18.93	\$23.65	\$31.65	\$36.66	\$44.01	\$39,376	\$49,192	\$65,828	\$76,258	\$91,544
17-3024	Electro-mechanical technicians	90	22.58	\$29.83	\$62,039	3.47	\$21.09	\$24.97	\$29.90	\$34.42	\$37.23	\$43,874	\$51,928	\$62,200	\$71,584	\$77,439
17-3025	Environmental engineering technicians	570	34.39	\$27.15	\$56,463	9.61	\$16.39	\$19.58	\$26.68	\$30.22	\$42.40	\$34,089	\$40,720	\$55,486	\$62,853	\$88,191
17-3026	Industrial engineering technicians	610	7.15	\$28.36	\$58,992	2.76	\$16.91	\$21.22	\$28.50	\$34.86	\$38.76	\$35,172	\$44,143	\$59,284	\$72,515	\$80,630
17-3027	Mechanical engineering technicians	510	10.8	\$31.26	\$65,026	3.25	\$17.56	\$24.39	\$30.62	\$38.87	\$45.57	\$36,532	\$50,726	\$63,698	\$80,860	\$94,782
17-3029	Engineering technicians, except drafters, all other	1,640	12.21	\$33.27	\$69,208	1.78	\$20.68	\$26.51	\$33.18	\$38.98	\$46.69	\$43,007	\$55,147	\$69,010	\$81,078	\$97,110
17-3031	Surveying and mapping technicians	#	#	\$22.78	\$47,384	2.89	\$14.98	\$17.59	\$21.50	\$26.28	\$34.10	\$31,159	\$36,591	\$44,716	\$54,667	\$70,932
<b>19-0000</b>	<b>Life, physical, and social science</b>	<b>29,600</b>	<b>2.32</b>	<b>\$35.46</b>	<b>\$73,760</b>	<b>2.02</b>	<b>\$15.98</b>	<b>\$22.28</b>	<b>\$31.48</b>	<b>\$44.68</b>	<b>\$59.52</b>	<b>\$33,247</b>	<b>\$46,332</b>	<b>\$65,487</b>	<b>\$92,929</b>	<b>\$123,805</b>
19-1011	Animal scientists	20	23.41	#	#	#	#	#	#	#	#	#	#	#	#	#
19-1012	Food scientists and technologists	180	13.99	\$36.61	\$76,155	4.79	\$21.04	\$25.47	\$34.54	\$46.34	\$57.96	\$43,760	\$52,983	\$71,854	\$96,379	\$120,557
19-1013	Soil and plant scientists	360	27.51	\$27.14	\$56,453	9.9	\$14.43	\$17.57	\$24.63	\$34.24	\$41.05	\$30,025	\$36,556	\$51,239	\$71,222	\$85,374
19-1021	Biochemists and biophysicists	480	7.55	\$37.02	\$77,001	6.54	\$18.90	\$22.55	\$30.25	\$45.24	\$64.01	\$39,316	\$46,899	\$62,911	\$94,093	\$133,146
19-1022	Microbiologists	440	17.11	\$32.08	\$66,717	4.76	\$17.98	\$24.29	\$28.84	\$38.27	\$47.62	\$37,400	\$50,516	\$69,995	\$79,599	\$99,059
19-1023	Zoologists and wildlife biologists	630	7.3	\$32.79	\$68,195	1.44	\$21.76	\$27.19	\$30.03	\$36.60	\$45.94	\$45,262	\$56,563	\$62,471	\$76,135	\$95,548
19-1029	Biological scientists, all other	610	7.24	\$33.66	\$70,005	1.82	\$17.24	\$28.15	\$33.68	\$38.63	\$45.88	\$35,864	\$58,557	\$70,050	\$80,358	\$95,421
19-1031	Conservation scientists	1,060	5.29	\$33.49	\$69,667	2.03	\$20.96	\$24.77	\$30.52	\$38.52	\$49.54	\$43,602	\$51,519	\$63,471	\$80,123	\$103,036
19-1032	Foresters	190	3.62	\$28.18	\$58,607	1.04	\$17.27	\$23.27	\$28.41	\$33.81	\$37.26	\$35,914	\$48,404	\$59,087	\$70,329	\$77,505
19-1041	Epidemiologists	290	10.49	\$32.64	\$67,890	3.26	\$25.14	\$27.41	\$31.10	\$34.31	\$37.85	\$52,300	\$57,021	\$64,693	\$71,355	\$78,727
19-1042	Medical scientists, except epidemiologists	1,190	8.03	\$39.95	\$83,089	18.86	\$19.04	\$21.43	\$27.11	\$41.36	\$79.11	\$39,611	\$44,565	\$56,385	\$66,034	\$164,557
19-1099	Life scientists, all other	70	0	\$25.29	\$52,600	1.67	\$14.26	\$17.73	\$22.27	\$31.91	\$43.29	\$29,658	\$36,876	\$46,313	\$66,374	\$90,039
19-2011	Astronomers	#	#	\$52.60	\$109,407	4.84	\$30.29	\$35.82	\$50.30	\$68.49	\$79.67	\$63,010	\$74,498	\$104,625	\$142,459	\$165,705
19-2012	Physicists	590	8.55	\$45.20	\$94,010	1.62	\$21.03	\$28.46	\$42.35	\$61.43	\$76.29	\$43,747	\$59,190	\$88,088	\$127,774	\$158,691
19-2021	Atmospheric and space scientists	1,700	23.51	\$46.15	\$95,989	3.07	\$29.01	\$35.76	\$45.03	\$55.93	\$67.78	\$60,347	\$74,383	\$93,654	\$116,330	\$140,989
19-2031	Chemists	1,930	8.21	\$38.48	\$80,037	3.28	\$19.32	\$25.18	\$36.09	\$51.31	\$61.02	\$40,179	\$52,367	\$75,062	\$106,731	\$126,912
19-2032	Materials scientists	130	20.83	\$49.49	\$102,933	8.01	\$27.46	\$36.35	\$48.83	\$65.06	\$74.62	\$57,116	\$75,613	\$101,573	\$135,325	\$155,201
19-2041	Environmental scientists and specialists, including health	2,980	8.17	\$39.14	\$81,409	2.05	\$23.32	\$28.79	\$36.27	\$47.37	\$58.52	\$48,501	\$59,890	\$75,433	\$98,539	\$121,722
19-2042	Geoscientists, except hydrologists and geographers	2,470	9.03	\$54.40	\$113,144	4.18	\$23.21	\$33.75	\$51.18	\$70.75	\$88.96	\$48,278	\$70,194	\$106,464	\$147,170	\$185,039
19-2043	Hydrologists	390	26.18	\$48.86	\$101,635	3.15	\$32.47	\$38.15	\$45.34	\$55.99	\$68.74	\$67,530	\$79,354	\$94,318	\$116,456	\$142,977
19-2099	Physical scientists, all other	450	1.49	\$45.24	\$94,100	1.77	\$21.09	\$35.26	\$47.37	\$55.98	\$64.46	\$43,870	\$73,338	\$98,531	\$116,438	\$134,083
19-3011	Economists	230	12.25	\$44.33	\$92,197	3.19	\$25.80	\$30.06	\$43.06	\$53.49	\$64.99	\$53,674	\$62,518	\$89,565	\$111,251	\$135,184
19-3022	Survey researchers	160	29.29	\$32.62	\$67,850	8.31	\$16.05	\$19.23	\$23.90	\$39.06	\$70.33	\$33,387	\$40,001	\$49,706	\$81,238	\$146,294
19-3031	Clinical, counseling, and school psychologists	2,600	4.92	\$36.47	\$75,859	2.26	\$16.41	\$27.06	\$35.69	\$47.01	\$56.48	\$34,130	\$56,279	\$74,233	\$97,788	\$117,485
19-3032	Industrial-organizational psychologists	20	48.32	\$56.94	\$118,433	5.56	\$32.94	\$37.03	\$52.14	\$81.70	\$91.14	\$68,512	\$77,028	\$108,442	\$169,937	\$199,573
19-3039	Psychologists, all other	250	7.32	\$39.26	\$81,660	3.54	\$19.11	\$27.91	\$44.44	\$49.49	\$53.98	\$39,740	\$58,062	\$92,431	\$102,942	\$112,278
19-3051	Urban and regional planners	830	6.49	\$37.73	\$78,473	3.23	\$24.70	\$28.90	\$35.12	\$43.23	\$52.17	\$51,368	\$60,115	\$73,046	\$89,910	\$108,508
19-3091	Anthropologists and archeologists	220	12.42	\$30.05	\$62,497	3.15	\$18.46	\$23.03	\$29.13	\$36.21	\$43.06	\$38,394	\$47,909	\$60,595	\$75,319	\$89,571
19-3092	Geographers	60	1.57	\$37.84	\$78,702	2.34	\$24.97	\$30.22	\$37.42	\$47.08	\$51.68	\$51,945	\$62,849	\$77,839	\$97,930	\$107,497

# Data unavailable



Occupational Code	Occupational Title	Employment Estimate	Employment Percentage Relative Standard Error	Average Hourly Wage	Average Annual Wage	Wage Percentage Relative Standard Error	10th Percentile (Hourly)	25th Percentile (Hourly)	50th Percentile (Hourly)	75th Percentile (Hourly)	90th Percentile (Hourly)	10th Percentile (Annual)	25th Percentile (Annual)	50th Percentile (Annual)	75th Percentile (Annual)	90th Percentile (Annual)
19-3093	Historians	80	19.49	\$34.92	\$72,632	2.84	\$19.54	\$24.97	\$33.23	\$41.44	\$53.96	\$40,645	\$51,942	\$69,124	\$86,204	\$112,227
19-3094	Political scientists	20	17.02	\$33.02	\$68,683	3.03	\$16.94	\$19.52	\$23.31	\$50.82	\$58.88	\$35,234	\$40,594	\$48,494	\$105,711	\$122,480
19-3099	Social scientists and related workers, all other	720	1.79	\$36.15	\$75,182	1.01	\$21.77	\$28.15	\$34.72	\$44.68	\$52.16	\$45,271	\$58,554	\$72,225	\$92,926	\$108,495
19-4011	Agricultural and food science technicians	220	25.01	\$18.30	\$38,059	6.28	\$10.62	\$12.53	\$18.13	\$22.07	\$25.55	\$22,096	\$26,061	\$37,704	\$45,900	\$53,140
19-4021	Biological technicians	2,740	2.15	\$22.15	\$46,078	1.51	\$13.87	\$16.47	\$20.53	\$26.93	\$33.43	\$28,848	\$34,258	\$42,703	\$56,024	\$69,530
19-4031	Chemical technicians	950	11.35	\$21.79	\$45,332	2.85	\$11.49	\$15.67	\$21.31	\$27.89	\$33.67	\$23,907	\$32,604	\$44,316	\$58,002	\$70,026
19-4041	Geological and petroleum technicians	660	17.59	\$32.36	\$67,305	5.02	\$16.51	\$22.27	\$28.76	\$42.13	\$53.15	\$34,345	\$46,322	\$59,823	\$87,636	\$110,549
19-4061	Social science research assistants	250	3.61	\$19.74	\$41,053	2.33	\$10.44	\$14.00	\$19.87	\$24.27	\$29.05	\$21,709	\$29,127	\$41,329	\$50,473	\$60,432
19-4091	Environmental science and protection technicians, including health	870	16.97	\$21.98	\$45,725	3.35	\$13.29	\$16.18	\$20.72	\$26.56	\$32.06	\$27,639	\$33,653	\$43,106	\$55,240	\$66,677
19-4092	Forensic science technicians	340	4.24	\$29.38	\$61,108	1.55	\$18.95	\$23.17	\$28.27	\$34.69	\$40.64	\$39,406	\$48,202	\$58,811	\$72,161	\$84,524
19-4093	Forest and conservation technicians	1,160	4.36	\$17.75	\$36,917	0.92	\$13.12	\$13.73	\$15.36	\$20.83	\$25.59	\$27,291	\$28,553	\$31,944	\$43,322	\$53,235
19-4099	Life, physical, and social science technicians, all other	860	11.88	\$24.99	\$51,985	4.38	\$14.31	\$16.86	\$21.76	\$29.39	\$40.06	\$29,765	\$35,076	\$45,269	\$61,138	\$83,326
<b>21-0000</b>	<b>Community and social services</b>	<b>33,410</b>	<b>1.83</b>	<b>\$22.88</b>	<b>\$47,588</b>	<b>1.07</b>	<b>\$12.98</b>	<b>\$16.49</b>	<b>\$21.57</b>	<b>\$28.04</b>	<b>\$35.33</b>	<b>\$27,005</b>	<b>\$34,309</b>	<b>\$44,857</b>	<b>\$58,322</b>	<b>\$73,482</b>
21-1011	Substance abuse and behavioral disorder counselors	1,150	12.56	\$21.67	\$45,078	3.86	\$11.66	\$15.26	\$19.82	\$28.40	\$33.78	\$24,260	\$31,747	\$41,226	\$59,072	\$70,270
21-1012	Educational, guidance, school, and vocational counselors	4,370	2.37	\$23.53	\$48,942	1.31	\$15.28	\$18.38	\$22.45	\$28.20	\$34.64	\$31,789	\$38,227	\$46,691	\$58,664	\$72,054
21-1013	Marriage and family therapists	470	24.11	\$25.45	\$52,930	8.11	\$9.98	\$16.66	\$24.65	\$34.23	\$43.17	\$20,754	\$34,660	\$51,266	\$71,196	\$89,788
21-1014	Mental health counselors	5,000	6.27	\$23.04	\$47,923	2.81	\$13.18	\$16.38	\$21.61	\$28.78	\$35.63	\$27,406	\$34,063	\$44,949	\$59,857	\$74,113
21-1015	Rehabilitation counselors	1,300	11.4	\$20.85	\$43,364	5.1	\$10.58	\$13.06	\$17.53	\$24.96	\$31.54	\$22,008	\$27,162	\$36,465	\$51,924	\$65,610
21-1019	Counselors, all other	360	17.48	\$25.79	\$53,652	4.73	\$13.18	\$18.26	\$23.60	\$32.23	\$42.35	\$27,421	\$37,983	\$49,083	\$67,029	\$88,083
21-1021	Child, family, and school social workers	6,290	5.3	\$23.06	\$47,962	1.46	\$14.85	\$17.40	\$21.44	\$27.14	\$34.84	\$30,885	\$36,200	\$44,604	\$56,457	\$72,464
21-1022	Healthcare social workers	2,020	4.68	\$26.28	\$54,664	1.82	\$16.35	\$19.66	\$25.08	\$30.75	\$36.93	\$34,007	\$40,896	\$52,162	\$63,956	\$76,817
21-1023	Mental health and substance abuse social workers	1,700	8.5	\$20.12	\$41,844	2.27	\$12.83	\$15.48	\$18.92	\$24.47	\$29.27	\$26,693	\$32,205	\$39,362	\$50,901	\$60,883
21-1029	Social workers, all other	1,240	8.45	\$24.33	\$50,613	2.98	\$14.13	\$17.39	\$22.76	\$31.80	\$37.12	\$29,385	\$36,173	\$47,339	\$66,141	\$77,219
21-1091	Health educators	730	11.19	\$27.09	\$56,344	4.01	\$15.83	\$18.53	\$24.76	\$34.03	\$44.46	\$32,924	\$38,539	\$51,493	\$70,783	\$92,470
21-1092	Probation officers and correctional treatment specialists	2,490	4.31	\$27.18	\$56,537	1.27	\$17.55	\$22.59	\$25.99	\$32.67	\$39.17	\$36,494	\$46,997	\$54,054	\$67,961	\$81,468
21-1093	Social and human service assistants	2,260	7.67	\$16.12	\$33,533	1.82	\$10.51	\$12.79	\$15.67	\$18.70	\$22.81	\$21,855	\$26,611	\$32,592	\$38,891	\$47,436
21-1094	Community health workers	560	13.44	\$20.96	\$43,603	7.28	\$12.26	\$14.16	\$18.09	\$23.54	\$40.94	\$25,501	\$29,445	\$37,623	\$48,969	\$65,155
21-1099	Community and social service specialists, all other	2,480	8.42	\$20.39	\$42,401	2.67	\$10.26	\$13.91	\$18.65	\$25.34	\$32.51	\$21,344	\$28,928	\$38,788	\$52,701	\$67,629
21-2011	Clergy	460	9.37	\$25.35	\$52,720	1.81	\$15.89	\$20.17	\$24.90	\$29.64	\$36.22	\$33,048	\$41,956	\$51,788	\$61,654	\$75,334
21-2021	Directors, religious activities and education	140	30.21	\$28.34	\$58,949	4.33	\$15.28	\$18.98	\$27.26	\$35.18	\$43.87	\$31,783	\$39,482	\$56,696	\$73,175	\$91,252
21-2099	Religious workers, all other	420	13.88	\$22.34	\$46,477	3.14	\$9.74	\$13.12	\$20.33	\$28.49	\$38.95	\$20,265	\$27,295	\$42,286	\$59,264	\$81,009
<b>23-0000</b>	<b>Legal</b>	<b>21,610</b>	<b>2.88</b>	<b>\$48.56</b>	<b>\$100,997</b>	<b>4.69</b>	<b>\$17.94</b>	<b>\$24.49</b>	<b>\$35.83</b>	<b>\$61.34</b>	<b>#</b>	<b>\$37,318</b>	<b>\$50,949</b>	<b>\$74,523</b>	<b>\$127,597</b>	<b>#</b>
23-1011	Lawyers	11,620	3.63	\$65.33	\$135,880	5.33	\$26.86	\$34.78	\$53.43	\$83.23	#	\$55,860	\$72,340	\$111,139	\$173,125	#
23-1012	Judicial law clerks	190	4.86	\$22.72	\$47,262	3.28	\$19.38	\$19.39	\$21.40	\$25.45	\$26.49	\$40,314	\$40,329	\$44,505	\$52,935	\$55,093
23-1021	Administrative law judges, adjudicators, and hearing officers	200	1.19	\$51.30	\$106,709	2.59	\$30.16	\$35.42	\$49.64	\$61.23	\$76.82	\$62,731	\$73,668	\$103,243	\$127,359	\$159,783
23-1022	Arbitrators, mediators, and conciliators	50	35.98	\$27.07	\$56,308	3.8	\$18.20	\$20.26	\$22.44	\$28.27	\$50.52	\$37,866	\$42,137	\$46,679	\$58,794	\$105,090
23-1023	Judges, magistrate judges, and magistrates	600	5.06	\$64.14	\$133,409	1.52	\$50.51	\$60.43	\$67.58	\$70.62	\$73.82	\$105,059	\$125,692	\$140,565	\$146,883	\$153,545
23-2011	Paralegals and legal assistants	6,030	5.98	\$25.71	\$53,481	3.14	\$15.87	\$18.53	\$24.07	\$31.26	\$39.85	\$33,010	\$38,543	\$50,069	\$65,013	\$82,879
23-2091	Court reporters	260	28.93	\$37.82	\$78,665	6.37	\$26.05	\$28.78	\$34.73	\$43.25	\$48.25	\$54,177	\$59,868	\$72,248	\$89,954	\$100,350
23-2093	Title examiners, abstractors, and searchers	1,410	23.63	\$24.49	\$50,948	3.37	\$14.60	\$18.30	\$22.34	\$29.54	\$39.82	\$30,373	\$38,056	\$46,477	\$61,440	\$82,827
23-2099	Legal support workers, all other	1,260	4.18	\$29.21	\$60,762	1.76	\$16.99	\$21.31	\$26.76	\$34.28	\$46.75	\$35,350	\$44,326	\$55,658	\$71,310	\$97,240
<b>25-0000</b>	<b>Education, training, and library</b>	<b>143,360</b>	<b>1.02</b>	<b>\$24.77</b>	<b>\$51,516</b>	<b>3.27</b>	<b>\$11.71</b>	<b>\$15.68</b>	<b>\$21.47</b>	<b>\$29.42</b>	<b>\$38.60</b>	<b>\$24,363</b>	<b>\$32,610</b>	<b>\$44,654</b>	<b>\$61,202</b>	<b>\$80,293</b>
25-1011	Business teachers, postsecondary	1,550	2.79	#	\$87,636	5.01	#	#	#	#	#	\$31,179	\$43,782	\$55,439	\$121,385	\$160,684
25-1021	Computer science teachers, postsecondary	460	4.22	#	\$74,079	4.5	#	#	#	#	#	\$31,095	\$37,608	\$64,399	\$101,553	\$131,438
25-1022	Mathematical science teachers, postsecondary	1,070	5.62	#	\$55,262	5.43	#	#	#	#	#	\$29,111	\$34,029	\$45,094	\$67,937	\$96,042
25-1031	Architecture teachers, postsecondary	150	8.55	#	#	#	#	#	#	#	#	#	#	#	#	#
25-1032	Engineering teachers, postsecondary	1,180	5	#	\$87,471	7.18	#	#	#	#	#	\$29,533	\$43,672	\$80,511	\$116,290	\$154,594
25-1041	Agricultural sciences teachers, postsecondary	80	4.58	#	\$89,855	2.59	#	#	#	#	#	\$45,876	\$68,334	\$88,395	\$110,615	\$132,694

# Data unavailable

Occupational Code	Occupational Title	Employment Estimate	Employment Percentage Relative Standard Error	Average Hourly Wage	Average Annual Wage	Wage Percentage Relative Standard Error	10th Percentile (Hourly)	25th Percentile (Hourly)	50th Percentile (Hourly)	75th Percentile (Hourly)	90th Percentile (Hourly)	10th Percentile (Annual)	25th Percentile (Annual)	50th Percentile (Annual)	75th Percentile (Annual)	90th Percentile (Annual)
25-1042	Biological science teachers, postsecondary	920	3.73	#	\$67,526	2.9	#	#	#	#	#	\$31,826	\$38,921	\$58,345	\$85,759	\$118,533
25-1051	Atmospheric, earth, marine, and space sciences teachers, postsecondary	340	2.94	#	\$79,892	2.05	#	#	#	#	#	\$32,348	\$43,008	\$73,938	\$108,782	\$140,862
25-1052	Chemistry teachers, postsecondary	410	1.63	#	\$71,548	3.6	#	#	#	#	#	\$31,773	\$38,668	\$62,202	\$93,798	\$125,979
25-1053	Environmental science teachers, postsecondary	60	1.19	#	\$65,742	7.84	#	#	#	#	#	\$28,913	\$38,194	\$62,876	\$82,799	\$100,717
25-1054	Physics teachers, postsecondary	280	0.42	#	\$83,657	1.71	#	#	#	#	#	\$35,142	\$51,430	\$80,482	\$109,073	\$141,996
25-1061	Anthropology and archeology teachers, postsecondary	160	0.71	#	\$64,601	3.51	#	#	#	#	#	\$32,138	\$37,312	\$59,949	\$81,003	\$100,716
25-1062	Area, ethnic, and cultural studies teachers, postsecondary	160	2.72	#	\$56,922	6.28	#	#	#	#	#	\$19,395	\$34,095	\$47,673	\$74,129	\$102,105
25-1063	Economics teachers, postsecondary	240	3.47	#	\$84,566	6.2	#	#	#	#	#	\$31,300	\$45,923	\$79,778	\$109,073	\$149,026
25-1064	Geography teachers, postsecondary	150	2.81	#	\$65,302	4.33	#	#	#	#	#	\$30,417	\$38,546	\$63,320	\$82,855	\$107,385
25-1065	Political science teachers, postsecondary	300	2.02	#	\$75,771	5.9	#	#	#	#	#	\$32,810	\$48,948	\$67,926	\$93,299	\$127,974
25-1066	Psychology teachers, postsecondary	690	3.34	#	\$63,423	6.65	#	#	#	#	#	\$26,167	\$35,140	\$56,576	\$80,362	\$107,550
25-1067	Sociology teachers, postsecondary	260	6.82	#	\$60,527	5.3	#	#	#	#	#	\$29,423	\$35,949	\$55,312	\$75,763	\$107,132
25-1069	Social sciences teachers, postsecondary, all other	60	0.16	#	\$73,268	4.69	#	#	#	#	#	\$41,185	\$46,999	\$62,414	\$88,903	\$125,598
25-1071	Health specialties teachers, postsecondary	5,090	2.69	#	\$133,473	11.65	#	#	#	#	#	\$39,156	\$67,459	\$110,899	\$178,419	
25-1072	Nursing instructors and teachers, postsecondary	1,240	3.68	#	\$67,394	4.72	#	#	#	#	#	\$33,514	\$47,111	\$62,272	\$84,091	\$102,579
25-1081	Education teachers, postsecondary	1,210	2.7	#	\$63,080	10.6	#	#	#	#	#	\$19,135	\$34,407	\$54,338	\$77,500	\$120,687
25-1082	Library science teachers, postsecondary	110	0.74	#	\$65,904	1.54	#	#	#	#	#	\$44,089	\$54,044	\$64,163	\$77,681	\$91,877
25-1111	Criminal justice and law enforcement teachers, postsecondary	350	4.65	#	\$55,408	9.57	#	#	#	#	#	\$28,231	\$33,386	\$46,381	\$82,898	\$96,669
25-1112	Law teachers, postsecondary	280	2.97	#	\$102,957	5.39	#	#	#	#	#	\$34,340	\$52,319	\$93,998	\$146,679	\$181,099
25-1113	Social work teachers, postsecondary	320	8.78	#	\$60,045	6.12	#	#	#	#	#	\$27,460	\$37,189	\$55,709	\$77,682	\$101,176
25-1121	Art, drama, and music teachers, postsecondary	2,260	13.89	#	\$55,378	5.19	#	#	#	#	#	\$28,077	\$33,947	\$53,355	\$67,879	\$87,060
25-1122	Communications teachers, postsecondary	600	5.51	#	\$54,751	6.59	#	#	#	#	#	\$29,954	\$35,027	\$47,589	\$69,826	\$89,846
25-1123	English language and literature teachers, postsecondary	1,400	3.06	#	\$51,077	3.57	#	#	#	#	#	\$29,943	\$35,075	\$44,615	\$60,830	\$81,294
25-1124	Foreign language and literature teachers, postsecondary	480	1.03	#	\$57,004	3.53	#	#	#	#	#	\$29,068	\$34,707	\$47,557	\$68,948	\$91,201
25-1125	History teachers, postsecondary	450	3.43	#	\$61,895	5.5	#	#	#	#	#	\$28,737	\$35,999	\$56,151	\$75,304	\$104,535
25-1126	Philosophy and religion teachers, postsecondary	410	7.28	#	\$51,588	6.65	#	#	#	#	#	\$23,329	\$28,775	\$41,197	\$68,052	\$84,280
25-1191	Graduate teaching assistants	2,310	0.76	#	\$38,434	2.5	#	#	#	#	#	\$25,579	\$28,899	\$35,786	\$46,337	\$58,331
25-1193	Recreation and fitness studies teachers, postsecondary	190	9.78	#	\$47,362	3.91	#	#	#	#	#	\$27,153	\$33,125	\$46,076	\$59,390	\$71,429
25-1194	Vocational education teachers, postsecondary	2,370	8.4	\$29.22	\$60,770	6.33	\$13.36	\$17.04	\$24.12	\$31.99	\$47.76	\$27,787	\$35,442	\$50,167	\$66,537	\$99,336
25-1199	Postsecondary teachers, all other	620	12.04	#	\$56,188	8.15	#	#	#	#	#	\$25,812	\$29,703	\$41,336	\$62,857	\$108,480
25-2011	Preschool teachers, except special education	7,470	6.56	\$14.42	\$29,998	2.78	\$9.12	\$10.64	\$13.11	\$16.53	\$21.93	\$18,975	\$22,125	\$27,265	\$34,387	\$45,623
25-2012	Kindergarten teachers, except special education	3,590	3.86	#	\$48,795	1.67	#	#	#	#	#	\$33,389	\$37,968	\$46,193	\$58,047	\$70,936
25-2021	Elementary school teachers, except special education	25,960	1.06	#	\$50,332	1.54	#	#	#	#	#	\$33,347	\$39,140	\$48,134	\$60,588	\$73,402
25-2022	Middle school teachers, except special and career/technical educa	12,840	1.25	#	\$51,117	1.43	#	#	#	#	#	\$34,465	\$40,253	\$48,489	\$60,855	\$73,779
25-2023	Career/technical education teachers, middle school	220	1.31	#	\$54,016	1.6	#	#	#	#	#	\$36,643	\$43,264	\$52,836	\$64,108	\$75,131
25-2031	Secondary school teachers, except special and career/technical ed	16,380	1.29	#	\$52,650	1.57	#	#	#	#	#	\$34,705	\$41,115	\$50,007	\$63,252	\$75,793
25-2032	Career/technical education teachers, secondary school	860	1.54	#	\$54,807	1.9	#	#	#	#	#	\$36,052	\$43,393	\$53,688	\$65,587	\$76,630
25-2051	Special education teachers, preschool	1,040	23.65	#	\$53,202	1.4	#	#	#	#	#	\$37,294	\$43,891	\$52,393	\$60,238	\$72,245
25-2052	Special education teachers, kindergarten and elementary school	3,140	2.33	#	\$52,149	1.28	#	#	#	#	#	\$35,071	\$40,917	\$48,801	\$61,465	\$75,443
25-2053	Special education teachers, middle school	1,650	1.21	#	\$51,245	1.52	#	#	#	#	#	\$34,901	\$40,681	\$48,396	\$60,446	\$73,753
25-2054	Special education teachers, secondary school	2,160	1.51	#	\$54,096	1.46	#	#	#	#	#	\$35,868	\$42,385	\$51,649	\$64,712	\$76,533
25-2059	Special education teachers, all other	60	16.93	#	\$51,045	4.45	#	#	#	#	#	\$34,412	\$40,431	\$51,277	\$58,572	\$68,315
25-3011	Adult basic and secondary education and literacy teachers and ins	890	14.16	\$19.75	\$41,080	3.54	\$12.59	\$15.19	\$19.53	\$23.48	\$28.07	\$26,193	\$31,596	\$40,624	\$48,841	\$58,384
25-3021	Self-enrichment education teachers	4,730	7.75	\$21.27	\$44,243	10.01	\$9.43	\$12.68	\$17.49	\$24.37	\$38.79	\$19,621	\$26,375	\$36,374	\$50,690	\$80,687

# Data unavailable

Occupational Code	Occupational Title	Employment Estimate	Employment Percentage Relative Standard Error	Average Hourly Wage	Average Annual Wage	Wage Percentage Relative Standard Error	10th Percentile (Hourly)	25th Percentile (Hourly)	50th Percentile (Hourly)	75th Percentile (Hourly)	90th Percentile (Hourly)	10th Percentile (Annual)	25th Percentile (Annual)	50th Percentile (Annual)	75th Percentile (Annual)	90th Percentile (Annual)
25-3097	Teachers and instructors, all other, except substitute teachers	2,840	10.64	#	\$47,396	6.82	#	#	#	#	#	\$18,900	\$25,378	\$38,479	\$58,276	\$79,961
25-4011	Archivists	70	9.98	\$26.68	\$55,496	4.48	\$16.32	\$19.22	\$24.90	\$32.77	\$43.46	\$33,940	\$39,970	\$51,786	\$68,158	\$90,405
25-4012	Curators	330	6.87	\$24.10	\$50,138	3.75	\$12.73	\$15.89	\$22.18	\$30.18	\$37.57	\$26,479	\$33,043	\$46,128	\$62,773	\$78,143
25-4013	Museum technicians and conservators	320	22.62	\$18.42	\$38,323	7.15	\$10.71	\$12.92	\$17.01	\$21.69	\$29.51	\$22,279	\$26,869	\$35,382	\$45,114	\$61,381
25-4021	Librarians	2,210	2.65	\$31.56	\$65,642	2.31	\$19.01	\$23.46	\$29.57	\$39.04	\$48.89	\$39,542	\$48,792	\$61,510	\$81,207	\$101,694
25-4031	Library technicians	2,400	3.23	\$16.33	\$33,959	1.14	\$10.43	\$12.86	\$16.03	\$18.95	\$22.90	\$21,691	\$26,748	\$33,334	\$39,406	\$47,622
25-9011	Audio-visual and multimedia collections specialists	10	13.61	\$21.75	\$45,245	10.96	\$8.82	\$12.42	\$20.22	\$31.82	\$36.32	\$18,351	\$25,840	\$42,061	\$66,187	\$75,543
25-9021	Farm and home management advisors	#	#	\$26.45	\$55,021	4.18	\$15.90	\$21.01	\$25.70	\$31.39	\$38.29	\$33,063	\$43,693	\$53,456	\$65,286	\$79,653
25-9031	Instructional coordinators	3,120	3.24	\$33.14	\$68,932	1.68	\$20.23	\$26.24	\$32.35	\$38.83	\$46.78	\$42,087	\$54,570	\$67,290	\$80,766	\$97,306
25-9041	Teacher assistants	18,590	2.91	#	\$27,883	1.38	#	#	#	#	#	\$20,214	\$22,582	\$26,718	\$31,390	\$38,047
<b>27-0000</b>	<b>Arts, design, entertainment, sports, and media</b>	<b>38,610</b>	<b>2.01</b>	<b>\$24.04</b>	<b>\$49,999</b>	<b>1.67</b>	<b>\$9.40</b>	<b>\$13.38</b>	<b>\$20.70</b>	<b>\$30.15</b>	<b>\$42.38</b>	<b>\$19,554</b>	<b>\$27,839</b>	<b>\$43,050</b>	<b>\$62,716</b>	<b>\$88,159</b>
27-1011	Art directors	730	6.57	\$41.37	\$86,051	3.7	\$22.21	\$28.02	\$38.12	\$50.25	\$67.84	\$46,190	\$58,282	\$79,284	\$104,515	\$141,103
27-1012	Craft artists	70	31	\$14.44	\$30,036	8.21	\$8.75	\$9.52	\$13.36	\$15.86	\$25.62	\$18,202	\$19,810	\$27,781	\$32,987	\$53,289
27-1013	Fine artists, including painters, sculptors, and illustrators	140	24.08	\$17.15	\$35,676	9	\$8.95	\$11.17	\$14.61	\$20.45	\$30.38	\$18,619	\$23,238	\$30,381	\$42,528	\$63,183
27-1014	Multimedia artists and animators	330	21.42	\$29.21	\$60,761	3.09	\$17.41	\$23.38	\$28.32	\$34.77	\$42.96	\$36,221	\$48,634	\$58,914	\$72,319	\$89,356
27-1019	Artists and related workers, all other	200	13.05	\$21.30	\$44,301	3.43	\$10.84	\$15.35	\$19.21	\$24.49	\$35.37	\$22,545	\$31,934	\$39,952	\$50,948	\$73,573
27-1021	Commercial and industrial designers	430	19.24	\$34.89	\$72,573	4.57	\$19.85	\$24.39	\$32.72	\$43.69	\$52.69	\$41,286	\$50,724	\$68,068	\$90,884	\$109,597
27-1022	Fashion designers	220	15.73	\$28.74	\$59,772	5.16	\$16.33	\$20.65	\$24.99	\$33.22	\$44.82	\$33,971	\$42,947	\$51,982	\$69,098	\$93,230
27-1023	Floral designers	1,010	9.12	\$12.49	\$25,989	2.92	\$8.70	\$9.39	\$12.27	\$14.43	\$17.46	\$18,086	\$19,533	\$25,523	\$30,021	\$36,324
27-1024	Graphic designers	4,100	4.98	\$25.36	\$52,752	1.66	\$14.70	\$17.78	\$23.82	\$31.36	\$38.99	\$30,579	\$36,980	\$49,549	\$65,232	\$81,089
27-1025	Interior designers	1,670	8.29	\$24.35	\$50,656	4.27	\$13.96	\$17.30	\$22.22	\$28.71	\$38.04	\$29,033	\$35,982	\$46,215	\$59,724	\$79,123
27-1026	Merchandise displayers and window trimmers	1,650	15.03	\$16.80	\$34,943	4.81	\$9.66	\$11.70	\$14.33	\$18.32	\$30.41	\$20,090	\$24,342	\$29,811	\$38,102	\$63,254
27-1027	Set and exhibit designers	90	31.06	\$20.79	\$43,245	4.15	\$14.74	\$16.24	\$18.45	\$25.80	\$29.22	\$30,650	\$33,777	\$38,366	\$53,658	\$60,787
27-1029	Designers, all other	220	16.07	\$29.04	\$60,412	7.05	\$11.58	\$18.39	\$27.00	\$39.50	\$46.98	\$24,088	\$38,245	\$56,165	\$82,151	\$97,722
27-2011	Actors	210	15.26	\$17.60	#	13.81	\$8.55	\$9.03	\$11.15	\$20.25	\$43.25	#	#	#	#	#
27-2012	Producers and directors	1,370	9.81	\$29.34	\$61,029	3	\$14.95	\$20.03	\$26.51	\$34.89	\$47.28	\$31,098	\$41,669	\$55,143	\$72,578	\$98,341
27-2021	Athletes and sports competitors	340	30.81	#	#	#	#	#	#	#	#	#	#	#	#	#
27-2022	Coaches and scouts	7,410	3.7	#	\$34,402	2.93	#	#	#	#	#	\$18,268	\$20,378	\$26,684	\$38,324	\$57,913
27-2023	Umpires, referees, and other sports officials	1,370	4.7	#	\$28,198	2.25	#	#	#	#	#	\$17,783	\$18,779	\$24,043	\$34,664	\$44,379
27-2031	Dancers	190	20.97	\$15.60	#	7.51	\$8.72	\$9.45	\$15.98	\$18.33	\$22.20	#	#	#	#	#
27-2032	Choreographers	30	23.04	\$21.96	\$45,670	5.34	\$8.72	\$15.52	\$22.35	\$30.46	\$34.95	\$18,146	\$32,284	\$46,494	\$63,364	\$72,690
27-2041	Music directors and composers	50	33.79	\$24.59	\$51,156	5.89	\$12.27	\$14.84	\$22.57	\$29.89	\$44.95	\$25,517	\$30,875	\$46,954	\$62,180	\$93,488
27-2042	Musicians and singers	590	14.02	\$25.25	#	8.99	\$8.86	\$13.95	\$23.14	\$29.10	\$44.01	#	#	#	#	#
27-2099	Entertainers and performers, sports and related workers, all other	400	14.44	\$21.28	#	8.43	\$9.17	\$12.36	\$18.76	\$25.83	\$34.82	#	#	#	#	#
27-3011	Radio and television announcers	470	18.37	\$24.19	\$50,321	6.22	\$8.96	\$11.45	\$18.22	\$32.08	\$49.59	\$18,630	\$23,817	\$37,899	\$66,722	\$103,137
27-3012	Public address system and other announcers	100	27.74	\$19.24	\$40,011	12.04	\$9.09	\$10.97	\$15.00	\$27.53	\$33.68	\$18,900	\$22,826	\$31,190	\$57,260	\$70,053
27-3021	Broadcast news analysts	80	18.14	\$41.82	\$86,992	17.32	\$11.39	\$15.85	\$30.00	\$54.27	#	\$23,688	\$32,961	\$62,404	\$112,879	#
27-3022	Reporters and correspondents	780	12.66	\$22.20	\$46,173	4.49	\$11.81	\$14.60	\$18.63	\$30.28	\$36.09	\$24,570	\$30,364	\$38,746	\$62,991	\$75,072
27-3031	Public relations specialists	4,510	6.26	\$28.69	\$59,668	2.21	\$14.09	\$19.67	\$25.37	\$36.14	\$47.63	\$29,306	\$40,911	\$52,778	\$75,177	\$99,064
27-3041	Editors	1,780	7.38	\$28.85	\$60,007	3.14	\$13.83	\$19.23	\$26.72	\$35.26	\$45.76	\$28,764	\$39,999	\$55,586	\$73,344	\$95,174
27-3042	Technical writers	1,330	9.2	\$33.88	\$70,462	1.86	\$21.83	\$26.87	\$32.85	\$40.91	\$48.49	\$45,416	\$55,880	\$68,328	\$85,096	\$100,860
27-3043	Writers and authors	650	11.41	\$33.42	\$69,513	5.21	\$14.68	\$22.93	\$29.82	\$38.81	\$52.93	\$30,535	\$47,699	\$62,035	\$80,718	\$110,096
27-3091	Interpreters and translators	1,430	16.1	\$27.07	\$56,299	5.02	\$16.30	\$20.03	\$25.29	\$34.55	\$42.73	\$33,899	\$41,671	\$52,609	\$71,854	\$88,879
27-3099	Media and communication workers, all other	380	14.86	\$35.13	\$73,076	8.12	\$16.64	\$20.66	\$27.80	\$44.01	\$71.73	\$34,601	\$42,972	\$57,825	\$91,539	\$149,197
27-4011	Audio and video equipment technicians	1,030	13.23	\$19.34	\$40,235	4.02	\$8.87	\$12.78	\$17.55	\$23.69	\$34.01	\$18,449	\$26,584	\$36,495	\$49,268	\$70,747
27-4012	Broadcast technicians	700	8.68	\$22.31	\$46,400	6	\$9.15	\$13.60	\$20.97	\$30.23	\$37.15	\$19,030	\$28,282	\$43,627	\$62,873	\$77,274
27-4014	Sound engineering technicians	230	21.76	\$30.13	\$62,677	10.08	\$10.32	\$17.36	\$24.50	\$39.93	\$58.19	\$21,473	\$36,099	\$50,961	\$83,055	\$121,035
27-4021	Photographers	860	8.7	\$16.05	\$33,390	4.91	\$8.75	\$9.55	\$13.05	\$20.42	\$29.73	\$18,192	\$19,864	\$27,137	\$42,470	\$61,840
27-4031	Camera operators, television, video, and motion picture	360	18.16	#	#	#	#	#	#	#	#	#	#	#	#	#

# Data unavailable

Occupational Code	Occupational Title	Employment Estimate	Employment Percentage Relative Standard Error	Average Hourly Wage	Average Annual Wage	Wage Percentage Relative Standard Error	10th Percentile (Hourly)	25th Percentile (Hourly)	50th Percentile (Hourly)	75th Percentile (Hourly)	90th Percentile (Hourly)	10th Percentile (Annual)	25th Percentile (Annual)	50th Percentile (Annual)	75th Percentile (Annual)	90th Percentile (Annual)
27-4032	Film and video editors	220	25.99	\$29.77	\$61,917	9.06	\$12.92	\$14.96	\$18.18	\$31.62	\$65.48	\$26,875	\$31,125	\$37,815	\$65,773	\$136,204
27-4099	Media and communication equipment workers, all other	900	12.98	\$26.29	\$54,691	4.86	\$9.24	\$13.65	\$23.99	\$37.13	\$45.72	\$19,229	\$28,401	\$49,909	\$77,223	\$95,102
<b>29-0000</b>	<b>Healthcare practitioners and technical</b>	<b>130,580</b>	<b>2.44</b>	<b>\$38.08</b>	<b>\$79,200</b>	<b>1.12</b>	<b>\$16.56</b>	<b>\$24.03</b>	<b>\$32.45</b>	<b>\$43.29</b>	<b>\$61.26</b>	<b>\$34,448</b>	<b>\$49,987</b>	<b>\$67,504</b>	<b>\$90,040</b>	<b>\$127,412</b>
29-1011	Chiropractors	970	9.34	\$33.44	\$69,554	15.33	\$15.62	\$19.06	\$23.76	\$35.92	\$73.35	\$32,486	\$39,635	\$49,414	\$74,719	\$152,561
29-1021	Dentists, general	1,920	10.32	\$85.92	\$178,708	6.05	\$35.53	\$59.89	\$76.07	#	#	\$73,911	\$124,579	\$158,229	#	#
29-1022	Oral and maxillofacial surgeons	50	48.13	\$126.14	\$262,380	12.38	\$29.89	#	#	#	#	\$62,162	#	#	#	#
29-1023	Orthodontists	#	#	\$135.32	\$281,473	11.91	\$93.34	#	#	#	#	\$194,156	#	#	#	#
29-1029	Dentists, all other specialists	#	#	\$110.44	\$229,721	14.28	\$63.54	\$67.23	#	#	#	\$132,169	\$139,833	#	#	#
29-1031	Dietitians and nutritionists	930	4.97	\$28.60	\$59,478	1.96	\$19.70	\$23.82	\$27.93	\$33.12	\$38.36	\$40,985	\$49,548	\$58,097	\$68,896	\$79,798
29-1041	Optometrists	800	12.37	\$57.70	\$120,016	6.22	\$31.69	\$43.15	\$55.83	\$69.22	\$80.83	\$65,925	\$89,759	\$116,133	\$143,974	\$168,119
29-1051	Pharmacists	5,490	7.79	\$55.60	\$115,646	1.47	\$36.11	\$51.75	\$58.08	\$66.12	\$73.42	\$75,110	\$107,630	\$120,798	\$137,539	\$152,721
29-1061	Anesthesiologists	260	39.17	\$128.23	\$266,712	10.86	\$68.60	#	#	#	#	\$142,686	#	#	#	#
29-1062	Family and general practitioners	2,680	11.61	\$97.49	\$202,783	5.55	\$34.23	\$68.53	#	#	#	\$71,189	\$142,535	#	#	#
29-1063	Internists, general	440	12.74	\$92.86	\$193,143	6.29	\$29.65	\$73.63	\$90.80	#	#	\$61,672	\$153,154	\$188,869	#	#
29-1064	Obstetricians and gynecologists	330	30.97	\$95.66	\$198,970	7.18	\$25.48	\$62.20	#	#	#	\$52,996	\$129,380	#	#	#
29-1065	Pediatricians, general	450	37.07	\$99.98	\$207,952	8.39	\$62.42	\$77.10	#	#	#	\$129,828	\$160,378	#	#	#
29-1066	Psychiatrists	450	16.82	\$98.60	\$205,094	11.72	\$32.67	\$47.53	#	#	#	\$67,960	\$98,863	#	#	#
29-1067	Surgeons	1,140	12.2	\$120.41	\$250,460	4.51	\$59.31	#	#	#	#	\$123,355	#	#	#	#
29-1069	Physicians and surgeons, all other	2,500	7.44	\$112.34	\$233,660	4.79	\$48.78	\$85.74	#	#	#	\$101,464	\$178,338	#	#	#
29-1071	Physician assistants	2,330	8.93	\$46.79	\$97,329	1.44	\$33.95	\$40.12	\$46.46	\$54.38	\$60.26	\$70,626	\$83,444	\$96,631	\$113,118	\$125,338
29-1081	Podiatrists	#	#	\$40.32	\$83,859	18.57	\$23.79	\$26.24	\$29.34	\$51.66	\$64.16	\$49,489	\$54,576	\$61,033	\$107,444	\$133,458
29-1122	Occupational therapists	2,670	4.77	\$39.82	\$82,823	1.58	\$27.45	\$32.48	\$38.47	\$45.65	\$55.35	\$57,099	\$67,559	\$80,015	\$94,945	\$115,123
29-1123	Physical therapists	4,560	5.62	\$37.11	\$77,179	1.55	\$25.88	\$30.88	\$35.88	\$42.72	\$49.31	\$53,825	\$64,229	\$74,630	\$88,851	\$102,558
29-1124	Radiation therapists	280	9.84	\$42.22	\$87,821	2.04	\$30.59	\$35.20	\$42.39	\$49.59	\$57.31	\$63,623	\$73,222	\$86,181	\$103,148	\$119,209
29-1125	Recreational therapists	130	16.98	\$23.13	\$48,113	3.41	\$14.49	\$17.86	\$22.49	\$28.99	\$33.31	\$30,132	\$37,153	\$46,784	\$60,299	\$69,295
29-1126	Respiratory therapists	1,770	5.55	\$28.17	\$58,597	0.73	\$21.19	\$24.51	\$27.98	\$32.28	\$36.29	\$44,073	\$50,973	\$58,199	\$67,138	\$75,476
29-1127	Speech-language pathologists	3,040	4.85	\$40.65	\$84,548	1.19	\$27.01	\$32.64	\$39.78	\$48.22	\$57.31	\$56,188	\$67,889	\$82,736	\$100,294	\$119,212
29-1128	Exercise physiologists	190	23.82	\$20.32	\$42,265	3.55	\$13.46	\$16.17	\$19.01	\$24.45	\$29.09	\$27,999	\$33,643	\$39,547	\$50,860	\$60,498
29-1129	Therapists, all other	90	7.61	\$31.37	\$65,258	1.55	\$21.21	\$26.16	\$31.95	\$36.75	\$41.01	\$44,112	\$54,418	\$66,453	\$76,433	\$85,307
29-1131	Veterinarians	1,930	6.98	\$41.88	\$87,119	10.73	\$17.72	\$28.78	\$36.83	\$46.35	\$62.48	\$36,850	\$59,863	\$76,607	\$96,415	\$129,950
29-1141	Registered nurses	45,760	4.19	\$33.65	\$69,995	0.66	\$24.63	\$27.73	\$32.95	\$38.77	\$45.74	\$51,239	\$57,676	\$68,542	\$80,645	\$95,139
29-1151	Nurse anesthetists	300	41.77	\$70.17	\$145,945	7.76	\$37.48	\$44.88	\$72.71	\$87.69	#	\$77,963	\$93,345	\$151,233	\$182,402	#
29-1161	Nurse midwives	#	#	\$44.89	\$93,378	2.66	\$39.09	\$41.41	\$45.26	\$48.97	\$56.16	\$81,311	\$86,126	\$94,138	\$101,852	\$116,813
29-1171	Nurse practitioners	2,370	7.42	\$50.26	\$104,541	2.3	\$35.82	\$41.64	\$48.60	\$57.74	\$72.15	\$74,512	\$86,608	\$101,078	\$120,104	\$150,067
29-1181	Audiologists	310	11.7	\$42.79	\$88,993	4.96	\$27.86	\$34.70	\$42.40	\$48.95	\$56.87	\$75,950	\$82,179	\$88,188	\$101,825	\$118,287
29-1199	Health diagnosing and treating practitioners, all other	890	24.22	\$28.29	\$58,853	10.61	\$16.55	\$18.90	\$23.51	\$30.98	\$44.18	\$34,431	\$39,306	\$48,895	\$64,445	\$91,902
29-2011	Medical and clinical laboratory technologists	2,560	5.63	\$30.74	\$63,932	1	\$21.53	\$25.60	\$30.64	\$35.87	\$40.36	\$44,781	\$53,244	\$63,735	\$74,606	\$83,939
29-2012	Medical and clinical laboratory technicians	2,020	7.53	\$19.48	\$40,520	2.35	\$12.59	\$15.10	\$18.39	\$23.18	\$28.40	\$26,186	\$31,409	\$38,245	\$48,223	\$59,080
29-2021	Dental hygienists	4,550	6.07	\$37.97	\$78,984	2.01	\$30.80	\$34.07	\$39.14	\$43.84	\$46.67	\$64,065	\$70,867	\$81,407	\$91,177	\$97,070
29-2031	Cardiovascular technologists and technicians	590	9.51	\$31.45	\$65,406	1.75	\$17.40	\$23.68	\$32.10	\$38.96	\$45.50	\$36,196	\$49,246	\$66,765	\$81,034	\$94,646
29-2032	Diagnostic medical sonographers	860	6.2	\$38.60	\$80,298	0.96	\$30.52	\$33.56	\$38.39	\$44.33	\$48.54	\$63,483	\$69,814	\$79,843	\$92,202	\$100,957
29-2033	Nuclear medicine technologists	280	20.04	\$36.72	\$76,377	1.05	\$26.75	\$31.77	\$36.91	\$42.87	\$46.90	\$55,639	\$66,074	\$76,776	\$89,169	\$97,562
29-2034	Radiologic technologists and technicians	3,180	5.67	\$30.02	\$62,440	0.98	\$20.51	\$24.08	\$29.23	\$35.77	\$42.15	\$42,654	\$50,084	\$60,793	\$74,399	\$87,675
29-2035	Magnetic resonance imaging technologists	520	13.77	\$36.77	\$76,478	1.3	\$30.07	\$32.82	\$36.88	\$42.08	\$45.95	\$62,551	\$68,274	\$76,712	\$87,537	\$95,580
29-2041	Emergency medical technicians and paramedics	4,110	10.32	\$19.57	\$40,705	2.8	\$9.84	\$12.79	\$17.46	\$24.30	\$34.27	\$20,476	\$26,613	\$36,307	\$50,551	\$71,274
29-2051	Dietetic technicians	360	24.29	\$14.96	\$31,116	4.95	\$9.21	\$12.21	\$15.26	\$17.66	\$19.15	\$19,156	\$25,403	\$31,737	\$36,741	\$39,842
29-2052	Pharmacy technicians	4,980	6.34	\$16.29	\$33,874	1.22	\$11.85	\$13.50	\$16.08	\$18.65	\$21.99	\$24,657	\$28,071	\$33,436	\$38,793	\$45,744
29-2053	Psychiatric technicians	860	4.82	\$17.82	\$37,062	1.54	\$13.79	\$16.19	\$16.83	\$20.17	\$22.10	\$28,680	\$33,675	\$35,007	\$41,954	\$45,974
29-2054	Respiratory therapy technicians	40	17.55	\$21.91	\$45,569	7.47	\$14.95	\$16.52	\$19.53	\$27.24	\$34.09	\$31,099	\$34,357	\$40,625	\$56,649	\$70,905
29-2055	Surgical technologists	1,410	7.88	\$23.69	\$49,268	1.55	\$16.89	\$19.64	\$23.20	\$27.67	\$30.81	\$35,139	\$40,844	\$48,261	\$57,545	\$64,081

# Data unavailable

Occupational Code	Occupational Title	Employment Estimate	Employment Percentage Relative Standard Error	Average Hourly Wage	Average Annual Wage	Wage Percentage Relative Standard Error	10th Percentile (Hourly)	25th Percentile (Hourly)	50th Percentile (Hourly)	75th Percentile (Hourly)	90th Percentile (Hourly)	10th Percentile (Annual)	25th Percentile (Annual)	50th Percentile (Annual)	75th Percentile (Annual)	90th Percentile (Annual)
29-2056	Veterinary technologists and technicians	3,230	6.45	\$14.68	\$30,529	2.57	\$10.28	\$12.24	\$14.37	\$17.14	\$18.93	\$21,387	\$25,468	\$29,894	\$35,650	\$39,365
29-2057	Ophthalmic medical technicians	620	18.22	\$18.12	\$37,689	5.22	\$11.55	\$13.30	\$16.38	\$22.68	\$28.00	\$24,025	\$27,659	\$34,071	\$47,172	\$58,245
29-2061	Licensed practical and licensed vocational nurses	5,330	3.76	\$22.85	\$47,532	1.11	\$17.31	\$19.86	\$22.37	\$25.78	\$28.98	\$35,996	\$41,303	\$46,536	\$53,631	\$60,287
29-2071	Medical records and health information technicians	2,220	5.43	\$22.98	\$47,801	1.83	\$14.31	\$17.16	\$21.93	\$27.92	\$34.31	\$29,761	\$35,703	\$45,612	\$58,084	\$71,369
29-2081	Opticians, dispensing	1,290	10.88	\$17.82	\$37,065	3.99	\$10.91	\$13.31	\$16.76	\$20.83	\$25.49	\$22,694	\$27,677	\$34,855	\$43,319	\$53,013
29-2091	Orthotists and prosthetists	80	21.65	\$32.55	\$67,698	12.23	\$20.29	\$22.47	\$26.63	\$34.24	\$54.36	\$42,203	\$46,747	\$55,397	\$71,222	\$113,069
29-2092	Hearing aid specialists	30	22.07	#	#	#	#	#	#	#	#	#	#	#	#	#
29-2099	Health technologists and technicians, all other	2,880	10.24	\$22.19	\$46,157	6.93	\$12.81	\$15.14	\$19.01	\$26.20	\$35.40	\$26,651	\$31,494	\$39,534	\$54,502	\$73,642
29-9011	Occupational health and safety specialists	1,570	7.75	\$36.45	\$75,825	2.38	\$21.02	\$28.94	\$36.21	\$44.41	\$52.49	\$43,723	\$60,187	\$75,324	\$92,383	\$109,184
29-9012	Occupational health and safety technicians	250	20.8	\$28.49	\$59,254	1.95	\$18.41	\$24.13	\$27.97	\$33.78	\$38.49	\$38,285	\$50,182	\$58,178	\$70,261	\$80,054
29-9091	Athletic trainers	380	17	#	\$49,876	4.27	#	#	#	#	#	\$32,180	\$35,315	\$41,415	\$58,554	\$75,039
29-9092	Genetic counselors	50	26.01	\$37.01	\$76,989	10.31	\$20.11	\$31.21	\$34.83	\$38.60	\$45.94	\$41,825	\$64,913	\$72,454	\$80,286	\$95,557
29-9099	Healthcare practitioners and technical workers, all other	600	35.42	\$25.42	\$52,879	9.95	\$11.33	\$16.01	\$21.88	\$34.63	\$44.67	\$23,563	\$33,308	\$45,503	\$72,023	\$92,919
<b>31-0000</b>	<b>Healthcare support</b>	<b>60,360</b>	<b>2.26</b>	<b>\$15.62</b>	<b>\$32,485</b>	<b>1.1</b>	<b>\$9.99</b>	<b>\$11.91</b>	<b>\$14.54</b>	<b>\$17.95</b>	<b>\$22.79</b>	<b>\$20,778</b>	<b>\$24,770</b>	<b>\$30,243</b>	<b>\$37,328</b>	<b>\$47,412</b>
31-1011	Home health aides	12,210	7.46	\$12.59	\$26,190	3.39	\$8.97	\$9.96	\$11.54	\$14.29	\$17.68	\$18,662	\$20,724	\$24,000	\$29,725	\$36,765
31-1013	Psychiatric aides	470	17.18	\$13.54	\$28,173	3.29	\$10.03	\$11.81	\$13.32	\$14.80	\$17.84	\$20,862	\$24,564	\$27,716	\$30,788	\$37,107
31-1014	Nursing assistants	18,940	3.7	\$14.12	\$29,377	1.09	\$10.35	\$11.93	\$13.80	\$16.22	\$18.24	\$21,519	\$24,810	\$28,709	\$33,732	\$37,948
31-1015	Orderlies	420	7.21	\$12.88	\$26,785	2.49	\$9.00	\$10.18	\$12.52	\$14.97	\$17.80	\$18,725	\$21,168	\$26,050	\$31,147	\$37,022
31-2011	Occupational therapy assistants	570	11.66	\$24.07	\$50,059	2.63	\$16.29	\$19.82	\$23.69	\$28.17	\$32.38	\$33,883	\$41,217	\$49,280	\$58,599	\$67,341
31-2012	Occupational therapy aides	50	16.9	\$15.37	\$31,974	6.46	\$9.41	\$12.25	\$14.02	\$17.59	\$24.98	\$19,576	\$25,476	\$29,157	\$36,579	\$51,965
31-2021	Physical therapist assistants	1,040	10.21	\$24.02	\$49,971	2.7	\$15.25	\$19.81	\$24.75	\$28.41	\$31.66	\$31,726	\$41,207	\$51,481	\$59,086	\$65,854
31-2022	Physical therapist aides	390	11.7	\$14.97	\$31,133	2.79	\$10.10	\$12.08	\$14.15	\$17.42	\$21.20	\$21,002	\$25,134	\$29,423	\$36,230	\$44,099
31-9011	Massage therapists	4,510	6.65	\$21.19	\$44,077	5.98	\$9.06	\$11.61	\$19.70	\$28.10	\$35.14	\$18,846	\$24,142	\$40,976	\$58,439	\$73,087
31-9091	Dental assistants	6,080	7.77	\$18.78	\$39,062	3.01	\$12.75	\$15.10	\$17.95	\$21.96	\$26.63	\$26,513	\$31,412	\$37,342	\$45,681	\$55,381
31-9092	Medical assistants	9,210	5.44	\$16.02	\$33,330	0.88	\$12.25	\$13.56	\$15.76	\$18.06	\$20.99	\$25,479	\$28,205	\$32,779	\$37,564	\$43,651
31-9093	Medical equipment preparers	930	8.33	\$17.91	\$37,249	1.23	\$12.65	\$14.92	\$17.41	\$20.79	\$23.85	\$26,309	\$31,026	\$36,209	\$43,247	\$49,609
31-9094	Medical transcriptionists	940	21.43	\$19.88	\$41,361	3.77	\$12.43	\$15.64	\$20.17	\$24.01	\$27.94	\$25,863	\$32,529	\$41,947	\$49,946	\$58,121
31-9095	Pharmacy aides	200	27.9	\$15.74	\$32,734	4.64	\$9.98	\$11.32	\$16.14	\$19.18	\$22.39	\$20,767	\$23,554	\$33,568	\$39,903	\$46,566
31-9096	Veterinary assistants and laboratory animal caretakers	630	26.69	\$11.79	\$24,533	5.3	\$9.17	\$10.08	\$11.38	\$13.30	\$14.69	\$19,082	\$20,977	\$23,670	\$27,655	\$30,551
31-9097	Phlebotomists	1,800	11.55	\$17.23	\$35,833	1.8	\$12.83	\$14.55	\$16.65	\$18.61	\$22.59	\$26,679	\$30,254	\$34,625	\$38,707	\$46,982
31-9099	Healthcare support workers, all other	1,990	2.7	\$15.25	\$31,727	1.58	\$10.29	\$12.32	\$14.58	\$17.71	\$20.89	\$21,405	\$25,632	\$30,326	\$36,847	\$43,454
<b>33-0000</b>	<b>Protective service</b>	<b>54,260</b>	<b>3.44</b>	<b>\$21.77</b>	<b>\$45,280</b>	<b>2.83</b>	<b>\$9.73</b>	<b>\$12.38</b>	<b>\$19.34</b>	<b>\$29.61</b>	<b>\$37.97</b>	<b>\$20,229</b>	<b>\$25,754</b>	<b>\$40,220</b>	<b>\$61,590</b>	<b>\$78,980</b>
33-1011	First-line supervisors of correctional officers	610	1.18	#	#	#	#	#	#	#	#	#	#	#	#	#
33-1012	First-line supervisors of police and detectives	1,520	4.76	\$43.79	\$91,075	1.14	\$28.67	\$38.83	\$44.47	\$49.55	\$58.26	\$59,628	\$80,776	\$92,495	\$103,056	\$121,187
33-1021	First-line supervisors of fire fighting and prevention workers	1,060	5.29	\$37.31	\$77,604	1.54	\$25.75	\$31.31	\$37.34	\$44.75	\$49.58	\$53,566	\$65,117	\$77,672	\$93,072	\$103,132
33-1099	First-line supervisors of protective service workers, all other	1,340	9.38	\$25.08	\$52,175	2.39	\$14.30	\$18.02	\$24.22	\$30.10	\$36.71	\$29,748	\$37,490	\$50,372	\$62,617	\$76,361
33-2011	Firefighters	5,090	5.52	\$24.30	\$50,546	3.09	\$11.49	\$17.50	\$24.49	\$31.64	\$36.60	\$23,908	\$36,408	\$50,946	\$65,819	\$76,120
33-2021	Fire inspectors and investigators	150	22.49	\$32.40	\$67,399	4.28	\$24.21	\$26.21	\$29.52	\$37.79	\$47.29	\$50,359	\$54,518	\$61,398	\$78,611	\$98,365
33-2022	Forest fire inspectors and prevention specialists	20	21.95	\$25.12	\$52,259	6.12	\$13.95	\$17.68	\$24.54	\$32.60	\$37.28	\$29,009	\$36,775	\$51,036	\$67,802	\$77,544
33-3011	Bailiffs	450	1.04	\$29.93	\$62,246	4.55	\$20.46	\$25.98	\$31.94	\$35.22	\$37.19	\$42,567	\$54,046	\$66,433	\$73,257	\$77,352
33-3012	Correctional officers and jailers	6,860	1.67	\$22.32	\$46,436	1.38	\$15.74	\$19.55	\$20.77	\$25.65	\$29.79	\$32,741	\$40,658	\$43,192	\$53,358	\$61,958
33-3021	Detectives and criminal investigators	1,680	1.13	\$39.95	\$83,104	2.26	\$23.57	\$29.58	\$38.63	\$47.09	\$62.80	\$49,034	\$61,534	\$80,351	\$97,941	\$130,630
33-3031	Fish and game wardens	#	#	\$23.26	\$48,382	9.87	\$13.20	\$15.01	\$20.39	\$24.58	\$42.63	\$27,461	\$31,224	\$42,408	\$51,134	\$88,669
33-3041	Parking enforcement workers	100	2.19	\$19.56	\$40,685	2.31	\$14.87	\$16.79	\$19.71	\$22.63	\$25.42	\$30,923	\$34,918	\$41,005	\$47,073	\$52,881
33-3051	Police and sheriff's patrol officers	9,380	2.69	\$31.59	\$65,697	1.3	\$20.47	\$26.20	\$32.37	\$37.13	\$42.51	\$42,588	\$54,487	\$67,328	\$77,221	\$88,424
33-3052	Transit and railroad police	20	34.85	\$24.53	\$51,027	8.38	\$13.74	\$19.41	\$23.10	\$29.37	\$38.50	\$28,578	\$40,375	\$48,040	\$61,088	\$80,083
33-9011	Animal control workers	230	21.97	\$19.55	\$40,654	3.15	\$12.60	\$16.09	\$20.21	\$23.28	\$26.64	\$26,202	\$33,461	\$42,037	\$48,421	\$55,402
33-9021	Private detectives and investigators	520	43.13	\$24.69	\$51,364	3.92	\$15.49	\$17.34	\$21.27	\$28.79	\$39.47	\$32,222	\$36,059	\$44,248	\$59,887	\$82,094
33-9031	Gaming surveillance officers and gaming investigators	130	7.24	\$16.43	\$34,182	1.92	\$12.53	\$14.11	\$16.21	\$18.08	\$20.46	\$26,059	\$29,340	\$33,719	\$37,602	\$42,557

# Data unavailable

Occupational Code	Occupational Title	Employment Estimate	Employment Percentage Relative Standard Error	Average Hourly Wage	Average Annual Wage	Wage Percentage Relative Standard Error	10th Percentile (Hourly)	25th Percentile (Hourly)	50th Percentile (Hourly)	75th Percentile (Hourly)	90th Percentile (Hourly)	10th Percentile (Annual)	25th Percentile (Annual)	50th Percentile (Annual)	75th Percentile (Annual)	90th Percentile (Annual)
33-9032	Security guards	14,550	12.34	\$13.87	\$28,843	2.46	\$9.60	\$10.77	\$12.85	\$14.96	\$19.56	\$19,976	\$22,395	\$26,718	\$31,107	\$40,694
33-9091	Crossing guards	1,700	14.44	\$12.63	\$26,275	2.72	\$9.03	\$10.14	\$12.30	\$14.41	\$17.38	\$18,777	\$21,081	\$25,591	\$29,974	\$36,154
33-9092	Lifeguards, ski patrol, and other recreational protective service workers	4,460	3.38	\$10.27	\$21,355	1.35	\$8.45	\$8.77	\$9.33	\$10.92	\$12.81	\$17,568	\$18,243	\$19,401	\$22,719	\$26,638
33-9099	Protective service workers, all other	3,380	2.43	\$15.49	\$32,220	1.9	\$9.62	\$11.12	\$13.87	\$17.91	\$24.15	\$20,010	\$23,124	\$28,847	\$37,258	\$50,242
<b>35-0000</b>	<b>Food preparation and serving-related</b>	<b>236,170</b>	<b>1.01</b>	<b>\$11.21</b>	<b>\$23,324</b>	<b>0.81</b>	<b>\$8.46</b>	<b>\$8.80</b>	<b>\$9.41</b>	<b>\$11.80</b>	<b>\$16.50</b>	<b>\$17,595</b>	<b>\$18,309</b>	<b>\$19,563</b>	<b>\$24,541</b>	<b>\$34,315</b>
35-1011	Chefs and head cooks	2,320	14.21	\$23.11	\$48,070	4.47	\$13.33	\$16.60	\$21.72	\$27.41	\$33.83	\$27,723	\$34,523	\$45,185	\$57,006	\$70,364
35-1012	First-line supervisors of food preparation and serving workers	14,040	3.38	\$17.39	\$36,163	1.45	\$10.22	\$12.47	\$16.79	\$21.55	\$25.76	\$21,254	\$25,944	\$34,920	\$44,822	\$53,580
35-2011	Cooks, fast food	6,620	11.42	\$9.95	\$20,692	2.06	\$8.44	\$8.75	\$9.27	\$10.80	\$12.19	\$17,552	\$18,203	\$19,288	\$22,468	\$25,362
35-2012	Cooks, institution and cafeteria	7,850	2.66	\$13.78	\$28,660	1.87	\$9.68	\$10.71	\$12.69	\$15.59	\$20.53	\$20,133	\$22,272	\$26,398	\$32,422	\$42,698
35-2014	Cooks, restaurant	28,210	3.21	\$11.95	\$24,863	1.16	\$8.94	\$9.88	\$11.31	\$13.59	\$16.07	\$18,586	\$20,560	\$23,526	\$28,274	\$33,416
35-2015	Cooks, short order	1,720	16.91	\$11.65	\$24,240	3.18	\$8.71	\$9.44	\$10.78	\$13.27	\$17.08	\$18,125	\$19,633	\$22,425	\$27,607	\$35,527
35-2021	Food preparation workers	11,210	10.71	\$10.83	\$22,526	1.76	\$8.51	\$8.93	\$9.96	\$11.93	\$14.58	\$17,698	\$18,566	\$20,709	\$24,809	\$30,335
35-3011	Bartenders	12,430	7.54	\$11.88	\$24,721	3.15	\$8.41	\$8.69	\$9.15	\$11.01	\$19.40	\$17,502	\$18,078	\$19,037	\$22,906	\$40,343
35-3021	Combined food preparation and serving workers, including fast food	64,510	3.42	\$9.85	\$20,478	0.8	\$8.41	\$8.68	\$9.13	\$10.22	\$11.98	\$17,494	\$18,058	\$18,997	\$21,256	\$24,924
35-3022	Counter attendants, cafeteria, food concession, and coffee shop	3,310	17.26	\$10.85	\$22,564	2.44	\$8.50	\$8.91	\$9.96	\$12.38	\$14.17	\$17,687	\$18,540	\$20,725	\$25,747	\$29,480
35-3031	Waiters and waitresses	50,820	3.51	\$10.58	\$21,997	2.16	\$8.39	\$8.62	\$9.02	\$9.49	\$15.81	\$17,446	\$17,938	\$18,757	\$19,731	\$32,880
35-3041	Food servers, nonrestaurant	7,470	8.57	\$10.96	\$22,797	1.3	\$8.53	\$8.99	\$10.21	\$12.15	\$14.54	\$17,753	\$18,704	\$21,246	\$25,263	\$30,235
35-9011	Dining room and cafeteria attendants and bartender helpers	7,210	10.37	\$9.73	\$20,242	1.38	\$8.39	\$8.64	\$9.05	\$9.55	\$12.46	\$17,459	\$17,969	\$18,820	\$19,861	\$25,924
35-9021	Dishwashers	7,680	7.73	\$10.10	\$21,002	1.12	\$8.49	\$8.87	\$9.62	\$11.08	\$12.14	\$17,655	\$18,459	\$20,008	\$23,043	\$25,252
35-9031	Hosts and hostesses, restaurant, lounge, and coffee shop	9,360	7.56	\$10.35	\$21,528	1.75	\$8.45	\$8.78	\$9.34	\$11.10	\$13.80	\$17,573	\$18,255	\$19,426	\$23,089	\$28,707
35-9099	Food preparation and serving related workers, all other	1,300	14.85	\$10.19	\$21,193	2.5	\$8.45	\$8.78	\$9.35	\$11.09	\$13.38	\$17,574	\$18,257	\$19,441	\$23,066	\$27,836
<b>37-0000</b>	<b>Building and grounds cleaning and maintenance</b>	<b>80,880</b>	<b>2.08</b>	<b>\$13.09</b>	<b>\$27,226</b>	<b>1.01</b>	<b>\$8.78</b>	<b>\$9.66</b>	<b>\$11.74</b>	<b>\$14.78</b>	<b>\$19.05</b>	<b>\$18,264</b>	<b>\$20,089</b>	<b>\$24,417</b>	<b>\$30,748</b>	<b>\$39,629</b>
37-1011	First-line supervisors of housekeeping and janitorial workers	2,510	8.87	\$19.14	\$39,818	2.8	\$11.89	\$13.86	\$17.59	\$23.03	\$29.46	\$24,737	\$28,831	\$36,596	\$47,892	\$61,270
37-1012	First-line supervisors of landscaping, lawn service, and groundskeeping	2,020	10.95	\$26.02	\$54,128	2.12	\$16.47	\$19.60	\$25.66	\$31.76	\$36.57	\$34,248	\$40,761	\$53,364	\$66,058	\$76,059
37-2011	Janitors and cleaners, except maids and housekeeping cleaners	34,820	4.7	\$12.34	\$25,676	1.45	\$8.74	\$9.53	\$11.48	\$14.13	\$17.45	\$18,178	\$19,826	\$23,878	\$29,381	\$36,304
37-2012	Maids and housekeeping cleaners	17,400	5.94	\$10.76	\$22,371	1.13	\$8.55	\$9.04	\$10.12	\$11.63	\$14.26	\$17,792	\$18,802	\$21,059	\$24,181	\$29,655
37-2019	Building cleaning workers, all other	460	34.98	\$15.34	\$31,916	5.6	\$9.39	\$12.60	\$15.59	\$17.82	\$20.16	\$19,523	\$26,208	\$32,435	\$37,062	\$41,934
37-2021	Pest control workers	520	7.24	\$16.56	\$34,436	4.77	\$9.79	\$12.80	\$15.89	\$20.05	\$23.37	\$20,367	\$26,629	\$33,056	\$41,712	\$48,603
37-3011	Landscaping and groundskeeping workers	21,890	3.62	\$13.91	\$28,931	1.35	\$9.18	\$10.66	\$13.15	\$16.34	\$20.21	\$19,101	\$22,183	\$27,348	\$33,997	\$42,038
37-3012	Pesticide handlers, sprayers, and applicators, vegetation	#	#	\$17.65	\$36,706	12.09	\$10.33	\$11.69	\$16.35	\$22.62	\$27.98	\$21,483	\$24,320	\$34,018	\$47,047	\$58,197
37-3013	Tree trimmers and pruners	#	#	\$16.04	\$33,367	10.53	\$11.93	\$12.81	\$14.25	\$19.21	\$23.28	\$24,815	\$26,647	\$29,650	\$39,967	\$48,429
37-3019	Grounds maintenance workers, all other	360	11.47	\$15.56	\$32,367	4.81	\$8.79	\$10.40	\$14.03	\$18.48	\$27.64	\$18,291	\$21,635	\$29,184	\$38,442	\$57,497
<b>39-0000</b>	<b>Personal care and service</b>	<b>76,980</b>	<b>2.38</b>	<b>\$12.80</b>	<b>\$26,630</b>	<b>1.02</b>	<b>\$8.61</b>	<b>\$9.18</b>	<b>\$10.80</b>	<b>\$14.09</b>	<b>\$20.47</b>	<b>\$17,906</b>	<b>\$19,089</b>	<b>\$22,474</b>	<b>\$29,313</b>	<b>\$42,583</b>
39-1011	Gaming supervisors	290	7.75	\$23.40	\$48,666	1.76	\$19.42	\$20.59	\$22.56	\$25.63	\$29.76	\$40,389	\$42,837	\$46,918	\$53,306	\$61,910
39-1012	Slot supervisors	110	4.94	\$20.91	\$43,488	4.5	\$13.41	\$15.95	\$20.61	\$25.59	\$29.09	\$27,888	\$33,178	\$42,860	\$53,220	\$60,497
39-1021	First-line supervisors of personal service workers	3,690	4.98	\$18.73	\$38,962	1.74	\$10.52	\$12.96	\$17.41	\$23.03	\$29.16	\$21,872	\$26,949	\$36,215	\$47,909	\$60,658
39-2011	Animal trainers	120	22.97	\$12.90	\$26,841	4.4	\$9.36	\$10.24	\$11.68	\$14.47	\$18.18	\$19,477	\$21,298	\$24,295	\$30,091	\$37,813
39-2021	Nonfarm animal caretakers	4,290	9.24	\$10.64	\$22,133	1.78	\$8.49	\$8.89	\$9.68	\$11.39	\$14.26	\$17,669	\$18,496	\$20,124	\$23,694	\$29,653
39-3011	Gaming dealers	1,250	9.05	\$9.85	\$20,486	4.04	\$8.38	\$8.59	\$8.96	\$9.33	\$11.16	\$17,421	\$17,876	\$18,633	\$19,415	\$23,223
39-3019	Gaming service workers, all other	100	21.11	\$14.33	\$29,798	3.9	\$9.19	\$11.21	\$14.20	\$17.17	\$19.15	\$19,123	\$23,318	\$29,540	\$35,707	\$39,826
39-3021	Motion picture projectionists	#	#	\$10.08	\$20,959	8.18	\$8.36	\$8.56	\$8.88	\$9.21	\$14.11	\$17,390	\$17,797	\$18,475	\$19,154	\$29,346
39-3031	Ushers, lobby attendants, and ticket takers	2,760	20.12	\$9.61	\$19,981	2.35	\$8.42	\$8.70	\$9.17	\$10.27	\$11.56	\$17,510	\$18,099	\$19,079	\$21,372	\$24,036
39-3091	Amusement and recreation attendants	6,680	5.65	\$10.24	\$21,305	1.26	\$8.43	\$8.72	\$9.21	\$10.85	\$13.30	\$17,527	\$18,140	\$19,162	\$22,574	\$27,661
39-3092	Costume attendants	20	22.88	\$16.72	\$34,771	6.26	\$10.72	\$12.68	\$15.82	\$18.48	\$22.26	\$22,294	\$26,384	\$32,902	\$38,433	\$46,297

# Data unavailable

Occupational Code	Occupational Title	Employment Estimate	Employment Percentage Relative Standard Error	Average Hourly Wage	Average Annual Wage	Wage Percentage Relative Standard Error	10th Percentile (Hourly)	25th Percentile (Hourly)	50th Percentile (Hourly)	75th Percentile (Hourly)	90th Percentile (Hourly)	10th Percentile (Annual)	25th Percentile (Annual)	50th Percentile (Annual)	75th Percentile (Annual)	90th Percentile (Annual)
39-3093	Locker room, coatroom, and dressing room attendants	250	16.98	\$11.74	\$24,417	2.3	\$8.72	\$9.45	\$11.61	\$13.47	\$14.63	\$18,147	\$19,664	\$24,155	\$28,019	\$30,433
39-4011	Embalmers	100	20.22	\$17.48	\$36,356	8.1	\$10.39	\$11.65	\$18.64	\$21.76	\$23.54	\$21,611	\$24,241	\$38,767	\$45,257	\$48,957
39-4021	Funeral attendants	180	35.1	\$13.70	\$28,506	4.58	\$10.93	\$12.34	\$13.42	\$14.51	\$17.62	\$22,731	\$25,666	\$27,924	\$30,182	\$36,643
39-4031	Morticians, undertakers, and funeral directors	260	23.98	\$18.93	\$39,373	7.95	\$10.51	\$12.33	\$18.56	\$22.65	\$29.96	\$21,861	\$25,651	\$38,614	\$47,111	\$62,307
39-5011	Barbers	590	43.43	\$16.35	\$33,999	10.66	\$9.15	\$11.74	\$14.41	\$18.33	\$24.23	\$19,032	\$24,424	\$29,977	\$38,130	\$50,391
39-5012	Hairdressers, hairstylists, and cosmetologists	6,670	7.65	\$13.63	\$28,341	4.48	\$8.51	\$8.92	\$10.51	\$15.15	\$23.81	\$17,694	\$18,557	\$21,857	\$31,514	\$49,532
39-5092	Manicurists and pedicurists	#	#	\$12.28	\$25,534	10.42	\$8.46	\$8.80	\$9.47	\$15.61	\$18.45	\$17,590	\$18,297	\$19,705	\$32,460	\$38,368
39-5094	Skincare specialists	1,100	24.39	\$16.18	\$33,650	10.95	\$8.73	\$9.50	\$13.43	\$21.42	\$27.59	\$18,162	\$19,761	\$27,927	\$44,559	\$57,378
39-6011	Baggage porters and bellhops	760	14.18	\$10.45	\$21,730	2.5	\$8.45	\$8.79	\$9.36	\$11.72	\$14.19	\$17,586	\$18,286	\$19,479	\$24,388	\$29,520
39-6012	Concierges	620	11.69	\$14.59	\$30,345	1.47	\$10.43	\$12.14	\$13.98	\$16.68	\$19.10	\$21,686	\$25,259	\$29,083	\$34,690	\$39,718
39-7011	Tour guides and escorts	710	23.67	\$14.58	\$30,337	6.99	\$8.94	\$10.46	\$15.02	\$17.91	\$20.84	\$18,598	\$21,755	\$31,240	\$37,249	\$43,356
39-7012	Travel guides	#	#	\$16.41	\$34,137	3.05	\$11.09	\$13.34	\$16.33	\$19.04	\$22.19	\$23,070	\$27,751	\$33,968	\$39,613	\$46,146
39-9011	Childcare workers	8,260	10.93	\$12.05	\$25,065	1.88	\$8.67	\$9.33	\$11.47	\$13.95	\$16.59	\$18,030	\$19,404	\$23,864	\$29,008	\$34,514
39-9021	Personal care aides	21,080	5.58	\$10.63	\$22,106	0.88	\$8.69	\$9.38	\$10.39	\$11.39	\$12.75	\$18,083	\$19,503	\$21,609	\$23,693	\$26,514
39-9031	Fitness trainers and aerobics instructors	6,470	7.7	\$20.19	\$42,003	3.55	\$9.15	\$12.59	\$19.35	\$26.13	\$31.35	\$19,039	\$26,191	\$40,249	\$54,341	\$65,211
39-9032	Recreation workers	6,840	5.57	\$13.25	\$27,556	1.94	\$8.75	\$9.59	\$12.05	\$14.59	\$19.81	\$18,204	\$19,938	\$25,071	\$30,353	\$41,203
39-9041	Residential advisors	440	11.55	\$13.49	\$28,052	3.81	\$9.03	\$10.21	\$12.20	\$15.02	\$19.62	\$18,775	\$21,242	\$25,367	\$31,233	\$40,807
39-9099	Personal care and service workers, all other	900	21.3	\$11.98	\$24,925	4.73	\$8.53	\$8.98	\$9.96	\$13.51	\$17.90	\$17,739	\$18,670	\$20,727	\$28,096	\$37,231
<b>41-0000</b>	<b>Sales and related</b>	<b>277,910</b>	<b>1.3</b>	<b>\$20.63</b>	<b>\$42,906</b>	<b>1.07</b>	<b>\$8.77</b>	<b>\$9.75</b>	<b>\$13.97</b>	<b>\$23.95</b>	<b>\$40.93</b>	<b>\$18,250</b>	<b>\$20,278</b>	<b>\$29,054</b>	<b>\$49,809</b>	<b>\$85,141</b>
41-1011	First-line supervisors of retail sales workers	18,250	2.86	\$22.16	\$46,102	1.53	\$12.32	\$14.92	\$19.32	\$25.85	\$35.00	\$25,628	\$31,041	\$40,186	\$53,770	\$72,804
41-1012	First-line supervisors of non-retail sales workers	4,760	5.27	\$39.61	\$82,385	2.16	\$18.24	\$25.83	\$35.80	\$48.63	\$66.57	\$37,939	\$53,731	\$74,461	\$101,149	\$138,469
41-2011	Cashiers	56,160	3.77	\$10.75	\$22,366	0.73	\$8.49	\$8.87	\$9.64	\$11.66	\$14.76	\$17,655	\$18,459	\$20,052	\$24,257	\$30,705
41-2012	Gaming change persons and booth cashiers	150	19.52	\$13.54	\$28,171	1.87	\$10.27	\$11.49	\$13.34	\$15.23	\$17.69	\$21,368	\$23,895	\$27,744	\$31,679	\$36,801
41-2021	Counter and rental clerks	12,620	5.19	\$14.05	\$29,225	1.87	\$8.67	\$9.33	\$12.12	\$16.20	\$22.72	\$18,028	\$19,398	\$25,211	\$33,705	\$47,256
41-2022	Parts salespersons	4,080	9.54	\$16.22	\$33,740	3.25	\$9.06	\$10.50	\$13.92	\$20.62	\$27.33	\$18,840	\$21,844	\$28,954	\$42,884	\$56,843
41-2031	Retail salespersons	81,470	2.89	\$13.63	\$28,361	1.51	\$8.64	\$9.24	\$11.05	\$14.63	\$22.44	\$17,961	\$19,225	\$22,987	\$30,438	\$46,678
41-3011	Advertising sales agents	2,980	8.89	\$29.75	\$61,873	6.75	\$12.45	\$16.44	\$22.44	\$34.99	\$53.12	\$25,886	\$34,191	\$46,669	\$72,769	\$110,484
41-3021	Insurance sales agents	10,430	12.56	\$25.90	\$53,873	5.39	\$11.13	\$15.55	\$21.05	\$28.50	\$41.40	\$23,151	\$32,350	\$43,794	\$59,287	\$86,109
41-3031	Securities, commodities, and financial services sales agents	8,920	6.3	\$33.66	\$70,006	4.03	\$14.57	\$17.33	\$23.30	\$39.28	\$67.29	\$30,299	\$36,043	\$48,474	\$81,698	\$139,964
41-3041	Travel agents	1,720	7.58	\$19.59	\$40,753	4.8	\$9.93	\$13.34	\$17.83	\$22.89	\$29.35	\$20,652	\$27,742	\$37,092	\$47,617	\$61,044
41-3099	Sales representatives, services, all other	22,680	3.75	\$32.06	\$66,694	2.31	\$12.15	\$17.33	\$26.32	\$39.12	\$59.24	\$25,282	\$36,039	\$54,743	\$81,378	\$123,214
41-4011	Sales representatives, wholesale and manufacturing, technical and scientific products	5,930	9.36	\$50.22	\$104,468	3.21	\$19.86	\$30.19	\$46.82	\$61.25	\$83.98	\$41,315	\$62,793	\$97,388	\$127,402	\$174,674
41-4012	Sales representatives, wholesale and manufacturing, except technical and scientific products	28,780	2.83	\$33.85	\$70,415	2.14	\$12.81	\$19.33	\$27.80	\$39.95	\$62.20	\$26,640	\$40,216	\$57,831	\$83,092	\$129,377
41-9011	Demonstrators and product promoters	#	#	\$16.81	\$34,963	6.35	\$9.36	\$11.68	\$14.80	\$20.91	\$27.10	\$19,477	\$24,297	\$30,776	\$43,490	\$56,366
41-9021	Real estate brokers	1,600	17.19	\$34.92	\$72,640	11	\$11.19	\$16.29	\$25.29	\$41.99	\$83.01	\$23,283	\$33,887	\$52,608	\$87,330	\$172,662
41-9022	Real estate sales agents	3,660	10.56	\$36.82	\$76,587	8.36	\$12.01	\$17.69	\$26.35	\$50.13	\$69.51	\$24,983	\$36,791	\$54,810	\$104,275	\$144,584
41-9031	Sales engineers	2,390	26.9	\$51.18	\$106,464	2.08	\$28.57	\$37.36	\$51.28	\$62.12	\$74.89	\$59,423	\$77,700	\$106,670	\$129,216	\$155,767
41-9041	Telemarketers	7,010	10.34	\$12.94	\$26,909	3.42	\$8.64	\$9.25	\$11.85	\$14.71	\$18.52	\$17,969	\$19,245	\$24,652	\$30,604	\$38,530
41-9091	Door-to-door sales workers, news and street vendors, and related workers	80	41.41	\$9.52	\$19,793	3.29	\$8.39	\$8.62	\$9.02	\$10.18	\$11.65	\$17,447	\$17,939	\$18,759	\$21,175	\$24,234
41-9099	Sales and related workers, all other	3,960	8.56	\$19.83	\$41,243	3.7	\$8.77	\$10.45	\$16.11	\$22.75	\$33.16	\$18,235	\$21,745	\$33,510	\$47,310	\$68,973
<b>43-0000</b>	<b>Office and administrative support</b>	<b>363,030</b>	<b>0.95</b>	<b>\$18.19</b>	<b>\$37,837</b>	<b>0.32</b>	<b>\$10.16</b>	<b>\$13.00</b>	<b>\$17.00</b>	<b>\$22.19</b>	<b>\$27.99</b>	<b>\$21,130</b>	<b>\$27,043</b>	<b>\$35,363</b>	<b>\$46,157</b>	<b>\$58,218</b>
43-1011	First-line supervisors of office and administrative support workers	20,200	2.01	\$27.89	\$58,022	0.69	\$15.52	\$20.56	\$26.54	\$33.64	\$42.25	\$32,285	\$42,763	\$55,202	\$69,972	\$87,889
43-2011	Switchboard operators, including answering service	1,360	12.82	\$14.48	\$30,121	2.39	\$9.90	\$11.61	\$13.75	\$16.41	\$18.98	\$20,585	\$24,146	\$28,594	\$34,136	\$39,483
43-3011	Bill and account collectors	3,510	8.7	\$17.64	\$36,696	2.44	\$12.05	\$14.05	\$17.11	\$20.95	\$24.43	\$25,072	\$29,231	\$35,581	\$43,567	\$50,808
43-3021	Billing and posting clerks and machine operators	5,850	4.9	\$19.10	\$39,718	0.91	\$13.39	\$15.81	\$18.40	\$22.15	\$25.95	\$27,860	\$32,881	\$38,267	\$46,078	\$53,986
43-3031	Bookkeeping, accounting, and auditing clerks	27,870	3.49	\$18.54	\$38,562	0.69	\$10.34	\$13.91	\$17.80	\$22.46	\$27.57	\$21,505	\$28,934	\$37,017	\$46,710	\$57,345
43-3041	Gaming cage workers	280	20.5	\$14.93	\$31,058	1.31	\$12.43	\$13.14	\$14.31	\$16.44	\$18.65	\$25,856	\$27,326	\$29,775	\$34,191	\$38,793

# Data unavailable

Occupational Code	Occupational Title	Employment Estimate	Employment Percentage Relative Standard Error	Average Hourly Wage	Average Annual Wage	Wage Percentage Relative Standard Error	10th Percentile (Hourly)	25th Percentile (Hourly)	50th Percentile (Hourly)	75th Percentile (Hourly)	90th Percentile (Hourly)	10th Percentile (Annual)	25th Percentile (Annual)	50th Percentile (Annual)	75th Percentile (Annual)	90th Percentile (Annual)
43-3051	Payroll and timekeeping clerks	2,630	6.28	\$20.87	\$43,401	1.5	\$13.04	\$16.30	\$20.55	\$24.88	\$29.35	\$27,123	\$33,903	\$42,739	\$51,760	\$61,050
43-3061	Procurement clerks	1,000	8.55	\$21.70	\$45,146	2.94	\$14.18	\$17.36	\$20.99	\$25.11	\$29.58	\$29,493	\$36,104	\$43,666	\$52,231	\$61,526
43-3071	Tellers	7,790	4.58	\$13.51	\$28,092	1.25	\$10.10	\$11.10	\$12.98	\$15.16	\$18.15	\$21,010	\$23,093	\$26,997	\$31,536	\$37,754
43-3099	Financial clerks, all other	2,100	12.95	\$20.03	\$41,653	3.52	\$13.23	\$16.12	\$19.46	\$23.30	\$28.25	\$27,529	\$33,526	\$40,481	\$48,470	\$58,756
43-4011	Brokerage clerks	930	14.03	\$24.17	\$50,284	4.02	\$13.85	\$18.41	\$23.22	\$28.50	\$35.15	\$28,818	\$38,296	\$48,298	\$59,283	\$73,113
43-4021	Correspondence clerks	120	24.24	\$19.93	\$41,448	3.38	\$14.43	\$16.42	\$19.14	\$22.62	\$26.86	\$30,012	\$34,149	\$39,810	\$47,058	\$55,877
43-4031	Court, municipal, and license clerks	4,530	4.74	\$19.29	\$40,128	1.11	\$12.32	\$16.08	\$18.71	\$22.61	\$25.70	\$25,626	\$33,455	\$38,912	\$47,026	\$53,457
43-4041	Credit authorizers, checkers, and clerks	560	15.05	\$23.59	\$49,060	5.24	\$13.75	\$16.67	\$21.30	\$27.36	\$34.59	\$28,590	\$34,674	\$44,314	\$56,912	\$71,955
43-4051	Customer service representatives	43,810	3.86	\$16.74	\$34,829	0.9	\$10.57	\$12.76	\$15.86	\$19.51	\$24.05	\$21,982	\$26,550	\$32,998	\$40,581	\$50,025
43-4061	Eligibility interviewers, government programs	2,510	2.85	\$20.91	\$43,486	1.88	\$15.47	\$17.45	\$20.39	\$24.12	\$27.46	\$32,173	\$36,295	\$42,409	\$50,169	\$57,121
43-4071	File clerks	2,220	6.19	\$15.54	\$32,321	1.43	\$10.07	\$12.38	\$14.50	\$18.20	\$22.44	\$20,937	\$25,748	\$30,160	\$37,855	\$46,668
43-4081	Hotel, motel, and resort desk clerks	5,640	5.63	\$11.58	\$24,076	1.83	\$8.72	\$9.46	\$10.88	\$12.96	\$15.83	\$18,143	\$19,671	\$22,623	\$26,954	\$32,928
43-4111	Interviewers, except eligibility and loan	4,140	8.01	\$16.20	\$33,689	2.12	\$9.44	\$13.09	\$16.14	\$19.02	\$22.66	\$19,643	\$27,228	\$33,574	\$39,562	\$47,131
43-4121	Library assistants, clerical	1,560	7.71	\$12.72	\$26,467	1.86	\$8.83	\$9.89	\$12.34	\$14.72	\$17.80	\$18,367	\$20,568	\$25,658	\$30,628	\$37,019
43-4131	Loan interviewers and clerks	3,670	18.09	\$21.27	\$44,249	1.5	\$13.81	\$17.13	\$21.10	\$24.74	\$29.37	\$28,734	\$35,639	\$43,885	\$51,467	\$61,082
43-4141	New accounts clerks	890	15.3	\$18.29	\$38,050	2.18	\$13.38	\$15.88	\$17.77	\$20.55	\$23.93	\$27,829	\$33,037	\$36,961	\$42,745	\$49,778
43-4151	Order clerks	2,230	6.76	\$15.92	\$33,108	3.6	\$9.45	\$10.98	\$14.79	\$19.42	\$24.12	\$19,653	\$22,842	\$30,753	\$40,398	\$50,177
43-4161	Human resources assistants, except payroll and timekeeping	2,510	3.16	\$19.55	\$40,658	0.7	\$13.57	\$16.42	\$19.45	\$22.70	\$26.05	\$28,218	\$34,163	\$40,463	\$47,225	\$54,187
43-4171	Receptionists and information clerks	19,700	3.5	\$14.68	\$30,525	1.23	\$9.69	\$11.66	\$14.07	\$17.17	\$20.41	\$20,148	\$24,255	\$29,256	\$35,721	\$42,443
43-4181	Reservation and transportation ticket agents and travel clerks	2,250	5.1	\$16.92	\$35,185	6.02	\$9.99	\$11.72	\$14.93	\$22.12	\$26.90	\$20,781	\$24,371	\$31,051	\$46,010	\$55,951
43-4199	Information and record clerks, all other	8,490	3.74	\$19.89	\$41,366	0.9	\$12.88	\$15.68	\$19.11	\$22.95	\$27.44	\$26,782	\$32,609	\$39,741	\$47,737	\$57,068
43-5011	Cargo and freight agents	630	15.07	\$22.76	\$47,330	6.31	\$11.24	\$15.57	\$20.69	\$27.18	\$35.59	\$23,382	\$32,376	\$43,041	\$56,531	\$74,030
43-5021	Couriers and messengers	940	15.14	\$14.60	\$30,358	4.09	\$9.89	\$11.41	\$13.46	\$16.30	\$22.62	\$20,579	\$23,724	\$27,991	\$33,898	\$47,050
43-5031	Police, fire, and ambulance dispatchers	1,660	5.98	\$22.53	\$46,859	1.12	\$15.80	\$19.74	\$22.94	\$26.25	\$29.20	\$32,861	\$41,049	\$47,712	\$54,606	\$60,727
43-5032	Dispatchers, except police, fire, and ambulance	2,980	6.1	\$20.69	\$43,034	2.8	\$11.99	\$16.03	\$20.02	\$24.12	\$29.31	\$24,947	\$33,340	\$41,632	\$50,162	\$60,968
43-5041	Meter readers, utilities	510	17.73	\$22.24	\$46,253	4.96	\$12.93	\$15.25	\$21.74	\$27.39	\$33.34	\$26,887	\$31,711	\$45,211	\$56,964	\$69,348
43-5051	Postal service clerks	1,390	0	\$23.77	\$49,451	1.34	\$15.63	\$19.13	\$27.30	\$27.31	\$27.88	\$32,513	\$39,796	\$56,790	\$56,801	\$57,982
43-5052	Postal service mail carriers	4,940	0	\$24.55	\$51,064	1.26	\$15.69	\$18.16	\$28.50	\$28.51	\$29.09	\$32,631	\$37,780	\$59,280	\$59,294	\$60,514
43-5053	Postal service mail sorters, processors, and processing machine operators	2,150	0	\$24.25	\$50,446	3.11	\$15.63	\$25.24	\$27.28	\$27.30	\$27.31	\$32,515	\$52,507	\$56,744	\$56,794	\$56,803
43-5061	Production, planning, and expediting clerks	2,740	4.64	\$24.09	\$50,110	1.78	\$15.40	\$18.21	\$23.29	\$28.79	\$35.11	\$32,029	\$37,877	\$48,435	\$59,877	\$73,033
43-5071	Shipping, receiving, and traffic clerks	9,510	5.19	\$15.96	\$33,201	1.45	\$10.15	\$12.23	\$14.83	\$18.72	\$23.45	\$21,108	\$25,442	\$30,850	\$38,941	\$48,779
43-5081	Stock clerks and order fillers	31,520	2.44	\$13.61	\$28,301	0.96	\$8.84	\$9.86	\$12.27	\$16.52	\$19.44	\$18,388	\$20,514	\$25,524	\$34,358	\$40,426
43-5111	Weighers, measurers, checkers, and samplers, recordkeeping	500	18.97	\$18.18	\$37,805	5.97	\$9.75	\$13.85	\$17.17	\$20.99	\$26.34	\$20,274	\$28,816	\$35,722	\$43,660	\$54,794
43-6011	Executive secretaries and executive administrative assistants	10,870	2.22	\$25.30	\$52,633	0.69	\$17.10	\$20.41	\$24.45	\$29.33	\$35.48	\$35,575	\$42,462	\$50,864	\$61,001	\$73,791
43-6012	Legal secretaries	2,850	12.49	\$22.21	\$46,207	3.56	\$12.83	\$15.25	\$21.76	\$27.49	\$33.94	\$26,693	\$31,711	\$45,263	\$57,171	\$70,597
43-6013	Medical secretaries	6,910	9.4	\$17.43	\$36,262	1.48	\$12.10	\$14.22	\$17.07	\$20.31	\$23.43	\$25,165	\$29,574	\$35,503	\$42,242	\$48,731
43-6014	Secretaries and administrative assistants, except legal, medical,	55,660	1.83	\$17.64	\$36,693	0.49	\$10.65	\$13.64	\$17.14	\$21.39	\$25.62	\$22,160	\$28,379	\$35,651	\$44,488	\$53,289
43-9011	Computer operators	520	9.65	\$25.72	\$53,488	3.73	\$15.11	\$19.95	\$24.78	\$30.26	\$38.62	\$31,428	\$41,499	\$51,536	\$62,931	\$80,333
43-9021	Data entry keyers	2,850	10.14	\$16.54	\$34,405	1.96	\$10.16	\$13.03	\$16.46	\$19.11	\$23.42	\$21,123	\$27,109	\$34,231	\$39,752	\$48,706
43-9022	Word processors and typists	490	26.12	\$17.37	\$36,138	8.93	\$10.24	\$12.43	\$17.29	\$21.24	\$25.88	\$21,305	\$25,850	\$35,967	\$44,189	\$53,826
43-9031	Desktop publishers	210	26.03	\$21.80	\$45,351	8.18	\$9.19	\$14.05	\$18.66	\$27.96	\$34.16	\$19,115	\$29,225	\$38,815	\$58,148	\$71,057
43-9041	Insurance claims and policy processing clerks	1,650	9.65	\$22.13	\$46,034	2.77	\$15.27	\$17.84	\$21.45	\$25.42	\$29.63	\$31,763	\$37,098	\$44,613	\$52,875	\$61,628
43-9051	Mail clerks and mail machine operators, except postal service	1,240	6.61	\$16.60	\$34,518	3.69	\$9.43	\$12.61	\$16.35	\$19.54	\$24.38	\$19,618	\$26,235	\$34,011	\$40,637	\$50,715
43-9061	Office clerks, general	38,450	2.31	\$18.16	\$37,782	0.9	\$9.63	\$12.65	\$16.86	\$22.32	\$28.75	\$20,040	\$26,315	\$35,075	\$46,418	\$59,801
43-9071	Office machine operators, except computer	1,000	11.45	\$16.07	\$33,419	2.93	\$9.08	\$11.58	\$15.73	\$18.84	\$23.98	\$18,894	\$24,085	\$32,708	\$39,182	\$49,885
43-9081	Proofreaders and copy markers	110	13.94	\$20.18	\$41,980	6.37	\$12.87	\$16.28	\$18.67	\$22.99	\$29.00	\$26,766	\$33,861	\$38,843	\$47,810	\$60,313
43-9111	Statistical assistants	230	18.2	\$22.44	\$46,683	6.49	\$11.52	\$19.78	\$23.93	\$27.39	\$29.43	\$23,965	\$41,139	\$49,784	\$56,965	\$61,208

# Data unavailable



Occupational Code	Occupational Title	Employment Estimate	Employment Percentage Relative Standard Error	Average Hourly Wage	Average Annual Wage	Wage Percentage Relative Standard Error	10th Percentile (Hourly)	25th Percentile (Hourly)	50th Percentile (Hourly)	75th Percentile (Hourly)	90th Percentile (Hourly)	10th Percentile (Annual)	25th Percentile (Annual)	50th Percentile (Annual)	75th Percentile (Annual)	90th Percentile (Annual)
43-9199	Office and administrative support workers, all other	2,120	5.32	\$16.15	\$33,600	2.63	\$9.09	\$10.56	\$15.11	\$19.74	\$24.44	\$18,901	\$21,958	\$31,424	\$41,064	\$50,838
<b>45-0000</b>	<b>Farming, fishing, and forestry</b>	<b>4,820</b>	<b>7.63</b>	<b>\$13.73</b>	<b>\$28,561</b>	<b>1.98</b>	<b>\$8.65</b>	<b>\$9.29</b>	<b>\$12.08</b>	<b>\$15.90</b>	<b>\$21.52</b>	<b>\$17,998</b>	<b>\$19,313</b>	<b>\$25,120</b>	<b>\$33,069</b>	<b>\$44,752</b>
45-1011	First-line supervisors of farming, fishing, and forestry workers	250	11.27	\$25.95	\$53,981	5.07	\$13.66	\$19.43	\$25.56	\$33.28	\$38.38	\$28,417	\$40,407	\$53,158	\$69,215	\$79,826
45-2011	Agricultural inspectors	190	7.58	\$22.15	\$46,079	1.94	\$16.18	\$18.14	\$21.78	\$25.97	\$29.13	\$33,646	\$37,730	\$45,296	\$54,020	\$60,599
45-2041	Graders and sorters, agricultural products	#	#	\$9.48	\$19,725	4.08	\$8.40	\$8.66	\$9.08	\$9.51	\$11.25	\$17,473	\$18,005	\$18,891	\$19,778	\$23,409
45-2091	Agricultural equipment operators	290	42.11	\$15.68	\$32,612	7.85	\$9.22	\$12.64	\$15.47	\$18.01	\$21.79	\$19,178	\$26,290	\$32,177	\$37,471	\$45,328
45-2092	Farmworkers and laborers, crop, nursery, and greenhouse	2,550	14.16	\$12.31	\$25,608	2.46	\$8.67	\$9.32	\$11.51	\$14.02	\$16.90	\$18,034	\$19,384	\$23,932	\$29,168	\$35,158
45-2093	Farmworkers, farm, ranch, and aquacultural animals	930	11.99	\$12.36	\$25,701	3.69	\$8.52	\$8.97	\$10.47	\$14.54	\$18.61	\$17,732	\$18,652	\$21,775	\$30,247	\$38,699
45-2099	Agricultural workers, all other	100	33.76	\$15.03	\$31,268	8.26	\$8.82	\$12.15	\$15.05	\$18.24	\$21.55	\$18,345	\$25,281	\$31,306	\$37,930	\$44,829
45-4011	Forest and conservation workers	#	#	\$16.79	\$34,914	5.32	\$15.22	\$15.92	\$17.09	\$18.26	\$18.96	\$31,651	\$33,114	\$35,552	\$37,990	\$39,433
45-4021	Fallers	20	26.7	\$19.52	\$40,592	11.05	\$11.92	\$15.75	\$19.43	\$24.47	\$27.94	\$24,798	\$32,759	\$40,412	\$50,907	\$58,115
45-4022	Logging equipment operators	130	26.98	\$18.36	\$38,190	4.93	\$13.02	\$14.94	\$17.85	\$21.66	\$24.33	\$27,074	\$31,077	\$37,123	\$45,048	\$50,613
45-4023	Log graders and scalers	20	44.26	\$14.83	\$30,843	6.16	\$9.53	\$12.69	\$15.78	\$17.52	\$18.56	\$19,819	\$26,394	\$32,832	\$36,442	\$38,609
<b>47-0000</b>	<b>Construction and extraction</b>	<b>129,730</b>	<b>1.63</b>	<b>\$21.67</b>	<b>\$45,078</b>	<b>0.69</b>	<b>\$12.56</b>	<b>\$15.72</b>	<b>\$19.99</b>	<b>\$26.19</b>	<b>\$33.33</b>	<b>\$26,133</b>	<b>\$32,691</b>	<b>\$41,572</b>	<b>\$54,485</b>	<b>\$69,331</b>
47-1011	First-line supervisors of construction trades and extraction work	12,950	4.05	\$32.70	\$68,007	1.24	\$19.72	\$25.09	\$30.99	\$38.38	\$47.44	\$41,021	\$52,190	\$64,462	\$79,823	\$98,682
47-2011	Boilermakers	90	38.41	\$32.02	\$66,598	7.16	\$20.80	\$26.22	\$33.00	\$38.60	\$43.17	\$43,267	\$54,535	\$68,637	\$80,285	\$99,801
47-2021	Brickmasons and blockmasons	1,310	10.83	\$22.06	\$45,879	6.05	\$13.06	\$14.91	\$23.45	\$27.85	\$30.23	\$27,158	\$31,019	\$48,776	\$57,932	\$62,872
47-2022	Stonemasons	320	38.31	\$16.51	\$34,335	14.77	\$8.82	\$9.81	\$16.33	\$19.16	\$27.70	\$18,351	\$20,414	\$33,969	\$39,854	\$57,622
47-2031	Carpenters	13,050	5.92	\$20.67	\$43,000	1.86	\$12.03	\$15.48	\$20.13	\$25.19	\$29.43	\$25,012	\$32,207	\$41,866	\$52,391	\$61,223
47-2041	Carpet installers	250	33.52	\$17.69	\$36,803	7.95	\$9.23	\$12.34	\$16.91	\$22.98	\$27.39	\$19,190	\$25,658	\$35,174	\$47,793	\$56,969
47-2042	Floor layers, except carpet, wood, and hard tiles	120	36.88	\$19.47	\$40,507	8.16	\$13.32	\$15.12	\$19.04	\$21.79	\$23.45	\$27,714	\$31,450	\$39,603	\$45,332	\$48,771
47-2043	Floor sanders and finishers	120	34.77	\$17.94	\$37,313	4.84	\$12.83	\$15.45	\$17.27	\$19.89	\$25.24	\$26,687	\$32,134	\$35,916	\$41,376	\$52,509
47-2044	Tile and marble setters	700	32.61	\$19.01	\$39,532	5.5	\$12.60	\$15.15	\$17.93	\$22.76	\$27.90	\$26,204	\$31,503	\$37,287	\$47,345	\$58,035
47-2051	Cement masons and concrete finishers	4,610	9.92	\$18.20	\$37,862	2.48	\$12.37	\$14.30	\$17.73	\$21.88	\$25.58	\$25,724	\$29,742	\$36,876	\$45,508	\$53,211
47-2061	Construction laborers	20,630	4.51	\$15.68	\$32,610	1.27	\$10.30	\$12.35	\$15.43	\$18.20	\$22.04	\$21,431	\$25,686	\$32,085	\$37,858	\$45,839
47-2071	Paving, surfacing, and tamping equipment operators	2,170	24.27	\$19.32	\$40,191	1.91	\$15.00	\$16.35	\$18.56	\$22.30	\$25.98	\$31,206	\$34,005	\$38,595	\$46,389	\$54,042
47-2072	Pile-driver operators	#	#	\$19.73	\$41,039	4.23	\$16.20	\$17.92	\$20.13	\$22.02	\$23.15	\$33,700	\$37,269	\$41,868	\$45,798	\$54,155
47-2073	Operating engineers and other construction equipment operators	8,870	6.33	\$21.82	\$45,390	1.07	\$15.64	\$18.18	\$21.55	\$25.20	\$28.99	\$32,536	\$37,808	\$44,832	\$52,406	\$60,289
47-2081	Drywall and ceiling tile installers	2,560	14.32	\$19.57	\$40,705	1.47	\$14.66	\$16.68	\$19.57	\$22.43	\$24.43	\$30,483	\$34,697	\$40,697	\$46,649	\$50,822
47-2082	Tapers	430	21.29	\$23.61	\$49,113	3.84	\$15.96	\$18.39	\$21.91	\$27.24	\$36.35	\$33,200	\$38,258	\$45,576	\$56,654	\$75,611
47-2111	Electricians	15,730	4.37	\$23.34	\$48,555	1.91	\$13.55	\$16.81	\$22.22	\$28.72	\$35.11	\$28,191	\$34,960	\$46,220	\$59,730	\$73,020
47-2121	Glaziers	900	21.88	\$20.91	\$43,496	3.36	\$13.20	\$16.09	\$20.29	\$26.15	\$29.34	\$27,465	\$33,468	\$42,203	\$54,390	\$61,025
47-2131	Insulation workers, floor, ceiling, and wall	630	43.57	\$18.71	\$38,919	10.33	\$10.78	\$12.91	\$16.64	\$22.87	\$30.53	\$22,425	\$26,861	\$34,618	\$47,574	\$63,498
47-2132	Insulation workers, mechanical	#	#	\$19.37	\$40,285	4.98	\$12.51	\$14.92	\$17.52	\$21.63	\$29.54	\$26,018	\$31,032	\$36,445	\$44,982	\$61,439
47-2141	Painters, construction and maintenance	3,700	7.59	\$17.75	\$36,916	3.06	\$12.31	\$14.39	\$17.46	\$20.96	\$23.74	\$25,605	\$29,928	\$36,317	\$43,600	\$49,375
47-2142	Paperhangers	#	#	\$15.28	\$31,785	6.72	\$12.34	\$13.06	\$14.26	\$17.18	\$20.78	\$25,664	\$27,165	\$29,665	\$35,728	\$43,225
47-2151	Pipelayers	990	19.25	\$19.27	\$40,088	2.92	\$13.64	\$15.65	\$17.81	\$21.49	\$25.91	\$28,379	\$32,542	\$37,049	\$44,709	\$53,894
47-2152	Plumbers, pipefitters, and steamfitters	8,150	7.94	\$23.77	\$49,440	1.71	\$15.01	\$18.08	\$22.93	\$29.23	\$34.83	\$31,212	\$37,612	\$47,699	\$60,797	\$72,441
47-2161	Plasterers and stucco masons	600	28.23	\$18.11	\$37,671	3.87	\$13.24	\$15.58	\$18.08	\$21.01	\$23.06	\$27,532	\$32,414	\$37,600	\$43,693	\$47,975
47-2171	Reinforcing iron and rebar workers	230	47.65	\$21.53	\$44,785	12.96	\$11.96	\$15.75	\$19.71	\$25.33	\$35.68	\$24,871	\$32,758	\$41,006	\$52,685	\$74,204
47-2181	Roofers	2,670	10.15	\$18.17	\$37,788	2.99	\$12.47	\$14.14	\$17.42	\$22.14	\$26.29	\$25,930	\$29,413	\$36,234	\$46,061	\$54,677
47-2211	Sheet metal workers	3,460	15.07	\$21.35	\$44,411	2.74	\$12.93	\$16.35	\$20.92	\$25.78	\$30.72	\$26,891	\$34,010	\$43,524	\$53,632	\$63,892
47-2221	Structural iron and steel workers	900	22.93	\$21.12	\$43,939	5.77	\$11.75	\$15.70	\$19.89	\$26.17	\$31.32	\$24,449	\$32,657	\$41,380	\$54,438	\$65,150
47-2231	Solar photovoltaic installers	#	#	\$20.77	\$43,206	5.51	\$19.29	\$20.09	\$21.41	\$22.74	\$23.54	\$40,127	\$41,783	\$44,543	\$47,302	\$48,958
47-3011	Helpers--brickmasons, blockmasons, stonemasons, and tile and marble setters	300	26.39	\$16.55	\$34,415	7.4	\$10.44	\$12.53	\$15.21	\$20.77	\$24.45	\$21,707	\$26,070	\$31,630	\$43,210	\$50,862
47-3012	Helpers--carpenters	220	20.24	\$12.87	\$26,766	3.87	\$8.80	\$9.66	\$13.12	\$14.38	\$15.79	\$18,304	\$20,098	\$27,288	\$29,905	\$32,835
47-3013	Helpers--electricians	430	28.51	\$18.18	\$37,821	9.81	\$12.11	\$13.10	\$14.74	\$22.19	\$29.91	\$25,183	\$27,239	\$30,664	\$46,157	\$62,212
47-3014	Helpers--painters, paperhangers, plasterers, and stucco masons	90	46.7	\$12.79	\$26,610	9.97	\$9.64	\$10.23	\$11.23	\$15.54	\$19.13	\$20,043	\$21,287	\$23,359	\$32,318	\$39,791

# Data unavailable

Occupational Code	Occupational Title	Employment Estimate	Employment Percentage Relative Standard Error	Average Hourly Wage	Average Annual Wage	Wage Percentage Relative Standard Error	10th Percentile (Hourly)	25th Percentile (Hourly)	50th Percentile (Hourly)	75th Percentile (Hourly)	90th Percentile (Hourly)	10th Percentile (Annual)	25th Percentile (Annual)	50th Percentile (Annual)	75th Percentile (Annual)	90th Percentile (Annual)
47-3015	Helpers--pipelayers, plumbers, pipefitters, and steamfitters	350	40.75	\$13.58	\$28,252	7.19	\$8.73	\$9.48	\$12.93	\$16.72	\$20.59	\$18,158	\$19,712	\$26,895	\$34,770	\$42,835
47-3016	Helpers--roofers	180	32.23	\$13.51	\$28,105	3.89	\$9.94	\$11.15	\$13.19	\$15.53	\$18.09	\$20,673	\$23,189	\$27,443	\$32,303	\$37,620
47-4011	Construction and building inspectors	2,260	10.11	\$32.05	\$66,660	2.71	\$20.21	\$25.52	\$31.64	\$38.47	\$45.42	\$42,045	\$53,092	\$65,816	\$80,018	\$94,482
47-4021	Elevator installers and repairers	340	30.54	\$35.72	\$74,300	2.49	\$20.39	\$25.62	\$40.32	\$44.79	\$47.47	\$42,403	\$53,296	\$83,869	\$93,164	\$98,740
47-4031	Fence erectors	420	38.17	\$16.21	\$33,727	3.31	\$11.99	\$13.41	\$15.91	\$18.53	\$22.21	\$24,945	\$27,891	\$33,102	\$38,551	\$46,195
47-4041	Hazardous materials removal workers	1,100	14.36	\$19.79	\$41,166	2.07	\$15.80	\$17.28	\$19.67	\$22.33	\$23.96	\$32,856	\$35,934	\$40,918	\$46,450	\$49,845
47-4051	Highway maintenance workers	3,160	3.03	\$20.18	\$41,970	0.69	\$15.07	\$17.12	\$20.58	\$22.65	\$25.54	\$31,336	\$35,610	\$42,812	\$47,103	\$53,130
47-4061	Rail-track laying and maintenance equipment operators	210	26.13	\$26.73	\$55,595	6.65	\$15.11	\$23.20	\$27.61	\$32.73	\$36.23	\$31,434	\$48,254	\$57,424	\$68,069	\$75,357
47-4071	Septic tank servicers and sewer pipe cleaners	690	30.82	\$19.37	\$40,288	5.11	\$12.83	\$15.31	\$17.54	\$21.93	\$28.62	\$26,682	\$31,846	\$36,473	\$45,610	\$59,530
47-4099	Construction and related workers, all other	860	22.93	\$20.16	\$41,941	14.66	\$10.87	\$13.12	\$16.65	\$23.22	\$40.91	\$22,602	\$27,289	\$34,634	\$48,298	\$85,101
47-5011	Derrick operators, oil and gas	540	36.44	\$22.17	\$46,107	6.15	\$15.62	\$16.91	\$19.06	\$25.14	\$33.56	\$32,492	\$35,180	\$39,648	\$52,296	\$69,812
47-5012	Rotary drill operators, oil and gas	1,070	41.73	\$28.71	\$59,716	4.69	\$19.30	\$25.16	\$28.82	\$33.48	\$36.72	\$40,140	\$52,334	\$59,949	\$69,647	\$76,384
47-5013	Service unit operators, oil, gas, and mining	3,930	11.05	\$23.03	\$47,910	3.28	\$15.33	\$17.80	\$21.15	\$24.47	\$35.12	\$31,886	\$37,018	\$43,995	\$50,890	\$73,049
47-5021	Earth drillers, except oil and gas	520	29.46	\$22.36	\$46,515	3.48	\$16.01	\$18.62	\$22.34	\$26.43	\$29.27	\$33,294	\$38,729	\$46,469	\$54,984	\$60,888
47-5031	Explosives workers, ordnance handling experts, and blasters	120	16.65	\$21.21	\$44,107	3.6	\$13.76	\$16.79	\$21.27	\$25.01	\$29.18	\$28,615	\$34,920	\$44,246	\$52,024	\$60,700
47-5041	Continuous mining machine operators	390	18.69	\$28.41	\$59,090	7.45	\$17.91	\$24.06	\$30.30	\$34.09	\$36.33	\$37,256	\$50,039	\$63,018	\$70,898	\$75,570
47-5042	Mine cutting and channeling machine operators	70	9.66	\$24.79	\$51,560	6.38	\$15.15	\$21.03	\$25.90	\$28.98	\$32.60	\$31,519	\$43,751	\$53,881	\$60,272	\$67,813
47-5049	Mining machine operators, all other	120	49.95	\$22.68	\$47,183	4.86	\$15.81	\$17.30	\$21.43	\$28.01	\$31.72	\$32,877	\$35,980	\$44,577	\$58,266	\$65,981
47-5051	Rock splitters, quarry	130	37.46	\$21.09	\$43,858	7.03	\$12.89	\$16.26	\$21.19	\$26.17	\$29.15	\$26,813	\$33,817	\$44,084	\$54,433	\$60,635
47-5061	Roof bolters, mining	100	28.08	\$29.96	\$62,317	3.63	\$24.91	\$26.59	\$29.39	\$33.70	\$36.80	\$51,805	\$55,302	\$61,132	\$70,103	\$76,554
47-5071	Roustabouts, oil and gas	3,850	10.71	\$19.68	\$40,941	3.37	\$13.17	\$15.55	\$18.10	\$24.05	\$28.56	\$27,404	\$32,350	\$37,650	\$50,017	\$59,407
47-5081	Helpers--extraction workers	670	27.9	\$18.82	\$39,143	4.95	\$12.93	\$15.24	\$18.11	\$21.74	\$24.68	\$26,901	\$31,701	\$37,673	\$45,222	\$51,345
47-5099	Extraction workers, all other	70	37.31	\$19.51	\$40,576	9.7	\$14.00	\$15.77	\$17.71	\$22.55	\$29.24	\$29,125	\$32,805	\$36,844	\$46,909	\$60,812
<b>49-0000</b>	<b>Installation, maintenance, and repair</b>	<b>94,720</b>	<b>1.78</b>	<b>\$23.22</b>	<b>\$48,302</b>	<b>0.76</b>	<b>\$12.05</b>	<b>\$15.87</b>	<b>\$21.95</b>	<b>\$29.26</b>	<b>\$36.65</b>	<b>\$25,068</b>	<b>\$33,010</b>	<b>\$45,646</b>	<b>\$60,867</b>	<b>\$76,234</b>
49-1011	First-line supervisors of mechanics, installers, and repairers	7,070	3.29	\$33.56	\$69,813	1.43	\$20.05	\$25.33	\$32.34	\$39.69	\$48.45	\$41,706	\$52,680	\$67,260	\$82,560	\$100,784
49-2011	Computer, automated teller, and office machine repairers	1,770	15.44	\$19.13	\$39,783	2.45	\$12.03	\$14.29	\$18.72	\$23.22	\$28.09	\$25,014	\$29,716	\$38,935	\$48,303	\$58,428
49-2021	Radio, cellular, and tower equipment installers and repairers	530	20.89	\$23.52	\$48,930	2.65	\$13.82	\$17.99	\$23.47	\$28.68	\$33.81	\$28,744	\$37,425	\$48,820	\$59,647	\$70,326
49-2022	Telecommunications equipment installers and repairers, except line installers	4,610	12	\$29.84	\$62,058	1.93	\$19.29	\$24.96	\$31.86	\$35.58	\$37.82	\$40,115	\$51,909	\$66,264	\$74,009	\$78,674
49-2091	Avionics technicians	160	18.06	\$31.36	\$65,220	5.51	\$15.42	\$22.91	\$33.54	\$40.80	\$45.38	\$32,065	\$47,660	\$69,766	\$84,874	\$94,396
49-2092	Electric motor, power tool, and related repairers	700	45.57	\$20.28	\$42,189	4.55	\$13.41	\$17.15	\$20.76	\$23.69	\$27.52	\$27,891	\$35,675	\$43,181	\$49,272	\$57,235
49-2093	Electrical and electronics installers and repairers, transportation equipment	250	43.17	\$28.75	\$59,792	4.1	\$24.06	\$25.78	\$28.64	\$32.46	\$35.81	\$50,055	\$53,622	\$59,567	\$67,516	\$74,486
49-2094	Electrical and electronics repairers, commercial and industrial equipment	1,850	6.57	\$28.90	\$60,121	2.28	\$18.29	\$23.16	\$28.36	\$34.90	\$41.15	\$38,046	\$48,177	\$58,998	\$72,586	\$85,594
49-2095	Electrical and electronics repairers, powerhouse, substation, and relay	240	14.76	\$37.85	\$78,719	2.42	\$30.50	\$33.56	\$38.78	\$43.66	\$46.59	\$63,432	\$69,805	\$80,671	\$90,808	\$96,900
49-2096	Electronic equipment installers and repairers, motor vehicles	210	45.39	\$15.21	\$31,645	3.92	\$10.62	\$12.15	\$14.71	\$18.00	\$20.94	\$22,090	\$25,281	\$30,602	\$37,439	\$43,552
49-2097	Electronic home entertainment equipment installers and repairers	720	22.67	\$23.70	\$49,286	4.17	\$13.74	\$18.38	\$22.95	\$29.53	\$35.49	\$28,582	\$38,238	\$47,730	\$61,424	\$73,819
49-2098	Security and fire alarm systems installers	1,240	24.94	\$21.71	\$45,152	3.47	\$15.20	\$16.93	\$20.50	\$26.51	\$30.32	\$31,621	\$35,216	\$42,646	\$55,151	\$63,070
49-3011	Aircraft mechanics and service technicians	1,760	7.67	\$31.39	\$65,282	3.43	\$18.58	\$23.64	\$30.67	\$37.98	\$44.77	\$38,649	\$49,171	\$63,803	\$78,998	\$93,122
49-3021	Automotive body and related repairers	2,580	7.1	\$24.12	\$50,160	3.07	\$13.12	\$17.72	\$22.86	\$28.98	\$36.60	\$27,282	\$36,853	\$47,546	\$60,283	\$76,137
49-3022	Automotive glass installers and repairers	#	#	\$16.64	\$34,621	4.92	\$12.17	\$13.97	\$16.24	\$19.42	\$22.73	\$25,314	\$29,057	\$33,787	\$40,391	\$47,279
49-3023	Automotive service technicians and mechanics	12,170	4.07	\$21.09	\$43,858	1.81	\$9.96	\$13.86	\$19.60	\$27.35	\$33.52	\$20,715	\$28,821	\$40,774	\$56,896	\$69,725
49-3031	Bus and truck mechanics and diesel engine specialists	4,330	5.85	\$23.61	\$49,117	1.36	\$15.21	\$18.47	\$23.17	\$28.61	\$33.91	\$31,632	\$38,419	\$48,203	\$59,499	\$70,537
49-3041	Farm equipment mechanics and service technicians	480	15.82	\$19.68	\$40,930	3.15	\$13.30	\$15.95	\$19.00	\$23.10	\$27.38	\$27,674	\$33,185	\$39,518	\$48,044	\$56,960
49-3042	Mobile heavy equipment mechanics, except engines	2,910	7.96	\$23.29	\$48,443	1.48	\$14.82	\$18.58	\$23.28	\$28.07	\$32.20	\$30,831	\$38,640	\$48,423	\$58,393	\$66,984
49-3043	Rail car repairers	450	21.75	\$25.72	\$53,496	3.96	\$15.67	\$21.73	\$26.73	\$30.26	\$34.77	\$32,590	\$45,208	\$55,607	\$62,949	\$72,326

# Data unavailable

Occupational Code	Occupational Title	Employment Estimate	Employment Percentage Relative Standard Error	Average Hourly Wage	Average Annual Wage	Wage Percentage Relative Standard Error	10th Percentile (Hourly)	25th Percentile (Hourly)	50th Percentile (Hourly)	75th Percentile (Hourly)	90th Percentile (Hourly)	10th Percentile (Annual)	25th Percentile (Annual)	50th Percentile (Annual)	75th Percentile (Annual)	90th Percentile (Annual)
49-3051	Motorboat mechanics and service technicians	80	40.06	\$15.72	\$32,702	4.96	\$8.58	\$9.11	\$16.44	\$21.07	\$23.20	\$17,849	\$18,946	\$34,202	\$43,826	\$48,252
49-3052	Motorcycle mechanics	360	26.67	\$20.77	\$43,194	5.95	\$12.75	\$15.25	\$19.44	\$24.16	\$30.73	\$26,513	\$31,719	\$40,430	\$50,257	\$63,913
49-3053	Outdoor power equipment and other small engine mechanics	470	20.56	\$17.76	\$36,938	3.19	\$9.98	\$14.09	\$17.40	\$21.45	\$26.23	\$20,760	\$29,309	\$36,182	\$44,625	\$54,554
49-3091	Bicycle repairers	830	30.42	\$13.80	\$28,696	4.93	\$8.99	\$10.48	\$13.43	\$16.73	\$19.24	\$18,709	\$21,792	\$27,945	\$34,804	\$40,012
49-3092	Recreational vehicle service technicians	470	40.53	\$21.95	\$45,649	9.11	\$12.87	\$15.21	\$18.90	\$28.00	\$30.80	\$26,776	\$31,630	\$39,319	\$58,234	\$64,072
49-3093	Tire repairers and changers	2,410	18.85	\$12.66	\$26,341	2.34	\$9.35	\$10.39	\$12.08	\$14.14	\$16.98	\$19,452	\$21,603	\$25,128	\$29,419	\$35,322
49-9011	Mechanical door repairers	#	#	\$20.24	\$42,106	5.65	\$14.33	\$16.33	\$18.91	\$24.42	\$28.46	\$29,809	\$33,965	\$39,333	\$50,790	\$59,205
49-9012	Control and valve installers and repairers, except mechanical door	1,060	11.45	\$30.30	\$63,033	4.41	\$16.17	\$22.63	\$30.57	\$39.24	\$44.64	\$33,624	\$47,072	\$63,589	\$81,619	\$92,844
49-9021	Heating, air conditioning, and refrigeration mechanics and installers	4,990	9.48	\$26.23	\$54,557	2.75	\$16.57	\$21.12	\$26.08	\$30.57	\$36.84	\$34,473	\$43,936	\$54,243	\$63,592	\$76,626
49-9031	Home appliance repairers	660	21.56	\$21.80	\$45,339	8.65	\$11.18	\$13.84	\$20.47	\$29.70	\$35.25	\$23,259	\$28,778	\$42,571	\$61,767	\$73,328
49-9041	Industrial machinery mechanics	5,610	6.69	\$26.60	\$55,327	2.63	\$14.84	\$19.39	\$25.93	\$32.37	\$38.67	\$30,874	\$40,333	\$53,941	\$67,321	\$80,434
49-9043	Maintenance workers, machinery	620	12.87	\$23.27	\$48,409	1.73	\$13.22	\$17.53	\$23.44	\$28.26	\$33.22	\$27,489	\$36,462	\$48,746	\$58,789	\$69,090
49-9044	Millwrights	410	23.25	\$23.58	\$49,037	5.24	\$11.15	\$19.75	\$24.22	\$29.05	\$33.71	\$23,201	\$41,077	\$50,369	\$60,425	\$70,119
49-9051	Electrical power-line installers and repairers	2,270	9.2	\$32.90	\$68,434	1.85	\$17.25	\$24.93	\$34.47	\$42.20	\$46.40	\$35,870	\$51,863	\$71,703	\$87,777	\$96,508
49-9052	Telecommunications line installers and repairers	1,750	17.94	\$22.84	\$47,516	3.47	\$14.15	\$17.27	\$22.10	\$27.87	\$33.56	\$29,422	\$35,924	\$45,971	\$57,978	\$69,800
49-9061	Camera and photographic equipment repairers	#	#	\$19.48	\$40,519	12.74	\$15.68	\$16.45	\$17.73	\$19.01	\$23.42	\$32,608	\$34,209	\$36,878	\$39,531	\$48,719
49-9062	Medical equipment repairers	1,130	11.54	\$24.41	\$50,777	2.82	\$15.39	\$18.03	\$23.83	\$28.85	\$36.41	\$32,010	\$37,503	\$49,567	\$60,007	\$75,735
49-9063	Musical instrument repairers and tuners	140	36.89	\$18.44	\$38,348	15.35	\$9.99	\$11.22	\$16.11	\$22.65	\$29.81	\$20,770	\$23,333	\$33,515	\$47,103	\$62,015
49-9064	Watch repairers	#	#	\$17.63	\$36,673	5.09	\$10.38	\$14.58	\$18.57	\$21.54	\$23.24	\$21,595	\$30,320	\$38,617	\$44,804	\$48,329
49-9069	Precision instrument and equipment repairers, all other	90	24	\$25.94	\$53,958	6.07	\$16.28	\$18.07	\$24.48	\$32.07	\$41.98	\$33,866	\$37,588	\$50,914	\$66,711	\$87,326
49-9071	Maintenance and repair workers, general	20,890	2.71	\$18.73	\$38,952	0.99	\$10.83	\$13.64	\$17.60	\$22.79	\$28.66	\$22,535	\$28,364	\$36,603	\$47,407	\$59,611
49-9081	Wind turbine service technicians	50	44.97	\$25.95	\$53,969	5.33	\$18.15	\$20.93	\$25.21	\$30.44	\$35.69	\$37,757	\$43,532	\$52,441	\$63,311	\$74,240
49-9091	Coin, vending, and amusement machine servicers and repairers	450	14.02	\$18.06	\$37,568	2.31	\$12.90	\$14.92	\$18.16	\$21.52	\$23.47	\$26,838	\$31,029	\$37,773	\$44,762	\$48,809
49-9094	Locksmiths and safe repairers	380	15.71	\$17.07	\$35,503	3.67	\$11.27	\$13.02	\$15.04	\$21.14	\$25.75	\$23,434	\$27,073	\$31,292	\$43,964	\$53,568
49-9096	Riggers	120	33.01	\$23.92	\$49,755	9.67	\$12.54	\$14.59	\$22.20	\$29.76	\$42.14	\$26,079	\$30,355	\$46,185	\$61,907	\$87,653
49-9097	Signal and track switch repairers	140	29.46	\$25.84	\$53,752	2.52	\$20.02	\$24.00	\$26.43	\$28.77	\$30.21	\$41,636	\$49,911	\$54,974	\$59,837	\$62,836
49-9098	Helpers--installation, maintenance, and repair workers	910	11.8	\$15.90	\$33,074	3.26	\$9.23	\$12.18	\$15.22	\$18.67	\$24.31	\$19,191	\$25,336	\$31,665	\$38,827	\$50,555
49-9099	Installation, maintenance, and repair workers, all other	2,910	10.32	\$18.89	\$39,285	3.23	\$10.66	\$13.49	\$17.86	\$23.39	\$28.85	\$22,162	\$28,061	\$37,145	\$48,641	\$60,007
<b>51-0000</b>	<b>Production</b>	<b>103,700</b>	<b>2.17</b>	<b>\$17.96</b>	<b>\$37,350</b>	<b>0.9</b>	<b>\$9.70</b>	<b>\$12.01</b>	<b>\$16.19</b>	<b>\$21.73</b>	<b>\$29.25</b>	<b>\$20,172</b>	<b>\$24,985</b>	<b>\$33,672</b>	<b>\$45,192</b>	<b>\$60,831</b>
51-1011	First-line supervisors of production and operating workers	6,130	3.29	\$30.56	\$63,567	1.01	\$17.77	\$22.69	\$28.99	\$36.74	\$46.71	\$36,965	\$47,193	\$60,298	\$76,421	\$97,154
51-2011	Aircraft structure, surfaces, rigging, and systems assemblers	130	36.52	#	#	#	#	#	#	#	#	#	#	#	#	#
51-2021	Coil winders, tapers, and finishers	60	33.63	\$15.15	\$31,518	7.76	\$10.39	\$11.88	\$14.33	\$17.57	\$21.83	\$21,607	\$24,703	\$29,805	\$36,542	\$45,414
51-2022	Electrical and electronic equipment assemblers	3,440	7.54	\$16.89	\$35,131	3.08	\$9.50	\$12.33	\$15.60	\$20.42	\$26.24	\$19,770	\$25,647	\$32,447	\$42,463	\$54,570
51-2023	Electromechanical equipment assemblers	2,250	9.82	\$17.14	\$35,646	3.53	\$11.24	\$14.05	\$16.82	\$19.00	\$23.56	\$23,375	\$29,230	\$34,986	\$39,528	\$49,005
51-2031	Engine and other machine assemblers	770	23.5	\$18.08	\$37,604	1.75	\$13.74	\$15.82	\$17.78	\$20.45	\$23.30	\$28,579	\$32,906	\$36,993	\$42,546	\$48,459
51-2041	Structural metal fabricators and fitters	890	11.86	\$18.60	\$38,698	2.82	\$12.27	\$14.82	\$18.12	\$22.47	\$26.55	\$25,524	\$30,816	\$37,680	\$46,742	\$55,222
51-2091	Fiberglass laminators and fabricators	80	44.1	\$12.70	\$26,406	4.65	\$9.69	\$10.40	\$11.59	\$14.06	\$18.62	\$20,151	\$21,633	\$24,103	\$29,244	\$38,729
51-2092	Team assemblers	4,640	8.75	\$15.02	\$31,242	1.99	\$9.31	\$10.94	\$13.98	\$17.88	\$22.58	\$19,364	\$22,753	\$29,071	\$37,191	\$46,961
51-2099	Assemblers and fabricators, all other	4,530	10.08	\$15.25	\$31,720	2.11	\$9.78	\$11.22	\$14.20	\$18.06	\$22.35	\$20,351	\$23,335	\$29,542	\$37,570	\$46,496
51-3011	Bakers	3,770	11.26	\$12.76	\$26,539	3.17	\$8.80	\$9.72	\$11.48	\$14.94	\$18.58	\$18,305	\$20,218	\$23,878	\$31,070	\$38,648
51-3021	Butchers and meat cutters	2,110	10.6	\$15.29	\$31,806	2.5	\$9.69	\$11.40	\$14.56	\$18.68	\$22.60	\$20,152	\$23,702	\$30,282	\$38,848	\$47,004
51-3022	Meat, poultry, and fish cutters and trimmers	480	22.34	\$14.23	\$29,602	3.41	\$9.30	\$11.28	\$14.89	\$17.25	\$18.52	\$19,338	\$23,457	\$30,975	\$35,870	\$38,512
51-3023	Slaughterers and meat packers	5,110	26.5	\$15.63	\$32,508	5.52	\$10.49	\$14.42	\$16.55	\$17.93	\$18.76	\$21,828	\$30,000	\$34,415	\$37,288	\$39,012
51-3091	Food and tobacco roasting, baking, and drying machine operators and tenders	430	18.71	\$17.60	\$36,602	4.27	\$8.86	\$11.20	\$15.44	\$22.28	\$32.00	\$18,420	\$23,296	\$32,108	\$46,344	\$66,567
51-3092	Food batchmakers	2,080	9.45	\$14.02	\$29,156	3.4	\$8.88	\$9.96	\$12.18	\$15.13	\$21.97	\$18,478	\$20,711	\$25,341	\$31,466	\$45,698
51-3093	Food cooking machine operators and tenders	160	18.14	\$15.76	\$32,782	8.95	\$8.74	\$9.54	\$13.63	\$21.79	\$26.52	\$18,189	\$19,847	\$28,347	\$45,322	\$55,168

# Data unavailable

Occupational Code	Occupational Title	Employment Estimate	Employment Percentage Relative Standard Error	Average Hourly Wage	Average Annual Wage	Wage Percentage Relative Standard Error	10th Percentile (Hourly)	25th Percentile (Hourly)	50th Percentile (Hourly)	75th Percentile (Hourly)	90th Percentile (Hourly)	10th Percentile (Annual)	25th Percentile (Annual)	50th Percentile (Annual)	75th Percentile (Annual)	90th Percentile (Annual)
51-3099	Food processing workers, all other	770	10.41	\$13.08	\$27,202	2.66	\$9.67	\$10.52	\$11.96	\$15.51	\$18.19	\$20,107	\$21,880	\$24,885	\$32,251	\$37,826
51-4011	Computer-controlled machine tool operators, metal and plastic	940	11.27	\$18.82	\$39,147	4.67	\$10.67	\$12.79	\$17.81	\$24.09	\$28.64	\$22,192	\$26,605	\$37,035	\$50,102	\$59,570
51-4012	Computer numerically controlled machine tool programmers, metal and plastic	150	18.6	\$25.59	\$53,224	2.56	\$18.30	\$22.08	\$26.22	\$29.12	\$32.18	\$38,064	\$45,920	\$54,535	\$60,578	\$66,933
51-4021	Extruding and drawing machine setters, operators, and tenders, metal and plastic	780	24.06	\$16.66	\$34,658	3.35	\$12.36	\$13.54	\$15.91	\$19.53	\$22.71	\$25,717	\$28,172	\$33,088	\$40,621	\$47,245
51-4022	Forging machine setters, operators, and tenders, metal and plastic	220	1.44	\$19.67	\$40,920	4.11	\$13.62	\$16.67	\$19.43	\$23.33	\$25.14	\$28,332	\$34,671	\$40,412	\$48,521	\$52,293
51-4023	Rolling machine setters, operators, and tenders, metal and plastic	130	19.71	\$18.27	\$38,005	8.45	\$12.60	\$13.67	\$19.03	\$22.10	\$23.95	\$26,214	\$28,437	\$39,591	\$45,969	\$49,824
51-4031	Cutting, punching, and press machine setters, operators, and tenders, metal and plastic	1,240	11.86	\$16.08	\$33,455	3.66	\$9.77	\$11.47	\$15.40	\$19.10	\$23.99	\$20,318	\$23,856	\$32,022	\$39,735	\$49,902
51-4032	Drilling and boring machine tool setters, operators, and tenders, metal and plastic	170	24.92	\$15.05	\$31,306	5.78	\$9.95	\$11.20	\$13.52	\$18.06	\$23.13	\$20,702	\$23,286	\$28,112	\$37,565	\$48,101
51-4033	Grinding, lapping, polishing, and buffing machine tool setters, operators, and tenders, metal and plastic	950	16.36	\$16.89	\$35,138	4.26	\$11.10	\$12.89	\$15.26	\$20.26	\$23.96	\$23,081	\$26,802	\$31,731	\$42,135	\$49,831
51-4034	Lathe and turning machine tool setters, operators, and tenders, metal and plastic	110	22.87	\$17.51	\$36,425	4.86	\$12.31	\$14.15	\$17.05	\$20.20	\$23.25	\$25,595	\$29,436	\$35,459	\$42,025	\$48,355
51-4035	Milling and planing machine setters, operators, and tenders, metal and plastic	190	28.71	\$17.21	\$35,806	3.44	\$11.83	\$14.56	\$16.97	\$18.98	\$23.97	\$24,608	\$30,290	\$35,289	\$39,482	\$49,854
51-4041	Machinists	4,730	7.64	\$21.08	\$43,844	1.94	\$11.98	\$15.88	\$20.93	\$26.35	\$29.93	\$24,920	\$33,023	\$43,528	\$54,811	\$62,245
51-4051	Metal-refining furnace operators and tenders	100	10.91	\$19.21	\$39,952	6.02	\$13.04	\$17.62	\$20.45	\$22.34	\$23.47	\$27,116	\$36,642	\$42,530	\$46,464	\$48,824
51-4052	Pourers and casters, metal	80	43.43	\$17.11	\$35,582	7.64	\$12.51	\$13.62	\$15.77	\$19.99	\$24.64	\$26,015	\$28,338	\$32,794	\$41,573	\$51,261
51-4061	Model makers, metal and plastic	70	15.4	\$26.14	\$54,367	4.82	\$13.13	\$21.41	\$27.75	\$32.13	\$35.88	\$27,301	\$44,538	\$57,713	\$66,824	\$74,641
51-4071	Foundry mold and coremakers	20	39.07	\$12.53	\$26,070	7.45	\$9.10	\$9.95	\$11.40	\$15.85	\$17.59	\$18,929	\$20,693	\$23,716	\$32,959	\$36,584
51-4072	Molding, coremaking, and casting machine setters, operators, and tenders, metal and plastic	1,640	14.46	\$13.73	\$28,566	3.59	\$8.93	\$9.91	\$11.81	\$15.38	\$22.10	\$18,571	\$20,618	\$24,568	\$31,981	\$45,962
51-4081	Multiple machine tool setters, operators, and tenders, metal and plastic	#	#	\$15.15	\$31,506	2.19	\$10.35	\$12.28	\$14.12	\$17.24	\$21.32	\$21,518	\$25,538	\$29,378	\$35,861	\$44,341
51-4111	Tool and die makers	310	12.85	\$23.99	\$49,906	3.12	\$14.38	\$18.30	\$24.07	\$29.82	\$34.67	\$29,900	\$38,071	\$50,067	\$62,029	\$72,124
51-4121	Welders, cutters, solderers, and brazers	5,310	6.76	\$20.89	\$43,453	1.84	\$13.63	\$16.22	\$19.18	\$24.29	\$31.06	\$28,356	\$33,733	\$39,893	\$50,524	\$64,601
51-4122	Welding, soldering, and brazing machine setters, operators, and tenders	460	40.76	\$16.10	\$33,489	2.67	\$10.54	\$12.29	\$14.73	\$18.73	\$24.45	\$21,932	\$25,559	\$30,636	\$38,954	\$50,851
51-4191	Heat treating equipment setters, operators, and tenders, metal and plastic	60	19.25	\$19.72	\$41,017	4.41	\$12.53	\$15.07	\$20.01	\$24.81	\$26.86	\$26,055	\$31,354	\$41,615	\$51,604	\$55,877
51-4192	Layout workers, metal and plastic	40	8.95	\$16.53	\$34,393	4.07	\$12.17	\$15.35	\$16.70	\$18.05	\$18.86	\$25,314	\$31,927	\$34,733	\$37,539	\$39,225
51-4193	Plating and coating machine setters, operators, and tenders, metal and plastic	370	17.2	\$16.47	\$34,249	3.38	\$10.60	\$12.78	\$15.44	\$19.48	\$23.09	\$22,052	\$26,577	\$32,106	\$40,510	\$48,029
51-4194	Tool grinders, filers, and sharpeners	30	15.11	\$16.18	\$33,649	7.56	\$8.79	\$9.62	\$15.69	\$20.29	\$24.49	\$18,274	\$20,008	\$32,638	\$42,205	\$50,947
51-4199	Metal workers and plastic workers, all other	450	19.11	\$16.58	\$34,484	6.96	\$8.89	\$10.92	\$14.56	\$19.92	\$25.62	\$18,492	\$22,719	\$30,283	\$41,424	\$53,299
51-5111	Prepress technicians and workers	500	19.19	\$19.13	\$39,795	4.29	\$10.84	\$15.76	\$18.20	\$22.41	\$26.94	\$22,540	\$32,774	\$37,859	\$46,609	\$56,025
51-5112	Printing press operators	2,390	6.68	\$17.09	\$35,551	2.66	\$9.64	\$13.23	\$16.64	\$20.48	\$24.58	\$20,057	\$27,519	\$34,614	\$42,602	\$51,134
51-5113	Print binding and finishing workers	880	11.04	\$15.81	\$32,888	2.26	\$10.11	\$12.38	\$15.23	\$18.98	\$22.66	\$21,024	\$25,741	\$31,681	\$39,485	\$47,128
51-6011	Laundry and dry-cleaning workers	3,310	12.71	\$10.87	\$22,612	2.08	\$8.54	\$9.00	\$10.14	\$11.89	\$14.31	\$17,763	\$18,729	\$21,082	\$24,735	\$29,756
51-6021	Pressers, textile, garment, and related materials	690	39.6	\$11.99	\$24,936	7.48	\$9.50	\$10.18	\$11.33	\$13.58	\$16.35	\$19,769	\$21,183	\$23,574	\$28,237	\$34,012
51-6031	Sewing machine operators	1,780	8.25	\$12.24	\$25,455	3.59	\$8.60	\$9.17	\$10.87	\$14.19	\$18.01	\$17,898	\$19,067	\$22,610	\$29,509	\$37,459
51-6041	Shoe and leather workers and repairers	80	41.23	\$11.68	\$24,301	9.71	\$8.56	\$9.06	\$10.56	\$11.99	\$18.04	\$17,807	\$18,839	\$21,969	\$24,930	\$37,525
51-6051	Sewers, hand	20	29.79	\$17.52	\$36,449	7.02	\$12.61	\$14.18	\$17.42	\$21.17	\$23.30	\$26,220	\$29,486	\$36,234	\$44,026	\$48,466
51-6052	Tailors, dressmakers, and custom sewers	110	24.94	\$12.27	\$25,512	4.19	\$8.79	\$10.01	\$12.28	\$14.08	\$15.49	\$18,288	\$20,812	\$25,549	\$29,288	\$32,220
51-6062	Textile cutting machine setters, operators, and tenders	60	28.2	\$14.80	\$30,783	4.7	\$10.30	\$12.15	\$14.21	\$16.96	\$19.86	\$21,431	\$25,273	\$29,567	\$35,269	\$41,308
51-6092	Fabric and apparel patternmakers	90	4.05	\$13.28	\$27,630	8.72	\$8.75	\$9.53	\$11.74	\$14.60	\$19.36	\$18,197	\$19,814	\$24,427	\$30,362	\$40,264
51-6093	Upholsterers	360	23.34	\$18.38	\$38,235	5.15	\$12.68	\$15.62	\$17.57	\$20.55	\$26.86	\$26,374	\$32,492	\$36,544	\$42,742	\$55,864
51-6099	Textile, apparel, and furnishings workers, all other	60	17.5	\$20.63	\$42,908	8.78	\$8.91	\$10.99	\$24.09	\$26.93	\$29.31	\$18,535	\$22,854	\$30,516	\$46,012	\$60,962
51-7011	Cabinetmakers and bench carpenters	1,890	8.9	\$17.30	\$35,984	1.87	\$11.44	\$13.75	\$16.78	\$20.07	\$23.90	\$23,801	\$28,602	\$34,906	\$41,739	\$49,716
51-7021	Furniture finishers	350	13.81	\$17.16	\$35,693	2.39	\$11.92	\$14.55	\$17.00	\$19.77	\$23.10	\$24,788	\$30,272	\$35,360	\$41,131	\$48,039

# Data unavailable

Occupational Code	Occupational Title	Employment Estimate	Employment Percentage Relative Standard Error	Average Hourly Wage	Average Annual Wage	Wage Percentage Relative Standard Error	10th Percentile (Hourly)	25th Percentile (Hourly)	50th Percentile (Hourly)	75th Percentile (Hourly)	90th Percentile (Hourly)	10th Percentile (Annual)	25th Percentile (Annual)	50th Percentile (Annual)	75th Percentile (Annual)	90th Percentile (Annual)
51-7041	Sawing machine setters, operators, and tenders, wood	#	#	\$16.40	\$34,108	8.27	\$10.57	\$12.50	\$14.92	\$18.26	\$24.83	\$21,984	\$26,002	\$31,043	\$37,975	\$51,644
51-7042	Woodworking machine setters, operators, and tenders, except sawing	670	18.7	\$14.41	\$29,980	2.94	\$10.11	\$11.25	\$13.82	\$17.14	\$19.51	\$21,035	\$23,391	\$28,747	\$35,646	\$40,577
51-8012	Power distributors and dispatchers	170	10.33	\$41.00	\$85,273	1.44	\$30.65	\$39.75	\$43.09	\$46.72	\$48.98	\$63,745	\$82,686	\$89,625	\$97,182	\$101,874
51-8013	Power plant operators	770	11.36	\$32.82	\$68,257	2.07	\$24.94	\$27.68	\$32.60	\$37.75	\$43.42	\$51,884	\$57,565	\$67,799	\$78,529	\$90,321
51-8021	Stationary engineers and boiler operators	740	10.22	\$26.17	\$54,430	2.97	\$14.07	\$19.69	\$25.00	\$29.65	\$36.90	\$29,271	\$40,958	\$51,999	\$61,672	\$76,751
51-8031	Water and wastewater treatment plant and system operators	2,280	7.58	\$24.51	\$50,974	1.73	\$14.74	\$19.32	\$24.43	\$29.75	\$35.42	\$30,661	\$40,176	\$50,822	\$61,876	\$73,664
51-8091	Chemical plant and system operators	80	27.63	\$21.84	\$45,429	9.93	\$9.65	\$14.37	\$21.69	\$28.59	\$34.91	\$20,063	\$29,886	\$45,110	\$59,458	\$72,612
51-8092	Gas plant operators	510	21.08	\$34.72	\$72,224	4.58	\$22.83	\$28.97	\$35.48	\$41.67	\$45.87	\$47,490	\$60,261	\$73,808	\$86,669	\$95,415
51-8093	Petroleum pump system operators, refinery operators, and gaugers	420	17.32	\$39.92	\$83,031	5.79	\$27.58	\$32.42	\$37.04	\$43.96	\$49.05	\$57,371	\$67,433	\$77,051	\$91,441	\$102,026
51-8099	Plant and system operators, all other	#	#	\$26.72	\$55,570	2.12	\$19.17	\$23.64	\$27.17	\$30.02	\$35.07	\$39,864	\$49,164	\$56,510	\$62,438	\$72,946
51-9011	Chemical equipment operators and tenders	770	23.46	\$20.31	\$42,248	9.55	\$11.38	\$13.76	\$18.03	\$25.78	\$34.05	\$23,677	\$28,631	\$37,495	\$53,623	\$70,834
51-9012	Separating, filtering, clarifying, precipitating, and still machine setters, operators, and tenders	1,440	20.03	\$20.86	\$43,398	7	\$10.95	\$13.81	\$20.27	\$27.37	\$32.75	\$22,777	\$28,717	\$42,161	\$56,936	\$68,110
51-9021	Crushing, grinding, and polishing machine setters, operators, and tenders	570	16.97	\$21.47	\$44,665	8.47	\$12.70	\$15.92	\$19.92	\$23.54	\$34.27	\$26,411	\$33,116	\$41,427	\$48,970	\$71,278
51-9022	Grinding and polishing workers, hand	190	23.97	\$14.31	\$29,768	3.53	\$10.12	\$11.83	\$13.71	\$16.35	\$20.39	\$21,048	\$24,605	\$28,514	\$34,007	\$42,419
51-9023	Mixing and blending machine setters, operators, and tenders	1,020	16.21	\$15.83	\$32,917	6.65	\$8.96	\$10.41	\$13.66	\$20.11	\$26.56	\$18,640	\$21,651	\$28,412	\$41,828	\$55,246
51-9031	Cutters and trimmers, hand	90	19.48	\$13.08	\$27,197	6.31	\$8.50	\$8.90	\$11.02	\$16.60	\$20.48	\$17,674	\$18,506	\$22,920	\$34,520	\$42,604
51-9032	Cutting and slicing machine setters, operators, and tenders	560	21.5	\$16.59	\$34,515	3.74	\$11.98	\$13.18	\$15.22	\$18.80	\$24.69	\$24,920	\$27,416	\$31,663	\$39,097	\$51,358
51-9041	Extruding, forming, pressing, and compacting machine setters, operators, and tenders	640	10.15	\$14.34	\$29,822	2.37	\$10.98	\$12.53	\$13.92	\$15.79	\$18.31	\$22,831	\$26,058	\$28,961	\$32,838	\$38,088
51-9051	Furnace, kiln, oven, drier, and kettle operators and tenders	200	4.57	\$17.70	\$36,806	5.52	\$12.52	\$14.28	\$18.01	\$21.36	\$23.25	\$26,043	\$29,693	\$37,471	\$44,426	\$48,369
51-9061	Inspectors, testers, sorters, samplers, and weighers	4,350	4.49	\$19.84	\$41,263	1.93	\$9.51	\$13.88	\$18.33	\$23.86	\$31.27	\$19,780	\$28,863	\$38,134	\$49,625	\$65,032
51-9071	Jewelers and precious stone and metal workers	370	40.26	\$18.70	\$38,898	11.13	\$10.27	\$12.24	\$14.01	\$21.39	\$35.67	\$21,357	\$25,465	\$29,144	\$44,500	\$74,191
51-9081	Dental laboratory technicians	530	17.23	\$17.37	\$36,139	4.85	\$10.02	\$11.34	\$15.79	\$21.93	\$28.09	\$20,851	\$23,597	\$32,840	\$45,609	\$58,436
51-9082	Medical appliance technicians	150	24.27	\$17.91	\$37,244	5.31	\$11.99	\$13.30	\$16.32	\$22.03	\$27.46	\$24,932	\$27,668	\$33,938	\$45,814	\$57,113
51-9083	Ophthalmic laboratory technicians	620	19.54	\$16.62	\$34,579	5.36	\$10.65	\$12.59	\$15.15	\$18.66	\$24.47	\$22,162	\$26,195	\$31,502	\$38,818	\$50,901
51-9111	Packaging and filling machine operators and tenders	4,370	9.6	\$15.64	\$32,532	5.87	\$9.08	\$10.34	\$12.70	\$18.69	\$28.63	\$18,896	\$21,507	\$26,413	\$38,883	\$59,545
51-9121	Coating, painting, and spraying machine setters, operators, and tenders	1,290	13.07	\$16.77	\$34,884	3.52	\$10.38	\$12.54	\$15.92	\$20.19	\$25.55	\$21,601	\$26,079	\$33,104	\$41,987	\$53,146
51-9122	Painters, transportation equipment	850	16.48	\$24.30	\$50,553	5.43	\$12.34	\$14.47	\$21.43	\$28.77	\$45.21	\$25,672	\$30,104	\$44,576	\$59,836	\$94,040
51-9123	Painting, coating, and decorating workers	200	33.59	\$17.30	\$35,974	2.82	\$10.29	\$14.79	\$17.38	\$20.83	\$23.47	\$21,403	\$30,755	\$36,141	\$43,332	\$48,827
51-9141	Semiconductor processors	960	1.96	\$14.81	\$30,808	2.46	\$11.50	\$12.84	\$14.48	\$16.83	\$18.49	\$23,929	\$26,703	\$30,127	\$35,016	\$38,462
51-9151	Photographic process workers and processing machine operators	300	28.31	\$13.94	\$29,001	6.91	\$9.51	\$10.54	\$12.31	\$15.31	\$20.22	\$19,782	\$21,930	\$25,601	\$31,845	\$42,049
51-9191	Adhesive bonding machine operators and tenders	100	39.67	\$16.85	\$35,048	5.69	\$11.83	\$14.54	\$16.59	\$18.50	\$23.05	\$24,614	\$30,234	\$34,505	\$38,488	\$47,943
51-9192	Cleaning, washing, and metal pickling equipment operators and tenders	150	16.79	\$15.09	\$31,382	6.37	\$10.08	\$11.14	\$13.42	\$18.80	\$23.23	\$20,966	\$23,164	\$27,914	\$39,106	\$48,310
51-9193	Cooling and freezing equipment operators and tenders	20	5.96	\$19.97	\$41,546	2.53	\$14.61	\$16.94	\$19.99	\$22.74	\$26.24	\$30,398	\$35,243	\$41,577	\$47,294	\$54,575
51-9194	Etchers and engravers	210	29.67	\$11.25	\$23,409	5.87	\$8.55	\$9.02	\$9.96	\$13.06	\$15.08	\$17,775	\$18,760	\$20,711	\$27,165	\$31,360
51-9195	Molders, shapers, and casters, except metal and plastic	500	14.96	\$17.04	\$35,434	6.53	\$10.64	\$12.86	\$14.93	\$20.49	\$27.06	\$22,134	\$26,747	\$31,057	\$42,622	\$56,290
51-9196	Paper goods machine setters, operators, and tenders	620	17.73	\$19.28	\$40,112	3.53	\$13.43	\$16.50	\$19.47	\$22.39	\$24.36	\$27,931	\$34,320	\$40,488	\$46,575	\$50,660
51-9198	Helpers--production workers	4,140	8.36	\$13.19	\$27,433	2.31	\$8.92	\$10.08	\$12.74	\$15.56	\$18.26	\$18,560	\$20,964	\$26,491	\$32,356	\$37,978
51-9199	Production workers, all other	1,510	17.2	\$15.49	\$32,220	3.46	\$10.20	\$11.48	\$15.16	\$17.98	\$21.80	\$21,217	\$23,888	\$31,529	\$37,396	\$45,342
<b>53-0000</b>	<b>Transportation and material moving</b>	<b>137,780</b>	<b>2.23</b>	<b>\$18.74</b>	<b>\$38,981</b>	<b>3.39</b>	<b>\$9.12</b>	<b>\$11.19</b>	<b>\$15.70</b>	<b>\$21.64</b>	<b>\$28.95</b>	<b>\$18,971</b>	<b>\$23,269</b>	<b>\$32,663</b>	<b>\$45,018</b>	<b>\$60,226</b>
53-1011	Aircraft cargo handling supervisors	190	26.5	\$20.05	\$41,699	4.59	\$12.36	\$13.87	\$17.39	\$24.30	\$33.23	\$25,713	\$28,858	\$36,173	\$50,536	\$69,125
53-1021	First-line supervisors of helpers, laborers, and material movers,	1,610	6.75	\$23.91	\$49,737	2.2	\$13.33	\$17.00	\$22.27	\$29.40	\$37.24	\$27,728	\$35,366	\$46,315	\$61,146	\$77,460

# Data unavailable

Occupational Code	Occupational Title	Employment Estimate	Employment Percentage Relative Standard Error	Average Hourly Wage	Average Annual Wage	Wage Percentage Relative Standard Error	10th Percentile (Hourly)	25th Percentile (Hourly)	50th Percentile (Hourly)	75th Percentile (Hourly)	90th Percentile (Hourly)	10th Percentile (Annual)	25th Percentile (Annual)	50th Percentile (Annual)	75th Percentile (Annual)	90th Percentile (Annual)
53-1031	First-line supervisors of transportation and material-moving mach	3,260	4.15	\$29.46	\$61,274	1.6	\$16.02	\$21.63	\$28.66	\$35.78	\$44.16	\$33,320	\$44,985	\$59,619	\$74,415	\$91,862
53-2011	Airline pilots, copilots, and flight engineers	3,070	20.13	#	\$180,892	10.19	#	#	#	#	#	\$81,383	\$120,405	\$163,221		
53-2012	Commercial pilots	540	14.86	#	\$89,199	8.24	#	#	#	#	#	\$40,088	\$52,898	\$77,140	\$98,920	\$152,232
53-2021	Air traffic controllers	680	0.31	\$61.51	\$127,935	1.77	\$36.99	\$54.90	\$63.85	\$74.29	\$80.38	\$76,945	\$114,199	\$132,806	\$154,518	\$167,196
53-2022	Airfield operations specialists	90	7.82	\$26.00	\$54,076	1.83	\$19.65	\$22.38	\$26.19	\$29.52	\$31.64	\$40,874	\$46,558	\$54,475	\$61,404	\$65,802
53-2031	Flight attendants	3,090	22.51	#	\$44,193	3.5	#	#	#	#	#	\$27,796	\$39,152	\$44,213	\$48,958	\$60,381
53-3011	Ambulance drivers and attendants, except emergency medical technicians	130	24.8	\$11.23	\$23,353	3.77	\$8.53	\$8.99	\$10.18	\$13.09	\$14.79	\$17,751	\$18,701	\$21,177	\$27,233	\$30,757
53-3021	Bus drivers, transit and intercity	3,200	13.35	\$16.71	\$34,764	3.06	\$9.75	\$13.12	\$16.97	\$20.30	\$23.16	\$20,283	\$27,285	\$35,307	\$42,224	\$48,170
53-3022	Bus drivers, school or special client	5,890	5.52	\$15.79	\$32,834	1.77	\$11.25	\$13.07	\$15.45	\$18.11	\$21.43	\$23,400	\$27,183	\$32,142	\$37,666	\$44,575
53-3031	Driver/sales workers	7,340	11.66	\$12.96	\$26,947	5.63	\$8.48	\$8.87	\$9.59	\$15.00	\$22.27	\$17,647	\$18,439	\$19,939	\$31,200	\$46,325
53-3032	Heavy and tractor-trailer truck drivers	25,350	4.42	\$21.89	\$45,529	1.07	\$14.53	\$17.47	\$21.33	\$25.57	\$30.48	\$30,219	\$36,334	\$44,371	\$53,183	\$63,408
53-3033	Light truck or delivery services drivers	16,060	5.05	\$16.90	\$35,153	2.33	\$9.31	\$11.77	\$15.44	\$19.59	\$28.20	\$19,360	\$24,487	\$32,106	\$40,744	\$58,657
53-3041	Taxi drivers and chauffeurs	2,530	13.6	\$12.74	\$26,492	2.39	\$9.09	\$10.34	\$12.23	\$14.53	\$17.32	\$18,897	\$21,499	\$25,440	\$30,217	\$36,035
53-3099	Motor vehicle operators, all other	1,900	14.22	\$12.18	\$25,333	4.1	\$8.56	\$9.05	\$10.36	\$13.47	\$18.99	\$17,798	\$18,817	\$21,546	\$28,011	\$39,506
53-4011	Locomotive engineers	430	35.95	\$20.17	\$41,961	11.17	\$11.09	\$14.04	\$20.98	\$24.91	\$28.70	\$23,071	\$29,207	\$43,648	\$51,818	\$59,700
53-4013	Rail yard engineers, dinky operators, and hostlers	110	30	\$17.89	\$37,209	10.94	\$11.12	\$13.09	\$16.64	\$22.23	\$27.40	\$23,139	\$27,221	\$34,601	\$46,247	\$56,988
53-4021	Railroad brake, signal, and switch operators	420	38.15	\$24.92	\$51,838	3.03	\$19.63	\$21.30	\$24.28	\$28.48	\$32.09	\$40,838	\$44,302	\$50,501	\$59,237	\$66,754
53-4031	Railroad conductors and yardmasters	410	34.43	\$20.04	\$41,687	14.23	\$9.53	\$12.67	\$19.17	\$25.32	\$31.15	\$19,815	\$26,360	\$39,870	\$52,660	\$64,788
53-4041	Subway and streetcar operators	140	0	\$19.55	\$40,673	3.92	\$15.78	\$17.31	\$19.80	\$22.12	\$23.52	\$32,823	\$36,014	\$41,178	\$46,017	\$48,920
53-6021	Parking lot attendants	2,050	14.78	\$11.49	\$23,896	3.28	\$8.56	\$9.06	\$10.44	\$12.85	\$16.10	\$17,812	\$18,853	\$21,709	\$26,726	\$33,498
53-6031	Automotive and watercraft service attendants	1,340	13.24	\$12.16	\$25,286	2.48	\$8.81	\$9.73	\$11.26	\$13.89	\$17.51	\$18,320	\$20,240	\$23,420	\$28,898	\$36,431
53-6041	Traffic technicians	110	14.92	\$25.09	\$52,193	3.39	\$16.67	\$20.77	\$25.25	\$28.76	\$33.88	\$34,679	\$43,204	\$52,517	\$59,822	\$70,481
53-6051	Transportation inspectors	530	19.21	\$32.82	\$68,273	4.47	\$17.63	\$21.03	\$27.42	\$47.38	\$55.98	\$36,666	\$43,747	\$57,025	\$98,541	\$116,444
53-7011	Conveyor operators and tenders	520	11.61	\$21.54	\$44,802	6.24	\$12.58	\$14.55	\$22.36	\$27.64	\$30.25	\$26,173	\$30,257	\$46,517	\$57,483	\$62,912
53-7021	Crane and tower operators	400	14.06	\$23.10	\$48,053	5.13	\$15.10	\$17.84	\$21.39	\$27.60	\$34.72	\$31,415	\$37,100	\$44,482	\$57,416	\$72,213
53-7032	Excavating and loading machine and dragline operators	810	8.94	\$21.03	\$43,741	2.67	\$13.97	\$17.04	\$20.74	\$25.27	\$29.12	\$29,065	\$35,434	\$43,142	\$52,571	\$60,564
53-7051	Industrial truck and tractor operators	7,100	6.57	\$16.32	\$33,940	1.62	\$10.67	\$12.87	\$15.97	\$18.98	\$22.93	\$22,189	\$26,777	\$33,222	\$39,470	\$47,696
53-7061	Cleaners of vehicles and equipment	5,440	7.74	\$11.12	\$23,134	1.74	\$8.57	\$9.09	\$10.31	\$12.09	\$14.84	\$17,832	\$18,903	\$21,455	\$25,147	\$30,870
53-7062	Laborers and freight, stock, and material movers, hand	31,080	4.21	\$13.64	\$28,379	1.19	\$8.97	\$10.18	\$12.65	\$16.00	\$19.96	\$18,654	\$21,182	\$26,319	\$33,284	\$41,518
53-7063	Machine feeders and offbearers	590	18.74	\$16.18	\$33,658	9.46	\$8.99	\$10.83	\$17.09	\$20.98	\$22.82	\$18,692	\$22,534	\$35,553	\$43,628	\$47,468
53-7064	Packers and packagers, hand	5,800	5.14	\$11.26	\$23,413	2.51	\$8.47	\$8.82	\$9.45	\$12.41	\$17.18	\$17,610	\$18,347	\$19,654	\$25,807	\$35,729
53-7071	Gas compressor and gas pumping station operators	150	29.53	\$28.70	\$59,701	6.43	\$19.82	\$23.17	\$27.94	\$33.25	\$37.82	\$41,222	\$48,198	\$58,105	\$69,150	\$78,666
53-7072	Pump operators, except wellhead pumpers	180	31.63	\$27.85	\$57,930	7.35	\$16.61	\$20.98	\$26.93	\$33.81	\$41.24	\$34,546	\$43,645	\$56,008	\$70,317	\$85,772
53-7073	Wellhead pumpers	780	14.45	\$27.49	\$57,186	3.1	\$19.18	\$24.37	\$27.70	\$31.26	\$36.47	\$39,889	\$50,681	\$57,609	\$65,026	\$75,867
53-7081	Refuse and recyclable material collectors	1,750	8.68	\$17.34	\$36,070	3.2	\$9.77	\$12.88	\$16.97	\$21.47	\$24.83	\$20,332	\$26,800	\$35,290	\$44,659	\$51,637
53-7111	Mine shuttle car operators	60	36.65	\$27.50	\$57,190	2.76	\$23.81	\$25.57	\$27.59	\$29.60	\$31.17	\$49,526	\$53,193	\$57,384	\$61,574	\$64,835
53-7121	Tank car, truck, and ship loaders	#	#	\$18.60	\$38,683	6.38	\$11.09	\$13.19	\$16.39	\$24.72	\$29.71	\$23,072	\$27,430	\$34,083	\$51,419	\$61,800
53-7199	Material moving workers, all other	#	#	\$19.59	\$40,750	2.71	\$14.60	\$17.01	\$19.31	\$22.40	\$24.35	\$30,375	\$35,389	\$40,156	\$46,602	\$50,651

Occupational Code	Occupational Title	Employment Estimate	Employment Percentage Relative Standard Error	Average Hourly Wage	Average Annual Wage	Wage Percentage Relative Standard Error	10th Percentile (Hourly)	25th Percentile (Hourly)	50th Percentile (Hourly)	75th Percentile (Hourly)	90th Percentile (Hourly)	10th Percentile (Annual)	25th Percentile (Annual)	50th Percentile (Annual)	75th Percentile (Annual)	90th Percentile (Annual)
<b>00-0000</b>	<b>Total all occupations</b>	<b>171,410</b>	<b>1.64</b>	<b>\$27.90</b>	<b>\$58,041</b>	<b>1.82</b>	<b>\$9.76</b>	<b>\$13.47</b>	<b>\$21.33</b>	<b>\$35.28</b>	<b>\$55.38</b>	<b>\$20,308</b>	<b>\$28,017</b>	<b>\$44,373</b>	<b>\$73,380</b>	<b>\$115,191</b>
<b>11-0000</b>	<b>Management</b>	<b>8,860</b>	<b>3.76</b>	<b>\$62.20</b>	<b>\$129,380</b>	<b>2.12</b>	<b>\$25.14</b>	<b>\$37.59</b>	<b>\$56.93</b>	<b>\$79.04</b>	<b>#</b>	<b>\$52,296</b>	<b>\$78,189</b>	<b>\$118,410</b>	<b>\$164,409</b>	<b>#</b>
11-1011	Chief executives	110	14.03	\$98.12	\$204,086	8.17	\$45.35	\$76.80	\$92.68	#	#	\$94,326	\$159,751	\$192,782	#	#
11-1021	General and operations managers	2,990	4.56	\$64.82	\$134,831	2.6	\$23.10	\$33.82	\$56.73	\$86.95	#	\$48,057	\$70,337	\$117,998	\$180,860	#
11-1031	Legislators	40	13.56	#	\$111,526	22.22	#	#	#	#	#	\$17,912	\$19,103	\$78,384	\$126,991	#
11-2011	Advertising and promotions managers	70	13.23	\$98.65	\$205,193	16.99	\$52.17	\$69.37	\$89.77	#	#	\$108,504	\$144,288	\$186,717	#	#
11-2021	Marketing managers	370	14.58	\$73.56	\$152,998	4.78	\$32.05	\$51.35	\$73.48	\$91.53	#	\$66,666	\$106,808	\$152,840	\$190,376	#
11-2022	Sales managers	390	14.66	\$62.33	\$129,656	4.25	\$31.24	\$39.79	\$57.53	\$77.96	#	\$64,979	\$82,757	\$119,670	\$162,159	#
11-2031	Public relations and fundraising managers	70	15.21	\$62.83	\$130,694	4.32	\$32.68	\$47.44	\$61.45	\$76.11	\$90.50	\$67,983	\$98,685	\$127,822	\$158,311	\$188,249
11-3011	Administrative services managers	220	11.04	\$44.72	\$93,023	5.24	\$18.11	\$29.99	\$41.04	\$58.56	\$73.49	\$37,671	\$62,376	\$85,366	\$121,797	\$152,853
11-3021	Computer and information systems managers	800	11.37	\$72.84	\$151,498	3.49	\$43.66	\$54.26	\$69.06	\$86.52	#	\$90,812	\$112,866	\$143,650	\$179,954	#
11-3031	Financial managers	370	12.14	\$69.87	\$145,323	3.62	\$40.22	\$52.64	\$63.56	\$83.74	#	\$83,649	\$109,490	\$132,204	\$174,170	#
11-3051	Industrial production managers	140	13.16	\$57.71	\$120,034	3.72	\$35.23	\$43.96	\$54.71	\$66.25	\$79.57	\$73,288	\$91,426	\$113,791	\$137,804	\$165,510
11-3061	Purchasing managers	80	13.8	\$67.82	\$141,056	7.02	\$47.55	\$53.25	\$62.12	\$72.90	#	\$98,900	\$110,751	\$129,211	\$151,632	#
11-3071	Transportation, storage, and distribution managers	90	4.06	\$51.72	\$107,574	2.11	\$34.71	\$41.87	\$51.06	\$60.88	\$69.24	\$72,206	\$87,095	\$106,206	\$126,628	\$144,022
11-3121	Human resources managers	120	5.05	\$58.68	\$122,045	4.33	\$35.48	\$44.71	\$55.22	\$69.76	\$86.00	\$73,793	\$93,003	\$114,860	\$145,093	\$178,890
11-3131	Training and development managers	30	29.87	\$59.76	\$124,302	8.96	\$40.16	\$44.71	\$57.78	\$70.34	\$84.35	\$83,523	\$93,002	\$120,172	\$146,313	\$175,447
11-9021	Construction managers	280	29.29	\$35.85	\$74,564	7.57	\$20.41	\$22.59	\$31.56	\$44.58	\$58.57	\$42,452	\$46,981	\$65,645	\$92,732	\$121,833
11-9031	Education administrators, preschool and childcare center/program	20	28.77	\$23.13	\$48,110	11.68	\$13.67	\$16.28	\$22.39	\$27.60	\$30.63	\$28,429	\$33,853	\$46,565	\$57,408	\$63,704
11-9032	Education administrators, elementary and secondary school	290	8.56	#	\$93,732	3.15	#	#	#	#	#	\$49,248	\$81,136	\$95,931	\$114,551	\$127,201
11-9033	Education administrators, postsecondary	370	8	\$46.01	\$95,697	6.58	\$25.62	\$29.69	\$38.67	\$54.12	\$81.37	\$53,291	\$61,749	\$80,429	\$112,560	\$169,255
11-9039	Education administrators, all other	20	25.16	\$45.90	\$95,476	8.39	\$25.32	\$32.96	\$49.81	\$57.42	\$64.40	\$52,672	\$68,550	\$103,600	\$119,430	\$133,960
11-9041	Architectural and engineering managers	450	10.82	\$78.30	\$162,871	6.83	\$50.53	\$62.77	\$75.35	\$89.91	#	\$105,110	\$130,553	\$156,722	\$187,005	#
11-9051	Food service managers	230	17.98	\$27.03	\$56,220	4.67	\$18.61	\$21.01	\$24.17	\$31.99	\$41.69	\$38,701	\$43,700	\$50,272	\$66,548	\$86,714
11-9081	Lodging managers	20	29.55	\$26.50	\$55,126	9.22	\$16.98	\$20.11	\$23.56	\$34.17	\$38.03	\$35,327	\$41,832	\$49,012	\$71,065	\$79,104
11-9111	Medical and health services managers	230	11.37	\$56.10	\$116,681	6.48	\$28.17	\$37.73	\$53.19	\$67.04	\$78.45	\$58,598	\$78,473	\$110,626	\$139,453	\$163,177
11-9121	Natural sciences managers	350	24.03	\$71.96	\$149,675	5.4	\$42.46	\$53.82	\$68.46	\$83.35	#	\$88,325	\$111,945	\$142,394	\$173,362	#
11-9141	Property, real estate, and community association managers	90	24.01	\$32.19	\$66,950	7.41	\$21.02	\$23.62	\$28.55	\$36.12	\$50.19	\$43,718	\$49,123	\$59,390	\$75,126	\$104,403
11-9151	Social and community service managers	100	8.24	\$38.59	\$80,258	3.91	\$19.06	\$28.34	\$37.29	\$47.09	\$59.05	\$39,654	\$58,950	\$77,563	\$97,941	\$122,832
11-9161	Emergency management directors	20	0	\$51.76	\$107,670	2.17	\$34.88	\$47.55	\$53.98	\$59.39	\$65.87	\$72,560	\$98,913	\$112,273	\$123,527	\$137,015
11-9199	Managers, all other	500	6.51	\$62.96	\$130,959	3.7	\$31.00	\$44.35	\$59.33	\$77.16	#	\$64,488	\$92,243	\$123,405	\$160,496	#
<b>13-0000</b>	<b>Business and financial operations</b>	<b>12,210</b>	<b>3.65</b>	<b>\$37.18</b>	<b>\$77,340</b>	<b>2.1</b>	<b>\$18.53</b>	<b>\$24.18</b>	<b>\$32.84</b>	<b>\$45.41</b>	<b>\$61.88</b>	<b>\$38,551</b>	<b>\$50,299</b>	<b>\$68,299</b>	<b>\$94,443</b>	<b>\$128,713</b>
13-1022	Wholesale and retail buyers, except farm products	180	26.32	\$36.11	\$75,112	11.17	\$17.13	\$21.99	\$28.08	\$51.46	\$62.18	\$35,628	\$45,745	\$58,403	\$107,043	\$129,333
13-1023	Purchasing agents, except wholesale, retail, and farm products	600	6.97	\$33.56	\$69,800	2.71	\$19.29	\$24.95	\$32.89	\$41.32	\$48.39	\$40,114	\$51,905	\$68,417	\$85,954	\$100,658
13-1031	Claims adjusters, examiners, and investigators	40	10.87	\$35.52	\$73,880	2.53	\$30.04	\$31.88	\$34.25	\$37.26	\$47.09	\$62,477	\$66,304	\$71,233	\$77,506	\$97,942
13-1041	Compliance officers, except agriculture, construction, health and safety, and transportation	390	11.17	\$32.72	\$68,057	4.47	\$18.78	\$22.32	\$29.79	\$38.46	\$51.70	\$39,057	\$46,417	\$61,962	\$79,997	\$107,531
13-1051	Cost estimators	200	12.1	\$28.65	\$59,593	3.16	\$18.21	\$22.96	\$27.89	\$34.44	\$41.31	\$37,885	\$47,760	\$58,021	\$71,632	\$85,915
13-1071	Human resources specialists	740	12.14	\$31.91	\$66,375	3.86	\$16.24	\$22.25	\$29.24	\$38.74	\$48.85	\$33,777	\$46,278	\$60,824	\$80,582	\$101,614
13-1081	Logisticians	310	13.58	\$32.55	\$67,701	2.61	\$19.35	\$24.39	\$29.85	\$38.94	\$48.12	\$40,255	\$50,735	\$62,089	\$80,988	\$100,888
13-1111	Management analysts	630	12.57	\$54.80	\$113,984	5.87	\$27.20	\$34.55	\$55.41	\$71.76	\$86.63	\$56,578	\$71,868	\$115,255	\$149,268	\$180,186
13-1121	Meeting, convention, and event planners	240	28.42	\$21.60	\$44,936	4.76	\$13.09	\$15.62	\$19.91	\$25.30	\$34.10	\$27,230	\$32,485	\$41,418	\$52,621	\$70,931
13-1131	Fundraisers	160	16.35	\$26.53	\$55,182	5.32	\$14.65	\$17.46	\$23.29	\$34.60	\$44.50	\$30,470	\$36,311	\$48,439	\$71,972	\$92,551
13-1141	Compensation, benefits, and job analysis specialists	70	12.6	\$35.37	\$73,564	2.02	\$25.23	\$28.62	\$34.70	\$42.26	\$48.63	\$52,486	\$59,533	\$72,172	\$87,910	\$101,158
13-1151	Training and development specialists	230	10.71	\$31.69	\$65,911	2.67	\$19.93	\$24.43	\$28.14	\$36.58	\$50.06	\$41,464	\$50,806	\$58,541	\$76,095	\$104,118
13-1161	Market research analysts and marketing specialists	1,510	7.04	\$38.54	\$80,170	5.32	\$17.31	\$23.38	\$32.01	\$46.71	\$64.89	\$35,998	\$48,629	\$66,578	\$97,148	\$134,975
13-1199	Business operations specialists, all other	3,320	4.98	\$37.56	\$78,127	4.03	\$19.45	\$23.49	\$33.52	\$48.61	\$62.62	\$40,459	\$48,859	\$69,714	\$101,102	\$130,247
13-2011	Accountants and auditors	2,170	4.6	\$37.93	\$78,887	3.72	\$20.92	\$26.82	\$34.15	\$43.40	\$58.02	\$43,514	\$55,776	\$71,042	\$90,269	\$120,686
13-2021	Appraisers and assessors of real estate	#	#	\$32.19	\$66,965	18.41	\$11.05	\$19.84	\$33.32	\$42.48	\$53.79	\$22,991	\$41,268	\$69,305	\$88,356	\$111,882

# Data unavailable

Occupational Code	Occupational Title	Employment Estimate	Employment Percentage Relative Standard Error	Average Hourly Wage	Average Annual Wage	Wage Percentage Relative Standard Error	10th Percentile (Hourly)	25th Percentile (Hourly)	50th Percentile (Hourly)	75th Percentile (Hourly)	90th Percentile (Hourly)	10th Percentile (Annual)	25th Percentile (Annual)	50th Percentile (Annual)	75th Percentile (Annual)	90th Percentile (Annual)
13-2031	Budget analysts	100	19.72	\$34.83	\$72,437	4.04	\$23.31	\$27.31	\$33.78	\$42.21	\$48.73	\$48,491	\$56,814	\$70,264	\$87,806	\$101,360
13-2041	Credit analysts	50	30.76	\$36.37	\$75,647	5.97	\$26.00	\$29.12	\$34.59	\$43.13	\$50.17	\$54,079	\$60,570	\$71,948	\$89,707	\$104,361
13-2051	Financial analysts	250	28.02	\$43.11	\$89,664	9.67	\$20.91	\$24.14	\$36.86	\$51.25	\$71.17	\$43,500	\$50,217	\$76,668	\$106,609	\$148,035
13-2052	Personal financial advisors	#	#	\$39.24	\$81,629	16.96	\$11.94	\$18.20	\$34.47	\$47.96	\$74.14	\$24,838	\$37,856	\$71,698	\$99,751	\$154,206
13-2061	Financial examiners	20	9.28	\$30.66	\$63,782	3.22	\$15.18	\$22.45	\$30.84	\$37.50	\$47.27	\$31,572	\$46,700	\$64,137	\$77,997	\$98,332
13-2072	Loan officers	120	32.55	\$44.31	\$92,162	10.74	\$21.42	\$27.15	\$34.62	\$46.28	\$90.27	\$44,562	\$56,469	\$72,007	\$96,259	\$187,756
13-2082	Tax preparers	100	45.45	\$28.46	\$59,196	6.87	\$11.73	\$23.25	\$30.91	\$35.69	\$38.46	\$24,395	\$48,356	\$64,284	\$74,240	\$80,005
13-2099	Financial specialists, all other	220	17.73	\$39.16	\$81,454	4.08	\$20.22	\$24.67	\$37.92	\$49.78	\$63.27	\$42,057	\$51,310	\$78,877	\$103,547	\$131,610
<b>15-0000</b>	<b>Computer and mathematical</b>	<b>11,480</b>	<b>6.5</b>	<b>\$44.70</b>	<b>\$92,978</b>	<b>1.98</b>	<b>\$23.42</b>	<b>\$31.00</b>	<b>\$43.28</b>	<b>\$55.88</b>	<b>\$69.00</b>	<b>\$48,717</b>	<b>\$64,480</b>	<b>\$90,030</b>	<b>\$116,222</b>	<b>\$143,530</b>
15-1111	Computer and information research scientists	40	3.43	\$52.26	\$108,709	3.66	\$29.69	\$34.02	\$49.63	\$66.17	\$76.29	\$61,749	\$70,766	\$103,228	\$137,628	\$158,693
15-1121	Computer systems analysts	480	12.59	\$41.57	\$86,474	2.29	\$26.36	\$31.58	\$41.29	\$49.97	\$58.74	\$54,833	\$65,689	\$85,876	\$103,931	\$122,171
15-1122	Information security analysts	90	14.23	\$47.50	\$98,794	2.45	\$34.22	\$41.05	\$47.73	\$55.58	\$61.92	\$71,175	\$85,381	\$99,278	\$115,609	\$128,787
15-1131	Computer programmers	240	15.36	\$46.98	\$97,718	13.75	\$28.25	\$33.83	\$40.38	\$49.15	\$65.12	\$58,751	\$70,359	\$83,998	\$102,223	\$135,454
15-1132	Software developers, applications	3,980	7.65	\$51.84	\$107,833	2.44	\$32.19	\$40.69	\$49.46	\$60.31	\$74.31	\$66,949	\$84,641	\$102,882	\$125,455	\$154,566
15-1133	Software developers, systems software	1,530	20.12	\$56.30	\$117,114	2.81	\$35.91	\$45.72	\$55.67	\$66.82	\$79.15	\$74,700	\$95,090	\$115,797	\$138,976	\$164,627
15-1134	Web developers	550	29.3	\$30.64	\$63,725	6.06	\$17.55	\$20.90	\$27.29	\$36.64	\$45.88	\$36,505	\$43,464	\$56,760	\$76,217	\$95,420
15-1141	Database administrators	230	19	\$47.64	\$99,084	3.46	\$30.36	\$37.69	\$50.36	\$57.38	\$65.88	\$63,154	\$78,401	\$104,741	\$119,356	\$137,034
15-1142	Network and computer systems administrators	1,200	13.06	\$38.07	\$79,185	2.81	\$23.59	\$29.58	\$36.69	\$46.72	\$56.34	\$49,063	\$61,532	\$76,325	\$97,168	\$117,180
15-1143	Computer network architects	360	14.7	\$52.95	\$110,133	1.91	\$35.52	\$43.27	\$52.03	\$59.68	\$75.42	\$73,877	\$89,992	\$108,231	\$124,132	\$156,878
15-1151	Computer user support specialists	1,400	10.81	\$27.14	\$56,442	1.95	\$17.42	\$21.24	\$25.90	\$30.34	\$40.24	\$36,243	\$44,173	\$53,873	\$63,110	\$83,707
15-1152	Computer network support specialists	#	#	\$30.35	\$63,123	3.3	\$20.34	\$25.26	\$29.42	\$35.58	\$42.97	\$42,307	\$52,540	\$61,185	\$74,003	\$89,386
15-1199	Computer occupations, all other	630	11.36	\$43.51	\$90,491	2.85	\$22.02	\$33.32	\$44.54	\$54.78	\$63.24	\$45,793	\$69,303	\$92,647	\$113,949	\$131,536
15-2031	Operations research analysts	80	18.73	\$42.27	\$87,911	5.67	\$23.47	\$27.12	\$34.03	\$44.60	\$61.85	\$48,813	\$56,402	\$70,776	\$92,761	\$128,658
15-2041	Statisticians	40	3.63	\$49.29	\$102,529	2.61	\$31.27	\$37.21	\$47.12	\$61.91	\$75.56	\$65,031	\$77,398	\$97,999	\$128,776	\$157,158
<b>17-0000</b>	<b>Architecture and engineering</b>	<b>7,110</b>	<b>5.07</b>	<b>\$47.17</b>	<b>\$98,109</b>	<b>3.81</b>	<b>\$23.66</b>	<b>\$31.29</b>	<b>\$43.42</b>	<b>\$61.10</b>	<b>\$77.17</b>	<b>\$49,220</b>	<b>\$65,074</b>	<b>\$90,304</b>	<b>\$127,094</b>	<b>\$160,521</b>
17-1011	Architects, except landscape and naval	270	21.81	\$29.82	\$62,020	3.79	\$20.19	\$23.78	\$27.69	\$34.44	\$44.94	\$42,006	\$49,457	\$67,594	\$71,643	\$93,484
17-1012	Landscape architects	#	#	\$32.20	\$66,970	2.86	\$23.99	\$26.76	\$31.66	\$37.94	\$43.58	\$49,903	\$55,670	\$65,853	\$78,914	\$93,640
17-1021	Cartographers and photogrammetrists	70	10.21	\$28.33	\$58,917	7.09	\$13.64	\$21.68	\$29.05	\$35.59	\$41.21	\$28,371	\$45,103	\$60,416	\$74,026	\$85,718
17-1022	Surveyors	60	39.86	\$27.28	\$56,750	5.59	\$15.60	\$19.04	\$26.01	\$34.25	\$40.45	\$32,451	\$39,601	\$54,091	\$71,242	\$84,146
17-2011	Aerospace engineers	630	13.5	\$67.65	\$140,722	3.16	\$42.93	\$56.49	\$69.51	\$82.17	\$90.22	\$89,289	\$117,502	\$144,580	\$170,917	\$187,664
17-2041	Chemical engineers	120	14.93	\$42.60	\$88,618	10.56	\$20.54	\$24.85	\$36.40	\$55.16	\$76.30	\$42,718	\$51,680	\$75,710	\$114,730	\$158,704
17-2051	Civil engineers	510	16.35	\$37.23	\$77,444	3.19	\$21.91	\$26.76	\$34.61	\$45.66	\$55.62	\$45,565	\$55,670	\$71,990	\$94,970	\$115,681
17-2061	Computer hardware engineers	450	8	\$55.04	\$114,486	2.13	\$32.96	\$42.26	\$55.85	\$68.09	\$78.23	\$68,548	\$87,891	\$116,158	\$141,635	\$162,716
17-2071	Electrical engineers	460	19.99	\$47.98	\$99,802	10.57	\$27.18	\$33.02	\$40.35	\$52.55	\$75.45	\$56,531	\$68,676	\$83,925	\$109,308	\$156,944
17-2072	Electronics engineers, except computer	1,000	13.13	\$56.03	\$116,546	2.67	\$32.90	\$42.84	\$57.14	\$70.03	\$79.85	\$68,425	\$89,099	\$118,842	\$145,668	\$166,083
17-2081	Environmental engineers	110	16.7	\$40.52	\$84,291	7.34	\$23.96	\$28.79	\$37.30	\$49.60	\$65.58	\$49,837	\$59,873	\$77,577	\$103,163	\$136,410
17-2111	Health and safety engineers, except mining safety engineers and inspectors	10	25.42	\$44.25	\$92,038	5.58	\$32.87	\$35.96	\$42.20	\$52.32	\$59.33	\$68,380	\$74,805	\$87,770	\$108,835	\$123,405
17-2112	Industrial engineers	570	10.75	\$45.99	\$95,665	2.47	\$28.61	\$36.09	\$45.22	\$56.55	\$66.86	\$59,499	\$75,074	\$94,051	\$117,629	\$139,059
17-2131	Materials engineers	170	14.21	\$64.61	\$134,397	4.22	\$38.69	\$50.12	\$66.16	\$80.85	\$90.22	\$80,470	\$104,255	\$137,618	\$168,170	\$187,653
17-2141	Mechanical engineers	810	11.2	\$51.77	\$107,687	8.33	\$27.87	\$34.46	\$44.80	\$64.22	\$84.98	\$57,961	\$71,686	\$93,184	\$133,570	\$176,761
17-2199	Engineers, all other	310	9.99	\$57.29	\$119,173	6.68	\$31.79	\$44.35	\$56.36	\$72.65	\$86.04	\$66,126	\$92,254	\$117,237	\$151,113	\$178,957
17-3011	Architectural and civil drafters	160	30.27	\$27.05	\$56,270	8.08	\$18.54	\$21.79	\$26.27	\$30.22	\$40.48	\$38,568	\$45,334	\$54,638	\$62,867	\$84,193
17-3012	Electrical and electronics drafters	50	40.61	\$27.21	\$56,593	3.89	\$19.12	\$23.58	\$26.83	\$29.74	\$38.11	\$39,773	\$49,051	\$55,813	\$61,867	\$79,266
17-3013	Mechanical drafters	60	29.99	\$28.57	\$59,429	5.72	\$19.99	\$23.41	\$27.90	\$33.03	\$39.02	\$41,571	\$48,696	\$58,025	\$68,693	\$81,157
17-3019	Drafters, all other	10	49.97	\$23.54	\$48,961	16.39	\$12.81	\$14.04	\$25.22	\$29.10	\$36.34	\$26,645	\$29,200	\$52,453	\$60,528	\$75,580
17-3021	Aerospace engineering and operations technicians	170	21.08	\$37.57	\$78,137	2.48	\$26.67	\$31.38	\$36.21	\$44.94	\$53.09	\$55,466	\$65,263	\$75,309	\$93,475	\$110,430
17-3022	Civil engineering technicians	30	11.19	\$29.43	\$61,224	3.05	\$19.62	\$24.88	\$29.71	\$35.36	\$40.36	\$40,815	\$51,756	\$61,805	\$73,542	\$83,955
17-3023	Electrical and electronics engineering technicians	290	22.94	\$27.10	\$56,373	5.02	\$16.95	\$19.66	\$23.32	\$34.16	\$42.78	\$35,257	\$40,896	\$48,500	\$71,063	\$88,988
17-3024	Electro-mechanical technicians	30	26.11	\$29.77	\$61,922	7.77	\$20.09	\$24.42	\$27.65	\$32.10	\$45.21	\$41,787	\$50,785	\$57,522	\$66,770	\$94,033
17-3025	Environmental engineering technicians	30	43.53	\$25.88	\$53,829	6.32	\$17.91	\$24.59	\$26.83	\$29.06	\$30.46	\$37,255	\$51,152	\$55,801	\$60,449	\$63,364

# Data unavailable



Occupational Code	Occupational Title	Employment Estimate	Employment Percentage Relative Standard Error	Average Hourly Wage	Average Annual Wage	Wage Percentage Relative Standard Error	10th Percentile (Hourly)	25th Percentile (Hourly)	50th Percentile (Hourly)	75th Percentile (Hourly)	90th Percentile (Hourly)	10th Percentile (Annual)	25th Percentile (Annual)	50th Percentile (Annual)	75th Percentile (Annual)	90th Percentile (Annual)
17-3026	Industrial engineering technicians	90	5.98	\$32.27	\$67,119	5.77	\$19.02	\$25.98	\$31.99	\$37.88	\$46.54	\$39,561	\$54,043	\$66,531	\$78,799	\$96,799
17-3027	Mechanical engineering technicians	110	6.32	\$36.00	\$74,879	4.85	\$21.07	\$31.00	\$37.66	\$43.38	\$47.14	\$43,822	\$64,475	\$78,324	\$90,227	\$98,045
17-3029	Engineering technicians, except drafters, all other	190	18.15	\$31.42	\$65,354	2.85	\$19.77	\$26.59	\$32.32	\$36.52	\$43.44	\$41,126	\$55,309	\$67,223	\$75,961	\$90,357
17-3031	Surveying and mapping technicians	20	20.89	\$24.93	\$51,853	5.54	\$13.29	\$19.14	\$25.06	\$31.44	\$37.28	\$27,647	\$39,810	\$52,130	\$65,404	\$77,552
<b>19-0000</b>	<b>Life, physical, and social science</b>	<b>6,030</b>	<b>7.69</b>	<b>\$39.45</b>	<b>\$82,047</b>	<b>3.66</b>	<b>\$18.98</b>	<b>\$25.30</b>	<b>\$35.97</b>	<b>\$51.30</b>	<b>\$66.63</b>	<b>\$39,480</b>	<b>\$52,625</b>	<b>\$74,820</b>	<b>\$106,714</b>	<b>\$138,595</b>
19-1021	Biochemists and biophysicists	300	10.12	\$34.70	\$72,169	7.23	\$17.32	\$21.48	\$27.67	\$39.09	\$57.92	\$36,017	\$44,685	\$57,558	\$81,297	\$120,483
19-1022	Microbiologists	30	31.32	\$31.71	\$65,950	2.95	\$17.44	\$24.80	\$28.46	\$41.49	\$48.75	\$36,274	\$51,592	\$59,193	\$86,309	\$101,407
19-1023	Zoologists and wildlife biologists	90	0.92	\$31.50	\$65,514	3.5	\$19.20	\$22.73	\$31.30	\$38.25	\$48.22	\$39,932	\$47,275	\$65,114	\$79,558	\$100,304
19-1029	Biological scientists, all other	50	45.63	\$38.49	\$80,055	8.54	\$27.39	\$32.09	\$35.40	\$48.36	\$58.20	\$56,964	\$66,745	\$73,634	\$100,583	\$121,055
19-1031	Conservation scientists	130	15.78	\$33.94	\$70,604	2.16	\$22.82	\$26.92	\$32.47	\$38.03	\$51.68	\$47,456	\$55,985	\$67,535	\$79,108	\$107,497
19-1032	Foresters	20	40.05	\$31.87	\$66,288	4.19	\$25.80	\$30.24	\$32.69	\$35.82	\$37.27	\$53,671	\$62,899	\$67,996	\$74,502	\$77,512
19-1042	Medical scientists, except epidemiologists	230	10.11	\$41.48	\$86,268	15.2	\$18.66	\$22.89	\$32.90	\$53.20	\$76.22	\$38,820	\$47,608	\$68,427	\$110,653	\$158,540
19-2011	Astronomers	#	#	\$55.48	\$115,403	3.51	\$31.90	\$38.64	\$54.01	\$70.64	\$83.45	\$66,360	\$80,378	\$112,347	\$146,928	\$173,570
19-2012	Physicists	410	5.08	\$44.90	\$93,398	2.12	\$21.03	\$26.68	\$40.26	\$62.64	\$76.29	\$43,740	\$55,494	\$83,750	\$130,290	\$158,693
19-2021	Atmospheric and space scientists	1,420	27.97	\$46.76	\$97,257	3.98	\$29.74	\$36.48	\$45.60	\$56.64	\$68.53	\$61,863	\$75,881	\$94,838	\$117,821	\$142,544
19-2031	Chemists	480	15.49	\$40.24	\$83,707	9.09	\$19.13	\$22.92	\$36.98	\$54.32	\$69.35	\$39,798	\$47,671	\$76,927	\$112,992	\$144,245
19-2041	Environmental scientists and specialists, including health	850	7.12	\$41.50	\$86,328	3.84	\$23.77	\$28.95	\$37.16	\$51.00	\$69.97	\$49,434	\$60,208	\$77,295	\$106,078	\$145,529
19-2042	Geoscientists, except hydrologists and geographers	#	#	\$42.08	\$87,518	6.52	\$18.12	\$24.42	\$37.14	\$61.08	\$70.06	\$37,681	\$50,802	\$77,256	\$127,048	\$145,725
19-2043	Hydrologists	40	43.31	\$54.48	\$113,309	4.02	\$38.64	\$48.22	\$54.33	\$61.59	\$72.04	\$80,363	\$100,298	\$113,016	\$128,115	\$149,838
19-2099	Physical scientists, all other	60	1.44	\$54.70	\$113,768	3.14	\$30.21	\$39.84	\$58.20	\$71.54	\$76.30	\$62,842	\$82,873	\$121,052	\$148,796	\$158,697
19-3022	Survey researchers	70	34.26	\$31.68	\$65,902	10.69	\$16.26	\$20.59	\$27.37	\$39.93	\$49.11	\$33,831	\$42,834	\$56,936	\$83,050	\$102,153
19-3031	Clinical, counseling, and school psychologists	240	26.62	\$33.62	\$69,932	6.28	\$9.42	\$25.01	\$32.82	\$39.74	\$55.09	\$19,599	\$52,013	\$68,276	\$82,661	\$114,595
19-3051	Urban and regional planners	90	0.25	\$38.62	\$80,334	2.3	\$27.23	\$32.09	\$38.01	\$44.94	\$49.27	\$56,639	\$66,750	\$79,070	\$93,475	\$102,483
19-3099	Social scientists and related workers, all other	210	0.9	\$31.89	\$66,337	2.64	\$15.52	\$21.15	\$29.50	\$37.61	\$55.81	\$32,284	\$43,995	\$61,367	\$78,221	\$116,091
19-4011	Agricultural and food science technicians	20	49.08	\$24.95	\$51,895	4.12	\$15.79	\$19.62	\$22.97	\$30.01	\$37.87	\$32,833	\$40,810	\$47,785	\$62,427	\$78,775
19-4021	Biological technicians	130	26.97	\$22.72	\$47,252	3.5	\$14.60	\$17.72	\$22.46	\$27.23	\$30.53	\$30,372	\$36,868	\$46,711	\$56,631	\$63,513
19-4031	Chemical technicians	80	30.44	\$24.11	\$50,157	4.29	\$14.31	\$19.69	\$23.70	\$29.75	\$34.87	\$29,771	\$40,949	\$49,288	\$61,885	\$72,525
19-4091	Environmental science and protection technicians, including health	200	16.34	\$17.06	\$35,479	8.89	\$11.25	\$12.99	\$15.58	\$20.43	\$26.18	\$23,393	\$27,025	\$32,401	\$42,501	\$54,459
19-4092	Forensic science technicians	10	0	\$21.61	\$44,939	6.29	\$15.45	\$16.50	\$18.25	\$27.23	\$29.87	\$32,136	\$34,320	\$37,960	\$56,648	\$62,130
19-4093	Forest and conservation technicians	40	16.46	\$20.84	\$43,344	7.11	\$14.44	\$16.48	\$19.65	\$25.52	\$29.22	\$30,028	\$34,282	\$40,869	\$53,091	\$60,774
19-4099	Life, physical, and social science technicians, all other	90	12.45	\$25.70	\$53,453	2.64	\$13.43	\$17.14	\$25.44	\$32.73	\$39.84	\$27,925	\$35,649	\$52,905	\$68,077	\$82,869
<b>21-0000</b>	<b>Community and social services</b>	<b>2,140</b>	<b>5.16</b>	<b>\$23.22</b>	<b>\$48,298</b>	<b>3.16</b>	<b>\$13.76</b>	<b>\$17.05</b>	<b>\$21.85</b>	<b>\$27.91</b>	<b>\$35.09</b>	<b>\$28,627</b>	<b>\$35,456</b>	<b>\$45,448</b>	<b>\$58,061</b>	<b>\$72,977</b>
21-1011	Substance abuse and behavioral disorder counselors	30	49.37	\$22.28	\$46,341	21.17	\$9.53	\$16.23	\$25.27	\$28.50	\$31.19	\$19,826	\$33,749	\$52,555	\$59,286	\$64,877
21-1012	Educational, guidance, school, and vocational counselors	240	7.12	\$27.72	\$57,659	3.82	\$17.93	\$21.53	\$26.90	\$34.01	\$39.57	\$37,301	\$44,778	\$55,949	\$70,751	\$82,306
21-1013	Marriage and family therapists	30	6.77	\$27.56	\$57,315	2.42	\$21.49	\$24.35	\$26.96	\$29.57	\$36.08	\$44,690	\$50,656	\$56,067	\$61,509	\$75,038
21-1014	Mental health counselors	300	25.12	\$20.77	\$43,208	8.62	\$13.25	\$15.35	\$18.23	\$25.44	\$33.82	\$27,560	\$31,930	\$37,914	\$52,924	\$70,348
21-1015	Rehabilitation counselors	30	23.79	\$22.27	\$46,330	3.24	\$15.11	\$17.10	\$21.50	\$24.44	\$31.02	\$31,420	\$35,562	\$44,721	\$50,828	\$64,520
21-1019	Counselors, all other	40	0	\$24.06	\$50,049	1.91	\$11.64	\$14.68	\$18.12	\$33.54	\$48.56	\$24,215	\$30,541	\$37,682	\$69,759	\$101,000
21-1021	Child, family, and school social workers	560	6.7	\$24.17	\$50,269	2.19	\$15.03	\$18.94	\$22.36	\$27.42	\$34.28	\$31,263	\$39,388	\$46,505	\$57,034	\$71,303
21-1022	Healthcare social workers	50	17.69	\$33.12	\$68,887	5.68	\$24.78	\$26.73	\$29.98	\$37.08	\$47.40	\$51,534	\$55,601	\$62,365	\$77,123	\$98,582
21-1029	Social workers, all other	170	18.63	\$20.41	\$42,448	3.22	\$14.30	\$16.61	\$19.67	\$23.73	\$28.58	\$29,752	\$34,558	\$40,910	\$49,355	\$59,442
21-1091	Health educators	30	13.75	\$25.43	\$52,900	6.29	\$16.74	\$19.01	\$23.58	\$32.03	\$36.61	\$34,812	\$39,533	\$49,038	\$66,616	\$76,141
21-1092	Probation officers and correctional treatment specialists	80	0	\$30.31	\$63,036	2.28	\$22.82	\$23.81	\$29.52	\$35.16	\$39.53	\$47,472	\$49,523	\$61,407	\$73,131	\$82,218
21-1093	Social and human service assistants	110	17.24	\$16.64	\$34,616	3.19	\$11.40	\$13.40	\$16.26	\$18.86	\$22.87	\$23,720	\$27,871	\$33,817	\$39,220	\$47,563
21-1099	Community and social service specialists, all other	240	7.73	\$19.92	\$41,425	2.84	\$12.23	\$14.35	\$17.91	\$23.80	\$30.92	\$25,440	\$29,846	\$37,254	\$49,502	\$64,310
21-2011	Clergy	40	33.67	\$26.67	\$55,481	2.34	\$11.78	\$17.53	\$26.32	\$31.78	\$45.07	\$24,499	\$36,453	\$54,754	\$66,111	\$93,752
<b>23-0000</b>	<b>Legal</b>	<b>1,300</b>	<b>6.38</b>	<b>\$43.17</b>	<b>\$89,788</b>	<b>15.59</b>	<b>\$13.45</b>	<b>\$19.47</b>	<b>\$29.38</b>	<b>\$49.77</b>	<b>#</b>	<b>\$27,977</b>	<b>\$40,507</b>	<b>\$61,105</b>	<b>\$103,529</b>	<b>#</b>
23-1011	Lawyers	680	27.05	\$58.47	\$121,607	18.51	\$11.16	\$27.71	\$44.58	\$78.65	#	\$23,213	\$57,637	\$92,722	\$163,591	#
23-1023	Judges, magistrate judges, and magistrates	30	3.36	\$74.71	\$155,393	9.05	\$60.42	\$66.50	\$70.61	\$70.62	#	\$125,681	\$138,315	\$146,870	\$146,885	#

# Data unavailable

Occupational Code	Occupational Title	Employment Estimate	Employment Percentage Relative Standard Error	Average Hourly Wage	Average Annual Wage	Wage Percentage Relative Standard Error	10th Percentile (Hourly)	25th Percentile (Hourly)	50th Percentile (Hourly)	75th Percentile (Hourly)	90th Percentile (Hourly)	10th Percentile (Annual)	25th Percentile (Annual)	50th Percentile (Annual)	75th Percentile (Annual)	90th Percentile (Annual)
23-2011	Paralegals and legal assistants	490	23.98	\$24.32	\$50,579	7.11	\$14.62	\$17.22	\$24.65	\$29.55	\$35.87	\$30,420	\$35,817	\$51,268	\$61,468	\$74,606
23-2099	Legal support workers, all other	50	4.95	\$29.52	\$61,399	6.13	\$18.92	\$21.76	\$26.52	\$29.05	\$54.21	\$39,362	\$45,260	\$55,162	\$60,419	\$112,757
<b>25-0000</b>	<b>Education, training, and library</b>	<b>12,300</b>	<b>7.09</b>	<b>\$28.47</b>	<b>\$59,226</b>	<b>4.26</b>	<b>\$13.25</b>	<b>\$17.79</b>	<b>\$25.18</b>	<b>\$35.27</b>	<b>\$46.29</b>	<b>\$27,570</b>	<b>\$37,013</b>	<b>\$52,367</b>	<b>\$73,363</b>	<b>\$96,275</b>
25-1011	Business teachers, postsecondary	160	3.55	#	\$116,754	5.35	#	#	#	#	#	\$36,942	\$65,189	\$99,870	\$163,289	#
25-1066	Psychology teachers, postsecondary	150	2.27	#	\$63,891	23.09	#	#	#	#	#	\$18,019	\$19,369	\$58,867	\$92,374	\$125,712
25-1071	Health specialties teachers, postsecondary	80	2.09	#	\$75,930	2.38	#	#	#	#	#	\$30,247	\$46,284	\$71,094	\$92,843	\$120,038
25-1081	Education teachers, postsecondary	100	4.81	#	\$67,882	2.67	#	#	#	#	#	\$26,817	\$30,446	\$65,937	\$98,299	\$123,927
25-1121	Art, drama, and music teachers, postsecondary	290	8.27	#	\$59,084	2.61	#	#	#	#	#	\$27,189	\$30,957	\$63,416	\$76,365	\$92,454
25-1122	Communications teachers, postsecondary	110	3.63	#	\$72,926	4.94	#	#	#	#	#	\$33,209	\$63,004	\$71,839	\$85,811	\$115,057
25-1194	Vocational education teachers, postsecondary	200	27.08	#	#	#	#	#	#	#	#	#	#	#	#	#
25-2011	Preschool teachers, except special education	680	20.67	\$15.54	\$32,328	7.75	\$8.78	\$10.67	\$14.72	\$17.92	\$24.00	\$18,269	\$22,197	\$30,609	\$37,279	\$49,926
25-2012	Kindergarten teachers, except special education	210	6.34	#	\$54,054	2.12	#	#	#	#	#	\$35,862	\$42,397	\$53,126	\$62,795	\$76,001
25-2021	Elementary school teachers, except special education	1,730	2.5	#	\$58,600	1.73	#	#	#	#	#	\$38,878	\$46,697	\$57,872	\$70,648	\$79,732
25-2022	Middle school teachers, except special and career/technical educa	910	2.47	#	\$59,813	1.8	#	#	#	#	#	\$39,765	\$47,789	\$59,152	\$72,115	\$81,683
25-2031	Secondary school teachers, except special and career/technical ed	1,220	6.15	#	\$58,235	2.03	#	#	#	#	#	\$35,481	\$44,085	\$58,140	\$72,038	\$82,318
25-2052	Special education teachers, kindergarten and elementary school	170	0	#	\$60,423	1.82	#	#	#	#	#	\$39,592	\$46,069	\$58,048	\$74,368	\$89,648
25-2053	Special education teachers, middle school	130	0	#	\$57,851	1.94	#	#	#	#	#	\$35,580	\$43,401	\$55,757	\$71,188	\$87,704
25-2054	Special education teachers, secondary school	150	4.45	#	\$61,294	6.5	#	#	#	#	#	\$38,568	\$47,067	\$61,073	\$75,055	\$88,281
25-3011	Adult basic and secondary education and literacy teachers and ins	#	#	\$23.42	\$48,706	3.65	\$15.54	\$17.40	\$24.91	\$27.86	\$29.63	\$32,327	\$36,202	\$51,818	\$57,948	\$61,626
25-3021	Self-enrichment education teachers	350	12.7	\$24.55	\$51,072	12.65	\$8.97	\$13.02	\$24.77	\$29.61	\$47.55	\$18,662	\$27,082	\$51,518	\$61,590	\$98,894
25-3097	Teachers and instructors, all other, except substitute teachers	330	18.37	#	\$43,732	8.67	#	#	#	#	#	\$22,285	\$29,097	\$38,002	\$48,260	\$70,626
25-4012	Curators	50	4.42	\$16.07	\$33,416	8.73	\$12.40	\$13.00	\$13.98	\$14.97	\$25.29	\$25,799	\$27,031	\$29,085	\$31,139	\$52,602
25-4021	Librarians	160	2.1	\$36.58	\$76,080	4.43	\$21.74	\$26.63	\$34.82	\$46.86	\$56.11	\$45,229	\$55,400	\$72,435	\$97,463	\$116,719
25-4031	Library technicians	180	6.56	\$17.91	\$37,255	2.44	\$11.76	\$14.68	\$17.35	\$21.35	\$25.98	\$24,453	\$30,542	\$36,085	\$44,398	\$54,031
25-9031	Instructional coordinators	200	19.78	\$32.47	\$67,530	8	\$16.04	\$23.24	\$33.18	\$41.22	\$46.43	\$33,353	\$48,332	\$69,006	\$85,735	\$96,576
25-9041	Teacher assistants	1,190	6.04	#	\$32,672	2.31	#	#	#	#	#	\$23,580	\$26,901	\$31,791	\$38,282	\$44,974
25-9099	Education, training, and library workers, all other	#	#	\$25.89	\$53,856	4.11	\$18.53	\$20.90	\$24.38	\$28.73	\$41.76	\$38,548	\$43,470	\$50,720	\$59,764	\$86,863
<b>27-0000</b>	<b>Arts, design, entertainment, sports, and media</b>	<b>4,120</b>	<b>4.48</b>	<b>\$26.14</b>	<b>\$54,363</b>	<b>3.23</b>	<b>\$10.60</b>	<b>\$14.57</b>	<b>\$22.53</b>	<b>\$33.05</b>	<b>\$44.62</b>	<b>\$22,048</b>	<b>\$30,305</b>	<b>\$46,859</b>	<b>\$68,743</b>	<b>\$92,802</b>
27-1011	Art directors	150	17.27	\$41.83	\$87,000	2.48	\$21.16	\$27.39	\$38.26	\$48.78	\$73.08	\$44,019	\$56,964	\$79,572	\$101,467	\$152,005
27-1014	Multimedia artists and animators	100	27.68	\$26.94	\$56,035	4.82	\$9.44	\$20.92	\$27.06	\$31.13	\$43.29	\$19,638	\$43,520	\$56,289	\$64,759	\$90,043
27-1021	Commercial and industrial designers	#	#	\$32.46	\$67,512	2.56	\$20.30	\$22.28	\$27.74	\$41.60	\$54.24	\$42,223	\$46,339	\$57,698	\$86,531	\$112,825
27-1022	Fashion designers	60	42.03	\$29.52	\$61,409	10.9	\$19.71	\$21.30	\$24.82	\$35.62	\$46.05	\$40,998	\$44,306	\$51,631	\$74,083	\$95,787
27-1024	Graphic designers	660	11.07	\$28.34	\$58,938	3.15	\$17.05	\$20.56	\$26.24	\$34.82	\$43.30	\$35,471	\$42,773	\$54,587	\$72,429	\$90,072
27-1025	Interior designers	#	#	\$26.35	\$54,811	7.71	\$19.81	\$21.18	\$23.46	\$30.82	\$36.90	\$41,214	\$44,055	\$48,788	\$64,109	\$76,754
27-1026	Merchandise displayers and window trimmers	#	#	\$15.74	\$32,747	6.31	\$8.83	\$9.80	\$13.96	\$18.31	\$23.70	\$18,359	\$20,389	\$29,035	\$38,088	\$49,293
27-1029	Designers, all other	40	25.64	\$25.87	\$53,813	9.73	\$13.22	\$16.06	\$24.48	\$33.96	\$44.74	\$27,502	\$33,410	\$50,914	\$70,627	\$93,065
27-2012	Producers and directors	160	14.93	\$34.45	\$71,657	4.13	\$20.22	\$25.18	\$30.69	\$41.31	\$54.53	\$42,050	\$52,371	\$63,828	\$85,918	\$113,433
27-2021	Athletes and sports competitors	20	9.55	#	\$98,223	18.31	#	#	#	#	#	\$20,148	\$52,977	\$84,272	\$154,225	#
27-2022	Coaches and scouts	740	11.4	#	\$36,508	11.2	#	#	#	#	#	\$20,480	\$23,180	\$27,565	\$34,557	\$48,789
27-2042	Musicians and singers	60	19.39	\$28.95	#	21.14	\$8.69	\$9.38	\$22.00	\$38.49	\$68.14	#	#	#	#	#
27-2099	Entertainers and performers, sports and related workers, all other	#	#	\$18.63	#	8.39	\$9.06	\$11.57	\$14.41	\$21.42	\$28.51	#	#	#	#	#
27-3022	Reporters and correspondents	20	35.65	\$25.28	\$52,580	18.54	\$11.80	\$14.18	\$30.99	\$34.61	\$36.78	\$24,551	\$29,491	\$64,459	\$71,992	\$76,512
27-3031	Public relations specialists	420	19.96	\$25.00	\$51,991	4.59	\$10.68	\$15.91	\$22.43	\$33.49	\$41.26	\$22,209	\$33,087	\$46,655	\$69,655	\$85,823
27-3041	Editors	340	14.75	\$35.24	\$73,303	9.31	\$19.39	\$22.62	\$29.26	\$38.18	\$50.52	\$40,331	\$47,039	\$60,870	\$79,415	\$105,075
27-3042	Technical writers	190	12.67	\$38.85	\$80,801	3.57	\$23.50	\$30.20	\$37.49	\$45.81	\$60.42	\$48,889	\$62,824	\$77,987	\$95,284	\$125,674
27-3043	Writers and authors	90	26.23	\$36.05	\$74,975	25.63	\$15.03	\$21.07	\$27.00	\$34.38	\$69.93	\$31,261	\$43,832	\$56,150	\$71,503	\$145,464
27-3091	Interpreters and translators	250	21.02	\$25.11	\$52,234	3.89	\$9.44	\$20.64	\$25.12	\$30.59	\$36.53	\$19,637	\$42,925	\$52,252	\$63,634	\$75,984

# Data unavailable

Occupational Code	Occupational Title	Employment Estimate	Employment Percentage Relative Standard Error	Average Hourly Wage	Average Annual Wage	Wage Percentage Relative Standard Error	10th Percentile (Hourly)	25th Percentile (Hourly)	50th Percentile (Hourly)	75th Percentile (Hourly)	90th Percentile (Hourly)	10th Percentile (Annual)	25th Percentile (Annual)	50th Percentile (Annual)	75th Percentile (Annual)	90th Percentile (Annual)
27-4011	Audio and video equipment technicians	60	18.69	\$19.12	\$39,762	5.12	\$9.07	\$13.70	\$18.45	\$24.13	\$29.67	\$18,855	\$28,494	\$38,367	\$50,197	\$61,716
27-4014	Sound engineering technicians	20	34.42	\$21.78	\$45,308	9.63	\$11.25	\$17.94	\$22.05	\$25.63	\$29.34	\$23,401	\$37,323	\$45,865	\$53,319	\$61,035
27-4021	Photographers	50	42.42	\$21.85	\$45,441	15.5	\$10.98	\$13.13	\$20.46	\$25.31	\$40.77	\$22,832	\$27,307	\$42,563	\$52,652	\$84,792
27-4032	Film and video editors	20	37.85	\$16.01	\$33,300	15.33	\$12.33	\$12.86	\$13.74	\$14.62	\$31.63	\$25,653	\$26,751	\$28,579	\$30,408	\$57,782
27-4099	Media and communication equipment workers, all other	70	10.31	\$17.96	\$37,350	7.56	\$10.54	\$12.58	\$15.11	\$20.61	\$23.86	\$21,916	\$26,161	\$31,421	\$42,862	\$49,624
<b>29-0000</b>	<b>Healthcare practitioners and technical</b>	<b>8,860</b>	<b>3.34</b>	<b>\$39.21</b>	<b>\$81,548</b>	<b>3.84</b>	<b>\$15.54</b>	<b>\$23.92</b>	<b>\$33.81</b>	<b>\$45.00</b>	<b>\$64.40</b>	<b>\$32,333</b>	<b>\$49,754</b>	<b>\$70,333</b>	<b>\$93,606</b>	<b>\$133,949</b>
29-1011	Chiropractors	60	29.39	\$42.06	\$87,476	13.93	\$24.91	\$26.96	\$38.93	\$54.66	\$69.23	\$51,805	\$56,077	\$80,965	\$113,689	\$144,000
29-1021	Dentists, general	90	27.14	\$92.45	\$192,287	13.71	\$54.52	\$65.69	\$85.80	#	#	\$113,412	\$136,632	\$178,463	#	#
29-1031	Dietitians and nutritionists	40	8.15	\$28.22	\$58,688	1.9	\$20.51	\$23.01	\$27.58	\$32.67	\$36.71	\$42,653	\$47,852	\$57,372	\$67,955	\$76,367
29-1041	Optometrists	40	41.85	\$56.58	\$117,689	10.88	\$27.04	\$40.18	\$64.85	\$74.33	\$79.55	\$56,241	\$83,581	\$134,878	\$154,612	\$165,473
29-1051	Pharmacists	310	8.34	\$58.30	\$121,261	1.62	\$47.49	\$53.69	\$61.26	\$68.85	\$73.73	\$98,776	\$111,673	\$127,413	\$143,214	\$153,358
29-1062	Family and general practitioners	290	26.38	\$94.27	\$196,084	9.68	\$47.90	\$75.75	\$92.00	#	#	\$99,641	\$157,567	\$191,354	#	#
29-1063	Internists, general	50	10.39	\$103.76	\$215,817	10.2	\$77.47	\$85.52	\$94.84	#	#	\$161,139	\$177,888	\$197,273	#	#
29-1067	Surgeons	70	23.74	\$132.34	\$275,268	12.33	\$91.49	#	#	#	#	\$190,296	#	#	#	#
29-1069	Physicians and surgeons, all other	180	43.71	\$133.64	\$277,975	8.71	\$88.48	#	#	#	#	\$184,031	#	#	#	#
29-1071	Physician assistants	180	18.65	\$50.23	\$104,479	2.61	\$40.68	\$44.62	\$49.81	\$56.48	\$64.12	\$84,620	\$92,810	\$103,598	\$117,484	\$133,362
29-1122	Occupational therapists	180	16.02	\$35.76	\$74,387	1.81	\$25.85	\$29.94	\$34.64	\$41.67	\$48.49	\$53,763	\$62,283	\$72,050	\$86,665	\$100,861
29-1123	Physical therapists	410	15.87	\$34.27	\$71,281	3	\$25.20	\$29.01	\$33.93	\$38.89	\$45.46	\$52,409	\$60,331	\$70,575	\$80,890	\$94,557
29-1124	Radiation therapists	10	0	\$43.73	\$90,968	2.74	\$30.46	\$34.65	\$43.75	\$54.28	\$59.76	\$63,364	\$72,079	\$91,000	\$112,892	\$124,301
29-1126	Respiratory therapists	100	6.33	\$30.50	\$63,431	1.52	\$24.51	\$26.91	\$30.73	\$34.80	\$37.24	\$50,983	\$55,981	\$63,923	\$72,374	\$77,454
29-1127	Speech-language pathologists	290	14.66	\$35.36	\$73,551	3.51	\$20.47	\$26.16	\$33.73	\$44.42	\$54.19	\$42,582	\$54,410	\$70,159	\$92,390	\$112,713
29-1128	Exercise physiologists	30	0.38	\$20.50	\$42,633	1.99	\$16.07	\$17.44	\$19.97	\$23.34	\$26.73	\$33,431	\$36,270	\$41,533	\$48,546	\$55,589
29-1129	Therapists, all other	10	0	\$34.85	\$72,488	2.74	\$31.26	\$32.58	\$34.77	\$36.96	\$39.45	\$65,018	\$67,757	\$72,321	\$76,886	\$82,050
29-1131	Veterinarians	100	47.73	\$33.44	\$69,553	5.27	\$25.02	\$28.56	\$33.55	\$38.21	\$44.99	\$52,048	\$59,414	\$69,775	\$79,478	\$93,573
29-1141	Registered nurses	2,650	4.22	\$36.28	\$75,472	1.36	\$26.27	\$30.28	\$36.15	\$42.80	\$47.27	\$54,647	\$62,988	\$75,201	\$89,017	\$108,319
29-1171	Nurse practitioners	160	35.3	\$51.71	\$107,559	2.43	\$42.27	\$48.43	\$53.18	\$57.87	\$61.08	\$87,911	\$100,733	\$110,606	\$120,367	\$127,037
29-1181	Audiologists	#	#	\$46.93	\$97,620	6.6	\$34.88	\$41.19	\$48.98	\$54.36	\$57.59	\$72,547	\$85,672	\$101,874	\$113,076	\$119,797
29-1199	Health diagnosing and treating practitioners, all other	#	#	\$28.65	\$59,594	21.36	\$19.23	\$20.51	\$22.63	\$41.91	\$46.79	\$40,006	\$42,655	\$47,068	\$87,166	\$97,324
29-2011	Medical and clinical laboratory technologists	170	13.71	\$31.99	\$66,547	3.3	\$23.28	\$27.30	\$32.42	\$36.73	\$41.25	\$48,425	\$56,793	\$67,431	\$76,394	\$85,810
29-2012	Medical and clinical laboratory technicians	140	0.81	\$19.91	\$41,408	2.82	\$13.27	\$14.98	\$18.10	\$23.49	\$31.11	\$27,593	\$31,153	\$37,653	\$48,857	\$64,709
29-2021	Dental hygienists	350	15.22	\$38.24	\$79,534	5.39	\$29.83	\$34.38	\$40.10	\$44.35	\$46.90	\$62,055	\$71,520	\$83,411	\$92,246	\$97,547
29-2031	Cardiovascular technologists and technicians	110	41	\$32.47	\$67,540	8.38	\$20.43	\$26.35	\$33.23	\$39.11	\$44.87	\$42,487	\$54,807	\$69,111	\$81,344	\$93,338
29-2032	Diagnostic medical sonographers	80	3.38	\$38.94	\$80,985	1.47	\$31.43	\$34.11	\$38.61	\$44.34	\$48.40	\$65,379	\$70,954	\$80,317	\$92,232	\$100,670
29-2033	Nuclear medicine technologists	30	7.46	\$39.57	\$82,306	1.8	\$24.01	\$33.93	\$41.11	\$45.99	\$49.55	\$49,940	\$70,573	\$85,507	\$95,649	\$103,056
29-2034	Radiologic technologists and technicians	210	3.25	\$30.55	\$63,552	1.14	\$20.29	\$23.92	\$30.34	\$37.14	\$43.62	\$42,206	\$49,757	\$63,099	\$77,245	\$90,732
29-2035	Magnetic resonance imaging technologists	30	22.95	\$37.16	\$77,297	1.56	\$30.96	\$33.11	\$36.57	\$41.69	\$46.37	\$64,396	\$68,875	\$76,062	\$86,709	\$96,457
29-2041	Emergency medical technicians and paramedics	270	35.56	\$18.93	\$39,374	5.31	\$12.06	\$13.68	\$17.29	\$22.42	\$29.24	\$25,092	\$28,451	\$35,972	\$46,640	\$60,820
29-2052	Pharmacy technicians	290	11.86	\$16.18	\$33,664	2.15	\$11.28	\$13.18	\$15.85	\$18.65	\$22.26	\$23,458	\$27,406	\$32,966	\$38,782	\$46,297
29-2055	Surgical technologists	130	26.04	\$27.64	\$57,486	2.52	\$19.91	\$22.48	\$28.38	\$33.38	\$36.04	\$41,409	\$46,767	\$59,036	\$69,435	\$74,971
29-2056	Veterinary technologists and technicians	#	#	\$13.29	\$27,653	5.28	\$8.98	\$12.12	\$13.37	\$14.61	\$17.37	\$18,679	\$25,206	\$27,803	\$30,399	\$36,134
29-2061	Licensed practical and licensed vocational nurses	370	22.85	\$22.45	\$46,702	2.01	\$16.42	\$19.27	\$22.38	\$26.18	\$28.84	\$34,161	\$40,085	\$46,548	\$54,450	\$59,993
29-2071	Medical records and health information technicians	90	13.59	\$20.44	\$42,525	3.2	\$14.07	\$16.26	\$18.87	\$23.20	\$30.08	\$29,276	\$33,821	\$39,240	\$48,254	\$62,574
29-2081	Opticians, dispensing	160	23.58	\$19.79	\$41,155	8.04	\$10.74	\$16.81	\$20.35	\$23.30	\$26.87	\$22,348	\$34,965	\$42,318	\$48,454	\$55,888
29-2099	Health technologists and technicians, all other	210	16.32	\$16.95	\$35,252	6.85	\$10.97	\$12.99	\$16.22	\$18.86	\$25.33	\$22,815	\$27,016	\$33,748	\$39,233	\$52,693
29-9011	Occupational health and safety specialists	120	20.57	\$38.80	\$80,708	4.85	\$24.39	\$28.73	\$35.52	\$46.38	\$63.63	\$50,734	\$59,759	\$73,879	\$96,468	\$132,345
29-9012	Occupational health and safety technicians	20	20.45	\$34.44	\$71,645	3.59	\$24.60	\$27.82	\$36.21	\$40.68	\$45.08	\$51,174	\$57,860	\$75,314	\$84,617	\$93,766
29-9091	Athletic trainers	20	16.9	#	\$50,432	7.79	#	#	#	#	#	\$34,429	\$39,053	\$45,724	\$54,873	\$81,941
<b>31-0000</b>	<b>Healthcare support</b>	<b>3,360</b>	<b>11.17</b>	<b>\$16.76</b>	<b>\$34,870</b>	<b>2.62</b>	<b>\$10.57</b>	<b>\$12.58</b>	<b>\$15.22</b>	<b>\$18.90</b>	<b>\$26.01</b>	<b>\$21,981</b>	<b>\$26,167</b>	<b>\$31,655</b>	<b>\$39,319</b>	<b>\$54,092</b>
31-1011	Home health aides	610	27.35	\$13.43	\$27,940	2.45	\$9.98	\$11.29	\$13.22	\$15.16	\$17.64	\$20,752	\$23,489	\$27,490	\$31,538	\$36,697
31-1014	Nursing assistants	710	25.28	\$13.80	\$28,700	3.2	\$10.34	\$11.46	\$13.38	\$15.64	\$18.20	\$21,508	\$23,828	\$27,821	\$32,538	\$37,858

# Data unavailable

Occupational Code	Occupational Title	Employment Estimate	Employment Percentage Relative Standard Error	Average Hourly Wage	Average Annual Wage	Wage Percentage Relative Standard Error	10th Percentile (Hourly)	25th Percentile (Hourly)	50th Percentile (Hourly)	75th Percentile (Hourly)	90th Percentile (Hourly)	10th Percentile (Annual)	25th Percentile (Annual)	50th Percentile (Annual)	75th Percentile (Annual)	90th Percentile (Annual)
31-2011	Occupational therapy assistants	20	45.48	\$21.41	\$44,536	10.27	\$11.29	\$19.64	\$22.44	\$25.96	\$28.44	\$23,477	\$40,842	\$46,671	\$53,987	\$59,154
31-2021	Physical therapist assistants	50	32.12	\$22.13	\$46,028	7.6	\$14.48	\$17.01	\$21.80	\$27.28	\$30.38	\$30,115	\$35,384	\$45,340	\$56,749	\$63,189
31-2022	Physical therapist aides	50	21.7	\$15.90	\$33,063	8.85	\$10.54	\$11.89	\$15.05	\$19.13	\$22.87	\$21,925	\$24,732	\$31,307	\$39,781	\$47,571
31-9011	Massage therapists	350	29.21	\$23.40	\$48,670	6.52	\$8.65	\$9.29	\$25.99	\$31.61	\$36.97	\$17,999	\$19,320	\$54,056	\$65,739	\$76,896
31-9091	Dental assistants	500	29.95	\$19.67	\$40,922	8.07	\$12.50	\$14.60	\$18.18	\$23.37	\$30.64	\$26,008	\$30,375	\$37,823	\$48,618	\$63,736
31-9092	Medical assistants	650	11.16	\$17.18	\$35,724	2.72	\$12.68	\$14.09	\$16.64	\$19.28	\$23.10	\$26,379	\$29,301	\$34,609	\$40,101	\$48,049
31-9093	Medical equipment preparers	70	5.32	\$16.32	\$33,952	1.72	\$11.60	\$13.24	\$15.64	\$18.09	\$21.71	\$24,136	\$27,549	\$32,521	\$37,633	\$45,147
31-9094	Medical transcriptionists	60	20.19	\$20.52	\$42,680	1.62	\$16.17	\$18.45	\$20.77	\$22.77	\$24.45	\$33,627	\$38,369	\$43,208	\$47,367	\$50,856
31-9096	Veterinary assistants and laboratory animal caretakers	#	#	\$11.54	\$23,994	5.17	\$9.74	\$10.30	\$11.24	\$12.46	\$14.32	\$20,254	\$21,428	\$23,383	\$25,923	\$29,795
31-9097	Phlebotomists	80	14.53	\$16.79	\$34,917	2.32	\$12.80	\$14.21	\$16.36	\$18.50	\$21.64	\$26,622	\$29,563	\$34,029	\$38,476	\$45,005
31-9099	Healthcare support workers, all other	160	5.27	\$15.57	\$32,382	3.45	\$11.97	\$13.51	\$15.72	\$17.44	\$18.59	\$24,893	\$28,107	\$32,689	\$36,280	\$38,672
<b>33-0000</b>	<b>Protective service</b>	<b>2,050</b>	<b>2.47</b>	<b>\$23.99</b>	<b>\$49,894</b>	<b>3.8</b>	<b>\$9.26</b>	<b>\$11.38</b>	<b>\$24.39</b>	<b>\$34.36</b>	<b>\$39.32</b>	<b>\$19,270</b>	<b>\$23,675</b>	<b>\$50,735</b>	<b>\$71,477</b>	<b>\$81,784</b>
33-1012	First-line supervisors of police and detectives	20	0	\$53.06	\$110,369	2.34	\$44.53	\$50.82	\$54.63	\$58.45	\$60.83	\$92,621	\$105,705	\$113,639	\$121,572	\$126,536
33-1021	First-line supervisors of fire fighting and prevention workers	80	3.79	\$43.70	\$90,886	2.08	\$33.56	\$39.53	\$44.00	\$48.47	\$56.29	\$69,807	\$82,221	\$91,522	\$100,824	\$117,085
33-1099	First-line supervisors of protective service workers, all other	20	9.39	\$27.84	\$57,910	3.67	\$16.41	\$20.21	\$26.94	\$34.37	\$38.75	\$34,139	\$42,027	\$56,043	\$71,493	\$80,595
33-2011	Firefighters	300	3.05	\$26.61	\$55,348	3.34	\$9.42	\$21.69	\$28.41	\$33.60	\$36.84	\$19,603	\$45,121	\$59,098	\$69,886	\$76,628
33-3021	Detectives and criminal investigators	40	0	\$33.20	\$69,047	2.92	\$23.44	\$28.30	\$34.14	\$37.81	\$42.02	\$48,752	\$58,864	\$71,007	\$78,644	\$87,393
33-3051	Police and sheriff's patrol officers	610	0.04	\$34.05	\$70,815	1.84	\$26.67	\$30.94	\$34.23	\$37.58	\$42.86	\$55,477	\$64,350	\$71,190	\$78,175	\$89,144
33-9021	Private detectives and investigators	#	#	\$29.08	\$60,492	15.06	\$15.62	\$19.11	\$30.10	\$40.47	\$44.65	\$32,483	\$39,739	\$62,605	\$84,184	\$92,879
33-9032	Security guards	270	13.81	\$13.67	\$28,434	6.62	\$8.78	\$9.61	\$12.42	\$15.64	\$18.75	\$18,271	\$19,998	\$25,832	\$32,535	\$38,999
33-9092	Lifeguards, ski patrol, and other recreational protective service workers	400	2.48	\$10.11	\$21,021	2.18	\$8.57	\$9.07	\$10.04	\$11.07	\$11.69	\$17,819	\$18,871	\$20,874	\$23,025	\$24,315
33-9099	Protective service workers, all other	210	1.32	\$18.66	\$38,808	4.9	\$11.39	\$13.62	\$16.89	\$22.31	\$29.76	\$23,682	\$28,330	\$35,130	\$46,414	\$61,908
<b>35-0000</b>	<b>Food preparation and serving-related</b>	<b>17,500</b>	<b>2.12</b>	<b>\$11.96</b>	<b>\$24,879</b>	<b>2.07</b>	<b>\$8.54</b>	<b>\$9.00</b>	<b>\$10.44</b>	<b>\$13.63</b>	<b>\$17.71</b>	<b>\$17,759</b>	<b>\$18,720</b>	<b>\$21,724</b>	<b>\$28,353</b>	<b>\$36,838</b>
35-1011	Chefs and head cooks	220	21.91	\$22.18	\$46,129	7.42	\$13.14	\$15.98	\$18.80	\$23.45	\$38.10	\$27,340	\$33,228	\$39,103	\$48,771	\$79,258
35-1012	First-line supervisors of food preparation and serving workers	900	11.96	\$17.78	\$36,975	3.46	\$12.13	\$13.70	\$16.83	\$21.09	\$25.10	\$25,238	\$28,488	\$35,010	\$43,875	\$52,217
35-2011	Cooks, fast food	490	33.68	\$9.82	\$20,424	6.79	\$8.41	\$8.67	\$9.11	\$10.59	\$13.02	\$17,484	\$18,033	\$18,947	\$22,032	\$27,085
35-2012	Cooks, institution and cafeteria	620	7.34	\$13.91	\$28,937	2.04	\$9.95	\$11.10	\$13.41	\$16.41	\$18.65	\$20,695	\$23,095	\$27,900	\$34,128	\$38,794
35-2014	Cooks, restaurant	1,990	9.8	\$12.68	\$26,379	4.56	\$9.69	\$10.40	\$11.59	\$13.68	\$16.04	\$20,155	\$21,636	\$24,105	\$28,450	\$33,358
35-2015	Cooks, short order	#	#	\$11.64	\$24,202	6.06	\$9.53	\$10.12	\$11.09	\$12.47	\$15.41	\$19,814	\$21,051	\$23,060	\$25,930	\$32,047
35-2021	Food preparation workers	1,110	30.79	\$10.75	\$22,350	3.67	\$8.53	\$8.97	\$10.05	\$11.72	\$14.53	\$17,734	\$18,658	\$20,898	\$24,377	\$30,221
35-3011	Bartenders	670	10.89	\$13.09	\$27,220	6.32	\$8.46	\$8.80	\$9.39	\$16.75	\$20.86	\$17,589	\$18,294	\$19,541	\$34,841	\$43,380
35-3021	Combined food preparation and serving workers, including fast food	4,460	12.19	\$10.31	\$21,437	2.71	\$8.44	\$8.76	\$9.30	\$11.04	\$13.67	\$17,558	\$18,218	\$19,334	\$22,968	\$28,425
35-3022	Counter attendants, cafeteria, food concession, and coffee shop	140	39.64	\$9.81	\$20,411	4.57	\$8.39	\$8.64	\$9.05	\$10.45	\$13.17	\$17,458	\$17,967	\$18,815	\$21,743	\$27,394
35-3031	Waiters and waitresses	3,500	6.93	\$12.73	\$26,477	6.88	\$8.48	\$8.86	\$9.55	\$16.06	\$18.89	\$17,639	\$18,421	\$19,859	\$33,407	\$39,301
35-3041	Food servers, nonrestaurant	760	29.01	\$11.90	\$24,760	2.97	\$8.82	\$9.76	\$11.35	\$13.62	\$15.90	\$18,337	\$20,302	\$23,605	\$28,323	\$33,081
35-9011	Dining room and cafeteria attendants and bartender helpers	780	28.68	\$9.84	\$20,475	3.52	\$8.42	\$8.71	\$9.19	\$10.28	\$12.98	\$17,518	\$18,118	\$19,117	\$21,382	\$27,007
35-9021	Dishwashers	980	16.93	\$10.92	\$22,718	2.94	\$8.59	\$9.14	\$10.54	\$12.11	\$14.16	\$17,875	\$19,011	\$21,931	\$25,185	\$29,444
35-9031	Hosts and hostesses, restaurant, lounge, and coffee shop	800	22.57	\$11.07	\$23,035	4.76	\$8.63	\$9.23	\$10.53	\$12.30	\$14.72	\$17,953	\$19,205	\$21,910	\$25,589	\$30,619
<b>37-0000</b>	<b>Building and grounds cleaning and maintenance</b>	<b>4,140</b>	<b>7.75</b>	<b>\$13.91</b>	<b>\$28,933</b>	<b>2.15</b>	<b>\$9.07</b>	<b>\$10.50</b>	<b>\$13.07</b>	<b>\$16.22</b>	<b>\$19.85</b>	<b>\$18,871</b>	<b>\$21,845</b>	<b>\$27,178</b>	<b>\$33,730</b>	<b>\$41,283</b>
37-1011	First-line supervisors of housekeeping and janitorial workers	100	28.4	\$19.50	\$40,558	2.96	\$13.04	\$15.09	\$19.59	\$22.51	\$26.33	\$27,127	\$31,383	\$40,746	\$46,811	\$54,762
37-1012	First-line supervisors of landscaping, lawn service, and grounds	140	15.27	\$23.20	\$48,252	4.96	\$15.23	\$16.89	\$20.75	\$29.36	\$35.73	\$31,677	\$35,134	\$43,167	\$61,077	\$74,322
37-2011	Janitors and cleaners, except maids and housekeeping cleaners	1,560	7.29	\$13.35	\$27,776	3.38	\$9.17	\$10.41	\$12.40	\$15.44	\$18.50	\$19,082	\$21,663	\$25,789	\$32,122	\$38,476
37-2012	Maids and housekeeping cleaners	640	19.48	\$11.06	\$23,002	4.47	\$8.50	\$8.90	\$9.66	\$12.17	\$15.58	\$17,677	\$18,516	\$20,087	\$25,304	\$32,411
37-2019	Building cleaning workers, all other	#	#	\$16.03	\$33,350	3.14	\$12.80	\$14.38	\$16.18	\$17.77	\$18.72	\$26,623	\$29,902	\$33,645	\$36,958	\$38,947

# Data unavailable

Occupational Code	Occupational Title	Employment Estimate	Employment Percentage Relative Standard Error	Average Hourly Wage	Average Annual Wage	Wage Percentage Relative Standard Error	10th Percentile (Hourly)	25th Percentile (Hourly)	50th Percentile (Hourly)	75th Percentile (Hourly)	90th Percentile (Hourly)	10th Percentile (Annual)	25th Percentile (Annual)	50th Percentile (Annual)	75th Percentile (Annual)	90th Percentile (Annual)
37-3011	Landscaping and groundskeeping workers	1,410	19.5	\$14.44	\$30,026	2.02	\$10.15	\$11.91	\$13.70	\$16.42	\$20.29	\$21,114	\$24,773	\$28,501	\$34,147	\$42,194
37-3019	Grounds maintenance workers, all other	110	18.14	\$11.70	\$24,335	4.24	\$8.46	\$8.80	\$9.38	\$14.30	\$17.14	\$17,597	\$18,314	\$19,510	\$29,746	\$35,658
<b>39-0000</b>	<b>Personal care and service</b>	<b>4,930</b>	<b>4.56</b>	<b>\$15.36</b>	<b>\$31,939</b>	<b>3.29</b>	<b>\$8.92</b>	<b>\$10.14</b>	<b>\$12.86</b>	<b>\$17.95</b>	<b>\$27.41</b>	<b>\$18,560</b>	<b>\$21,097</b>	<b>\$26,746</b>	<b>\$37,329</b>	<b>\$57,014</b>
39-1021	First-line supervisors of personal service workers	280	13.03	\$20.46	\$42,558	4.43	\$11.40	\$15.27	\$18.78	\$25.90	\$30.39	\$23,722	\$31,753	\$39,059	\$53,867	\$63,210
39-2021	Nonfarm animal caretakers	370	11.91	\$11.05	\$22,994	4.82	\$8.54	\$9.02	\$9.95	\$11.55	\$15.87	\$17,773	\$18,755	\$20,692	\$24,020	\$33,009
39-3091	Amusement and recreation attendants	280	13.76	\$11.33	\$23,571	3.13	\$8.51	\$8.93	\$10.13	\$12.41	\$16.70	\$17,699	\$18,570	\$21,070	\$25,815	\$34,728
39-5012	Hairdressers, hairstylists, and cosmetologists	540	12.94	\$17.65	\$36,702	7.23	\$8.73	\$9.99	\$16.01	\$22.22	\$31.53	\$18,154	\$20,787	\$33,306	\$46,226	\$65,578
39-5092	Manicurists and pedicurists	#	#	\$18.80	\$39,108	13.16	\$9.24	\$14.88	\$17.38	\$25.72	\$28.62	\$19,225	\$30,952	\$36,146	\$53,494	\$59,520
39-5094	Skincare specialists	#	#	\$23.56	\$49,001	7.7	\$14.13	\$19.91	\$25.65	\$28.38	\$30.00	\$29,386	\$41,404	\$53,348	\$59,021	\$62,410
39-6012	Concierges	60	33.91	\$13.84	\$28,779	3.07	\$10.23	\$12.15	\$13.57	\$15.07	\$18.06	\$21,279	\$25,276	\$28,224	\$31,350	\$37,567
39-9011	Childcare workers	900	13.92	\$12.47	\$25,948	4.18	\$8.75	\$9.65	\$12.29	\$14.18	\$16.32	\$18,200	\$20,069	\$25,566	\$29,491	\$33,943
39-9021	Personal care aides	1,060	7.16	\$11.37	\$23,649	2.28	\$9.17	\$9.94	\$10.98	\$12.26	\$14.42	\$19,082	\$20,676	\$22,841	\$25,510	\$29,988
39-9031	Fitness trainers and aerobics instructors	590	13.13	\$25.17	\$52,363	5.29	\$13.28	\$18.16	\$25.58	\$31.17	\$36.51	\$27,615	\$37,776	\$53,206	\$64,842	\$75,941
39-9032	Recreation workers	360	14.78	\$14.68	\$30,531	4.69	\$9.67	\$11.12	\$13.80	\$17.72	\$21.73	\$20,111	\$23,125	\$28,707	\$36,850	\$45,194
39-9041	Residential advisors	40	28.38	\$13.52	\$28,127	6.83	\$9.73	\$11.57	\$13.62	\$15.54	\$17.65	\$20,236	\$24,070	\$28,336	\$32,322	\$36,713
39-9099	Personal care and service workers, all other	30	16.89	\$17.92	\$37,264	5.83	\$11.20	\$13.27	\$16.09	\$19.98	\$27.08	\$23,292	\$27,603	\$33,462	\$41,563	\$56,334
<b>41-0000</b>	<b>Sales and related</b>	<b>17,850</b>	<b>2.85</b>	<b>\$24.01</b>	<b>\$49,937</b>	<b>2.72</b>	<b>\$9.21</b>	<b>\$11.11</b>	<b>\$17.43</b>	<b>\$29.02</b>	<b>\$48.57</b>	<b>\$19,147</b>	<b>\$23,109</b>	<b>\$36,253</b>	<b>\$60,361</b>	<b>\$101,030</b>
41-1011	First-line supervisors of retail sales workers	960	6.52	\$25.94	\$53,955	5.89	\$13.49	\$17.40	\$21.84	\$28.46	\$37.93	\$28,057	\$36,201	\$45,427	\$59,207	\$78,885
41-1012	First-line supervisors of non-retail sales workers	370	12.73	\$38.62	\$80,331	8.73	\$16.92	\$22.43	\$32.50	\$47.06	\$65.22	\$35,200	\$46,653	\$67,594	\$97,880	\$135,656
41-2011	Cashiers	3,030	7.32	\$12.26	\$25,506	2.92	\$8.65	\$9.29	\$10.90	\$13.99	\$18.19	\$17,992	\$19,317	\$22,680	\$29,101	\$37,829
41-2021	Counter and rental clerks	630	12.34	\$17.06	\$35,489	5.25	\$8.79	\$10.94	\$15.28	\$21.75	\$27.23	\$18,276	\$22,754	\$31,790	\$45,232	\$56,647
41-2022	Parts salespersons	120	22.34	\$21.66	\$45,061	2.99	\$13.65	\$17.61	\$21.45	\$25.10	\$29.91	\$28,388	\$36,638	\$44,621	\$52,204	\$62,219
41-2031	Retail salespersons	5,140	6.73	\$15.79	\$32,834	3.98	\$9.16	\$10.24	\$12.22	\$18.21	\$28.22	\$19,062	\$21,293	\$25,415	\$37,874	\$58,690
41-3011	Advertising sales agents	290	20.51	\$33.58	\$69,857	14.64	\$14.97	\$17.77	\$27.32	\$40.05	\$65.96	\$31,130	\$36,955	\$56,822	\$83,311	\$137,187
41-3021	Insurance sales agents	380	15.12	\$26.33	\$54,766	12.54	\$9.08	\$16.92	\$23.33	\$34.53	\$41.80	\$18,895	\$35,202	\$48,535	\$71,819	\$86,945
41-3031	Securities, commodities, and financial services sales agents	660	16.09	\$40.40	\$84,033	11.37	\$15.74	\$18.93	\$30.43	\$55.26	\$80.84	\$32,742	\$39,379	\$63,297	\$114,937	\$168,152
41-3041	Travel agents	140	9.14	\$28.43	\$59,135	19.74	\$15.10	\$19.90	\$23.71	\$28.44	\$30.80	\$31,416	\$41,398	\$49,314	\$59,163	\$64,063
41-3099	Sales representatives, services, all other	1,750	9.27	\$29.95	\$62,296	4.89	\$10.14	\$15.04	\$25.19	\$37.66	\$56.65	\$21,101	\$31,278	\$52,390	\$78,326	\$117,824
41-4011	Sales representatives, wholesale and manufacturing, technical and scientific products	900	13.19	\$37.25	\$77,485	5.05	\$16.79	\$21.12	\$33.76	\$50.24	\$62.62	\$34,924	\$43,922	\$70,220	\$104,493	\$130,256
41-4012	Sales representatives, wholesale and manufacturing, except technical and scientific products	2,190	6.26	\$38.60	\$80,293	5.11	\$13.17	\$19.79	\$29.91	\$50.67	\$77.62	\$27,386	\$41,167	\$62,215	\$105,384	\$161,455
41-9021	Real estate brokers	130	40.32	\$33.53	\$69,742	18.79	\$13.35	\$25.20	\$39.02	\$44.27	\$47.42	\$27,771	\$52,418	\$81,152	\$92,083	\$98,641
41-9022	Real estate sales agents	350	28	\$23.21	\$48,271	13.63	\$10.35	\$15.83	\$18.66	\$27.98	\$48.43	\$21,520	\$32,919	\$38,806	\$58,204	\$100,741
41-9031	Sales engineers	400	24.38	\$46.93	\$97,619	4.65	\$25.08	\$29.17	\$43.57	\$58.33	\$78.39	\$52,164	\$60,665	\$90,632	\$121,329	\$163,045
41-9041	Telemarketers	270	15.26	\$12.13	\$25,221	6.21	\$8.48	\$8.85	\$9.48	\$14.80	\$18.83	\$17,636	\$18,413	\$19,726	\$30,777	\$39,169
41-9099	Sales and related workers, all other	130	17.59	\$18.17	\$37,787	5.92	\$10.02	\$11.19	\$14.90	\$21.48	\$32.56	\$20,833	\$23,266	\$30,992	\$44,678	\$67,728
<b>43-0000</b>	<b>Office and administrative support</b>	<b>23,060</b>	<b>2.71</b>	<b>\$18.74</b>	<b>\$38,984</b>	<b>1.08</b>	<b>\$10.52</b>	<b>\$13.60</b>	<b>\$17.51</b>	<b>\$22.76</b>	<b>\$28.51</b>	<b>\$21,873</b>	<b>\$28,282</b>	<b>\$36,413</b>	<b>\$47,343</b>	<b>\$59,299</b>
43-1011	First-line supervisors of office and administrative support workers	1,260	4.32	\$27.65	\$57,520	2.39	\$16.50	\$20.43	\$25.98	\$32.46	\$39.76	\$34,330	\$42,494	\$54,039	\$67,517	\$82,699
43-2011	Switchboard operators, including answering service	50	25.67	\$13.58	\$28,237	2.87	\$9.99	\$11.28	\$13.21	\$15.11	\$18.01	\$20,770	\$23,454	\$27,469	\$31,425	\$37,466
43-3011	Bill and account collectors	200	18.66	\$21.57	\$44,867	4.19	\$14.16	\$16.76	\$20.26	\$24.99	\$30.57	\$29,449	\$34,862	\$42,144	\$51,988	\$63,591
43-3021	Billing and posting clerks and machine operators	280	15.69	\$20.55	\$42,749	3.25	\$13.30	\$15.94	\$20.13	\$25.43	\$28.99	\$27,667	\$33,154	\$41,873	\$52,890	\$60,303
43-3031	Bookkeeping, accounting, and auditing clerks	1,780	8.02	\$19.87	\$41,333	2.11	\$10.70	\$16.09	\$19.21	\$23.37	\$28.54	\$22,266	\$33,470	\$39,967	\$48,614	\$59,365
43-3051	Payroll and timekeeping clerks	190	27.95	\$20.20	\$42,014	5.31	\$12.59	\$15.22	\$19.87	\$24.69	\$29.10	\$26,190	\$31,665	\$41,320	\$51,356	\$60,522
43-3061	Procurement clerks	70	15.98	\$26.46	\$55,028	3.26	\$17.99	\$21.61	\$25.84	\$32.43	\$37.25	\$37,415	\$44,940	\$53,742	\$67,453	\$77,470
43-3071	Tellers	290	20.82	\$14.06	\$29,252	4.14	\$10.41	\$11.71	\$13.55	\$16.02	\$18.73	\$21,645	\$24,359	\$28,177	\$33,312	\$38,958
43-3099	Financial clerks, all other	50	10.75	\$18.37	\$38,212	3.45	\$15.21	\$16.10	\$17.57	\$19.08	\$25.39	\$31,628	\$33,493	\$36,547	\$39,694	\$52,803
43-4011	Brokerage clerks	60	36.87	\$25.43	\$52,889	3.45	\$18.55	\$22.10	\$25.71	\$28.49	\$30.18	\$38,591	\$45,963	\$53,485	\$59,249	\$62,783
43-4031	Court, municipal, and license clerks	190	1.02	\$22.13	\$46,025	1.6	\$15.73	\$18.75	\$21.85	\$24.77	\$28.66	\$32,714	\$38,996	\$45,456	\$51,516	\$59,619
43-4041	Credit authorizers, checkers, and clerks	50	38.39	\$18.93	\$39,372	7.46	\$12.87	\$14.53	\$18.14	\$23.23	\$27.45	\$26,762	\$30,219	\$37,739	\$48,309	\$57,102
43-4051	Customer service representatives	2,200	8.83	\$17.21	\$35,798	2.63	\$10.41	\$12.66	\$15.45	\$19.68	\$26.78	\$21,649	\$26,340	\$32,131	\$40,943	\$55,711

# Data unavailable

Occupational Code	Occupational Title	Employment Estimate	Employment Percentage Relative Standard Error	Average Hourly Wage	Average Annual Wage	Wage Percentage Relative Standard Error	10th Percentile (Hourly)	25th Percentile (Hourly)	50th Percentile (Hourly)	75th Percentile (Hourly)	90th Percentile (Hourly)	10th Percentile (Annual)	25th Percentile (Annual)	50th Percentile (Annual)	75th Percentile (Annual)	90th Percentile (Annual)
43-4061	Eligibility interviewers, government programs	100	1.56	\$20.02	\$41,634	2.79	\$15.80	\$17.21	\$19.69	\$22.40	\$24.37	\$32,865	\$35,791	\$40,950	\$46,588	\$50,687
43-4071	File clerks	190	12.37	\$14.75	\$30,690	4.4	\$9.34	\$12.19	\$14.61	\$17.22	\$19.12	\$19,427	\$25,353	\$30,394	\$35,811	\$39,769
43-4081	Hotel, motel, and resort desk clerks	220	38.96	\$11.04	\$22,967	3.62	\$8.98	\$9.75	\$10.85	\$11.97	\$13.89	\$18,687	\$20,276	\$22,576	\$24,893	\$28,892
43-4111	Interviewers, except eligibility and loan	640	41.68	\$15.05	\$31,312	4.51	\$8.81	\$12.25	\$15.00	\$18.24	\$21.54	\$18,318	\$25,488	\$31,198	\$37,942	\$44,808
43-4121	Library assistants, clerical	160	0.52	\$14.17	\$29,479	5.57	\$8.74	\$10.19	\$14.28	\$17.55	\$19.71	\$18,179	\$21,200	\$29,698	\$36,507	\$40,989
43-4131	Loan interviewers and clerks	90	28.15	\$21.88	\$45,509	4.98	\$13.74	\$17.05	\$22.33	\$26.39	\$28.98	\$28,585	\$35,468	\$46,454	\$54,884	\$60,280
43-4151	Order clerks	180	20.52	\$15.69	\$32,630	4.79	\$9.01	\$12.05	\$16.17	\$18.55	\$22.24	\$18,731	\$25,054	\$33,640	\$38,585	\$46,258
43-4161	Human resources assistants, except payroll and timekeeping	140	16.32	\$20.17	\$41,946	1.8	\$15.58	\$17.58	\$20.40	\$22.99	\$25.06	\$32,417	\$36,573	\$42,440	\$47,821	\$52,124
43-4171	Receptionists and information clerks	1,730	10.96	\$14.19	\$29,509	2.15	\$9.32	\$11.65	\$14.03	\$16.77	\$18.80	\$19,382	\$24,240	\$29,186	\$34,875	\$39,103
43-4181	Reservation and transportation ticket agents and travel clerks	30	42.04	\$13.79	\$28,689	8.22	\$8.84	\$9.75	\$13.02	\$17.02	\$21.06	\$18,388	\$20,273	\$27,076	\$35,393	\$43,795
43-4199	Information and record clerks, all other	450	5.23	\$20.75	\$43,162	2.47	\$13.95	\$16.15	\$19.19	\$24.02	\$29.15	\$29,010	\$33,598	\$39,921	\$49,961	\$60,641
43-5011	Cargo and freight agents	#	#	\$16.97	\$35,303	7.09	\$11.10	\$15.79	\$17.22	\$18.64	\$21.25	\$23,085	\$32,853	\$35,814	\$38,774	\$44,205
43-5021	Couriers and messengers	60	43.52	#	#	#	#	#	#	#	#	#	#	#	#	#
43-5031	Police, fire, and ambulance dispatchers	100	3.59	\$23.36	\$48,595	3.37	\$18.84	\$20.35	\$22.66	\$26.65	\$30.19	\$39,179	\$42,329	\$47,138	\$55,436	\$62,787
43-5032	Dispatchers, except police, fire, and ambulance	140	20.4	\$20.11	\$41,822	3.89	\$12.14	\$14.97	\$19.97	\$23.60	\$29.27	\$25,254	\$31,147	\$41,535	\$49,094	\$60,874
43-5041	Meter readers, utilities	40	26.16	\$15.20	\$31,624	4.74	\$12.33	\$12.97	\$14.02	\$16.32	\$21.56	\$25,656	\$26,972	\$29,165	\$33,935	\$44,852
43-5051	Postal service clerks	80	0	\$25.31	\$52,637		\$18.38	\$27.30	\$27.30	\$27.31	\$27.87	\$38,235	\$56,785	\$56,793	\$56,801	\$57,975
43-5052	Postal service mail carriers	450	0	\$24.85	\$51,679		\$15.69	\$17.90	\$28.50	\$28.51	\$29.09	\$32,631	\$37,226	\$59,282	\$59,295	\$60,514
43-5053	Postal service mail sorters, processors, and processing machine operators	30	0	\$24.82	\$51,622		\$15.63	\$27.30	\$27.30	\$27.31	\$27.87	\$32,518	\$56,785	\$56,794	\$56,802	\$57,979
43-5061	Production, planning, and expediting clerks	280	20.56	\$26.75	\$55,635	3.94	\$16.24	\$19.06	\$26.65	\$33.89	\$37.87	\$33,776	\$39,653	\$55,434	\$70,484	\$78,765
43-5071	Shipping, receiving, and traffic clerks	760	9.52	\$16.38	\$34,069	1.97	\$10.54	\$12.99	\$16.08	\$19.27	\$22.99	\$21,919	\$27,020	\$33,449	\$40,080	\$47,819
43-5081	Stock clerks and order fillers	1,990	6.67	\$14.25	\$29,644	1.62	\$9.20	\$10.66	\$13.53	\$17.22	\$20.17	\$19,145	\$22,172	\$28,147	\$35,809	\$41,954
43-5111	Weighers, measurers, checkers, and samplers, recordkeeping	20	34.74	\$22.13	\$46,041	6.18	\$14.52	\$17.26	\$24.11	\$27.18	\$29.08	\$30,192	\$35,896	\$50,142	\$56,543	\$60,479
43-6011	Executive secretaries and executive administrative assistants	1,170	7.16	\$24.81	\$51,612	1.91	\$16.90	\$20.26	\$24.17	\$28.86	\$34.55	\$35,151	\$42,131	\$50,284	\$60,025	\$71,856
43-6012	Legal secretaries	100	25.99	\$22.89	\$47,602	9.53	\$11.55	\$16.63	\$21.41	\$30.74	\$35.53	\$24,034	\$34,591	\$44,533	\$63,932	\$73,899
43-6013	Medical secretaries	490	31.83	\$16.68	\$34,692	5.73	\$10.48	\$12.75	\$14.58	\$20.14	\$25.47	\$21,791	\$26,514	\$30,321	\$41,901	\$52,969
43-6014	Secretaries and administrative assistants, except legal, medical,	3,410	4.76	\$17.92	\$37,275	1.49	\$11.24	\$14.45	\$17.73	\$21.57	\$24.81	\$23,386	\$30,064	\$36,886	\$44,870	\$51,601
43-9011	Computer operators	20	29.52	\$24.00	\$49,918	6.35	\$14.93	\$19.60	\$24.00	\$28.94	\$33.51	\$31,045	\$40,760	\$49,922	\$60,195	\$69,710
43-9021	Data entry keyers	330	10.26	\$16.88	\$35,116	3.44	\$11.36	\$15.19	\$17.03	\$18.85	\$22.10	\$23,634	\$31,605	\$35,419	\$39,200	\$45,967
43-9031	Desktop publishers	20	49.66	\$26.14	\$54,381	4.32	\$16.53	\$20.42	\$26.06	\$32.27	\$36.52	\$34,388	\$42,465	\$54,210	\$67,131	\$75,956
43-9041	Insurance claims and policy processing clerks	#	#	\$18.60	\$38,682	2.45	\$13.80	\$15.92	\$18.58	\$21.43	\$23.24	\$28,708	\$33,113	\$38,643	\$44,570	\$48,340
43-9051	Mail clerks and mail machine operators, except postal service	80	39.01	\$12.50	\$26,009	4.42	\$8.77	\$9.56	\$11.03	\$13.71	\$18.05	\$18,231	\$19,893	\$22,932	\$28,512	\$37,549
43-9061	Office clerks, general	2,470	8.73	\$19.84	\$41,270	2.96	\$11.28	\$14.06	\$17.95	\$24.28	\$30.61	\$23,462	\$29,242	\$37,326	\$50,502	\$63,658
43-9071	Office machine operators, except computer	50	12.33	\$18.53	\$38,536	3.44	\$8.92	\$13.97	\$17.97	\$23.26	\$28.57	\$18,545	\$29,051	\$37,387	\$48,380	\$59,415
43-9199	Office and administrative support workers, all other	120	7.22	#	#	#	#	#	#	#	#	#	#	#	#	#
<b>45-0000</b>	<b>Farming, fishing, and forestry</b>	<b>#</b>	<b>#</b>	<b>\$12.81</b>	<b>\$26,637</b>	<b>8.62</b>	<b>\$8.67</b>	<b>\$9.32</b>	<b>\$12.01</b>	<b>\$14.56</b>	<b>\$18.05</b>	<b>\$18,025</b>	<b>\$19,379</b>	<b>\$24,986</b>	<b>\$30,287</b>	<b>\$37,544</b>
45-2092	Farmworkers and laborers, crop, nursery, and greenhouse	#	#	\$12.03	\$25,025	8.43	\$8.59	\$9.13	\$11.19	\$13.86	\$16.46	\$17,865	\$18,986	\$23,270	\$28,824	\$34,244
45-2093	Farmworkers, farm, ranch, and aquacultural animals	40	20.58	\$13.79	\$28,693	6.63	\$9.51	\$10.73	\$13.51	\$16.89	\$18.72	\$19,782	\$22,309	\$28,102	\$35,127	\$38,942
<b>47-0000</b>	<b>Construction and extraction</b>	<b>3,890</b>	<b>4.88</b>	<b>\$21.12</b>	<b>\$43,921</b>	<b>1.88</b>	<b>\$12.44</b>	<b>\$15.46</b>	<b>\$19.88</b>	<b>\$25.70</b>	<b>\$32.41</b>	<b>\$25,882</b>	<b>\$32,158</b>	<b>\$41,346</b>	<b>\$53,455</b>	<b>\$67,405</b>
47-1011	First-line supervisors of construction trades and extraction work	410	20.85	\$25.40	\$52,827	5.16	\$14.30	\$18.33	\$25.48	\$32.25	\$37.13	\$29,739	\$38,133	\$52,994	\$67,076	\$77,231
47-2021	Brickmasons and blockmasons	40	22.15	\$20.29	\$42,210	3.42	\$15.79	\$19.38	\$21.02	\$22.67	\$23.66	\$32,847	\$40,302	\$43,725	\$47,149	\$49,203
47-2031	Carpenters	580	18.62	\$19.49	\$40,549	6.12	\$11.50	\$14.10	\$17.93	\$22.75	\$32.17	\$23,924	\$29,331	\$37,298	\$47,310	\$66,923
47-2051	Cement masons and concrete finishers	120	40.8	\$16.06	\$33,403	3.13	\$11.14	\$13.23	\$15.78	\$18.51	\$22.11	\$23,163	\$27,519	\$32,824	\$38,498	\$45,997
47-2061	Construction laborers	410	20.67	\$15.82	\$32,912	2.63	\$10.84	\$13.09	\$15.87	\$18.20	\$21.11	\$22,545	\$27,236	\$33,015	\$37,854	\$43,918
47-2071	Paving, surfacing, and tamping equipment operators	130	8.99	\$20.88	\$43,422	4.04	\$16.19	\$17.87	\$20.55	\$23.55	\$27.29	\$33,675	\$37,166	\$42,741	\$48,975	\$56,772

# Data unavailable

Occupational Code	Occupational Title	Employment Estimate	Employment Percentage Relative Standard Error	Average Hourly Wage	Average Annual Wage	Wage Percentage Relative Standard Error	10th Percentile (Hourly)	25th Percentile (Hourly)	50th Percentile (Hourly)	75th Percentile (Hourly)	90th Percentile (Hourly)	10th Percentile (Annual)	25th Percentile (Annual)	50th Percentile (Annual)	75th Percentile (Annual)	90th Percentile (Annual)
47-2073	Operating engineers and other construction equipment operators	170	14.17	\$22.52	\$46,834	5.53	\$16.26	\$18.29	\$21.24	\$25.05	\$33.30	\$33,824	\$38,038	\$44,172	\$52,112	\$69,262
47-2111	Electricians	680	7.39	\$23.59	\$49,075	4.37	\$13.65	\$17.45	\$23.78	\$29.14	\$34.47	\$28,388	\$36,295	\$49,464	\$60,603	\$71,692
47-2141	Painters, construction and maintenance	190	20.95	\$18.51	\$38,504	8.91	\$12.86	\$14.60	\$17.42	\$22.22	\$27.25	\$26,749	\$30,370	\$36,236	\$46,220	\$56,677
47-2152	Plumbers, pipefitters, and steamfitters	260	23.95	\$24.59	\$51,144	2.65	\$19.16	\$20.58	\$22.93	\$28.06	\$34.21	\$39,843	\$42,808	\$47,686	\$58,358	\$71,157
47-2161	Plasterers and stucco masons	40	25.99	\$20.05	\$41,698	6.07	\$12.62	\$16.84	\$20.51	\$23.62	\$27.15	\$26,253	\$35,018	\$42,660	\$49,119	\$56,464
47-2211	Sheet metal workers	#	#	\$22.67	\$47,144	3.1	\$13.79	\$16.86	\$21.93	\$28.05	\$34.21	\$28,691	\$35,064	\$45,619	\$58,344	\$71,164
47-3012	Helpers--carpenters	30	30.8	\$13.89	\$28,887	3.27	\$12.19	\$12.75	\$13.68	\$14.61	\$16.65	\$25,359	\$26,521	\$28,458	\$30,394	\$34,628
47-3013	Helpers--electricians	#	#	\$11.62	\$24,170	16.82	\$8.54	\$9.00	\$9.70	\$11.70	\$19.25	\$17,759	\$18,720	\$20,167	\$24,342	\$40,045
47-4011	Construction and building inspectors	60	0	\$29.15	\$60,637	1.9	\$21.59	\$24.99	\$28.03	\$33.06	\$38.45	\$44,913	\$51,971	\$58,304	\$68,766	\$79,966
47-4051	Highway maintenance workers	100	0	\$20.50	\$42,645	1.97	\$15.81	\$17.60	\$20.72	\$22.86	\$25.81	\$32,879	\$36,616	\$43,107	\$47,540	\$53,690
47-4099	Construction and related workers, all other	#	#	\$15.60	\$32,441	5.95	\$10.00	\$12.02	\$14.50	\$17.63	\$21.04	\$20,803	\$24,997	\$30,158	\$36,663	\$43,766
<b>49-0000</b>	<b>Installation, maintenance, and repair</b>	<b>4,170</b>	<b>4.78</b>	<b>\$23.19</b>	<b>\$48,235</b>	<b>1.99</b>	<b>\$11.64</b>	<b>\$16.05</b>	<b>\$22.13</b>	<b>\$28.79</b>	<b>\$36.25</b>	<b>\$24,214</b>	<b>\$33,389</b>	<b>\$46,026</b>	<b>\$59,877</b>	<b>\$75,408</b>
49-1011	First-line supervisors of mechanics, installers, and repairers	260	9.29	\$37.21	\$77,387	2.41	\$25.24	\$28.29	\$34.55	\$44.48	\$55.80	\$52,501	\$58,848	\$71,870	\$92,511	\$116,071
49-2011	Computer, automated teller, and office machine repairers	140	24.59	\$20.83	\$43,317	8.56	\$10.31	\$16.23	\$21.47	\$26.45	\$29.35	\$21,444	\$33,751	\$44,659	\$55,018	\$61,055
49-2022	Telecommunications equipment installers and repairers, except line installers	200	33.96	\$30.32	\$63,060	3.18	\$18.66	\$25.78	\$31.92	\$35.85	\$38.29	\$38,811	\$53,619	\$66,398	\$74,567	\$79,640
49-2094	Electrical and electronics repairers, commercial and industrial equipment	120	22.24	\$27.33	\$56,837	3.09	\$17.40	\$23.01	\$27.46	\$31.06	\$37.41	\$36,193	\$47,865	\$57,120	\$64,603	\$77,815
49-3011	Aircraft mechanics and service technicians	10	35.41	\$30.19	\$62,795	3.11	\$23.51	\$26.03	\$29.69	\$34.86	\$38.28	\$48,897	\$54,135	\$61,754	\$72,509	\$79,618
49-3021	Automotive body and related repairers	90	33.51	\$31.45	\$65,408	17.48	\$12.99	\$15.74	\$22.69	\$48.59	\$59.32	\$27,017	\$32,741	\$47,201	\$101,072	\$123,381
49-3023	Automotive service technicians and mechanics	670	10.73	\$24.16	\$50,260	3.26	\$13.55	\$18.01	\$23.72	\$29.26	\$35.93	\$28,181	\$37,466	\$49,340	\$60,856	\$74,732
49-3031	Bus and truck mechanics and diesel engine specialists	90	8.11	\$26.22	\$54,547	2.57	\$19.60	\$22.05	\$25.84	\$29.06	\$37.70	\$40,766	\$45,868	\$53,743	\$60,437	\$78,416
49-3042	Mobile heavy equipment mechanics, except engines	60	11.59	\$21.31	\$44,327	3.82	\$14.09	\$16.76	\$21.41	\$25.91	\$28.91	\$29,304	\$34,871	\$44,537	\$53,886	\$60,133
49-3091	Bicycle repairers	#	#	\$12.18	\$25,324	22.69	\$8.46	\$8.80	\$9.37	\$15.45	\$20.31	\$17,591	\$18,300	\$19,482	\$32,134	\$42,235
49-3093	Tire repairers and changers	160	26.79	\$13.00	\$27,048	9.5	\$9.80	\$10.57	\$11.90	\$14.01	\$20.58	\$20,374	\$21,984	\$24,746	\$29,147	\$42,801
49-9012	Control and valve installers and repairers, except mechanical door	50	20.57	\$28.77	\$59,841	3.86	\$22.02	\$25.42	\$27.85	\$30.27	\$40.36	\$45,806	\$52,879	\$57,926	\$62,972	\$83,947
49-9021	Heating, air conditioning, and refrigeration mechanics and installers	260	26.57	\$24.98	\$51,965	6.13	\$16.07	\$19.80	\$23.91	\$29.45	\$36.46	\$33,431	\$41,192	\$49,733	\$61,255	\$75,842
49-9031	Home appliance repairers	#	#	\$21.89	\$45,539	10.09	\$13.71	\$18.37	\$22.30	\$26.42	\$29.29	\$28,514	\$38,212	\$46,394	\$54,952	\$60,921
49-9041	Industrial machinery mechanics	150	17.53	\$26.79	\$55,728	4.83	\$14.98	\$22.14	\$27.91	\$32.96	\$36.39	\$31,155	\$46,055	\$58,046	\$68,558	\$75,683
49-9043	Maintenance workers, machinery	#	#	\$25.94	\$53,961	5.12	\$17.00	\$21.86	\$26.68	\$29.83	\$34.71	\$35,356	\$45,460	\$55,488	\$62,052	\$72,195
49-9051	Electrical power-line installers and repairers	70	27.67	\$35.97	\$74,810	2.88	\$25.48	\$29.52	\$37.02	\$43.34	\$47.06	\$52,999	\$61,392	\$76,999	\$90,150	\$97,876
49-9062	Medical equipment repairers	40	44.09	\$21.38	\$44,465	15.67	\$12.43	\$13.46	\$21.35	\$28.61	\$33.37	\$25,860	\$27,990	\$44,412	\$59,511	\$69,419
49-9071	Maintenance and repair workers, general	1,170	7.2	\$19.16	\$39,851	2.17	\$11.75	\$14.97	\$18.83	\$22.92	\$27.51	\$24,434	\$31,132	\$39,160	\$47,681	\$57,220
49-9094	Locksmiths and safe repairers	#	#	\$19.93	\$41,451	7.09	\$13.30	\$15.58	\$20.82	\$23.15	\$25.64	\$27,663	\$32,405	\$43,296	\$48,151	\$53,328
49-9098	Helpers--installation, maintenance, and repair workers	30	29.35	\$16.80	\$34,937	4.48	\$10.56	\$12.78	\$16.73	\$18.84	\$24.26	\$21,962	\$26,587	\$34,797	\$39,190	\$50,462
49-9099	Installation, maintenance, and repair workers, all other	130	44.89	\$17.59	\$36,589	5.15	\$10.11	\$11.43	\$16.56	\$23.03	\$28.54	\$21,029	\$23,782	\$34,436	\$47,894	\$59,367
<b>51-0000</b>	<b>Production</b>	<b>9,570</b>	<b>5.37</b>	<b>\$18.24</b>	<b>\$37,943</b>	<b>1.94</b>	<b>\$10.13</b>	<b>\$12.21</b>	<b>\$16.16</b>	<b>\$22.23</b>	<b>\$29.66</b>	<b>\$21,067</b>	<b>\$25,404</b>	<b>\$33,616</b>	<b>\$46,247</b>	<b>\$61,700</b>
51-1011	First-line supervisors of production and operating workers	630	8.55	\$30.85	\$64,167	2.13	\$17.61	\$22.73	\$30.98	\$37.09	\$45.49	\$36,631	\$47,270	\$64,449	\$77,142	\$94,619
51-2022	Electrical and electronic equipment assemblers	1,000	10.81	\$17.52	\$36,444	2.89	\$11.30	\$13.28	\$16.49	\$21.30	\$25.38	\$23,497	\$27,627	\$34,295	\$44,298	\$52,792
51-2031	Engine and other machine assemblers	50	29.91	\$19.13	\$39,784	7.73	\$13.92	\$16.05	\$18.17	\$22.38	\$27.01	\$28,958	\$33,393	\$37,791	\$46,552	\$56,171
51-2092	Team assemblers	700	24.34	\$15.51	\$32,257	4.01	\$10.02	\$11.39	\$14.88	\$18.50	\$22.73	\$20,836	\$23,700	\$30,951	\$38,480	\$47,269
51-2099	Assemblers and fabricators, all other	460	17.45	\$16.57	\$34,470	7.52	\$9.92	\$10.87	\$13.21	\$17.78	\$27.74	\$20,637	\$22,613	\$27,468	\$36,976	\$57,691
51-3011	Bakers	330	34.21	\$11.63	\$24,196	3.9	\$8.92	\$9.90	\$10.98	\$12.49	\$16.23	\$18,551	\$20,597	\$22,847	\$25,978	\$33,760
51-3021	Butchers and meat cutters	170	24.71	\$16.73	\$34,789	6.61	\$10.04	\$12.23	\$14.80	\$21.38	\$26.72	\$20,877	\$25,446	\$30,777	\$44,473	\$55,583
51-3091	Food and tobacco roasting, baking, and drying machine operators and tenders	20	40.25	\$16.47	\$34,264	21.42	\$8.56	\$9.06	\$13.47	\$25.71	\$28.43	\$17,809	\$18,845	\$28,011	\$53,479	\$59,144
51-3092	Food batchmakers	230	20.82	\$11.94	\$24,837	4.16	\$8.75	\$9.51	\$10.86	\$12.91	\$16.28	\$18,190	\$19,779	\$22,592	\$26,846	\$33,855
51-3099	Food processing workers, all other	50	24.67	\$13.67	\$28,426	5.15	\$9.76	\$11.41	\$13.47	\$16.08	\$18.20	\$20,301	\$23,738	\$28,011	\$33,440	\$37,861

# Data unavailable

Occupational Code	Occupational Title	Employment Estimate	Employment Percentage Relative Standard Error	Average Hourly Wage	Average Annual Wage	Wage Percentage Relative Standard Error	10th Percentile (Hourly)	25th Percentile (Hourly)	50th Percentile (Hourly)	75th Percentile (Hourly)	90th Percentile (Hourly)	10th Percentile (Annual)	25th Percentile (Annual)	50th Percentile (Annual)	75th Percentile (Annual)	90th Percentile (Annual)
51-4011	Computer-controlled machine tool operators, metal and plastic	80	38.61	\$19.26	\$40,064	7.71	\$11.33	\$15.90	\$18.77	\$23.52	\$27.60	\$23,568	\$33,082	\$39,042	\$48,924	\$57,400
51-4041	Machinists	460	19.84	\$24.39	\$50,724	3	\$16.20	\$20.09	\$23.42	\$29.25	\$35.01	\$33,700	\$41,777	\$48,723	\$60,837	\$72,829
51-4081	Multiple machine tool setters, operators, and tenders, metal and plastic	20	33.16	\$16.05	\$33,390	12.87	\$9.04	\$12.64	\$15.74	\$17.99	\$26.06	\$18,805	\$26,296	\$32,739	\$37,417	\$54,201
51-4121	Welders, cutters, solderers, and brazers	250	22.97	\$21.29	\$44,292	3.26	\$15.35	\$17.23	\$20.77	\$25.21	\$28.99	\$31,934	\$35,845	\$43,205	\$52,436	\$60,301
51-5111	Prepress technicians and workers	70	32.52	\$17.78	\$36,977	9.32	\$8.75	\$9.53	\$17.10	\$22.42	\$27.20	\$18,199	\$19,819	\$35,567	\$46,636	\$56,566
51-5112	Printing press operators	300	19.73	\$16.51	\$34,344	4.21	\$11.03	\$13.22	\$15.81	\$19.10	\$23.66	\$22,939	\$27,508	\$32,884	\$39,719	\$49,214
51-5113	Print binding and finishing workers	190	22.34	\$14.80	\$30,788	5.07	\$10.60	\$12.42	\$14.05	\$16.61	\$19.69	\$22,048	\$25,839	\$29,217	\$34,550	\$40,962
51-6011	Laundry and dry-cleaning workers	150	18.87	\$10.04	\$20,874	3.94	\$8.47	\$8.83	\$9.68	\$11.13	\$12.19	\$17,618	\$18,367	\$20,139	\$23,140	\$25,351
51-6031	Sewing machine operators	50	21.17	\$16.19	\$33,681	8.68	\$9.85	\$12.28	\$14.03	\$20.58	\$26.63	\$20,497	\$25,539	\$29,193	\$42,814	\$55,399
51-6093	Upholsterers	#	#	\$17.50	\$36,397	4.32	\$15.63	\$16.31	\$17.44	\$18.57	\$19.46	\$32,520	\$33,930	\$36,279	\$38,628	\$40,472
51-7011	Cabinetmakers and bench carpenters	130	27.74	\$19.73	\$41,035	3.62	\$15.41	\$16.84	\$19.42	\$22.66	\$24.87	\$32,061	\$35,023	\$40,396	\$47,124	\$51,723
51-7042	Woodworking machine setters, operators, and tenders, except sawing	50	37.31	\$16.09	\$33,461	2.95	\$12.56	\$13.74	\$15.87	\$17.96	\$19.86	\$26,126	\$28,577	\$33,006	\$37,364	\$41,301
51-8021	Stationary engineers and boiler operators	40	7.89	\$29.47	\$61,303	3.85	\$22.30	\$25.17	\$28.32	\$33.44	\$39.55	\$46,391	\$52,362	\$58,914	\$69,546	\$82,264
51-8031	Water and wastewater treatment plant and system operators	140	13.75	\$27.54	\$57,278	3.59	\$17.78	\$22.09	\$27.09	\$32.33	\$38.24	\$36,992	\$45,954	\$56,339	\$67,246	\$79,530
51-8099	Plant and system operators, all other	40	37.66	\$24.50	\$50,967	11.88	\$15.21	\$20.10	\$24.42	\$28.21	\$34.01	\$31,638	\$41,802	\$50,786	\$58,680	\$70,741
51-9011	Chemical equipment operators and tenders	#	#	\$16.18	\$33,645	8.39	\$10.63	\$12.37	\$14.79	\$18.86	\$24.18	\$22,120	\$25,722	\$30,772	\$39,225	\$50,287
51-9012	Separating, filtering, clarifying, precipitating, and still machine setters, operators, and tenders	180	32.64	\$19.57	\$40,704	3.6	\$12.62	\$15.67	\$17.73	\$22.60	\$30.68	\$26,243	\$32,585	\$36,888	\$47,005	\$63,812
51-9021	Crushing, grinding, and polishing machine setters, operators, and tenders	110	47.62	#	#	#	#	#	#	#	#	#	#	#	#	#
51-9023	Mixing and blending machine setters, operators, and tenders	20	42.16	\$17.49	\$36,383	2.39	\$13.04	\$15.46	\$17.28	\$19.10	\$22.92	\$27,124	\$32,160	\$35,939	\$39,718	\$47,679
51-9041	Extruding, forming, pressing, and compacting machine setters, operators, and tenders	#	#	\$15.24	\$31,704	2.16	\$10.98	\$12.49	\$14.38	\$17.13	\$19.02	\$22,833	\$25,969	\$29,914	\$35,624	\$39,561
51-9061	Inspectors, testers, sorters, samplers, and weighers	570	9.91	\$21.40	\$44,518	2.72	\$13.11	\$15.53	\$19.76	\$26.13	\$32.39	\$27,278	\$32,293	\$41,108	\$54,341	\$67,369
51-9071	Jewelers and precious stone and metal workers	60	22.58	\$20.30	\$42,232	12.61	\$12.64	\$13.91	\$17.23	\$23.14	\$29.95	\$26,289	\$28,941	\$35,847	\$48,141	\$62,291
51-9083	Ophthalmic laboratory technicians	100	39.31	\$21.95	\$45,646	18.26	\$11.36	\$13.46	\$18.24	\$32.49	\$35.79	\$23,638	\$28,003	\$37,944	\$67,576	\$74,437
51-9111	Packaging and filling machine operators and tenders	710	11.69	\$11.54	\$24,004	3.27	\$9.32	\$9.99	\$11.16	\$12.87	\$14.59	\$19,387	\$20,776	\$23,203	\$26,772	\$30,344
51-9121	Coating, painting, and spraying machine setters, operators, and tenders	220	38.61	\$17.08	\$35,532	8.79	\$11.20	\$12.68	\$14.66	\$20.87	\$27.31	\$23,292	\$26,374	\$30,499	\$43,399	\$56,807
51-9195	Molders, shapers, and casters, except metal and plastic	70	38.9	\$20.05	\$41,709	9.66	\$13.59	\$15.72	\$18.00	\$22.98	\$28.71	\$28,270	\$32,696	\$37,439	\$47,791	\$59,715
51-9198	Helpers--production workers	180	28.09	\$16.77	\$34,888	5.63	\$8.78	\$10.56	\$16.83	\$20.12	\$25.12	\$18,270	\$21,959	\$35,005	\$41,855	\$52,242
51-9199	Production workers, all other	140	39.81	\$15.86	\$32,991	4.14	\$10.88	\$13.39	\$16.33	\$18.25	\$20.33	\$22,628	\$27,853	\$33,959	\$37,966	\$49,286
<b>53-0000</b>	<b>Transportation and material moving</b>	<b>6,160</b>	<b>5.19</b>	<b>\$18.36</b>	<b>\$38,179</b>	<b>10.16</b>	<b>\$9.08</b>	<b>\$11.90</b>	<b>\$14.64</b>	<b>\$19.90</b>	<b>\$28.41</b>	<b>\$18,877</b>	<b>\$22,671</b>	<b>\$30,456</b>	<b>\$41,399</b>	<b>\$52,102</b>
53-1021	First-line supervisors of helpers, laborers, and material movers	50	30.6	\$28.44	\$59,147	8.48	\$17.31	\$19.96	\$23.23	\$35.32	\$45.04	\$36,012	\$41,511	\$48,309	\$73,468	\$93,685
53-1031	First-line supervisors of transportation and material-moving mach	100	12.05	\$29.43	\$61,215	3.36	\$18.86	\$22.97	\$28.78	\$35.74	\$42.77	\$39,231	\$47,776	\$59,853	\$74,348	\$88,972
53-3021	Bus drivers, transit and intercity	260	16.66	\$16.46	\$34,230	9.67	\$9.02	\$13.33	\$17.19	\$20.43	\$22.80	\$18,756	\$27,723	\$35,755	\$42,495	\$47,415
53-3022	Bus drivers, school or special client	420	3.49	\$17.39	\$36,171	2.97	\$12.90	\$15.00	\$17.42	\$20.42	\$22.57	\$26,830	\$31,202	\$36,236	\$42,475	\$46,942
53-3031	Driver/sales workers	#	#	\$12.47	\$25,944	4.63	\$8.52	\$8.96	\$11.20	\$15.06	\$17.98	\$17,728	\$18,642	\$23,287	\$31,319	\$37,390
53-3032	Heavy and tractor-trailer truck drivers	630	19.44	\$21.11	\$43,913	3.22	\$14.63	\$17.49	\$21.39	\$24.96	\$28.30	\$30,434	\$36,377	\$44,499	\$51,921	\$58,868
53-3033	Light truck or delivery services drivers	950	16.59	\$16.65	\$34,627	5.54	\$9.37	\$12.20	\$15.03	\$18.81	\$28.32	\$19,488	\$25,368	\$31,253	\$39,135	\$58,908
53-3041	Taxi drivers and chauffeurs	#	#	\$11.51	\$23,943	3.16	\$8.81	\$9.65	\$11.14	\$13.16	\$14.86	\$18,330	\$20,082	\$23,181	\$27,381	\$30,909
53-3099	Motor vehicle operators, all other	90	35.34	\$12.50	\$26,009	8.49	\$8.84	\$9.72	\$11.01	\$12.51	\$15.23	\$18,382	\$20,215	\$22,897	\$26,021	\$31,672
53-6021	Parking lot attendants	40	34.28	\$12.68	\$26,369	9.53	\$8.98	\$10.58	\$12.89	\$14.46	\$16.55	\$18,675	\$22,008	\$26,812	\$30,075	\$34,416
53-6031	Automotive and watercraft service attendants	120	31.63	\$12.53	\$26,063	4.11	\$9.62	\$10.49	\$11.85	\$14.27	\$16.98	\$20,008	\$21,829	\$24,651	\$29,692	\$35,322
53-6051	Transportation inspectors	#	#	\$20.74	\$43,142	9.6	\$16.92	\$20.30	\$21.85	\$23.39	\$24.32	\$35,201	\$42,229	\$45,440	\$48,652	\$50,578
53-7032	Excavating and loading machine and dragline operators	50	33.08	\$18.98	\$39,473	3.69	\$15.50	\$16.42	\$17.95	\$20.80	\$26.03	\$32,238	\$34,147	\$37,328	\$43,266	\$54,147
53-7051	Industrial truck and tractor operators	170	20.1	\$18.10	\$37,650	5.01	\$10.86	\$13.41	\$18.10	\$22.50	\$25.96	\$22,580	\$27,896	\$37,647	\$46,804	\$53,988

# Data unavailable



Occupational Code	Occupational Title	Employment Estimate	Employment Percentage Relative Standard Error	Average Hourly Wage	Average Annual Wage	Wage Percentage Relative Standard Error	10th Percentile (Hourly)	25th Percentile (Hourly)	50th Percentile (Hourly)	75th Percentile (Hourly)	90th Percentile (Hourly)	10th Percentile (Annual)	25th Percentile (Annual)	50th Percentile (Annual)	75th Percentile (Annual)	90th Percentile (Annual)
53-7061	Cleaners of vehicles and equipment	200	28.32	\$12.31	\$25,610	6.67	\$8.79	\$9.79	\$11.37	\$13.85	\$17.55	\$18,293	\$20,370	\$23,650	\$28,807	\$36,500
53-7062	Laborers and freight, stock, and material movers, hand	1,510	8.01	\$12.55	\$26,112	2.37	\$9.01	\$10.16	\$12.02	\$14.56	\$17.18	\$18,733	\$21,139	\$24,994	\$30,290	\$35,740
53-7064	Packers and packagers, hand	620	11.57	\$11.48	\$23,880	3.68	\$8.50	\$8.91	\$9.69	\$13.44	\$16.70	\$17,681	\$18,526	\$20,159	\$27,956	\$34,726
53-7081	Refuse and recyclable material collectors	60	8.79	\$16.17	\$33,629	3.76	\$12.47	\$14.13	\$16.36	\$18.18	\$19.99	\$25,943	\$29,387	\$34,029	\$37,816	\$41,589

Occupational Code	Occupational Title	Employment Estimate	Employment Percentage Relative Standard Error	Average Hourly Wage	Average Annual Wage	Wage Percentage Relative Standard Error	10th Percentile (Hourly)	25th Percentile (Hourly)	50th Percentile (Hourly)	75th Percentile (Hourly)	90th Percentile (Hourly)	10th Percentile (Annual)	25th Percentile (Annual)	50th Percentile (Annual)	75th Percentile (Annual)	90th Percentile (Annual)
<b>00-0000</b>	<b>Total all occupations</b>	<b>260,880</b>	<b>1.71</b>	<b>\$22.89</b>	<b>\$47,604</b>	<b>1.91</b>	<b>\$9.06</b>	<b>\$11.36</b>	<b>\$17.31</b>	<b>\$28.15</b>	<b>\$43.93</b>	<b>\$18,848</b>	<b>\$23,619</b>	<b>\$36,007</b>	<b>\$58,562</b>	<b>\$91,365</b>
<b>11-0000</b>	<b>Management</b>	<b>10,470</b>	<b>2.75</b>	<b>\$54.05</b>	<b>\$112,422</b>	<b>1.89</b>	<b>\$23.87</b>	<b>\$33.31</b>	<b>\$46.79</b>	<b>\$67.99</b>	<b>\$93.28</b>	<b>\$49,645</b>	<b>\$69,285</b>	<b>\$97,325</b>	<b>\$141,428</b>	<b>\$194,023</b>
11-1011	Chief executives	#	#	\$81.45	\$169,409	5.39	\$48.40	\$59.76	\$73.91	\$94.88	#	\$100,663	\$124,295	\$153,737	\$197,353	#
11-1021	General and operations managers	3,950	4.25	\$55.10	\$114,604	2.76	\$20.11	\$30.21	\$44.99	\$70.64	#	\$41,838	\$62,844	\$93,579	\$146,932	#
11-1031	Legislators	30	33.33	#	\$59,501	27.04	#	#	#	#	#	\$17,790	\$18,799	\$52,053	\$85,321	\$100,298
11-2011	Advertising and promotions managers	20	33.85	\$56.29	\$117,074	7.5	\$30.56	\$38.76	\$46.84	\$73.54	\$93.31	\$63,558	\$80,614	\$97,435	\$152,969	\$194,094
11-2021	Marketing managers	170	11.19	\$65.60	\$136,456	4.75	\$30.25	\$41.40	\$66.21	\$83.56	#	\$62,916	\$86,121	\$137,719	\$173,799	#
11-2022	Sales managers	350	12.42	\$64.35	\$133,842	3.74	\$31.72	\$41.01	\$62.81	\$82.67	#	\$65,973	\$85,293	\$130,641	\$171,954	#
11-2031	Public relations and fundraising managers	100	8.11	\$54.74	\$113,865	3.19	\$29.46	\$40.67	\$49.60	\$72.08	\$88.70	\$61,271	\$84,595	\$103,177	\$149,937	\$184,493
11-3011	Administrative services managers	270	6.17	\$42.64	\$88,700	4.39	\$22.54	\$28.69	\$37.77	\$54.50	\$66.19	\$46,884	\$59,682	\$78,553	\$113,370	\$137,683
11-3021	Computer and information systems managers	630	7.86	\$72.02	\$149,795	3.93	\$43.45	\$53.99	\$68.89	\$85.70	#	\$90,379	\$112,290	\$143,301	\$178,246	#
11-3031	Financial managers	340	6.61	\$62.77	\$130,556	3.65	\$37.00	\$46.00	\$58.57	\$72.97	\$93.61	\$76,970	\$95,670	\$121,825	\$151,773	\$194,707
11-3051	Industrial production managers	90	16.66	\$46.83	\$97,412	7.01	\$21.36	\$33.32	\$39.65	\$61.62	\$75.86	\$44,430	\$69,296	\$82,482	\$128,165	\$157,780
11-3061	Purchasing managers	#	#	\$62.62	\$130,240	2.78	\$43.50	\$50.39	\$62.22	\$74.49	\$87.74	\$90,483	\$104,801	\$129,419	\$154,948	\$182,489
11-3071	Transportation, storage, and distribution managers	70	20.1	\$49.29	\$102,516	3.19	\$31.34	\$36.34	\$48.15	\$58.94	\$75.20	\$65,190	\$75,583	\$100,154	\$122,585	\$156,412
11-3111	Compensation and benefits managers	10	13.72	\$63.24	\$131,544	13.95	\$29.13	\$36.12	\$52.92	\$85.63	#	\$60,581	\$75,137	\$110,082	\$178,114	#
11-3121	Human resources managers	120	11.79	\$59.50	\$123,755	3.13	\$36.11	\$43.14	\$56.67	\$72.37	\$85.96	\$75,117	\$89,728	\$117,877	\$150,529	\$178,788
11-3131	Training and development managers	40	9.93	\$52.62	\$109,453	3.92	\$34.38	\$41.48	\$51.68	\$61.38	\$75.43	\$71,517	\$86,274	\$107,489	\$127,667	\$156,889
11-9021	Construction managers	450	13.21	\$45.73	\$95,108	4.63	\$27.51	\$33.30	\$40.97	\$52.88	\$67.60	\$57,224	\$69,255	\$85,219	\$109,998	\$140,615
11-9031	Education administrators, preschool and childcare center/program	50	34.75	\$23.53	\$48,947	5.19	\$17.58	\$20.64	\$23.34	\$26.84	\$29.35	\$36,574	\$42,937	\$48,542	\$55,831	\$61,057
11-9032	Education administrators, elementary and secondary school	670	1.67	#	\$85,076	1.27	#	#	#	#	#	\$64,852	\$72,204	\$84,346	\$96,755	\$110,613
11-9033	Education administrators, postsecondary	250	12.62	\$30.68	\$63,815	7.5	\$16.03	\$20.13	\$26.47	\$37.53	\$47.48	\$33,337	\$41,861	\$55,067	\$78,065	\$98,750
11-9039	Education administrators, all other	320	3.11	\$46.04	\$95,772	2.3	\$30.58	\$36.19	\$43.96	\$53.66	\$64.11	\$63,610	\$75,268	\$91,436	\$111,621	\$133,349
11-9041	Architectural and engineering managers	450	11.54	\$77.52	\$161,242	4.24	\$45.73	\$61.06	\$73.84	\$90.87	#	\$95,113	\$126,998	\$153,579	\$189,007	#
11-9051	Food service managers	160	20.92	\$31.78	\$66,095	7.53	\$19.31	\$24.72	\$29.10	\$36.23	\$46.38	\$40,161	\$51,420	\$60,531	\$75,358	\$96,476
11-9071	Gaming managers	#	#	\$22.83	\$47,495	7.52	\$19.64	\$20.63	\$22.27	\$23.92	\$28.27	\$40,847	\$42,903	\$46,329	\$49,755	\$58,794
11-9081	Lodging managers	#	#	\$20.98	\$43,649	6.85	\$15.01	\$16.20	\$18.20	\$26.86	\$29.45	\$31,224	\$33,697	\$37,847	\$55,867	\$61,263
11-9111	Medical and health services managers	510	13.48	\$52.52	\$109,243	11.22	\$23.89	\$31.85	\$42.96	\$57.89	#	\$49,687	\$66,247	\$89,358	\$120,410	#
11-9121	Natural sciences managers	30	32.12	\$52.50	\$109,210	2.95	\$36.98	\$50.43	\$54.99	\$59.55	\$61.64	\$76,918	\$104,896	\$114,383	\$123,870	\$128,218
11-9131	Postmasters and mail superintendents	10	0	\$35.05	\$72,904	2.92	\$29.26	\$32.16	\$35.99	\$38.44	\$42.25	\$60,869	\$66,903	\$74,870	\$79,966	\$87,872
11-9141	Property, real estate, and community association managers	200	30.77	\$37.11	\$77,194	8.46	\$17.29	\$23.28	\$34.80	\$49.58	\$59.29	\$35,965	\$48,413	\$72,392	\$103,137	\$123,320
11-9151	Social and community service managers	160	9.46	\$40.56	\$84,367	3.47	\$21.19	\$28.86	\$40.93	\$50.91	\$60.12	\$44,076	\$60,037	\$85,143	\$105,885	\$125,058
11-9161	Emergency management directors	10	7.26	\$36.16	\$75,212	4.32	\$25.97	\$31.59	\$34.62	\$37.64	\$58.83	\$54,023	\$65,712	\$72,006	\$78,301	\$122,371
11-9199	Managers, all other	750	7.66	\$55.12	\$114,655	5.01	\$29.48	\$39.85	\$50.98	\$64.33	\$86.96	\$61,310	\$82,879	\$106,030	\$133,797	\$180,873
<b>13-0000</b>	<b>Business and financial operations</b>	<b>16,450</b>	<b>3.72</b>	<b>\$34.58</b>	<b>\$71,927</b>	<b>1.93</b>	<b>\$16.37</b>	<b>\$23.05</b>	<b>\$31.93</b>	<b>\$42.94</b>	<b>\$53.59</b>	<b>\$34,057</b>	<b>\$47,943</b>	<b>\$66,410</b>	<b>\$89,315</b>	<b>\$111,470</b>
13-1011	Agents and business managers of artists, performers, and athletes	20	28.74	#	#	#	#	#	#	#	#	#	#	#	#	#
13-1022	Wholesale and retail buyers, except farm products	90	34.12	\$20.26	\$42,141	8.13	\$13.20	\$15.15	\$17.84	\$23.88	\$30.65	\$27,453	\$31,511	\$37,108	\$49,669	\$63,754
13-1023	Purchasing agents, except wholesale, retail, and farm products	820	7.88	\$34.54	\$71,835	2.71	\$20.26	\$25.74	\$34.08	\$42.30	\$50.08	\$42,144	\$53,533	\$70,884	\$87,994	\$104,166
13-1031	Claims adjusters, examiners, and investigators	220	27.88	\$30.50	\$63,446	5.78	\$19.65	\$23.73	\$31.61	\$36.40	\$41.71	\$40,875	\$49,367	\$65,745	\$75,713	\$86,750
13-1041	Compliance officers, except agriculture, construction, health and safety, and transportation	380	12.59	\$33.83	\$70,357	2.56	\$18.43	\$25.27	\$33.34	\$41.99	\$50.01	\$38,331	\$52,560	\$69,338	\$87,346	\$104,010
13-1051	Cost estimators	630	13.92	\$31.94	\$66,437	5.87	\$17.14	\$22.08	\$28.36	\$37.43	\$47.11	\$35,654	\$45,921	\$58,983	\$77,847	\$97,980
13-1071	Human resources specialists	1,030	5.68	\$28.61	\$59,514	2.19	\$16.49	\$21.01	\$27.12	\$35.12	\$43.91	\$34,292	\$43,708	\$56,409	\$73,058	\$91,331
13-1075	Labor relations specialists	30	36.12	\$37.31	\$77,608	2.92	\$24.25	\$28.91	\$38.27	\$47.22	\$56.96	\$50,440	\$60,134	\$79,592	\$98,214	\$118,484
13-1081	Logisticians	570	19.31	\$37.83	\$78,686	3.94	\$22.49	\$29.11	\$37.83	\$45.08	\$53.17	\$46,786	\$60,540	\$78,685	\$93,770	\$110,587
13-1111	Management analysts	1,070	10.84	\$42.11	\$87,579	7.61	\$19.32	\$27.23	\$38.24	\$48.16	\$67.38	\$40,181	\$56,638	\$79,548	\$100,163	\$140,142
13-1121	Meeting, convention, and event planners	250	10.26	\$20.58	\$42,813	5.62	\$9.21	\$14.77	\$19.08	\$24.74	\$33.63	\$19,159	\$30,731	\$39,676	\$51,454	\$69,957
13-1131	Fundraisers	200	7.1	\$31.47	\$65,462	4.94	\$17.10	\$21.80	\$28.00	\$39.93	\$48.76	\$35,565	\$45,344	\$58,238	\$83,050	\$101,422

# Data unavailable

Occupational Code	Occupational Title	Employment Estimate	Employment Percentage Relative Standard Error	Average Hourly Wage	Average Annual Wage	Wage Percentage Relative Standard Error	10th Percentile (Hourly)	25th Percentile (Hourly)	50th Percentile (Hourly)	75th Percentile (Hourly)	90th Percentile (Hourly)	10th Percentile (Annual)	25th Percentile (Annual)	50th Percentile (Annual)	75th Percentile (Annual)	90th Percentile (Annual)
13-1141	Compensation, benefits, and job analysis specialists	70	8.29	\$31.01	\$64,507	3.73	\$19.46	\$22.26	\$28.40	\$37.09	\$48.90	\$40,480	\$46,294	\$59,080	\$77,146	\$101,720
13-1151	Training and development specialists	610	11.91	\$35.76	\$74,376	4.94	\$18.06	\$23.56	\$31.16	\$45.67	\$66.05	\$37,567	\$48,997	\$64,817	\$94,997	\$137,388
13-1161	Market research analysts and marketing specialists	1,140	9.65	\$29.16	\$60,643	3.46	\$11.94	\$16.48	\$26.50	\$37.80	\$49.49	\$24,838	\$34,288	\$55,123	\$78,615	\$102,939
13-1199	Business operations specialists, all other	4,610	6.54	\$37.31	\$77,598	2.61	\$16.88	\$25.60	\$35.76	\$45.48	\$56.53	\$35,101	\$53,243	\$74,380	\$94,593	\$119,591
13-2011	Accountants and auditors	2,510	6.36	\$31.66	\$65,855	2.27	\$16.95	\$21.20	\$29.11	\$38.78	\$48.91	\$35,263	\$44,098	\$60,543	\$80,653	\$101,723
13-2031	Budget analysts	200	3.22	\$35.81	\$74,487	1.88	\$26.37	\$29.55	\$34.73	\$41.15	\$47.56	\$54,854	\$61,464	\$72,233	\$85,584	\$98,933
13-2041	Credit analysts	30	0.58	\$43.35	\$90,172	5.28	\$18.61	\$29.80	\$36.59	\$50.41	\$74.01	\$38,709	\$61,992	\$76,107	\$104,852	\$153,938
13-2051	Financial analysts	170	31.19	\$42.36	\$88,118	2.83	\$24.03	\$28.27	\$42.45	\$55.95	\$61.35	\$49,988	\$58,793	\$88,292	\$116,376	\$127,600
13-2052	Personal financial advisors	510	16.49	\$44.23	\$91,989	8.58	\$21.63	\$28.64	\$39.15	\$47.01	\$82.52	\$44,984	\$59,565	\$81,434	\$97,790	\$171,645
13-2053	Insurance underwriters	#	#	\$21.02	\$43,713	3.05	\$15.72	\$16.73	\$18.41	\$22.59	\$34.28	\$32,707	\$34,801	\$38,292	\$46,984	\$71,306
13-2061	Financial examiners	20	24.82	\$32.13	\$66,831	5.4	\$19.19	\$21.43	\$32.05	\$40.97	\$52.47	\$39,915	\$44,581	\$66,656	\$85,217	\$109,141
13-2072	Loan officers	410	15.58	\$32.89	\$68,420	7.97	\$9.51	\$23.77	\$29.14	\$39.85	\$57.49	\$19,784	\$49,450	\$60,621	\$82,886	\$119,571
13-2081	Tax examiners and collectors, and revenue agents	40	0	\$28.55	\$59,381	1.63	\$17.28	\$21.68	\$26.38	\$33.75	\$42.81	\$35,946	\$45,088	\$54,869	\$70,196	\$89,042
13-2099	Financial specialists, all other	310	23.93	\$35.46	\$73,756	4.58	\$22.80	\$27.92	\$34.87	\$43.38	\$50.82	\$47,427	\$58,074	\$72,539	\$90,238	\$105,713
<b>15-0000</b>	<b>Computer and mathematical</b>	<b>13,260</b>	<b>3.33</b>	<b>\$42.47</b>	<b>\$88,341</b>	<b>2.2</b>	<b>\$20.18</b>	<b>\$30.43</b>	<b>\$41.89</b>	<b>\$54.35</b>	<b>\$66.58</b>	<b>\$41,969</b>	<b>\$63,286</b>	<b>\$87,135</b>	<b>\$113,043</b>	<b>\$138,489</b>
15-1111	Computer and information research scientists	60	28.72	\$52.14	\$108,450	8.3	\$37.12	\$40.50	\$46.65	\$65.81	\$72.18	\$77,214	\$84,234	\$97,038	\$136,878	\$150,135
15-1121	Computer systems analysts	870	14.46	\$43.29	\$90,041	4.87	\$25.27	\$34.01	\$43.97	\$53.91	\$61.89	\$52,562	\$70,732	\$91,459	\$112,133	\$128,729
15-1122	Information security analysts	430	28.81	\$49.64	\$103,246	2.73	\$34.42	\$40.77	\$50.01	\$58.61	\$67.53	\$71,596	\$84,808	\$104,030	\$121,899	\$140,457
15-1131	Computer programmers	370	15.67	\$37.53	\$78,060	3.71	\$24.12	\$28.54	\$36.18	\$45.30	\$56.14	\$50,161	\$59,360	\$75,263	\$94,232	\$116,774
15-1132	Software developers, applications	3,250	9.21	\$50.06	\$104,131	3.04	\$29.68	\$39.11	\$50.10	\$61.34	\$72.84	\$61,740	\$81,357	\$104,212	\$127,584	\$151,501
15-1133	Software developers, systems software	2,010	11.9	\$54.16	\$112,660	2.13	\$35.39	\$43.04	\$53.47	\$65.07	\$76.86	\$73,621	\$89,524	\$111,211	\$135,339	\$159,870
15-1134	Web developers	270	20.64	\$28.26	\$58,778	6.23	\$16.08	\$17.88	\$24.67	\$35.21	\$43.58	\$33,445	\$37,182	\$51,307	\$73,228	\$90,646
15-1141	Database administrators	310	24.64	\$38.67	\$80,430	5.55	\$17.90	\$31.31	\$40.46	\$48.67	\$56.79	\$37,242	\$65,133	\$84,147	\$101,228	\$118,133
15-1142	Network and computer systems administrators	1,230	12.99	\$35.63	\$74,112	2.78	\$21.47	\$27.54	\$34.75	\$43.69	\$52.50	\$44,665	\$57,287	\$72,281	\$90,865	\$109,207
15-1143	Computer network architects	460	13.08	\$44.89	\$93,362	5.11	\$29.76	\$34.24	\$42.06	\$56.09	\$69.10	\$61,904	\$71,217	\$87,494	\$116,675	\$143,723
15-1151	Computer user support specialists	2,130	10.03	\$26.08	\$54,240	4.59	\$13.98	\$17.15	\$24.10	\$32.12	\$44.28	\$29,070	\$35,676	\$50,126	\$66,818	\$92,111
15-1152	Computer network support specialists	500	18.58	\$36.39	\$75,694	5.23	\$17.96	\$23.59	\$38.82	\$46.84	\$56.01	\$37,355	\$49,067	\$80,743	\$97,429	\$116,498
15-1199	Computer occupations, all other	1,150	6.48	\$40.78	\$84,830	2.27	\$29.15	\$33.70	\$38.80	\$46.81	\$56.23	\$60,622	\$70,094	\$80,701	\$97,371	\$116,953
15-2031	Operations research analysts	190	10.29	\$49.98	\$103,954	3.55	\$30.69	\$39.88	\$51.34	\$61.08	\$68.28	\$63,835	\$82,943	\$106,779	\$127,048	\$142,012
15-2041	Statisticians	30	23.64	\$37.95	\$78,940	2.39	\$31.68	\$33.66	\$37.42	\$43.36	\$46.38	\$65,897	\$70,013	\$77,829	\$90,183	\$96,461
<b>17-0000</b>	<b>Architecture and engineering</b>	<b>7,280</b>	<b>10.77</b>	<b>\$39.14</b>	<b>\$81,409</b>	<b>2.97</b>	<b>\$17.00</b>	<b>\$24.79</b>	<b>\$36.84</b>	<b>\$51.54</b>	<b>\$66.21</b>	<b>\$35,360</b>	<b>\$51,560</b>	<b>\$76,620</b>	<b>\$107,197</b>	<b>\$137,709</b>
17-1011	Architects, except landscape and naval	190	15.65	\$32.79	\$68,212	7.37	\$18.53	\$22.67	\$29.21	\$39.38	\$52.17	\$38,549	\$47,158	\$60,766	\$81,905	\$108,505
17-1012	Landscape architects	#	#	\$34.68	\$72,139	6.25	\$27.81	\$31.84	\$34.60	\$37.36	\$40.24	\$57,854	\$66,232	\$71,969	\$77,705	\$83,699
17-1021	Cartographers and photogrammetrists	20	31.96	\$25.99	\$54,057	8.97	\$13.85	\$20.07	\$25.45	\$30.51	\$42.11	\$28,808	\$41,746	\$52,946	\$63,460	\$87,598
17-1022	Surveyors	100	25.47	\$23.74	\$49,388	4.81	\$13.58	\$17.43	\$24.39	\$28.44	\$33.45	\$28,251	\$36,249	\$50,732	\$59,155	\$69,586
17-2011	Aerospace engineers	190	27.72	\$63.58	\$132,246	4.78	\$32.75	\$48.16	\$66.20	\$75.80	\$91.60	\$68,119	\$100,168	\$137,697	\$157,671	\$190,532
17-2041	Chemical engineers	50	46.43	\$39.28	\$81,710	8.61	\$24.99	\$30.00	\$36.22	\$45.32	\$65.73	\$51,984	\$62,392	\$75,328	\$94,257	\$136,714
17-2051	Civil engineers	600	25.75	\$40.51	\$84,266	2.44	\$27.32	\$33.75	\$39.45	\$46.81	\$54.31	\$56,833	\$70,198	\$82,057	\$97,369	\$112,967
17-2061	Computer hardware engineers	660	25.12	\$56.18	\$116,862	1.77	\$36.48	\$45.23	\$56.20	\$68.57	\$77.85	\$75,881	\$94,071	\$116,901	\$142,626	\$161,932
17-2071	Electrical engineers	520	27.47	\$49.85	\$103,685	2.85	\$30.41	\$41.20	\$49.38	\$58.34	\$67.92	\$63,246	\$85,693	\$102,703	\$121,343	\$141,263
17-2072	Electronics engineers, except computer	810	18.38	\$50.23	\$104,479	2.7	\$33.98	\$41.10	\$48.39	\$59.46	\$72.52	\$70,688	\$85,484	\$100,652	\$123,681	\$150,850
17-2081	Environmental engineers	100	28.38	\$38.41	\$79,899	4.82	\$26.47	\$30.55	\$37.12	\$46.24	\$53.29	\$55,050	\$63,535	\$77,213	\$96,180	\$110,844
17-2111	Health and safety engineers, except mining safety engineers and inspectors	40	40.02	\$48.88	\$101,676	5.06	\$33.25	\$36.62	\$51.40	\$59.17	\$66.96	\$69,158	\$76,177	\$106,902	\$123,067	\$139,287
17-2112	Industrial engineers	390	20.78	\$47.00	\$97,760	4.8	\$25.48	\$33.63	\$47.92	\$60.59	\$72.03	\$52,994	\$69,943	\$99,673	\$126,025	\$149,821
17-2141	Mechanical engineers	660	31.51	\$34.51	\$71,788	5.67	\$19.14	\$24.42	\$33.06	\$42.39	\$51.65	\$39,808	\$50,795	\$68,759	\$88,167	\$107,431
17-2199	Engineers, all other	380	7.85	\$52.44	\$109,082	2.43	\$34.50	\$43.88	\$52.17	\$62.12	\$72.51	\$71,758	\$91,268	\$108,506	\$129,218	\$150,827
17-3011	Architectural and civil drafters	150	22.17	\$24.50	\$50,969	7.04	\$16.45	\$18.80	\$22.97	\$29.19	\$36.07	\$34,216	\$39,102	\$47,773	\$60,705	\$75,027
17-3012	Electrical and electronics drafters	100	38.25	\$36.46	\$75,847	4.91	\$22.57	\$27.30	\$34.33	\$44.94	\$56.65	\$46,954	\$56,784	\$71,399	\$93,469	\$117,839
17-3013	Mechanical drafters	120	36.72	\$20.56	\$42,768	16.12	\$10.83	\$12.77	\$19.13	\$27.30	\$30.15	\$22,526	\$26,567	\$39,781	\$56,782	\$62,704
17-3019	Drafters, all other	20	39	\$24.05	\$50,021	5.42	\$19.19	\$20.43	\$22.50	\$28.59	\$33.98	\$39,912	\$42,497	\$46,807	\$59,469	\$70,682

# Data unavailable

Occupational Code	Occupational Title	Employment Estimate	Employment Percentage Relative Standard Error	Average Hourly Wage	Average Annual Wage	Wage Percentage Relative Standard Error	10th Percentile (Hourly)	25th Percentile (Hourly)	50th Percentile (Hourly)	75th Percentile (Hourly)	90th Percentile (Hourly)	10th Percentile (Annual)	25th Percentile (Annual)	50th Percentile (Annual)	75th Percentile (Annual)	90th Percentile (Annual)
17-3021	Aerospace engineering and operations technicians	#	#	\$34.53	\$71,820	6.73	\$24.19	\$31.36	\$34.63	\$37.91	\$47.16	\$50,317	\$65,229	\$72,030	\$78,845	\$98,089
17-3022	Civil engineering technicians	260	38.29	\$20.48	\$42,603	5.67	\$12.79	\$14.54	\$17.86	\$26.38	\$32.64	\$26,605	\$30,242	\$37,139	\$54,874	\$67,901
17-3023	Electrical and electronics engineering technicians	290	14.12	\$28.18	\$58,613	2.44	\$18.65	\$22.70	\$27.76	\$32.60	\$38.14	\$38,792	\$47,223	\$57,751	\$67,811	\$79,322
17-3025	Environmental engineering technicians	30	24.73	\$20.03	\$41,672	14.38	\$10.79	\$13.18	\$18.42	\$25.43	\$28.96	\$22,441	\$27,405	\$38,312	\$52,887	\$60,243
17-3026	Industrial engineering technicians	270	0.86	\$26.81	\$55,768	4.62	\$17.08	\$21.13	\$27.32	\$32.86	\$36.56	\$35,536	\$43,947	\$56,831	\$68,344	\$76,053
17-3027	Mechanical engineering technicians	80	37.13	\$31.40	\$65,313	6.4	\$17.54	\$24.83	\$30.66	\$38.73	\$45.48	\$36,479	\$51,654	\$63,772	\$80,557	\$94,605
17-3029	Engineering technicians, except drafters, all other	150	33.42	\$29.21	\$60,761	5.24	\$17.70	\$23.33	\$30.03	\$34.72	\$37.99	\$36,811	\$48,521	\$62,465	\$72,226	\$79,011
17-3031	Surveying and mapping technicians	810	39.56	\$18.58	\$38,655	3.23	\$13.51	\$15.47	\$17.39	\$20.52	\$26.71	\$28,105	\$32,182	\$36,177	\$42,676	\$55,564
<b>19-0000</b>	<b>Life, physical, and social science</b>	<b>1,540</b>	<b>5.71</b>	<b>\$32.53</b>	<b>\$67,671</b>	<b>3.18</b>	<b>\$14.70</b>	<b>\$23.18</b>	<b>\$30.98</b>	<b>\$40.49</b>	<b>\$49.49</b>	<b>\$30,567</b>	<b>\$48,205</b>	<b>\$64,437</b>	<b>\$84,222</b>	<b>\$102,945</b>
19-1023	Zoologists and wildlife biologists	30	23.9	\$31.17	\$64,825	4.12	\$24.44	\$26.38	\$29.09	\$33.78	\$44.52	\$50,836	\$54,863	\$60,518	\$70,273	\$92,593
19-1029	Biological scientists, all other	#	#	\$28.29	\$58,833	13.73	\$13.12	\$14.67	\$32.16	\$36.45	\$42.75	\$27,289	\$30,521	\$66,891	\$75,819	\$88,910
19-1031	Conservation scientists	10	0	\$35.29	\$73,395	2.5	\$28.09	\$30.26	\$35.43	\$40.49	\$43.86	\$58,428	\$62,933	\$73,702	\$84,227	\$91,234
19-1042	Medical scientists, except epidemiologists	40	46.19	\$32.52	\$67,637	20.26	\$13.94	\$18.71	\$26.99	\$34.37	\$43.12	\$28,997	\$38,915	\$56,135	\$71,497	\$89,681
19-2031	Chemists	70	32.6	\$36.09	\$75,064	7.39	\$24.98	\$29.33	\$34.53	\$40.49	\$53.62	\$51,952	\$61,017	\$71,815	\$84,219	\$111,532
19-2041	Environmental scientists and specialists, including health	80	15.19	\$36.35	\$75,618	5.66	\$22.55	\$30.04	\$36.53	\$43.69	\$48.66	\$46,902	\$62,474	\$75,991	\$90,866	\$101,216
19-2042	Geoscientists, except hydrologists and geographers	80	39.16	\$25.70	\$53,458	18.74	\$12.84	\$14.27	\$20.66	\$36.07	\$45.65	\$26,713	\$29,673	\$42,979	\$75,022	\$94,947
19-3031	Clinical, counseling, and school psychologists	400	7.67	\$32.52	\$67,638	4.62	\$13.79	\$24.36	\$30.92	\$38.87	\$51.34	\$28,675	\$50,668	\$64,311	\$80,845	\$106,785
19-3039	Psychologists, all other	70	16.64	\$45.98	\$95,634	2.27	\$35.99	\$44.14	\$46.82	\$49.50	\$52.17	\$74,866	\$91,812	\$97,382	\$102,957	\$108,512
19-3051	Urban and regional planners	70	16.72	\$36.48	\$75,868	2.86	\$26.94	\$31.78	\$36.65	\$42.00	\$46.58	\$56,035	\$66,095	\$76,239	\$87,364	\$96,892
19-4021	Biological technicians	60	33.1	\$28.43	\$59,135	12.46	\$14.21	\$17.50	\$24.87	\$42.10	\$47.11	\$29,557	\$36,404	\$51,739	\$67,559	\$97,994
19-4031	Chemical technicians	80	46.07	\$25.82	\$53,711	4.01	\$15.98	\$21.33	\$26.32	\$31.14	\$35.19	\$33,243	\$44,363	\$54,755	\$64,778	\$73,185
19-4041	Geological and petroleum technicians	#	#	\$27.71	\$57,634	26.27	\$16.18	\$17.64	\$21.58	\$36.99	\$50.96	\$33,650	\$36,692	\$44,882	\$76,948	\$106,004
19-4091	Environmental science and protection technicians, including health	#	#	\$25.80	\$53,670	3.5	\$20.29	\$22.23	\$25.34	\$29.16	\$33.13	\$42,207	\$46,247	\$52,709	\$60,654	\$68,909
19-4092	Forensic science technicians	40	26.2	\$27.94	\$58,117	5.21	\$20.61	\$23.99	\$27.41	\$31.58	\$37.13	\$42,867	\$49,909	\$57,017	\$65,685	\$77,239
19-4093	Forest and conservation technicians	70	0	\$17.90	\$37,239	1.92	\$13.72	\$13.73	\$15.36	\$20.93	\$25.59	\$28,540	\$28,552	\$31,943	\$43,532	\$53,232
<b>21-0000</b>	<b>Community and social services</b>	<b>4,450</b>	<b>6.59</b>	<b>\$24.00</b>	<b>\$49,923</b>	<b>2.52</b>	<b>\$13.73</b>	<b>\$17.23</b>	<b>\$22.23</b>	<b>\$29.41</b>	<b>\$36.46</b>	<b>\$28,562</b>	<b>\$35,830</b>	<b>\$46,243</b>	<b>\$61,182</b>	<b>\$75,841</b>
21-1011	Substance abuse and behavioral disorder counselors	50	31.64	\$16.26	\$33,815	4.91	\$9.26	\$12.24	\$16.69	\$19.09	\$22.51	\$19,259	\$25,456	\$34,710	\$39,707	\$46,828
21-1012	Educational, guidance, school, and vocational counselors	810	4.82	\$22.74	\$47,297	1.46	\$16.28	\$18.82	\$22.02	\$26.22	\$29.98	\$33,865	\$39,153	\$45,801	\$54,542	\$62,364
21-1013	Marriage and family therapists	50	32	\$25.72	\$53,498	11.23	\$16.56	\$18.79	\$24.88	\$28.13	\$30.09	\$34,439	\$39,085	\$51,740	\$58,514	\$62,579
21-1014	Mental health counselors	800	27.03	\$26.45	\$55,019	7.32	\$15.90	\$19.61	\$27.42	\$33.30	\$36.40	\$33,071	\$40,797	\$57,027	\$69,264	\$75,716
21-1015	Rehabilitation counselors	110	43.86	\$28.07	\$58,381	13.67	\$9.96	\$12.04	\$14.27	\$24.63	\$45.85	\$20,718	\$25,053	\$29,685	\$51,239	\$95,363
21-1019	Counselors, all other	90	41.96	\$25.61	\$53,274	14.31	\$13.38	\$16.22	\$25.58	\$29.98	\$39.99	\$27,826	\$33,728	\$53,205	\$62,368	\$83,182
21-1021	Child, family, and school social workers	680	7	\$23.50	\$48,885	2.6	\$13.51	\$16.55	\$20.79	\$28.18	\$39.25	\$28,098	\$34,425	\$43,253	\$58,611	\$81,645
21-1022	Healthcare social workers	260	16.77	\$22.16	\$46,088	4.55	\$15.18	\$16.91	\$20.34	\$26.74	\$31.66	\$31,580	\$35,171	\$42,302	\$55,629	\$65,851
21-1023	Mental health and substance abuse social workers	40	11.93	\$20.06	\$41,717	6.48	\$12.70	\$14.44	\$19.34	\$23.93	\$29.44	\$26,426	\$30,034	\$40,221	\$49,770	\$61,232
21-1029	Social workers, all other	150	10.11	\$30.68	\$63,812	4.03	\$19.71	\$23.48	\$33.74	\$36.61	\$38.24	\$40,996	\$48,829	\$70,182	\$76,145	\$91,546
21-1091	Health educators	110	36.94	\$30.93	\$64,339	8.62	\$16.32	\$18.65	\$29.23	\$43.31	\$47.03	\$33,941	\$38,795	\$60,795	\$90,085	\$97,814
21-1092	Probation officers and correctional treatment specialists	280	7.65	\$26.09	\$54,270	7.86	\$11.87	\$21.91	\$25.66	\$32.34	\$38.22	\$24,699	\$45,579	\$53,374	\$67,260	\$79,494
21-1093	Social and human service assistants	350	16.7	\$17.41	\$36,217	4.27	\$12.71	\$14.56	\$17.00	\$20.27	\$23.30	\$26,431	\$30,284	\$35,366	\$42,167	\$48,464
21-1094	Community health workers	40	29.77	\$15.90	\$33,062	5.7	\$12.00	\$13.09	\$14.94	\$19.37	\$22.18	\$24,959	\$27,237	\$31,066	\$40,290	\$46,141
21-1099	Community and social service specialists, all other	290	17.55	\$21.71	\$45,164	3.32	\$13.35	\$16.21	\$20.66	\$25.34	\$32.09	\$27,763	\$33,713	\$42,979	\$52,703	\$66,738
21-2011	Clergy	40	19.2	\$23.44	\$48,755	3.54	\$13.34	\$17.32	\$22.57	\$28.36	\$33.51	\$27,740	\$36,035	\$46,935	\$58,986	\$69,704
21-2021	Directors, religious activities and education	70	19.42	\$29.94	\$62,276	5.37	\$19.31	\$22.59	\$28.39	\$35.78	\$46.73	\$40,165	\$46,997	\$59,061	\$74,425	\$97,209
21-2099	Religious workers, all other	240	8.51	\$25.87	\$53,814	2.19	\$10.51	\$16.13	\$23.78	\$33.98	\$43.22	\$21,859	\$33,559	\$49,470	\$70,676	\$89,903
<b>23-0000</b>	<b>Legal</b>	<b>1,430</b>	<b>11.43</b>	<b>\$44.45</b>	<b>\$92,463</b>	<b>8.84</b>	<b>\$18.30</b>	<b>\$25.04</b>	<b>\$32.66</b>	<b>\$52.29</b>	<b>\$77.75</b>	<b>\$38,070</b>	<b>\$52,078</b>	<b>\$67,938</b>	<b>\$108,760</b>	<b>\$161,724</b>
23-1011	Lawyers	790	8.95	\$56.96	\$118,485	12.65	\$27.23	\$31.84	\$41.78	\$67.51	#	\$56,643	\$66,218	\$86,897	\$140,414	#
23-1021	Administrative law judges, adjudicators, and hearing officers	10	0	\$51.30	\$106,701	2.54	\$29.68	\$32.09	\$49.34	\$76.13	\$80.47	\$61,744	\$66,745	\$102,630	\$158,341	\$167,368
23-1022	Arbitrators, mediators, and conciliators	10	10.62	\$29.59	\$61,537	3.68	\$16.74	\$19.12	\$22.11	\$28.63	\$64.77	\$34,818	\$39,775	\$45,987	\$59,552	\$134,727

# Data unavailable

Occupational Code	Occupational Title	Employment Estimate	Employment Percentage Relative Standard Error	Average Hourly Wage	Average Annual Wage	Wage Percentage Relative Standard Error	10th Percentile (Hourly)	25th Percentile (Hourly)	50th Percentile (Hourly)	75th Percentile (Hourly)	90th Percentile (Hourly)	10th Percentile (Annual)	25th Percentile (Annual)	50th Percentile (Annual)	75th Percentile (Annual)	90th Percentile (Annual)
23-1023	Judges, magistrate judges, and magistrates	50	4.55	\$68.82	\$143,143	5.39	\$60.42	\$60.43	\$67.58	\$70.62	\$70.62	\$125,680	\$125,693	\$140,566	\$146,880	\$146,888
23-2011	Paralegals and legal assistants	440	28.25	\$24.05	\$50,028	5.92	\$15.34	\$18.31	\$23.27	\$27.89	\$36.61	\$31,908	\$38,076	\$48,408	\$58,018	\$76,143
23-2091	Court reporters	30	30.16	\$29.72	\$61,813	3.77	\$25.83	\$27.12	\$28.60	\$32.73	\$35.59	\$53,736	\$56,409	\$59,494	\$68,086	\$74,035
23-2099	Legal support workers, all other	70	9.38	\$26.49	\$55,108	5.12	\$14.14	\$18.29	\$22.81	\$28.64	\$46.75	\$29,413	\$38,034	\$47,438	\$59,567	\$97,250
<b>25-0000</b>	<b>Education, training, and library</b>	<b>17,840</b>	<b>1.56</b>	<b>\$21.03</b>	<b>\$43,746</b>	<b>1.9</b>	<b>\$10.88</b>	<b>\$14.28</b>	<b>\$19.23</b>	<b>\$24.95</b>	<b>\$31.66</b>	<b>\$22,636</b>	<b>\$29,698</b>	<b>\$39,989</b>	<b>\$51,890</b>	<b>\$65,858</b>
25-1011	Business teachers, postsecondary	180	11.74	#	\$75,664	8.68	#	#	#	#	#	\$23,815	\$29,480	\$51,947	\$114,739	\$147,196
25-1021	Computer science teachers, postsecondary	30	2.59	#	\$72,339	11.77	#	#	#	#	#	\$28,143	\$39,538	\$66,610	\$98,768	\$121,240
25-1022	Mathematical science teachers, postsecondary	70	5.07	#	\$63,719	14.57	#	#	#	#	#	\$26,899	\$29,508	\$55,264	\$83,811	\$111,593
25-1052	Chemistry teachers, postsecondary	60	0	#	#	#	#	#	#	#	#	#	#	#	#	#
25-1061	Anthropology and archeology teachers, postsecondary	#	#	#	\$69,558	15.08	#	#	#	#	#	\$27,045	\$29,879	\$54,646	\$81,745	\$135,071
25-1063	Economics teachers, postsecondary	30	10.46	#	\$67,624	21.6	#	#	#	#	#	\$27,621	\$31,352	\$49,574	\$84,728	\$122,860
25-1064	Geography teachers, postsecondary	30	2.05	#	\$50,742	10.81	#	#	#	#	#	\$26,912	\$29,549	\$44,960	\$69,546	\$85,556
25-1066	Psychology teachers, postsecondary	#	#	#	\$65,280	10.53	#	#	#	#	#	\$27,291	\$31,132	\$51,035	\$88,704	\$114,437
25-1067	Sociology teachers, postsecondary	50	35.26	#	\$54,185	9.43	#	#	#	#	#	\$27,046	\$29,873	\$48,891	\$65,010	\$98,692
25-1071	Health specialties teachers, postsecondary	80	17.13	#	\$35,771	11.95	#	#	#	#	#	\$26,118	\$27,594	\$30,054	\$43,153	\$54,954
25-1072	Nursing instructors and teachers, postsecondary	150	10.38	#	\$57,249	6.57	#	#	#	#	#	\$29,489	\$43,018	\$53,966	\$70,760	\$83,867
25-1081	Education teachers, postsecondary	100	2.39	#	\$51,659	5.52	#	#	#	#	#	\$26,885	\$30,168	\$45,925	\$65,912	\$81,929
25-1121	Art, drama, and music teachers, postsecondary	180	16.24	#	\$49,956	18.21	#	#	#	#	#	\$26,524	\$28,582	\$33,414	\$56,790	\$97,611
25-1122	Communications teachers, postsecondary	#	#	#	\$46,520	10.93	#	#	#	#	#	\$26,667	\$28,945	\$42,255	\$56,279	\$77,818
25-1194	Vocational education teachers, postsecondary	470	8.59	\$22.90	\$47,642	7.2	\$12.67	\$14.02	\$21.56	\$27.94	\$31.04	\$26,353	\$29,167	\$44,847	\$58,111	\$64,569
25-2011	Preschool teachers, except special education	1,020	20.87	\$14.24	\$29,625	5.7	\$9.34	\$10.48	\$12.14	\$16.20	\$21.92	\$19,422	\$21,807	\$25,244	\$33,691	\$45,601
25-2012	Kindergarten teachers, except special education	510	5.07	#	\$43,571	1.92	#	#	#	#	#	\$32,034	\$35,778	\$42,335	\$49,433	\$60,216
25-2021	Elementary school teachers, except special education	3,710	2.76	#	\$45,213	1.48	#	#	#	#	#	\$32,254	\$36,600	\$44,000	\$52,683	\$61,886
25-2022	Middle school teachers, except special and career/technical educa	1,680	3.62	#	\$45,577	1.29	#	#	#	#	#	\$33,003	\$37,169	\$44,462	\$53,200	\$61,415
25-2023	Career/technical education teachers, middle school	20	0.88	#	\$53,678	2.73	#	#	#	#	#	\$39,547	\$44,417	\$52,814	\$62,346	\$73,303
25-2031	Secondary school teachers, except special and career/technical ed	2,340	2.04	#	\$46,848	1.26	#	#	#	#	#	\$33,486	\$38,324	\$45,664	\$54,852	\$62,644
25-2032	Career/technical education teachers, secondary school	60	5.96	#	\$50,703	2.25	#	#	#	#	#	\$38,483	\$43,106	\$49,559	\$57,882	\$63,855
25-2051	Special education teachers, preschool	110	1.13	#	\$45,903	1.36	#	#	#	#	#	\$34,583	\$39,537	\$44,915	\$50,343	\$59,526
25-2052	Special education teachers, kindergarten and elementary school	450	4.9	#	\$45,534	1.14	#	#	#	#	#	\$33,463	\$37,331	\$44,264	\$52,502	\$60,907
25-2053	Special education teachers, middle school	230	6.41	#	\$46,181	1.32	#	#	#	#	#	\$33,797	\$37,923	\$44,462	\$51,644	\$62,304
25-2054	Special education teachers, secondary school	320	8.57	#	\$47,645	1.2	#	#	#	#	#	\$34,342	\$39,401	\$46,174	\$54,960	\$62,404
25-3011	Adult basic and secondary education and literacy teachers and ins	#	#	\$16.33	\$33,966	3.13	\$12.43	\$13.12	\$14.27	\$19.18	\$23.83	\$25,848	\$27,289	\$29,690	\$39,901	\$49,557
25-3021	Self-enrichment education teachers	490	16.5	\$15.95	\$33,185	8.95	\$8.59	\$9.13	\$13.28	\$20.80	\$26.83	\$17,868	\$18,992	\$27,631	\$43,271	\$55,807
25-3097	Teachers and instructors, all other, except substitute teachers	310	18.74	#	\$58,357	7.31	#	#	#	#	#	\$25,455	\$37,500	\$58,076	\$73,973	\$92,563
25-4012	Curators	40	26.93	\$25.83	\$53,718	6.53	\$9.38	\$20.37	\$27.25	\$33.40	\$36.61	\$19,507	\$42,363	\$56,679	\$69,470	\$76,140
25-4021	Librarians	240	3.54	\$33.36	\$69,386	2.85	\$21.13	\$26.22	\$33.06	\$40.73	\$47.11	\$43,944	\$54,544	\$68,766	\$84,711	\$97,979
25-4031	Library technicians	360	2.2	\$15.40	\$32,038	1.78	\$10.82	\$12.74	\$15.09	\$17.91	\$20.69	\$22,496	\$26,499	\$31,382	\$37,250	\$43,028
25-9031	Instructional coordinators	350	10.23	\$37.65	\$78,312	4.74	\$19.25	\$25.92	\$36.15	\$46.18	\$57.78	\$40,050	\$53,905	\$75,201	\$96,055	\$120,192
25-9041	Teacher assistants	2,630	3.25	#	\$25,280	1.49	#	#	#	#	#	\$19,757	\$21,366	\$24,076	\$28,453	\$32,812
25-9099	Education, training, and library workers, all other	250	10.75	\$19.87	\$41,327	4.55	\$9.53	\$15.87	\$19.35	\$23.46	\$28.80	\$19,813	\$33,005	\$40,245	\$48,804	\$59,897
<b>27-0000</b>	<b>Arts, design, entertainment, sports, and media</b>	<b>4,280</b>	<b>5.87</b>	<b>\$22.74</b>	<b>\$47,295</b>	<b>3.54</b>	<b>\$9.42</b>	<b>\$13.60</b>	<b>\$20.02</b>	<b>\$28.70</b>	<b>\$40.49</b>	<b>\$19,586</b>	<b>\$28,283</b>	<b>\$41,634</b>	<b>\$59,696</b>	<b>\$84,225</b>
27-1011	Art directors	40	16.57	\$28.32	\$58,913	3.68	\$19.74	\$21.68	\$26.18	\$34.46	\$43.67	\$41,062	\$45,085	\$54,450	\$71,671	\$90,840
27-1019	Artists and related workers, all other	40	27.4	\$22.40	\$46,596	7.19	\$10.88	\$15.35	\$20.16	\$25.59	\$42.74	\$22,634	\$31,933	\$41,923	\$53,236	\$88,906
27-1023	Floral designers	120	15.24	\$12.60	\$26,200	8	\$8.54	\$9.01	\$12.35	\$14.55	\$19.03	\$17,769	\$18,744	\$25,697	\$30,270	\$39,583
27-1024	Graphic designers	360	14.5	\$23.30	\$48,465	4.43	\$13.36	\$17.07	\$21.55	\$27.98	\$38.09	\$27,779	\$35,496	\$44,832	\$58,208	\$79,227
27-1025	Interior designers	170	25.6	\$17.53	\$36,470	10.65	\$8.61	\$9.18	\$17.38	\$23.05	\$28.45	\$17,906	\$19,087	\$36,156	\$47,945	\$59,173
27-1026	Merchandise displayers and window trimmers	150	28.41	\$15.57	\$32,392	3.89	\$10.58	\$12.80	\$14.74	\$17.65	\$21.65	\$21,996	\$26,619	\$30,655	\$36,704	\$45,039

# Data unavailable

Occupational Code	Occupational Title	Employment Estimate	Employment Percentage Relative Standard Error	Average Hourly Wage	Average Annual Wage	Wage Percentage Relative Standard Error	10th Percentile (Hourly)	25th Percentile (Hourly)	50th Percentile (Hourly)	75th Percentile (Hourly)	90th Percentile (Hourly)	10th Percentile (Annual)	25th Percentile (Annual)	50th Percentile (Annual)	75th Percentile (Annual)	90th Percentile (Annual)
27-1027	Set and exhibit designers	#	#	\$24.86	\$51,716	5.37	\$16.54	\$19.17	\$26.34	\$29.05	\$30.81	\$34,406	\$39,863	\$54,778	\$60,427	\$64,086
27-2012	Producers and directors	160	11.13	\$23.62	\$49,128	5.11	\$11.69	\$14.98	\$22.98	\$28.70	\$37.07	\$24,322	\$31,161	\$47,804	\$59,690	\$77,097
27-2022	Coaches and scouts	670	18.91	#	\$37,920	5.63	#	#	#	#	#	\$18,381	\$21,878	\$30,115	\$48,097	\$68,540
27-2023	Umpires, referees, and other sports officials	110	32.23	#	\$19,984	2.74	#	#	#	#	#	\$17,601	\$18,326	\$19,536	\$21,814	\$23,565
27-2041	Music directors and composers	10	9.88	\$26.23	\$54,557	3.1	\$16.24	\$18.13	\$26.86	\$30.12	\$39.70	\$33,771	\$37,716	\$55,870	\$62,642	\$82,585
27-2042	Musicians and singers	150	8.27	\$21.55	#	7.51	\$9.19	\$19.36	\$21.05	\$22.75	\$23.76	#	#	#	#	#
27-2099	Entertainers and performers, sports and related workers, all other	70	37.02	#	#	#	#	#	#	#	#	#	#	#	#	#
27-3011	Radio and television announcers	#	#	\$24.74	\$51,466	10.36	\$9.76	\$13.30	\$21.97	\$34.94	\$45.01	\$20,292	\$27,660	\$45,690	\$72,675	\$93,619
27-3012	Public address system and other announcers	30	45.81	\$14.53	\$30,213	14.42	\$8.73	\$12.00	\$13.86	\$18.11	\$22.10	\$18,155	\$24,951	\$28,823	\$37,676	\$45,971
27-3022	Reporters and correspondents	130	39.44	\$18.45	\$38,367	3.17	\$12.69	\$14.39	\$17.95	\$21.69	\$23.84	\$26,387	\$29,938	\$37,334	\$45,115	\$49,583
27-3031	Public relations specialists	510	6.16	\$29.89	\$62,168	5	\$15.32	\$18.77	\$24.91	\$37.22	\$52.16	\$31,863	\$39,038	\$51,806	\$77,424	\$108,499
27-3041	Editors	200	17.29	\$25.85	\$53,767	10.09	\$12.90	\$14.70	\$22.61	\$34.09	\$47.03	\$26,831	\$30,579	\$47,036	\$70,908	\$97,814
27-3042	Technical writers	140	19.91	\$29.86	\$62,106	8.7	\$8.94	\$21.85	\$30.88	\$40.11	\$45.74	\$18,594	\$45,456	\$64,240	\$83,419	\$95,148
27-3043	Writers and authors	120	19.23	\$26.50	\$55,129	5.47	\$13.68	\$18.47	\$26.49	\$31.03	\$42.40	\$28,455	\$38,414	\$55,103	\$64,543	\$88,190
27-3091	Interpreters and translators	#	#	\$22.96	\$47,764	2.67	\$16.17	\$17.82	\$21.53	\$27.31	\$33.36	\$33,627	\$37,069	\$44,783	\$56,804	\$69,389
27-3099	Media and communication workers, all other	30	19.77	\$32.35	\$67,289	15.52	\$17.59	\$21.42	\$29.21	\$36.83	\$45.05	\$36,588	\$44,560	\$60,748	\$76,610	\$93,699
27-4011	Audio and video equipment technicians	100	26.6	\$19.48	\$40,528	5.42	\$12.96	\$14.40	\$17.76	\$22.71	\$29.16	\$26,954	\$29,943	\$36,941	\$47,228	\$60,657
27-4012	Broadcast technicians	40	22.82	\$19.24	\$40,026	9.76	\$8.66	\$9.34	\$16.45	\$23.93	\$37.10	\$18,016	\$19,437	\$34,211	\$49,766	\$77,162
27-4021	Photographers	120	28.86	\$13.35	\$27,765	8.78	\$8.70	\$9.69	\$12.17	\$14.52	\$21.89	\$18,106	\$20,150	\$25,304	\$30,201	\$45,526
27-4031	Camera operators, television, video, and motion picture	50	29.04	\$16.34	\$33,981	28.8	\$8.47	\$8.82	\$9.41	\$17.40	\$41.60	\$17,607	\$18,341	\$19,563	\$36,201	\$66,519
27-4032	Film and video editors	20	36.06	\$16.86	\$35,076	8.07	\$12.51	\$13.21	\$14.37	\$20.28	\$24.38	\$26,024	\$27,476	\$29,896	\$42,176	\$50,718
27-4099	Media and communication equipment workers, all other	210	7.95	\$38.30	\$79,654	4.38	\$27.61	\$34.72	\$39.38	\$44.15	\$49.50	\$57,431	\$72,227	\$81,907	\$91,826	\$102,957
<b>29-0000</b>	<b>Healthcare practitioners and technical</b>	<b>14,770</b>	<b>13.04</b>	<b>\$36.88</b>	<b>\$76,712</b>	<b>3.23</b>	<b>\$16.03</b>	<b>\$23.31</b>	<b>\$30.79</b>	<b>\$40.90</b>	<b>\$60.19</b>	<b>\$33,338</b>	<b>\$48,490</b>	<b>\$64,042</b>	<b>\$85,075</b>	<b>\$125,196</b>
29-1011	Chiropractors	110	31.83	#	#	#	#	#	#	#	#	#	#	#	#	#
29-1021	Dentists, general	#	#	\$103.02	\$214,274	15.71	\$52.13	\$77.33	#	#	#	\$108,431	\$160,851	#	#	#
29-1031	Dietitians and nutritionists	90	18.49	\$27.85	\$57,921	2.91	\$19.47	\$25.12	\$28.16	\$31.90	\$36.28	\$40,491	\$52,241	\$58,564	\$66,352	\$75,468
29-1041	Optometrists	120	17.21	\$55.21	\$114,839	9.44	\$30.04	\$43.87	\$52.28	\$64.70	\$87.67	\$62,480	\$91,258	\$108,742	\$134,574	\$182,362
29-1051	Pharmacists	560	18.74	\$51.55	\$107,220	8.91	\$17.67	\$47.25	\$55.53	\$62.71	\$71.28	\$36,753	\$98,286	\$115,502	\$130,445	\$148,270
29-1062	Family and general practitioners	220	26.54	\$79.94	\$166,285	9.65	\$47.90	\$60.09	\$84.10	\$93.40	#	\$99,631	\$124,990	\$174,925	\$194,265	#
29-1066	Psychiatrists	#	#	\$60.89	\$126,642	8.99	\$31.01	\$32.70	\$35.53	#	#	\$64,502	\$68,026	\$73,900	#	#
29-1067	Surgeons	190	28.65	\$128.27	\$266,812	11.87	\$88.56	#	#	#	#	\$184,197	#	#	#	#
29-1069	Physicians and surgeons, all other	360	17.13	\$110.02	\$228,834	7.55	\$46.30	\$83.61	#	#	#	\$96,301	\$173,916	#	#	#
29-1071	Physician assistants	220	17.94	\$46.17	\$96,037	2.47	\$37.12	\$40.49	\$43.93	\$51.07	\$59.55	\$77,210	\$84,222	\$91,379	\$106,216	\$123,858
29-1122	Occupational therapists	310	14.75	\$44.16	\$91,859	5.3	\$30.00	\$33.59	\$39.85	\$47.49	\$73.43	\$62,406	\$69,858	\$82,892	\$98,781	\$152,744
29-1123	Physical therapists	720	13.76	\$38.48	\$80,035	4.87	\$28.19	\$32.15	\$35.76	\$42.18	\$57.62	\$58,634	\$66,866	\$74,388	\$87,724	\$119,850
29-1124	Radiation therapists	40	48.47	\$41.18	\$85,652	10.02	\$20.16	\$34.94	\$43.36	\$50.14	\$57.67	\$41,923	\$72,675	\$90,196	\$104,291	\$119,945
29-1125	Recreational therapists	#	#	\$17.76	\$36,949	13.8	\$11.62	\$12.85	\$15.55	\$24.36	\$28.01	\$24,171	\$26,730	\$32,339	\$50,665	\$58,258
29-1126	Respiratory therapists	190	26.78	#	#	#	#	#	#	#	#	#	#	#	#	#
29-1127	Speech-language pathologists	340	6.3	\$41.57	\$86,469	1.75	\$27.77	\$33.56	\$40.93	\$48.31	\$59.51	\$57,753	\$69,795	\$85,136	\$100,491	\$123,779
29-1131	Veterinarians	210	13.13	\$38.23	\$79,514	6.5	\$26.96	\$31.48	\$36.14	\$45.30	\$54.40	\$56,082	\$65,474	\$75,168	\$94,223	\$113,161
29-1141	Registered nurses	5,200	23.14	\$31.73	\$65,988	1.86	\$24.73	\$26.98	\$30.57	\$36.37	\$42.59	\$51,433	\$56,113	\$63,590	\$75,647	\$88,590
29-1161	Nurse midwives	#	#	\$43.76	\$91,028	4.23	\$39.98	\$41.61	\$44.33	\$47.05	\$48.67	\$83,159	\$86,551	\$92,204	\$97,857	\$101,242
29-1171	Nurse practitioners	220	45.16	\$45.43	\$94,502	2.56	\$35.27	\$40.76	\$45.81	\$51.77	\$57.55	\$73,355	\$84,790	\$95,294	\$107,686	\$119,712
29-1181	Audiologists	20	39.51	\$42.36	\$88,113	3.51	\$33.83	\$39.98	\$43.91	\$47.88	\$52.01	\$70,357	\$83,168	\$91,340	\$99,597	\$108,188
29-1199	Health diagnosing and treating practitioners, all other	#	#	\$25.43	\$52,889	6.69	\$19.47	\$20.69	\$22.71	\$30.25	\$36.60	\$40,504	\$43,030	\$47,239	\$62,925	\$76,130
29-2011	Medical and clinical laboratory technologists	#	#	\$30.74	\$63,941	2.72	\$22.00	\$25.78	\$30.87	\$35.96	\$39.03	\$45,755	\$53,627	\$64,215	\$74,797	\$81,184
29-2012	Medical and clinical laboratory technicians	230	39.28	\$18.65	\$38,793	6.13	\$10.99	\$13.12	\$17.08	\$24.09	\$28.82	\$22,863	\$27,287	\$35,532	\$50,112	\$59,938
29-2021	Dental hygienists	420	13.97	\$35.49	\$73,821	3.08	\$30.72	\$32.50	\$35.42	\$38.93	\$44.54	\$63,903	\$67,598	\$73,680	\$80,978	\$92,637
29-2034	Radiologic technologists and technicians	380	19.95	\$28.36	\$58,983	2.36	\$20.45	\$23.46	\$27.74	\$33.42	\$37.45	\$42,529	\$48,807	\$57,689	\$69,512	\$77,906

# Data unavailable

Occupational Code	Occupational Title	Employment Estimate	Employment Percentage Relative Standard Error	Average Hourly Wage	Average Annual Wage	Wage Percentage Relative Standard Error	10th Percentile (Hourly)	25th Percentile (Hourly)	50th Percentile (Hourly)	75th Percentile (Hourly)	90th Percentile (Hourly)	10th Percentile (Annual)	25th Percentile (Annual)	50th Percentile (Annual)	75th Percentile (Annual)	90th Percentile (Annual)
29-2035	Magnetic resonance imaging technologists	50	38.93	\$35.77	\$74,399	3.22	\$27.24	\$31.06	\$35.31	\$41.22	\$46.73	\$56,664	\$64,606	\$73,436	\$85,734	\$97,200
29-2041	Emergency medical technicians and paramedics	440	40.84	\$16.49	\$34,305	3.38	\$10.10	\$11.19	\$15.45	\$18.12	\$27.54	\$20,998	\$23,274	\$32,145	\$37,686	\$57,287
29-2051	Dietetic technicians	10	44.1	\$13.63	\$28,357	4.55	\$11.78	\$12.42	\$13.48	\$14.54	\$16.84	\$24,500	\$25,835	\$28,038	\$30,241	\$35,035
29-2052	Pharmacy technicians	620	17.66	\$16.08	\$33,444	2.84	\$11.99	\$13.60	\$16.03	\$18.23	\$20.92	\$24,941	\$28,295	\$33,350	\$37,920	\$43,519
29-2055	Surgical technologists	140	23.78	\$22.55	\$46,902	1.99	\$16.45	\$18.83	\$22.22	\$26.24	\$29.11	\$34,211	\$39,161	\$46,223	\$54,585	\$60,539
29-2056	Veterinary technologists and technicians	340	33.13	\$14.93	\$31,045	3.84	\$11.09	\$12.70	\$14.51	\$17.15	\$18.96	\$23,071	\$26,418	\$30,187	\$35,674	\$39,441
29-2057	Ophthalmic medical technicians	#	#	\$18.16	\$37,781	5.49	\$12.70	\$14.26	\$16.86	\$21.56	\$27.17	\$26,425	\$29,660	\$35,061	\$44,840	\$56,508
29-2061	Licensed practical and licensed vocational nurses	710	10.63	\$22.05	\$45,854	2.37	\$17.34	\$19.45	\$21.65	\$24.67	\$28.23	\$36,068	\$40,460	\$45,028	\$51,308	\$58,728
29-2071	Medical records and health information technicians	270	18.39	\$19.90	\$41,382	2.31	\$13.73	\$15.71	\$19.03	\$23.25	\$27.41	\$28,551	\$32,670	\$39,575	\$48,363	\$57,009
29-2081	Opticians, dispensing	170	10.32	\$15.25	\$31,723	4.74	\$10.44	\$12.30	\$14.66	\$17.69	\$20.98	\$21,721	\$25,588	\$30,494	\$36,799	\$43,628
29-2099	Healthcare practitioners and technical workers, all other	20	4.95	\$22.75	\$47,314	3.7	\$13.73	\$18.66	\$21.52	\$24.23	\$35.36	\$28,555	\$38,818	\$44,760	\$50,389	\$73,539
<b>31-0000</b>	<b>Healthcare support</b>	<b>6,620</b>	<b>7.51</b>	<b>\$14.51</b>	<b>\$30,174</b>	<b>1.94</b>	<b>\$9.89</b>	<b>\$11.37</b>	<b>\$13.67</b>	<b>\$16.86</b>	<b>\$20.55</b>	<b>\$20,575</b>	<b>\$23,660</b>	<b>\$28,440</b>	<b>\$35,073</b>	<b>\$42,740</b>
31-1011	Home health aides	710	22.62	\$11.32	\$23,540	3.4	\$9.04	\$9.85	\$10.91	\$12.12	\$14.45	\$18,802	\$20,495	\$22,687	\$25,205	\$30,057
31-1014	Nursing assistants	2,350	9.94	\$12.41	\$25,815	1.5	\$9.68	\$10.65	\$12.29	\$14.04	\$15.44	\$20,126	\$22,143	\$25,566	\$29,194	\$32,121
31-2011	Occupational therapy assistants	60	41.99	\$25.17	\$52,357	3.44	\$19.88	\$21.95	\$24.95	\$27.93	\$29.72	\$41,345	\$45,662	\$51,902	\$58,100	\$61,819
31-2021	Physical therapist assistants	130	35.94	\$22.83	\$47,483	5.2	\$15.77	\$18.19	\$23.61	\$27.35	\$29.56	\$32,800	\$37,840	\$49,101	\$56,897	\$61,485
31-2022	Physical therapist aides	50	36.18	\$16.79	\$34,919	6.81	\$11.60	\$12.92	\$15.71	\$20.84	\$23.59	\$24,136	\$26,880	\$32,673	\$43,340	\$49,068
31-9011	Massage therapists	#	#	\$21.02	\$43,711	9.39	\$9.57	\$13.25	\$22.30	\$27.91	\$32.03	\$19,912	\$27,560	\$46,390	\$58,050	\$66,623
31-9091	Dental assistants	1,120	13.16	\$17.21	\$35,796	4.96	\$12.20	\$13.80	\$16.93	\$20.44	\$22.88	\$25,372	\$28,699	\$35,218	\$42,520	\$47,592
31-9092	Medical assistants	1,210	13.64	\$14.85	\$30,881	1.51	\$11.79	\$12.93	\$14.65	\$16.98	\$18.43	\$24,532	\$26,885	\$30,479	\$35,325	\$38,329
31-9093	Medical equipment preparers	90	27.44	\$16.06	\$33,411	3.7	\$11.08	\$13.39	\$15.99	\$18.14	\$21.39	\$23,038	\$27,846	\$33,252	\$37,730	\$44,493
31-9094	Medical transcriptionists	60	22.72	\$19.69	\$40,947	8.54	\$8.85	\$16.08	\$19.89	\$24.14	\$28.71	\$18,402	\$33,444	\$41,377	\$50,217	\$59,708
31-9096	Veterinary assistants and laboratory animal caretakers	#	#	\$11.25	\$23,390	3.57	\$9.29	\$10.07	\$11.11	\$12.40	\$13.94	\$19,332	\$20,944	\$23,113	\$25,783	\$28,993
31-9097	Phlebotomists	190	30.05	\$16.44	\$34,196	2	\$12.58	\$14.21	\$16.26	\$18.09	\$20.39	\$26,172	\$29,561	\$33,828	\$37,632	\$42,404
31-9099	Healthcare support workers, all other	280	4.79	\$16.30	\$33,896	2.04	\$10.75	\$12.72	\$16.10	\$19.41	\$22.26	\$22,369	\$26,460	\$33,492	\$40,370	\$46,291
<b>33-0000</b>	<b>Protective service</b>	<b>6,100</b>	<b>3.86</b>	<b>\$20.71</b>	<b>\$43,086</b>	<b>6.98</b>	<b>\$9.17</b>	<b>\$11.32</b>	<b>\$18.83</b>	<b>\$28.02</b>	<b>\$35.77</b>	<b>\$19,065</b>	<b>\$23,549</b>	<b>\$39,157</b>	<b>\$58,288</b>	<b>\$74,399</b>
33-1011	First-line supervisors of correctional officers	30	20.28	\$29.90	\$62,195	8.83	\$11.32	\$22.91	\$31.79	\$39.53	\$46.19	\$23,537	\$47,660	\$66,121	\$82,232	\$96,078
33-1012	First-line supervisors of police and detectives	110	0.75	\$42.66	\$88,739	2.03	\$24.27	\$31.65	\$44.55	\$50.82	\$60.83	\$50,472	\$65,830	\$92,659	\$105,696	\$126,532
33-1021	First-line supervisors of fire fighting and prevention workers	150	11.67	\$32.57	\$67,754	2.8	\$25.28	\$27.18	\$31.28	\$36.60	\$43.49	\$52,592	\$56,529	\$65,059	\$76,133	\$90,464
33-1099	First-line supervisors of protective service workers, all other	120	13.28	\$24.74	\$51,462	5.85	\$13.65	\$19.11	\$22.31	\$26.98	\$36.61	\$28,398	\$39,758	\$46,401	\$56,121	\$76,142
33-2011	Firefighters	950	11.58	\$20.59	\$42,827	4.17	\$11.92	\$15.92	\$21.50	\$25.47	\$28.41	\$24,797	\$33,106	\$44,723	\$52,974	\$59,090
33-2021	Fire inspectors and investigators	20	14.25	\$29.03	\$60,381	3.27	\$24.18	\$25.74	\$28.35	\$32.16	\$38.12	\$50,293	\$53,541	\$58,976	\$66,899	\$79,290
33-3012	Correctional officers and jailers	370	26.15	\$23.30	\$48,474	3.32	\$14.44	\$19.49	\$23.04	\$27.79	\$32.41	\$30,039	\$40,547	\$47,924	\$57,808	\$67,407
33-3021	Detectives and criminal investigators	160	0	\$35.22	\$73,263	1.62	\$22.61	\$25.56	\$31.43	\$40.48	\$56.85	\$47,019	\$53,168	\$65,376	\$84,202	\$118,238
33-3051	Police and sheriff's patrol officers	1,220	0.84	\$31.15	\$64,790	3.03	\$21.34	\$27.07	\$32.40	\$36.06	\$38.24	\$44,396	\$56,305	\$67,400	\$75,003	\$79,532
33-9021	Private detectives and investigators	10	43.24	#	#	#	#	#	#	#	#	#	#	#	#	#
33-9031	Gaming surveillance officers and gaming investigators	30	20.66	\$16.27	\$33,839	6.49	\$10.47	\$13.36	\$15.94	\$18.06	\$21.84	\$21,779	\$27,799	\$33,160	\$37,559	\$45,426
33-9032	Security guards	1,700	8.03	\$13.90	\$28,922	5.06	\$8.85	\$9.71	\$12.00	\$16.38	\$20.72	\$18,417	\$20,192	\$24,951	\$34,072	\$43,091
33-9091	Crossing guards	100	49.44	\$11.62	\$24,173	6.72	\$8.49	\$8.88	\$10.05	\$13.68	\$17.63	\$17,657	\$18,464	\$20,912	\$28,455	\$36,667
33-9092	Lifeguards, ski patrol, and other recreational protective service workers	360	17.06	\$9.33	\$19,399	1.59	\$8.38	\$8.61	\$8.99	\$9.50	\$11.16	\$17,436	\$17,912	\$18,705	\$19,767	\$23,207
33-9093	Transportation security screeners	80	0	\$19.18	\$39,893	#	\$17.22	\$17.27	\$18.15	\$20.39	\$22.42	\$35,826	\$35,916	\$37,762	\$42,403	\$46,627
33-9099	Protective service workers, all other	640	9.68	\$13.80	\$28,713	5.57	\$9.12	\$10.08	\$11.55	\$16.30	\$22.25	\$18,967	\$20,976	\$24,029	\$33,900	\$46,287
<b>35-0000</b>	<b>Food preparation and serving-related</b>	<b>26,370</b>	<b>2.7</b>	<b>\$10.68</b>	<b>\$22,214</b>	<b>1.19</b>	<b>\$8.43</b>	<b>\$8.73</b>	<b>\$9.22</b>	<b>\$11.28</b>	<b>\$14.88</b>	<b>\$17,532</b>	<b>\$18,153</b>	<b>\$19,188</b>	<b>\$23,464</b>	<b>\$30,951</b>

# Data unavailable

Occupational Code	Occupational Title	Employment Estimate	Employment Percentage Relative Standard Error	Average Hourly Wage	Average Annual Wage	Wage Percentage Relative Standard Error	10th Percentile (Hourly)	25th Percentile (Hourly)	50th Percentile (Hourly)	75th Percentile (Hourly)	90th Percentile (Hourly)	10th Percentile (Annual)	25th Percentile (Annual)	50th Percentile (Annual)	75th Percentile (Annual)	90th Percentile (Annual)
35-1011	Chefs and head cooks	210	26.9	\$25.25	\$52,524	2.4	\$16.85	\$21.95	\$26.07	\$28.85	\$32.37	\$35,041	\$45,653	\$54,220	\$60,017	\$67,335
35-1012	First-line supervisors of food preparation and serving workers	2,030	9.11	\$15.96	\$33,197	4.64	\$9.08	\$10.98	\$15.50	\$19.77	\$23.81	\$18,876	\$22,832	\$32,249	\$41,129	\$49,520
35-2011	Cooks, fast food	#	#	\$9.55	\$19,866	4.05	\$8.39	\$8.63	\$9.04	\$9.48	\$12.40	\$17,454	\$17,957	\$18,796	\$19,721	\$25,789
35-2012	Cooks, institution and cafeteria	960	4.76	\$12.52	\$26,051	4.41	\$9.02	\$10.04	\$11.57	\$14.18	\$17.16	\$18,760	\$20,879	\$24,057	\$29,489	\$35,692
35-2014	Cooks, restaurant	2,940	5.39	\$12.12	\$25,208	2.58	\$9.23	\$10.17	\$11.81	\$13.90	\$15.59	\$19,201	\$21,146	\$24,561	\$28,902	\$32,424
35-2015	Cooks, short order	250	29.91	\$12.97	\$26,984	7.72	\$8.67	\$9.36	\$11.74	\$16.77	\$18.22	\$18,038	\$19,469	\$24,423	\$34,888	\$37,894
35-2021	Food preparation workers	830	24.76	\$10.49	\$21,819	3.45	\$8.45	\$8.77	\$9.33	\$11.43	\$14.06	\$17,569	\$18,245	\$19,414	\$23,780	\$29,240
35-3011	Bartenders	970	11.25	\$10.24	\$21,304	5.4	\$8.37	\$8.59	\$8.95	\$9.33	\$13.62	\$17,418	\$17,868	\$18,618	\$19,397	\$28,324
35-3021	Combined food preparation and serving workers, including fast food	7,370	9.83	\$9.65	\$20,077	1.67	\$8.39	\$8.64	\$9.05	\$9.77	\$11.78	\$17,458	\$17,968	\$18,818	\$20,312	\$24,510
35-3022	Counter attendants, cafeteria, food concession, and coffee shop	310	33.16	\$9.72	\$20,223	2.93	\$8.42	\$8.70	\$9.17	\$10.37	\$12.04	\$17,508	\$18,093	\$19,068	\$21,566	\$25,046
35-3031	Waiters and waitresses	5,770	5.08	\$9.46	\$19,685	2.28	\$8.37	\$8.58	\$8.93	\$9.29	\$10.86	\$17,410	\$17,848	\$18,578	\$19,330	\$22,586
35-3041	Food servers, nonrestaurant	740	23.85	\$10.46	\$21,757	3.07	\$8.48	\$8.85	\$9.60	\$11.51	\$13.79	\$17,637	\$18,415	\$19,965	\$23,938	\$28,685
35-9011	Dining room and cafeteria attendants and bartender helpers	820	20.55	\$9.00	\$18,729	1.83	\$8.36	\$8.56	\$8.89	\$9.22	\$9.47	\$17,392	\$17,802	\$18,486	\$19,171	\$19,701
35-9021	Dishwashers	870	22.58	\$9.67	\$20,115	2.82	\$8.44	\$8.76	\$9.30	\$10.67	\$11.53	\$17,557	\$18,215	\$19,340	\$22,189	\$23,982
35-9031	Hosts and hostesses, restaurant, lounge, and coffee shop	780	16.19	\$9.65	\$20,077	2.06	\$8.40	\$8.66	\$9.09	\$9.85	\$11.53	\$17,476	\$18,013	\$18,908	\$20,481	\$23,981
35-9099	Food preparation and serving related workers, all other	130	28.45	\$10.30	\$21,433	4.09	\$8.53	\$8.98	\$9.95	\$11.05	\$13.26	\$17,740	\$18,673	\$20,697	\$22,978	\$27,579
<b>37-0000</b>	<b>Building and grounds cleaning and maintenance</b>	<b>8,820</b>	<b>7.13</b>	<b>\$12.43</b>	<b>\$25,851</b>	<b>2.23</b>	<b>\$8.66</b>	<b>\$9.30</b>	<b>\$11.07</b>	<b>\$14.17</b>	<b>\$18.04</b>	<b>\$18,007</b>	<b>\$19,343</b>	<b>\$23,021</b>	<b>\$29,479</b>	<b>\$37,528</b>
37-1011	First-line supervisors of housekeeping and janitorial workers	240	21.93	\$18.65	\$38,802	4.02	\$11.37	\$13.46	\$17.62	\$23.24	\$28.41	\$23,644	\$27,993	\$36,639	\$48,343	\$59,087
37-1012	First-line supervisors of landscaping, lawn service, and grounds	170	38.36	\$29.81	\$62,012	6.41	\$19.70	\$24.92	\$31.64	\$35.55	\$37.93	\$40,978	\$51,837	\$65,815	\$73,945	\$78,897
37-2011	Janitors and cleaners, except maids and housekeeping cleaners	3,560	9.75	\$12.59	\$26,195	2.47	\$8.69	\$9.44	\$11.98	\$14.65	\$17.70	\$18,071	\$19,642	\$24,914	\$30,473	\$36,819
37-2012	Maids and housekeeping cleaners	2,290	17.83	\$10.13	\$21,063	2.65	\$8.50	\$8.90	\$9.59	\$10.93	\$11.74	\$17,679	\$18,520	\$19,947	\$22,732	\$24,412
37-2021	Pest control workers	80	9.21	\$17.16	\$35,703	7.51	\$12.70	\$13.91	\$17.04	\$20.55	\$22.52	\$26,413	\$28,931	\$35,434	\$42,754	\$46,835
37-3011	Landscaping and groundskeeping workers	2,300	5.04	\$12.34	\$25,673	4.16	\$8.81	\$9.66	\$11.20	\$14.71	\$17.88	\$18,330	\$20,092	\$23,297	\$30,591	\$37,195
37-3013	Tree trimmers and pruners	#	#	\$13.44	\$27,964	6.21	\$12.06	\$12.51	\$13.28	\$14.04	\$14.50	\$25,076	\$26,027	\$27,613	\$29,198	\$30,150
<b>39-0000</b>	<b>Personal care and service</b>	<b>7,820</b>	<b>8.43</b>	<b>\$12.44</b>	<b>\$25,880</b>	<b>2.35</b>	<b>\$8.61</b>	<b>\$9.18</b>	<b>\$10.69</b>	<b>\$13.62</b>	<b>\$20.03</b>	<b>\$17,908</b>	<b>\$19,091</b>	<b>\$22,231</b>	<b>\$28,336</b>	<b>\$41,665</b>
39-1011	Gaming supervisors	60	23.46	\$24.61	\$51,186	8.25	\$18.25	\$20.49	\$23.26	\$29.22	\$34.56	\$37,958	\$42,629	\$48,382	\$60,774	\$71,883
39-1021	First-line supervisors of personal service workers	280	14.22	\$17.54	\$36,476	3.77	\$10.43	\$12.35	\$16.16	\$21.71	\$27.70	\$21,690	\$25,694	\$33,604	\$45,161	\$57,616
39-2021	Nonfarm animal caretakers	530	41.83	\$10.01	\$20,817	2.4	\$8.46	\$8.81	\$9.40	\$10.83	\$11.92	\$17,603	\$18,329	\$19,549	\$22,536	\$24,787
39-3011	Gaming dealers	210	24.42	\$13.14	\$27,323	18.44	\$8.55	\$9.02	\$10.45	\$19.60	\$22.23	\$17,779	\$18,770	\$21,733	\$40,775	\$46,232
39-3019	Gaming service workers, all other	#	#	\$13.11	\$27,273	11.43	\$8.65	\$9.28	\$11.62	\$16.69	\$19.35	\$17,990	\$19,298	\$24,170	\$34,712	\$40,240
39-3031	Ushers, lobby attendants, and ticket takers	#	#	\$10.00	\$20,801	3.71	\$8.45	\$8.78	\$9.38	\$11.04	\$12.72	\$17,578	\$18,267	\$19,505	\$22,957	\$26,453
39-3091	Amusement and recreation attendants	820	16.85	\$9.95	\$20,697	1.88	\$8.42	\$8.72	\$9.20	\$10.62	\$11.89	\$17,523	\$18,131	\$19,143	\$22,082	\$24,739
39-4011	Embalmers	40	35.73	\$16.74	\$34,829	19.96	\$10.27	\$11.33	\$17.88	\$21.14	\$22.96	\$21,367	\$23,576	\$37,183	\$43,978	\$57,266
39-5012	Hairdressers, hairstylists, and cosmetologists	730	32.32	\$12.57	\$26,151	8.1	\$8.50	\$8.90	\$9.80	\$14.27	\$21.77	\$17,677	\$18,515	\$20,385	\$29,679	\$45,272
39-5092	Manicurists and pedicurists	#	#	\$10.77	\$22,392	11.34	\$8.40	\$8.66	\$9.08	\$9.56	\$17.71	\$17,474	\$18,007	\$18,895	\$19,891	\$36,843
39-5094	Skincare specialists	#	#	\$12.65	\$26,312	9.45	\$9.05	\$9.89	\$10.94	\$12.00	\$20.11	\$18,823	\$20,571	\$22,757	\$24,966	\$41,836
39-6011	Baggage porters and bellhops	90	33.08	\$10.05	\$20,895	3.3	\$8.42	\$8.71	\$9.20	\$10.72	\$13.29	\$17,521	\$18,125	\$19,132	\$22,295	\$27,643
39-6012	Concierges	30	41.39	\$13.19	\$27,434	4.74	\$10.03	\$11.54	\$13.04	\$14.49	\$16.93	\$20,867	\$24,007	\$27,131	\$30,136	\$35,209
39-7011	Tour guides and escorts	40	16.51	\$12.53	\$26,060	6.41	\$8.64	\$9.25	\$11.39	\$15.36	\$17.41	\$17,967	\$19,241	\$23,690	\$31,944	\$36,220
39-9011	Childcare workers	370	46.74	\$11.27	\$23,435	2.24	\$8.66	\$9.31	\$11.10	\$13.06	\$14.34	\$18,006	\$19,362	\$23,094	\$27,174	\$29,822
39-9021	Personal care aides	2,710	19.99	\$11.10	\$23,092	2.43	\$8.82	\$9.60	\$10.72	\$11.84	\$14.32	\$18,344	\$19,972	\$22,291	\$24,621	\$29,794
39-9031	Fitness trainers and aerobics instructors	580	17.67	\$20.27	\$42,156	1.87	\$10.36	\$15.68	\$20.90	\$26.05	\$28.77	\$21,542	\$32,615	\$43,474	\$54,189	\$59,837
39-9032	Recreation workers	480	23.86	\$12.33	\$25,643	4.59	\$8.53	\$8.98	\$11.08	\$14.57	\$18.13	\$17,742	\$18,677	\$23,055	\$30,297	\$37,711
39-9041	Residential advisors	50	22.81	\$11.82	\$24,593	5.39	\$8.58	\$9.09	\$10.57	\$13.90	\$17.61	\$17,836	\$18,913	\$21,976	\$28,910	\$36,630
39-9099	Personal care and service workers, all other	60	42.91	\$12.86	\$26,748	8.2	\$8.95	\$10.20	\$12.52	\$14.63	\$17.94	\$18,620	\$21,225	\$26,052	\$30,427	\$37,321
<b>41-0000</b>	<b>Sales and related</b>	<b>32,030</b>	<b>4.1</b>	<b>\$18.68</b>	<b>\$38,859</b>	<b>3.57</b>	<b>\$8.72</b>	<b>\$9.56</b>	<b>\$13.09</b>	<b>\$21.19</b>	<b>\$33.31</b>	<b>\$18,143</b>	<b>\$19,882</b>	<b>\$27,231</b>	<b>\$44,075</b>	<b>\$69,289</b>

# Data unavailable



Occupational Code	Occupational Title	Employment Estimate	Employment Percentage Relative Standard Error	Average Hourly Wage	Average Annual Wage	Wage Percentage Relative Standard Error	10th Percentile (Hourly)	25th Percentile (Hourly)	50th Percentile (Hourly)	75th Percentile (Hourly)	90th Percentile (Hourly)	10th Percentile (Annual)	25th Percentile (Annual)	50th Percentile (Annual)	75th Percentile (Annual)	90th Percentile (Annual)
41-1011	First-line supervisors of retail sales workers	2,350	6.93	\$23.08	\$48,007	6.22	\$10.93	\$13.67	\$18.43	\$25.34	\$40.07	\$22,727	\$28,435	\$38,340	\$52,714	\$83,341
41-1012	First-line supervisors of non-retail sales workers	430	12.85	\$35.60	\$74,043	5.17	\$16.18	\$23.59	\$32.67	\$43.82	\$57.74	\$33,646	\$49,076	\$67,958	\$91,147	\$120,097
41-2011	Cashiers	7,760	8.33	\$10.74	\$22,348	1.71	\$8.47	\$8.84	\$9.54	\$11.86	\$15.10	\$17,628	\$18,391	\$19,841	\$24,673	\$31,408
41-2012	Gaming change persons and booth cashiers	#	#	\$13.96	\$29,038	4.32	\$10.10	\$11.18	\$13.72	\$16.77	\$18.46	\$21,006	\$23,257	\$28,531	\$34,882	\$38,390
41-2021	Counter and rental clerks	960	13.54	\$14.58	\$30,323	5.74	\$8.62	\$9.22	\$11.58	\$17.31	\$26.68	\$17,938	\$19,168	\$24,085	\$36,012	\$55,496
41-2022	Parts salespersons	440	26.52	\$15.47	\$32,179	8.43	\$9.26	\$10.42	\$12.59	\$20.07	\$27.09	\$19,252	\$21,669	\$26,191	\$41,755	\$56,346
41-2031	Retail salespersons	8,890	6.41	\$13.79	\$28,678	3.98	\$8.63	\$9.24	\$11.11	\$14.63	\$23.20	\$17,956	\$19,212	\$23,115	\$30,428	\$48,248
41-3011	Advertising sales agents	180	14.35	\$26.14	\$54,369	4.68	\$13.09	\$15.10	\$23.07	\$32.03	\$45.37	\$27,236	\$31,398	\$47,984	\$66,627	\$94,368
41-3021	Insurance sales agents	#	#	\$28.48	\$59,230	13.32	\$12.03	\$17.40	\$21.76	\$27.74	\$43.39	\$25,030	\$36,189	\$45,270	\$57,694	\$90,259
41-3031	Securities, commodities, and financial services sales agents	680	16.82	\$25.10	\$52,205	11.6	\$10.70	\$15.39	\$18.52	\$25.35	\$50.30	\$22,246	\$32,016	\$38,518	\$52,732	\$104,620
41-3041	Travel agents	130	9.52	\$18.19	\$37,828	6.38	\$9.58	\$11.98	\$15.98	\$24.84	\$30.45	\$19,923	\$24,928	\$33,237	\$51,672	\$63,334
41-3099	Sales representatives, services, all other	2,380	13.08	\$30.22	\$62,865	6.65	\$12.63	\$15.80	\$21.83	\$30.87	\$53.13	\$26,272	\$32,869	\$45,412	\$64,207	\$110,513
41-4011	Sales representatives, wholesale and manufacturing, technical and scientific products	370	34.19	\$39.87	\$82,936	6	\$16.92	\$27.64	\$38.01	\$52.30	\$66.59	\$35,192	\$57,487	\$79,068	\$108,794	\$138,517
41-4012	Sales representatives, wholesale and manufacturing, except technical and scientific products	1,850	11.24	\$32.98	\$68,600	4.01	\$13.77	\$18.20	\$28.50	\$41.64	\$55.92	\$28,643	\$37,852	\$59,271	\$86,604	\$116,309
41-9011	Demonstrators and product promoters	#	#	\$16.38	\$34,061	17.57	\$9.62	\$10.69	\$13.71	\$19.91	\$23.50	\$20,014	\$22,240	\$28,508	\$41,414	\$48,872
41-9021	Real estate brokers	180	34.83	\$34.35	\$71,440	25.82	\$12.12	\$14.78	\$26.27	\$35.67	\$77.09	\$25,206	\$30,734	\$54,634	\$74,201	\$160,353
41-9022	Real estate sales agents	420	22.14	\$22.60	\$47,010	13.26	\$8.72	\$16.06	\$21.59	\$26.99	\$33.24	\$18,142	\$33,404	\$44,905	\$56,140	\$69,145
41-9031	Sales engineers	80	16.72	\$51.34	\$106,791	3.89	\$34.13	\$41.12	\$48.29	\$61.10	\$73.82	\$70,994	\$85,536	\$100,443	\$127,078	\$153,554
41-9041	Telemarketers	1,260	5.06	\$12.34	\$25,677	7.21	\$8.71	\$9.43	\$10.70	\$11.96	\$18.50	\$18,120	\$19,617	\$22,263	\$24,869	\$38,481
41-9099	Sales and related workers, all other	560	24.2	\$13.69	\$28,484	6.58	\$8.56	\$9.07	\$11.65	\$16.05	\$22.48	\$17,814	\$18,857	\$24,224	\$33,384	\$46,758
<b>43-0000</b>	<b>Office and administrative support</b>	<b>40,290</b>	<b>3.37</b>	<b>\$16.87</b>	<b>\$35,083</b>	<b>1.2</b>	<b>\$9.84</b>	<b>\$12.21</b>	<b>\$15.89</b>	<b>\$20.03</b>	<b>\$25.67</b>	<b>\$20,467</b>	<b>\$25,398</b>	<b>\$33,055</b>	<b>\$41,657</b>	<b>\$53,385</b>
43-1011	First-line supervisors of office and administrative support workers	2,220	5.31	\$26.25	\$54,597	1.37	\$15.88	\$20.36	\$25.60	\$31.52	\$37.64	\$33,033	\$42,341	\$53,243	\$65,565	\$78,295
43-2011	Switchboard operators, including answering service	140	15.48	\$14.25	\$29,638	2.12	\$10.85	\$12.75	\$14.26	\$15.55	\$17.85	\$22,573	\$26,511	\$29,664	\$32,345	\$37,126
43-3011	Bill and account collectors	#	#	\$16.54	\$34,409	6.58	\$9.11	\$12.69	\$15.75	\$20.14	\$25.66	\$18,956	\$26,404	\$32,761	\$41,883	\$53,380
43-3021	Billing and posting clerks and machine operators	820	16.15	\$17.27	\$35,916	1.7	\$12.82	\$14.96	\$16.80	\$18.59	\$23.07	\$26,659	\$31,122	\$34,940	\$38,660	\$47,983
43-3031	Bookkeeping, accounting, and auditing clerks	2,790	6.96	\$16.97	\$35,297	1.99	\$10.19	\$13.11	\$16.60	\$19.91	\$23.46	\$21,186	\$27,266	\$34,534	\$41,406	\$48,805
43-3041	Gaming cage workers	#	#	\$14.94	\$31,077	3.96	\$12.41	\$13.09	\$14.22	\$16.37	\$18.87	\$25,809	\$27,224	\$29,582	\$34,042	\$39,249
43-3051	Payroll and timekeeping clerks	230	10.09	\$19.83	\$41,245	2.26	\$13.24	\$16.13	\$19.25	\$23.29	\$27.75	\$27,530	\$33,543	\$40,040	\$48,447	\$57,730
43-3061	Procurement clerks	130	7.75	\$20.26	\$42,143	2.7	\$16.53	\$18.26	\$20.29	\$22.26	\$24.72	\$34,378	\$37,989	\$42,205	\$46,291	\$51,425
43-3071	Tellers	810	12.41	\$13.95	\$29,021	4.28	\$10.01	\$11.00	\$12.97	\$15.92	\$20.20	\$20,826	\$22,870	\$26,978	\$33,114	\$42,006
43-3099	Financial clerks, all other	170	17.13	\$21.37	\$44,445	2.49	\$16.23	\$18.45	\$21.09	\$23.68	\$27.76	\$33,765	\$38,368	\$43,869	\$49,258	\$57,741
43-4021	Correspondence clerks	#	#	\$18.20	\$37,851	2.61	\$15.50	\$16.42	\$17.85	\$20.03	\$22.41	\$32,242	\$34,150	\$37,121	\$41,655	\$46,617
43-4031	Court, municipal, and license clerks	440	1.27	\$19.61	\$40,782	1.7	\$15.45	\$17.03	\$18.43	\$22.35	\$24.77	\$32,129	\$35,412	\$38,343	\$46,496	\$51,516
43-4041	Credit authorizers, checkers, and clerks	100	18.48	\$21.08	\$43,857	11.06	\$12.28	\$14.50	\$18.81	\$23.90	\$37.24	\$25,540	\$30,151	\$39,124	\$49,709	\$77,463
43-4051	Customer service representatives	5,730	16.06	\$15.24	\$31,693	2.33	\$10.25	\$11.66	\$14.84	\$17.86	\$21.45	\$21,330	\$24,254	\$30,871	\$37,144	\$44,607
43-4071	File clerks	270	21.64	\$13.37	\$27,810	5.16	\$8.82	\$9.62	\$13.14	\$16.18	\$18.39	\$18,346	\$20,010	\$27,335	\$33,664	\$38,258
43-4081	Hotel, motel, and resort desk clerks	540	23.83	\$10.42	\$21,673	3.42	\$8.57	\$9.08	\$9.99	\$11.31	\$12.82	\$17,829	\$18,896	\$20,782	\$23,534	\$26,665
43-4111	Interviewers, except eligibility and loan	#	#	\$13.81	\$28,715	8.77	\$8.63	\$9.22	\$13.30	\$17.00	\$21.30	\$17,943	\$19,180	\$27,656	\$35,363	\$44,298
43-4121	Library assistants, clerical	210	8.39	\$10.85	\$22,565	3.17	\$8.55	\$9.02	\$10.31	\$12.05	\$14.27	\$17,778	\$18,768	\$21,447	\$25,072	\$29,678
43-4131	Loan interviewers and clerks	340	16.84	\$21.15	\$43,989	2.21	\$15.25	\$17.41	\$20.88	\$24.20	\$28.34	\$31,725	\$36,206	\$43,424	\$50,335	\$58,948
43-4141	New accounts clerks	#	#	\$18.06	\$37,565	4.08	\$13.15	\$14.89	\$17.72	\$21.22	\$23.56	\$27,359	\$30,977	\$36,856	\$44,130	\$49,014
43-4151	Order clerks	280	32.13	\$14.41	\$29,963	5.44	\$9.38	\$11.21	\$13.46	\$15.81	\$18.79	\$19,502	\$23,307	\$27,989	\$32,885	\$39,081
43-4161	Human resources assistants, except payroll and timekeeping	290	4.62	\$18.37	\$38,213	2.4	\$13.22	\$15.57	\$18.44	\$21.05	\$23.67	\$27,497	\$32,376	\$38,346	\$43,780	\$49,237
43-4171	Receptionists and information clerks	2,230	10.4	\$13.87	\$28,858	1.44	\$10.01	\$11.75	\$13.52	\$15.66	\$18.51	\$20,826	\$24,431	\$28,126	\$32,580	\$38,494
43-4181	Reservation and transportation ticket agents and travel clerks	160	21.59	\$12.44	\$25,875	5.69	\$8.79	\$9.74	\$12.42	\$14.17	\$16.72	\$18,278	\$20,253	\$25,826	\$29,468	\$34,781
43-4199	Information and record clerks, all other	1,060	9.18	\$18.17	\$37,800	3.06	\$11.33	\$15.27	\$18.53	\$21.59	\$23.94	\$23,574	\$31,759	\$38,549	\$44,897	\$49,798
43-5011	Cargo and freight agents	20	39.37	#	#	#	#	#	#	#	#	#	#	#	#	#

# Data unavailable

Occupational Code	Occupational Title	Employment Estimate	Employment Percentage Relative Standard Error	Average Hourly Wage	Average Annual Wage	Wage Percentage Relative Standard Error	10th Percentile (Hourly)	25th Percentile (Hourly)	50th Percentile (Hourly)	75th Percentile (Hourly)	90th Percentile (Hourly)	10th Percentile (Annual)	25th Percentile (Annual)	50th Percentile (Annual)	75th Percentile (Annual)	90th Percentile (Annual)
43-5021	Couriers and messengers	90	46.95	\$13.10	\$27,254	3.74	\$10.15	\$11.15	\$12.77	\$14.48	\$17.04	\$21,107	\$23,197	\$26,565	\$30,108	\$35,439
43-5031	Police, fire, and ambulance dispatchers	160	5.35	\$20.73	\$43,119	3.07	\$15.46	\$17.94	\$20.89	\$23.58	\$27.43	\$32,153	\$37,317	\$43,449	\$49,047	\$57,061
43-5032	Dispatchers, except police, fire, and ambulance	320	13.13	\$19.25	\$40,036	1.84	\$13.01	\$16.07	\$19.48	\$22.44	\$25.61	\$27,067	\$33,419	\$40,511	\$46,672	\$53,275
43-5041	Meter readers, utilities	#	#	\$20.55	\$42,749	3.3	\$12.86	\$13.96	\$18.15	\$24.11	\$34.57	\$26,758	\$29,034	\$37,760	\$50,159	\$71,897
43-5051	Postal service clerks	110	0	\$25.87	\$53,816	4.68	\$18.76	\$27.30	\$27.31	\$27.31	\$27.88	\$39,021	\$56,786	\$56,795	\$56,804	\$57,988
43-5052	Postal service mail carriers	650	0	\$24.82	\$51,636		\$15.69	\$18.31	\$28.50	\$28.51	\$29.80	\$32,628	\$38,095	\$59,281	\$59,296	\$61,988
43-5053	Postal service mail sorters, processors, and processing machine operators	200	0	\$26.16	\$54,406	5.47	\$25.85	\$26.78	\$27.30	\$27.31	\$27.31	\$53,768	\$55,694	\$56,788	\$56,798	\$56,804
43-5061	Production, planning, and expediting clerks	250	8.04	\$22.73	\$47,287	1.98	\$15.52	\$18.19	\$21.99	\$27.63	\$32.07	\$32,274	\$37,839	\$45,731	\$57,470	\$66,709
43-5071	Shipping, receiving, and traffic clerks	770	10.32	\$13.93	\$28,980	2.32	\$9.29	\$10.60	\$13.13	\$16.52	\$19.30	\$19,327	\$22,055	\$27,303	\$34,360	\$40,149
43-5081	Stock clerks and order fillers	3,310	6.3	\$13.19	\$27,428	1.5	\$8.80	\$9.81	\$12.53	\$15.81	\$18.63	\$18,312	\$20,401	\$26,068	\$32,885	\$38,749
43-5111	Weighers, measurers, checkers, and samplers, recordkeeping	120	43.6	\$19.35	\$40,245	25.52	\$8.80	\$9.67	\$15.55	\$25.86	\$42.45	\$18,312	\$20,120	\$32,351	\$53,784	\$88,306
43-6011	Executive secretaries and executive administrative assistants	960	5.24	\$22.89	\$47,604	1.27	\$15.94	\$19.26	\$22.30	\$26.30	\$30.25	\$33,146	\$40,067	\$46,388	\$54,707	\$62,912
43-6012	Legal secretaries	420	36.52	\$18.16	\$37,763	6.74	\$12.45	\$14.48	\$17.24	\$21.34	\$25.22	\$25,905	\$30,109	\$35,862	\$44,387	\$52,452
43-6013	Medical secretaries	1,010	15.67	\$16.50	\$34,325	1.71	\$12.53	\$14.36	\$16.52	\$18.46	\$21.40	\$26,068	\$29,878	\$34,362	\$38,387	\$44,508
43-6014	Secretaries and administrative assistants, except legal, medical,	6,050	4.34	\$16.39	\$34,085	1.61	\$9.72	\$12.77	\$16.08	\$19.06	\$23.76	\$20,227	\$26,571	\$33,449	\$39,638	\$49,431
43-9011	Computer operators	80	28.85	\$24.57	\$51,106	4.89	\$13.64	\$17.30	\$25.00	\$29.11	\$37.36	\$28,371	\$35,989	\$52,002	\$60,553	\$77,703
43-9021	Data entry keyers	450	24.05	\$18.14	\$37,735	6.04	\$10.28	\$12.78	\$17.55	\$23.50	\$27.76	\$21,373	\$26,582	\$36,495	\$48,885	\$57,731
43-9022	Word processors and typists	60	9.45	\$18.96	\$39,435	3.41	\$11.50	\$17.41	\$19.96	\$21.56	\$23.47	\$23,918	\$36,209	\$41,524	\$44,845	\$48,810
43-9031	Desktop publishers	50	28.49	\$15.62	\$32,497	9.1	\$8.66	\$9.30	\$13.47	\$18.03	\$28.39	\$18,012	\$19,352	\$28,022	\$37,511	\$59,044
43-9041	Insurance claims and policy processing clerks	120	48.23	\$22.77	\$47,367	4.65	\$16.17	\$20.11	\$23.14	\$26.59	\$28.94	\$33,640	\$41,826	\$48,122	\$55,309	\$60,196
43-9051	Mail clerks and mail machine operators, except postal service	120	21.97	\$13.78	\$28,670	4.04	\$8.57	\$9.09	\$13.47	\$17.41	\$20.83	\$17,832	\$18,904	\$28,027	\$36,208	\$43,335
43-9061	Office clerks, general	4,230	6.22	\$16.13	\$33,547	2.27	\$9.45	\$11.12	\$14.79	\$18.65	\$24.00	\$19,664	\$23,121	\$30,755	\$38,785	\$49,930
43-9071	Office machine operators, except computer	110	15.7	\$12.08	\$25,137	5.17	\$8.68	\$9.33	\$11.01	\$13.83	\$17.43	\$18,047	\$19,411	\$22,898	\$28,772	\$36,260
43-9199	Office and administrative support workers, all other	280	18.55	\$15.76	\$32,786	4.84	\$9.84	\$10.05	\$14.66	\$20.31	\$24.68	\$20,457	\$20,906	\$30,492	\$42,235	\$51,326
<b>45-0000</b>	<b>Farming, fishing, and forestry</b>	<b>410</b>	<b>27.04</b>	<b>\$14.94</b>	<b>\$31,071</b>	<b>6.17</b>	<b>\$8.98</b>	<b>\$10.15</b>	<b>\$12.94</b>	<b>\$16.53</b>	<b>\$24.11</b>	<b>\$18,674</b>	<b>\$21,104</b>	<b>\$26,915</b>	<b>\$34,378</b>	<b>\$50,156</b>
45-1011	First-line supervisors of farming, fishing, and forestry workers	20	37.23	\$27.30	\$56,793	7.86	\$19.14	\$24.05	\$28.21	\$32.26	\$35.90	\$39,819	\$50,033	\$58,669	\$67,093	\$74,663
45-2092	Farmworkers and laborers, crop, nursery, and greenhouse	310	32.84	\$13.93	\$28,970	6.53	\$9.29	\$10.46	\$12.63	\$14.44	\$20.47	\$19,324	\$21,761	\$26,265	\$30,031	\$42,584
45-2093	Farmworkers, farm, ranch, and aquacultural animals	70	47.58	\$15.28	\$31,782	21.13	\$8.51	\$8.93	\$14.99	\$20.09	\$26.39	\$17,699	\$18,570	\$31,189	\$41,789	\$54,884
47-0000	Construction and extraction	10,950	3.5	\$20.52	\$42,675	1.85	\$11.58	\$14.77	\$18.59	\$25.30	\$31.30	\$24,092	\$30,731	\$38,659	\$52,622	\$65,111
47-1011	First-line supervisors of construction trades and extraction work	890	11.66	\$31.80	\$66,145	2.51	\$19.12	\$24.58	\$30.86	\$38.37	\$46.81	\$39,774	\$51,125	\$64,188	\$79,803	\$97,357
47-2021	Brickmasons and blockmasons	160	25.03	\$24.48	\$50,909	14.4	\$13.26	\$15.01	\$24.28	\$33.41	\$36.23	\$27,587	\$31,224	\$50,498	\$69,496	\$75,353
47-2031	Carpenters	1,080	14.16	\$19.96	\$41,514	4.43	\$11.48	\$15.02	\$18.55	\$24.03	\$29.35	\$23,874	\$31,248	\$38,584	\$49,972	\$61,057
47-2041	Carpet installers	#	#	\$20.46	\$42,563	20.5	\$12.37	\$13.65	\$22.27	\$27.05	\$29.08	\$25,723	\$28,399	\$46,323	\$56,269	\$60,481
47-2043	Floor sanders and finishers	90	43.6	\$16.82	\$34,978	3.25	\$11.99	\$14.79	\$16.66	\$18.52	\$22.66	\$24,939	\$30,758	\$34,656	\$38,518	\$47,127
47-2044	Tile and marble setters	50	41.13	\$15.81	\$32,894	5.69	\$10.30	\$11.78	\$15.54	\$18.16	\$22.61	\$21,432	\$24,499	\$32,313	\$37,772	\$47,024
47-2051	Cement masons and concrete finishers	520	31.16	\$17.17	\$35,705	9.52	\$10.58	\$12.39	\$16.55	\$21.37	\$24.43	\$22,015	\$25,781	\$34,423	\$44,453	\$50,817
47-2061	Construction laborers	1,790	11.42	\$14.79	\$30,773	3.3	\$9.89	\$11.48	\$14.86	\$17.73	\$20.42	\$20,577	\$23,880	\$30,898	\$36,869	\$42,464
47-2071	Paving, surfacing, and tamping equipment operators	90	27.6	\$17.58	\$36,569	3.54	\$12.61	\$15.50	\$17.47	\$19.98	\$22.44	\$26,219	\$32,232	\$36,337	\$41,565	\$46,676
47-2073	Operating engineers and other construction equipment operators	710	15.57	\$19.88	\$41,360	2.7	\$14.15	\$16.20	\$18.85	\$23.75	\$27.64	\$29,432	\$33,689	\$39,218	\$49,407	\$57,481
47-2081	Drywall and ceiling tile installers	430	20.9	\$18.75	\$39,000	2.37	\$15.09	\$16.13	\$17.87	\$21.00	\$25.20	\$31,393	\$33,558	\$37,167	\$43,687	\$52,426
47-2111	Electricians	1,220	15.93	\$25.10	\$52,198	4.12	\$15.28	\$18.80	\$25.73	\$29.58	\$34.28	\$31,773	\$39,112	\$53,510	\$61,517	\$71,294
47-2121	Glaziers	160	46.74	\$20.58	\$42,816	5.8	\$14.58	\$16.53	\$19.26	\$24.04	\$28.55	\$30,326	\$34,375	\$50,052	\$50,013	\$59,376
47-2131	Insulation workers, floor, ceiling, and wall	#	#	\$13.41	\$27,902	13.75	\$9.94	\$10.70	\$11.96	\$16.50	\$18.20	\$20,677	\$22,254	\$24,882	\$34,329	\$37,859
47-2132	Insulation workers, mechanical	#	#	\$20.98	\$43,646	7.47	\$12.64	\$14.73	\$18.82	\$26.61	\$33.80	\$26,292	\$30,645	\$39,144	\$55,358	\$70,294

# Data unavailable

Occupational Code	Occupational Title	Employment Estimate	Employment Percentage Relative Standard Error	Average Hourly Wage	Average Annual Wage	Wage Percentage Relative Standard Error	10th Percentile (Hourly)	25th Percentile (Hourly)	50th Percentile (Hourly)	75th Percentile (Hourly)	90th Percentile (Hourly)	10th Percentile (Annual)	25th Percentile (Annual)	50th Percentile (Annual)	75th Percentile (Annual)	90th Percentile (Annual)
47-2141	Painters, construction and maintenance	270	28.73	\$17.73	\$36,870	4.97	\$12.69	\$14.61	\$16.87	\$19.06	\$23.75	\$26,394	\$30,378	\$35,091	\$39,644	\$49,407
47-2151	Pipelayers	130	41.37	\$15.49	\$32,210	7.29	\$12.21	\$13.33	\$15.10	\$17.38	\$18.80	\$25,397	\$27,727	\$31,402	\$36,158	\$39,102
47-2152	Plumbers, pipefitters, and steamfitters	890	16.32	\$21.00	\$43,687	3.13	\$12.53	\$14.97	\$20.54	\$26.37	\$30.09	\$26,057	\$31,130	\$42,718	\$54,849	\$62,583
47-2181	Roofers	380	25.23	\$19.67	\$40,911	9.77	\$12.35	\$14.84	\$20.11	\$24.41	\$27.81	\$25,690	\$30,867	\$41,836	\$50,774	\$57,839
47-2211	Sheet metal workers	310	26.93	\$21.86	\$45,479	6.23	\$10.61	\$13.20	\$20.19	\$30.04	\$36.49	\$22,071	\$27,448	\$41,997	\$62,482	\$75,895
47-2221	Structural iron and steel workers	#	#	\$26.66	\$55,463	5.13	\$15.59	\$19.82	\$25.06	\$31.69	\$40.52	\$32,421	\$41,234	\$52,115	\$65,922	\$84,286
47-3011	Helpers--brickmasons, blockmasons, stonemasons, and tile and marble setters	#	#	\$20.61	\$42,864	20.48	\$8.82	\$10.43	\$25.01	\$27.46	\$28.93	\$18,352	\$21,702	\$52,016	\$57,115	\$60,174
47-3015	Helpers--pipelayers, plumbers, pipefitters, and steamfitters	#	#	\$15.41	\$32,055	5.21	\$9.85	\$10.64	\$12.70	\$21.08	\$22.94	\$20,479	\$22,122	\$26,415	\$43,852	\$47,715
47-4011	Construction and building inspectors	230	14.89	\$31.18	\$64,859	4.76	\$21.00	\$26.55	\$31.55	\$37.42	\$43.02	\$43,682	\$55,218	\$65,615	\$77,834	\$89,484
47-4031	Fence erectors	#	#	\$16.68	\$34,696	3.98	\$12.28	\$13.79	\$16.64	\$19.92	\$22.41	\$25,546	\$28,691	\$34,604	\$41,436	\$46,606
47-4051	Highway maintenance workers	330	6.8	\$19.22	\$39,978	1.65	\$14.04	\$16.44	\$19.21	\$22.23	\$24.82	\$29,208	\$34,197	\$39,963	\$46,228	\$51,623
47-4071	Septic tank servicers and sewer pipe cleaners	120	42.56	\$17.10	\$35,574	6.34	\$10.29	\$15.01	\$17.21	\$20.13	\$23.31	\$21,398	\$31,227	\$35,790	\$41,862	\$48,483
47-4099	Construction and related workers, all other	90	47.81	\$15.80	\$32,868	5.38	\$11.28	\$13.31	\$15.74	\$17.90	\$19.81	\$23,456	\$27,694	\$32,748	\$37,242	\$41,195
47-5021	Earth drillers, except oil and gas	50	24.23	\$25.13	\$52,280	4.06	\$17.32	\$22.86	\$26.62	\$28.81	\$30.14	\$36,028	\$47,554	\$55,370	\$59,929	\$62,686
<b>49-0000</b>	<b>Installation, maintenance, and repair</b>	<b>9,960</b>	<b>5.05</b>	<b>\$21.46</b>	<b>\$44,626</b>	<b>1.79</b>	<b>\$11.45</b>	<b>\$14.62</b>	<b>\$20.29</b>	<b>\$27.01</b>	<b>\$33.75</b>	<b>\$23,824</b>	<b>\$30,407</b>	<b>\$42,213</b>	<b>\$56,184</b>	<b>\$70,207</b>
49-1011	First-line supervisors of mechanics, installers, and repairers	740	8.52	\$31.18	\$64,864	2.43	\$18.72	\$23.94	\$30.48	\$37.27	\$46.13	\$38,943	\$49,789	\$63,400	\$77,519	\$95,953
49-2011	Computer, automated teller, and office machine repairers	150	24.75	\$19.58	\$40,728	4.75	\$12.18	\$15.90	\$20.22	\$22.88	\$26.03	\$25,325	\$33,065	\$42,067	\$47,591	\$54,150
49-2021	Radio, cellular, and tower equipment installers and repairers	#	#	\$19.48	\$40,518	6.19	\$15.19	\$16.32	\$18.20	\$21.71	\$26.72	\$31,594	\$33,943	\$37,857	\$45,153	\$55,571
49-2022	Telecommunications equipment installers and repairers, except line installers	300	24.69	\$29.46	\$61,269	5.83	\$17.34	\$23.14	\$31.47	\$35.96	\$38.76	\$36,075	\$48,137	\$65,465	\$74,792	\$80,612
49-2091	Avionics technicians	#	#	\$39.44	\$82,038	6.08	\$22.37	\$39.82	\$43.26	\$46.70	\$48.76	\$46,529	\$82,835	\$89,985	\$97,136	\$101,426
49-2092	Electric motor, power tool, and related repairers	40	31.12	\$14.67	\$30,520	23.27	\$8.72	\$9.45	\$13.64	\$20.31	\$22.40	\$18,130	\$19,648	\$28,375	\$42,238	\$46,586
49-2094	Electrical and electronics repairers, commercial and industrial equipment	270	13.6	\$28.92	\$60,160	4.94	\$18.59	\$23.14	\$28.25	\$35.35	\$41.53	\$38,671	\$48,132	\$58,756	\$73,525	\$86,383
49-2096	Electronic equipment installers and repairers, motor vehicles	#	#	\$13.91	\$28,923	2.84	\$10.45	\$11.91	\$13.81	\$16.13	\$18.00	\$21,742	\$24,778	\$28,716	\$33,560	\$37,442
49-2097	Electronic home entertainment equipment installers and repairers	#	#	\$25.95	\$53,977	8.09	\$13.40	\$19.82	\$26.56	\$33.13	\$37.12	\$27,866	\$41,234	\$55,238	\$68,920	\$77,200
49-2098	Security and fire alarm systems installers	#	#	\$27.52	\$57,249	3.88	\$18.28	\$23.58	\$27.77	\$32.60	\$36.95	\$38,021	\$49,048	\$57,767	\$67,813	\$76,866
49-3011	Aircraft mechanics and service technicians	240	10.45	\$26.20	\$54,502	1.93	\$20.16	\$22.42	\$25.79	\$29.36	\$34.26	\$41,940	\$46,630	\$53,653	\$61,073	\$71,265
49-3021	Automotive body and related repairers	410	5.54	\$21.74	\$45,227	6.23	\$12.70	\$16.55	\$20.89	\$26.77	\$29.94	\$26,412	\$34,433	\$43,455	\$55,680	\$62,267
49-3023	Automotive service technicians and mechanics	1,580	13.45	\$21.79	\$45,332	3.69	\$12.11	\$14.57	\$21.71	\$28.06	\$33.76	\$25,180	\$30,315	\$45,161	\$58,357	\$70,217
49-3031	Bus and truck mechanics and diesel engine specialists	300	28.04	\$19.90	\$41,394	3.82	\$13.57	\$16.18	\$19.81	\$22.93	\$27.14	\$28,220	\$33,662	\$41,197	\$47,697	\$56,457
49-3042	Mobile heavy equipment mechanics, except engines	320	13.19	\$22.99	\$47,822	3.7	\$15.21	\$17.92	\$22.69	\$27.89	\$31.07	\$31,644	\$37,264	\$47,187	\$58,020	\$64,619
49-3053	Outdoor power equipment and other small engine mechanics	#	#	\$17.31	\$36,007	10.98	\$11.91	\$14.41	\$16.83	\$19.04	\$24.41	\$24,772	\$29,972	\$35,012	\$39,605	\$50,777
49-3093	Tire repairers and changers	380	23.5	\$12.57	\$26,141	5.59	\$9.93	\$10.63	\$11.84	\$13.78	\$14.98	\$20,647	\$22,119	\$24,633	\$28,661	\$31,149
49-9011	Mechanical door repairers	#	#	\$17.66	\$36,731	2.9	\$13.94	\$15.77	\$17.52	\$19.40	\$22.52	\$28,999	\$32,797	\$36,447	\$40,349	\$46,842
49-9012	Control and valve installers and repairers, except mechanical door	30	12.01	#	#	#	#	#	#	#	#	#	#	#	#	#
49-9021	Heating, air conditioning, and refrigeration mechanics and installers	430	41.64	\$25.42	\$52,866	3.66	\$19.76	\$21.93	\$25.50	\$28.80	\$31.23	\$41,110	\$45,617	\$53,032	\$59,908	\$64,959
49-9031	Home appliance repairers	#	#	\$14.92	\$31,027	5.78	\$9.50	\$10.15	\$11.22	\$17.03	\$31.91	\$19,757	\$21,102	\$23,344	\$35,430	\$66,366
49-9041	Industrial machinery mechanics	350	9.54	\$23.11	\$48,066	3.29	\$16.15	\$18.74	\$23.27	\$27.22	\$30.05	\$33,591	\$38,982	\$48,409	\$56,621	\$62,500
49-9043	Maintenance workers, machinery	10	32.12	\$21.77	\$45,285	6.72	\$12.58	\$18.69	\$23.13	\$26.50	\$28.80	\$26,164	\$38,880	\$48,109	\$55,122	\$59,902
49-9051	Electrical power-line installers and repairers	210	7.69	\$30.27	\$62,964	4.59	\$17.61	\$21.60	\$29.73	\$38.32	\$44.57	\$36,621	\$44,932	\$61,836	\$79,709	\$92,705
49-9052	Telecommunications line installers and repairers	300	27.01	\$20.61	\$42,867	4.47	\$13.83	\$16.32	\$19.92	\$24.07	\$28.61	\$28,761	\$33,942	\$41,436	\$50,067	\$59,517
49-9062	Medical equipment repairers	130	36.96	\$21.71	\$45,160	8.96	\$14.19	\$16.66	\$21.78	\$26.88	\$29.27	\$29,521	\$34,655	\$45,293	\$55,918	\$60,882
49-9071	Maintenance and repair workers, general	2,280	6.81	\$17.96	\$37,367	3	\$10.47	\$12.67	\$16.58	\$22.21	\$27.63	\$21,772	\$26,344	\$34,491	\$46,195	\$57,461
49-9091	Coin, vending, and amusement machine servicers and repairers	60	24.31	\$15.71	\$32,684	3.92	\$11.79	\$13.72	\$15.97	\$17.90	\$20.17	\$24,516	\$28,534	\$33,221	\$37,235	\$41,948

# Data unavailable

Occupational Code	Occupational Title	Employment Estimate	Employment Percentage Relative Standard Error	Average Hourly Wage	Average Annual Wage	Wage Percentage Relative Standard Error	10th Percentile (Hourly)	25th Percentile (Hourly)	50th Percentile (Hourly)	75th Percentile (Hourly)	90th Percentile (Hourly)	10th Percentile (Annual)	25th Percentile (Annual)	50th Percentile (Annual)	75th Percentile (Annual)	90th Percentile (Annual)
49-9094	Locksmiths and safe repairers	100	10.34	\$15.67	\$32,593	10.25	\$12.27	\$13.06	\$14.37	\$18.94	\$22.49	\$25,527	\$27,166	\$29,899	\$39,397	\$46,784
49-9098	Helpers--installation, maintenance, and repair workers	#	#	\$11.58	\$24,077	3.51	\$8.54	\$9.02	\$10.94	\$13.70	\$16.39	\$17,772	\$18,753	\$22,756	\$28,490	\$34,084
49-9099	Installation, maintenance, and repair workers, all other	370	12.27	\$15.73	\$32,725	5.06	\$10.47	\$12.20	\$14.62	\$18.42	\$23.16	\$21,785	\$25,376	\$30,415	\$38,318	\$48,180
<b>51-0000</b>	<b>Production</b>	<b>8,950</b>	<b>5.89</b>	<b>\$16.90</b>	<b>\$35,145</b>	<b>2.61</b>	<b>\$9.17</b>	<b>\$11.11</b>	<b>\$14.65</b>	<b>\$19.92</b>	<b>\$27.59</b>	<b>\$19,081</b>	<b>\$23,118</b>	<b>\$30,471</b>	<b>\$41,443</b>	<b>\$57,381</b>
51-1011	First-line supervisors of production and operating workers	520	7.8	\$31.59	\$65,710	4.38	\$15.21	\$21.95	\$29.89	\$40.20	\$49.84	\$31,628	\$45,662	\$62,173	\$83,613	\$103,675
51-2022	Electrical and electronic equipment assemblers	#	#	\$14.13	\$29,382	6.32	\$9.09	\$10.36	\$12.95	\$16.65	\$21.26	\$18,906	\$21,548	\$26,933	\$34,631	\$44,224
51-2092	Team assemblers	240	26.65	\$12.88	\$26,789	7.78	\$8.47	\$8.83	\$9.79	\$16.06	\$21.08	\$17,619	\$18,371	\$20,354	\$33,410	\$43,850
51-2099	Assemblers and fabricators, all other	380	17.32	\$12.27	\$25,522	4.38	\$8.67	\$9.36	\$11.45	\$14.52	\$17.38	\$18,024	\$19,462	\$23,825	\$30,210	\$36,159
51-3011	Bakers	210	19.64	\$13.08	\$27,205	5.17	\$8.78	\$9.70	\$12.45	\$14.98	\$18.72	\$18,270	\$20,168	\$25,901	\$31,151	\$38,935
51-3021	Butchers and meat cutters	230	21.7	\$14.95	\$31,103	6.49	\$9.43	\$11.09	\$14.57	\$18.21	\$21.85	\$19,608	\$23,070	\$30,313	\$37,883	\$45,441
51-3091	Food and tobacco roasting, baking, and drying machine operators and tenders	50	44.08	\$14.71	\$30,591	3.46	\$8.94	\$12.29	\$14.45	\$17.63	\$20.92	\$18,604	\$25,566	\$30,046	\$36,665	\$43,517
51-3099	Food processing workers, all other	70	16.73	\$13.34	\$27,747	3.95	\$8.80	\$10.03	\$13.38	\$16.80	\$18.23	\$18,295	\$20,862	\$27,838	\$34,935	\$37,915
51-4011	Computer-controlled machine tool operators, metal and plastic	#	#	\$22.92	\$47,679	5.42	\$14.12	\$17.75	\$23.26	\$28.18	\$31.03	\$29,364	\$36,925	\$48,389	\$58,613	\$64,552
51-4031	Cutting, punching, and press machine setters, operators, and tenders, metal and plastic	#	#	\$11.78	\$24,495	12.25	\$8.50	\$8.91	\$9.58	\$15.10	\$18.04	\$17,682	\$18,527	\$19,931	\$31,411	\$37,518
51-4034	Lathe and turning machine tool setters, operators, and tenders, metal and plastic	30	6.63	\$14.52	\$30,194	7.05	\$10.39	\$11.91	\$13.45	\$15.11	\$18.05	\$21,603	\$24,775	\$27,980	\$31,426	\$37,544
51-4041	Machinists	450	18	\$19.77	\$41,126	3.12	\$11.12	\$15.34	\$20.08	\$24.00	\$28.43	\$23,132	\$31,909	\$41,767	\$49,930	\$59,134
51-4072	Molding, coremaking, and casting machine setters, operators, and tenders, metal and plastic	#	#	\$14.70	\$30,573	6.24	\$8.97	\$10.42	\$13.34	\$17.08	\$23.80	\$18,661	\$21,665	\$27,757	\$35,518	\$49,497
51-4081	Multiple machine tool setters, operators, and tenders, metal and plastic	#	#	\$14.29	\$29,714	4.01	\$10.55	\$12.30	\$14.10	\$16.38	\$18.33	\$21,939	\$25,594	\$29,325	\$34,061	\$38,119
51-4111	Tool and die makers	60	38.5	\$24.78	\$51,539	7.46	\$16.09	\$17.95	\$24.97	\$31.26	\$35.41	\$33,472	\$37,345	\$51,930	\$65,011	\$73,653
51-4121	Welders, cutters, solderers, and brazers	250	24.37	\$20.88	\$43,437	4.81	\$14.49	\$16.83	\$20.10	\$23.39	\$30.37	\$30,144	\$35,013	\$41,810	\$48,659	\$63,168
51-4122	Welding, soldering, and brazing machine setters, operators, and tenders	#	#	\$15.65	\$32,555	2.21	\$10.89	\$12.57	\$14.42	\$17.43	\$23.03	\$22,657	\$26,138	\$29,987	\$36,247	\$47,898
51-4193	Plating and coating machine setters, operators, and tenders, metal and plastic	#	#	\$17.28	\$35,951	5.43	\$12.87	\$14.21	\$16.66	\$19.51	\$23.45	\$26,777	\$29,564	\$34,651	\$40,576	\$48,780
51-5111	Prepress technicians and workers	70	35.54	\$19.49	\$40,543	3.26	\$15.04	\$16.72	\$19.29	\$22.56	\$25.72	\$31,274	\$34,781	\$40,133	\$46,932	\$53,493
51-5112	Printing press operators	230	28.4	\$15.75	\$32,754	3.92	\$10.49	\$12.45	\$15.60	\$18.58	\$22.06	\$21,813	\$25,892	\$32,456	\$38,643	\$45,894
51-5113	Print binding and finishing workers	90	43.34	\$14.72	\$30,624	6.26	\$8.97	\$11.72	\$14.14	\$18.10	\$21.72	\$18,665	\$24,376	\$29,420	\$37,654	\$45,170
51-6011	Laundry and dry-cleaning workers	500	27.11	\$10.26	\$21,348	5.79	\$8.45	\$8.79	\$9.34	\$11.10	\$13.06	\$17,582	\$18,278	\$19,430	\$23,092	\$27,166
51-6031	Sewing machine operators	100	27.66	\$11.57	\$24,076	8.19	\$8.53	\$8.99	\$10.22	\$13.36	\$16.51	\$17,750	\$18,696	\$21,263	\$27,797	\$34,332
51-6052	Tailors, dressmakers, and custom sewers	70	35.73	\$11.70	\$24,326	7.01	\$8.61	\$9.17	\$11.32	\$13.79	\$15.86	\$17,902	\$19,077	\$23,552	\$28,676	\$32,998
51-7011	Cabinetmakers and bench carpenters	110	22.48	\$17.10	\$35,576	4.74	\$10.78	\$13.07	\$17.04	\$20.76	\$23.60	\$22,428	\$27,193	\$35,446	\$43,189	\$49,090
51-7041	Sawing machine setters, operators, and tenders, wood	#	#	\$12.19	\$25,355	9.49	\$8.76	\$9.54	\$11.53	\$13.97	\$16.84	\$18,212	\$19,853	\$23,976	\$29,056	\$35,020
51-7042	Woodworking machine setters, operators, and tenders, except sawing	40	38.36	\$13.19	\$27,436	8.44	\$8.99	\$10.23	\$13.02	\$16.31	\$17.88	\$18,692	\$21,273	\$27,087	\$33,928	\$37,181
51-8021	Stationary engineers and boiler operators	50	36.98	\$17.34	\$36,062	6.31	\$10.37	\$11.62	\$16.06	\$22.16	\$27.11	\$21,568	\$24,167	\$33,407	\$46,090	\$56,386
51-8031	Water and wastewater treatment plant and system operators	190	17.68	\$23.75	\$49,393	4.96	\$13.51	\$18.03	\$23.68	\$28.67	\$34.72	\$28,107	\$37,499	\$49,248	\$59,631	\$72,214
51-8099	Plant and system operators, all other	70	3.04	\$23.20	\$48,246	3.48	\$14.01	\$20.69	\$23.63	\$26.92	\$29.81	\$29,143	\$43,045	\$49,142	\$55,985	\$62,003
51-9023	Mixing and blending machine setters, operators, and tenders	10	44.21	\$16.56	\$34,450	3.69	\$10.04	\$12.76	\$15.02	\$18.91	\$23.66	\$20,881	\$26,549	\$31,238	\$39,343	\$49,222
51-9032	Cutting and slicing machine setters, operators, and tenders	20	37.71	\$16.23	\$33,757	2.66	\$12.60	\$15.10	\$16.53	\$17.96	\$18.89	\$26,215	\$31,399	\$34,382	\$37,367	\$39,287
51-9061	Inspectors, testers, sorters, samplers, and weighers	530	11.98	\$15.04	\$31,279	3.39	\$8.78	\$10.04	\$14.51	\$18.03	\$22.24	\$18,263	\$20,881	\$30,181	\$37,505	\$46,257
51-9081	Dental laboratory technicians	90	21.97	\$21.43	\$44,573	10.34	\$12.10	\$14.07	\$22.22	\$27.39	\$30.57	\$25,163	\$29,260	\$46,211	\$56,976	\$63,592
51-9082	Medical appliance technicians	#	#	\$16.19	\$33,672	4.78	\$8.99	\$12.42	\$14.22	\$17.87	\$28.00	\$18,706	\$25,829	\$29,581	\$37,171	\$58,230
51-9083	Ophthalmic laboratory technicians	200	45.55	\$16.33	\$33,974	6.23	\$12.45	\$13.43	\$15.06	\$17.81	\$22.34	\$25,893	\$27,926	\$31,333	\$37,052	\$46,477
51-9111	Packaging and filling machine operators and tenders	140	28.58	\$12.12	\$25,216	8.34	\$8.53	\$8.99	\$10.91	\$15.03	\$17.83	\$17,748	\$18,692	\$22,684	\$31,264	\$37,076
51-9121	Coating, painting, and spraying machine setters, operators, and tenders	50	20.04	\$12.93	\$26,901	5.32	\$8.74	\$9.68	\$11.49	\$15.13	\$20.58	\$18,183	\$20,132	\$23,901	\$31,461	\$42,804

# Data unavailable

Occupational Code	Occupational Title	Employment Estimate	Employment Percentage Relative Standard Error	Average Hourly Wage	Average Annual Wage	Wage Percentage Relative Standard Error	10th Percentile (Hourly)	25th Percentile (Hourly)	50th Percentile (Hourly)	75th Percentile (Hourly)	90th Percentile (Hourly)	10th Percentile (Annual)	25th Percentile (Annual)	50th Percentile (Annual)	75th Percentile (Annual)	90th Percentile (Annual)
51-9122	Painters, transportation equipment	90	41.27	\$31.07	\$64,616	9.45	\$14.58	\$19.19	\$28.10	\$39.79	\$55.68	\$30,325	\$39,913	\$58,457	\$82,772	\$115,806
51-9123	Painting, coating, and decorating workers	20	48.82	\$20.33	\$42,285	14.89	\$10.82	\$15.76	\$18.23	\$27.41	\$29.75	\$22,506	\$32,789	\$37,914	\$57,009	\$61,885
51-9151	Photographic process workers and processing machine operators	10	34.31	\$14.57	\$30,312	12.65	\$9.14	\$9.85	\$11.45	\$17.28	\$26.95	\$19,003	\$20,486	\$23,826	\$35,941	\$56,057
51-9194	Etchers and engravers	30	21.78	\$13.88	\$28,878	6.3	\$11.06	\$12.49	\$13.67	\$14.88	\$17.46	\$23,010	\$25,979	\$28,437	\$30,947	\$36,308
51-9198	Helpers--production workers	140	17.79	\$11.46	\$23,827	3.93	\$8.59	\$9.12	\$11.04	\$13.47	\$14.78	\$17,858	\$18,968	\$22,965	\$28,012	\$30,750
51-9199	Production workers, all other	310	8.67	\$11.93	\$24,819	8.47	\$9.61	\$10.09	\$10.87	\$11.66	\$17.44	\$19,982	\$20,985	\$22,618	\$24,251	\$36,268
<b>53-0000</b>	<b>Transportation and material moving</b>	<b>10,800</b>	<b>4.35</b>	<b>\$15.25</b>	<b>\$31,715</b>	<b>2.7</b>	<b>\$8.84</b>	<b>\$9.95</b>	<b>\$13.41</b>	<b>\$18.02</b>	<b>\$23.94</b>	<b>\$18,382</b>	<b>\$20,700</b>	<b>\$27,897</b>	<b>\$37,476</b>	<b>\$49,797</b>
53-1021	First-line supervisors of helpers, laborers, and material movers,	170	19.3	\$21.58	\$44,880	4.83	\$15.03	\$16.67	\$19.14	\$26.32	\$29.79	\$31,267	\$34,674	\$39,804	\$54,744	\$61,960
53-1031	First-line supervisors of transportation and material-moving mach	200	10.91	\$25.27	\$52,554	3.53	\$13.50	\$17.83	\$25.23	\$33.39	\$36.97	\$28,077	\$37,089	\$52,478	\$69,452	\$76,889
53-2012	Commercial pilots	#	#	#	\$69,809	2.27	#	#	#	#	#	\$51,311	\$60,434	\$70,441	\$78,983	\$91,337
53-3021	Bus drivers, transit and intercity	250	32.61	\$17.67	\$36,745	5.57	\$11.27	\$15.35	\$18.09	\$21.15	\$23.15	\$23,452	\$31,933	\$37,624	\$43,997	\$48,149
53-3022	Bus drivers, school or special client	850	5.04	\$14.10	\$29,337	1.65	\$11.83	\$12.65	\$13.83	\$15.06	\$17.81	\$24,604	\$26,321	\$28,769	\$31,330	\$37,052
53-3031	Driver/sales workers	950	24.7	\$11.30	\$23,508	10.46	\$8.43	\$8.74	\$9.25	\$9.93	\$15.16	\$17,543	\$18,179	\$19,240	\$20,651	\$31,535
53-3032	Heavy and tractor-trailer truck drivers	1,510	6.1	\$19.30	\$40,152	3.4	\$13.04	\$15.18	\$18.56	\$23.07	\$27.52	\$27,131	\$31,569	\$38,613	\$47,975	\$57,248
53-3033	Light truck or delivery services drivers	1,640	15.87	\$14.52	\$30,198	8.32	\$8.67	\$9.34	\$12.27	\$16.52	\$26.77	\$18,034	\$19,417	\$25,523	\$34,352	\$55,688
53-3041	Taxi drivers and chauffeurs	200	30.64	\$10.80	\$22,462	3.1	\$8.93	\$9.68	\$10.63	\$11.57	\$13.19	\$18,569	\$20,142	\$22,101	\$24,062	\$27,431
53-3099	Motor vehicle operators, all other	190	27.64	\$14.21	\$29,566	10.87	\$9.02	\$10.10	\$11.89	\$18.86	\$20.52	\$18,764	\$21,015	\$24,729	\$39,234	\$42,679
53-6021	Parking lot attendants	160	14.73	\$11.51	\$23,933	5.81	\$8.69	\$9.38	\$11.24	\$13.38	\$14.77	\$18,071	\$19,501	\$23,374	\$27,834	\$30,730
53-6031	Automotive and watercraft service attendants	#	#	\$10.82	\$22,510	10.26	\$8.48	\$8.86	\$9.64	\$11.40	\$14.37	\$17,646	\$18,437	\$20,059	\$23,716	\$29,890
53-6041	Traffic technicians	20	11.1	\$30.82	\$64,113	5.83	\$24.55	\$26.00	\$28.43	\$33.29	\$44.73	\$51,068	\$54,090	\$59,125	\$69,235	\$93,046
53-6051	Transportation inspectors	20	15.97	\$29.08	\$60,484	5.83	\$20.70	\$21.64	\$25.92	\$32.88	\$50.41	\$43,059	\$45,002	\$53,918	\$68,398	\$104,855
53-6099	Transportation workers, all other	50	33.41	\$17.01	\$35,386	5.18	\$11.24	\$13.30	\$17.18	\$20.63	\$22.92	\$23,385	\$27,661	\$35,738	\$42,915	\$47,672
53-7021	Crane and tower operators	10	29.08	\$32.24	\$67,052	7.28	\$22.37	\$25.46	\$31.12	\$38.80	\$45.71	\$46,531	\$52,947	\$64,737	\$80,710	\$95,071
53-7032	Excavating and loading machine and dragline operators	60	21.75	\$23.26	\$48,375	8.55	\$15.52	\$19.79	\$24.61	\$28.05	\$30.01	\$32,275	\$41,155	\$51,187	\$58,348	\$62,429
53-7051	Industrial truck and tractor operators	450	12.08	\$14.69	\$30,565	2.44	\$9.30	\$11.25	\$15.03	\$17.60	\$19.35	\$19,347	\$23,410	\$31,255	\$36,607	\$40,255
53-7061	Cleaners of vehicles and equipment	580	23.1	10.97	22815	2.34	8.62	9.2	10.47	11.84	14.51	17927	19140	21780	24628	30174
53-7062	Laborers and freight, stock, and material movers, hand	2,290	7.02	13.54	28172	3.63	8.91	10.03	12.64	15.53	20.97	18540	20861	26289	32298	43610
53-7063	Machine feeders and offbearers	50	29.91	16.63	34592	3.94	15.15	15.83	16.97	18.1	18.79	31504	32924	35289	37655	39075
53-7064	Packers and packagers, hand	470	15.84	10.5	21846	3.82	8.43	8.73	9.23	11.3	15.77	17534	18157	19197	23501	32811
53-7081	Refuse and recyclable material collectors	220	30.19	16.32	33939	12.22	9.43	12.34	14.84	19.88	25.53	19613	25672	30868	41341	53107

Occupational Code	Occupational Title	Employment Estimate	Employment Percentage Relative Standard Error	Average Hourly Wage	Average Annual Wage	Wage Percentage Relative Standard Error	10th Percentile (Hourly)	25th Percentile (Hourly)	50th Percentile (Hourly)	75th Percentile (Hourly)	90th Percentile (Hourly)	10th Percentile (Annual)	25th Percentile (Annual)	50th Percentile (Annual)	75th Percentile (Annual)	90th Percentile (Annual)
<b>00-0000</b>	<b>Total all occupations</b>	<b>1,374,280</b>	<b>0.56</b>	<b>\$26.18</b>	<b>\$54,454</b>	<b>0.92</b>	<b>\$9.27</b>	<b>\$12.44</b>	<b>\$19.83</b>	<b>\$32.51</b>	<b>\$49.84</b>	<b>\$19,285</b>	<b>\$25,866</b>	<b>\$41,245</b>	<b>\$67,618</b>	<b>\$103,674</b>
<b>11-0000</b>	<b>Management</b>	<b>65,770</b>	<b>1.67</b>	<b>\$63.38</b>	<b>\$131,823</b>	<b>1.12</b>	<b>\$27.07</b>	<b>\$38.89</b>	<b>\$55.98</b>	<b>\$77.61</b>	<b>#</b>	<b>\$56,307</b>	<b>\$80,896</b>	<b>\$116,438</b>	<b>\$161,439</b>	<b>#</b>
11-1011	Chief executives	570	8.86	\$109.10	\$226,932	5.08	\$47.52	\$71.85	#	#	#	\$98,847	\$149,443	#	#	#
11-1021	General and operations managers	24,240	2.4	\$66.33	\$137,960	1.71	\$25.05	\$36.57	\$55.46	\$86.44	#	\$52,112	\$76,074	\$115,361	\$179,805	#
11-1031	Legislators	130	11.95	#	\$108,616	16.05	#	#	#	#	#	\$18,114	\$21,037	\$80,332	\$101,227	#
11-2011	Advertising and promotions managers	430	35.46	\$54.30	\$112,943	5.8	\$25.75	\$33.13	\$61.33	\$69.81	\$74.97	\$53,565	\$68,902	\$127,563	\$145,207	\$155,944
11-2021	Marketing managers	1,960	8.09	\$70.66	\$146,964	3.04	\$37.55	\$48.02	\$63.89	\$87.43	#	\$78,106	\$99,872	\$132,883	\$181,853	#
11-2022	Sales managers	3,140	5.26	\$69.89	\$145,380	2.77	\$29.75	\$43.44	\$63.69	\$87.21	#	\$61,881	\$90,350	\$132,476	\$181,398	#
11-2031	Public relations and fundraising managers	620	4.99	\$65.22	\$135,666	2.79	\$35.58	\$45.07	\$59.36	\$78.42	#	\$73,999	\$93,755	\$123,479	\$163,112	#
11-3011	Administrative services managers	1,380	4.79	\$52.07	\$108,304	2.03	\$26.55	\$35.30	\$48.41	\$62.00	\$79.46	\$55,223	\$73,429	\$100,701	\$128,965	\$165,281
11-3021	Computer and information systems managers	4,470	5.66	\$78.48	\$163,235	3.4	\$49.30	\$59.57	\$71.66	\$90.02	#	\$102,534	\$123,902	\$149,057	\$187,242	#
11-3031	Financial managers	3,980	4.88	\$77.09	\$160,340	1.87	\$42.77	\$54.17	\$68.57	\$91.25	#	\$88,970	\$112,682	\$142,620	\$189,797	#
11-3051	Industrial production managers	680	7.48	\$53.48	\$111,241	3.26	\$27.03	\$37.56	\$48.86	\$63.97	\$83.64	\$56,223	\$78,119	\$101,636	\$133,067	\$173,968
11-3061	Purchasing managers	600	8	\$61.58	\$128,084	1.66	\$41.32	\$51.24	\$59.87	\$71.61	\$83.53	\$85,951	\$106,572	\$124,529	\$148,945	\$173,735
11-3071	Transportation, storage, and distribution managers	920	10.39	\$54.77	\$113,917	4.64	\$27.61	\$36.56	\$49.82	\$63.23	\$90.45	\$57,434	\$76,048	\$103,629	\$131,527	\$188,132
11-3111	Compensation and benefits managers	160	19.07	\$67.34	\$140,068	3.29	\$35.41	\$51.66	\$67.19	\$78.75	#	\$73,649	\$107,459	\$139,756	\$163,808	#
11-3121	Human resources managers	1,080	5.69	\$69.76	\$145,093	2.22	\$41.03	\$50.31	\$63.86	\$82.98	#	\$85,338	\$104,650	\$132,824	\$172,593	#
11-3131	Training and development managers	250	10.44	\$53.11	\$110,475	2.64	\$33.96	\$40.69	\$51.45	\$62.19	\$75.77	\$70,627	\$84,642	\$107,015	\$129,363	\$157,605
11-9021	Construction managers	3,890	11.04	\$45.81	\$95,282	3.64	\$25.68	\$31.79	\$43.24	\$56.27	\$70.09	\$53,423	\$66,133	\$89,941	\$117,050	\$145,785
11-9031	Education administrators, preschool and childcare center/program	390	26.04	\$22.83	\$47,493	7.99	\$12.72	\$14.85	\$19.01	\$26.80	\$41.83	\$26,449	\$30,886	\$39,548	\$55,736	\$86,998
11-9032	Education administrators, elementary and secondary school	2,180	1.12	#	\$88,368	1.31	#	#	#	#	#	\$64,842	\$75,576	\$88,951	\$100,474	\$116,828
11-9033	Education administrators, postsecondary	980	4.05	\$44.81	\$93,204	5.15	\$21.04	\$28.51	\$38.68	\$52.14	\$77.06	\$43,760	\$59,299	\$80,460	\$108,460	\$160,290
11-9039	Education administrators, all other	160	21.99	\$37.10	\$77,166	5.51	\$21.70	\$25.82	\$33.38	\$45.18	\$56.13	\$45,143	\$53,705	\$69,431	\$93,981	\$116,750
11-9041	Architectural and engineering managers	2,130	8.45	\$78.74	\$163,776	2.32	\$53.63	\$62.07	\$72.61	\$89.63	#	\$111,559	\$129,112	\$151,020	\$186,421	#
11-9051	Food service managers	1,110	22.66	\$30.58	\$63,603	7.11	\$16.78	\$19.51	\$28.20	\$35.90	\$50.67	\$34,901	\$40,577	\$58,654	\$74,668	\$105,394
11-9061	Funeral service managers	60	18.59	\$30.78	\$64,026	8.11	\$23.93	\$26.77	\$30.89	\$35.21	\$37.81	\$49,768	\$55,689	\$64,249	\$73,247	\$78,646
11-9071	Gaming managers	30	5.75	\$32.82	\$68,259	3.04	\$21.37	\$24.24	\$28.54	\$36.12	\$46.35	\$44,460	\$50,416	\$59,360	\$75,125	\$96,412
11-9081	Lodging managers	250	23.19	\$35.92	\$74,719	16.75	\$19.44	\$21.30	\$25.11	\$34.22	\$62.30	\$40,426	\$44,310	\$52,230	\$71,184	\$129,584
11-9111	Medical and health services managers	2,150	5.05	\$57.42	\$119,436	2.78	\$33.18	\$40.43	\$53.28	\$67.64	\$85.53	\$69,019	\$84,085	\$110,817	\$140,696	\$177,897
11-9121	Natural sciences managers	670	5.1	\$68.74	\$142,977	7.35	\$43.07	\$50.24	\$59.00	\$74.59	#	\$89,575	\$104,509	\$122,710	\$155,142	#
11-9131	Postmasters and mail superintendents	40	0	\$36.79	\$76,517	1.46	\$28.80	\$30.12	\$34.60	\$40.08	\$51.60	\$59,914	\$62,655	\$71,958	\$83,361	\$107,318
11-9141	Property, real estate, and community association managers	1,500	12.62	\$44.04	\$91,596	5.25	\$20.13	\$24.23	\$39.55	\$50.31	\$82.04	\$41,870	\$50,395	\$82,273	\$104,637	\$170,633
11-9151	Social and community service managers	740	10.57	\$32.44	\$67,465	2.66	\$19.44	\$24.64	\$29.08	\$39.26	\$48.80	\$40,431	\$51,257	\$60,480	\$81,652	\$101,495
11-9161	Emergency management directors	50	9.66	\$44.12	\$91,768	2.91	\$27.32	\$34.02	\$42.43	\$51.80	\$69.84	\$56,819	\$70,766	\$88,247	\$107,752	\$145,277
11-9199	Managers, all other	4,800	2.79	\$64.53	\$134,221	1.84	\$37.33	\$47.32	\$58.96	\$75.20	#	\$77,653	\$98,418	\$122,641	\$156,407	#
<b>13-0000</b>	<b>Business and financial operations</b>	<b>111,080</b>	<b>1.71</b>	<b>\$37.54</b>	<b>\$78,086</b>	<b>0.94</b>	<b>\$19.63</b>	<b>\$25.54</b>	<b>\$34.08</b>	<b>\$44.99</b>	<b>\$59.14</b>	<b>\$40,831</b>	<b>\$53,125</b>	<b>\$70,883</b>	<b>\$93,582</b>	<b>\$123,011</b>
13-1011	Agents and business managers of artists, performers, and athletes	50	23.79	#	#	#	#	#	#	#	#	#	#	#	#	#
13-1021	Buyers and purchasing agents, farm products	80	22.68	\$29.54	\$61,449	2.93	\$20.67	\$24.21	\$28.88	\$34.77	\$39.59	\$42,985	\$50,358	\$60,066	\$72,323	\$82,342
13-1022	Wholesale and retail buyers, except farm products	940	15.11	\$26.29	\$54,677	3.24	\$15.65	\$18.61	\$24.30	\$30.10	\$40.23	\$32,546	\$38,699	\$50,535	\$62,610	\$83,686
13-1023	Purchasing agents, except wholesale, retail, and farm products	3,720	5.15	\$33.73	\$70,165	1.91	\$20.09	\$25.43	\$32.11	\$41.18	\$49.38	\$41,791	\$52,898	\$66,788	\$85,645	\$102,717
13-1031	Claims adjusters, examiners, and investigators	2,950	12.26	\$32.78	\$68,189	2.37	\$20.80	\$26.00	\$32.53	\$39.29	\$45.88	\$43,254	\$54,080	\$67,669	\$81,714	\$95,422
13-1032	Insurance appraisers, auto damage	80	11.8	\$34.04	\$70,812	4.23	\$24.28	\$28.24	\$34.34	\$40.19	\$46.21	\$50,503	\$58,734	\$71,437	\$83,590	\$96,117
13-1041	Compliance officers, except agriculture, construction, health and safety, and transportation	3,050	3.6	\$34.79	\$72,361	1.44	\$20.60	\$25.93	\$33.18	\$42.19	\$51.14	\$42,852	\$53,933	\$69,023	\$87,747	\$106,377
13-1051	Cost estimators	2,650	7.06	\$33.26	\$69,172	2.18	\$17.98	\$23.50	\$31.85	\$39.89	\$50.22	\$37,407	\$48,887	\$66,245	\$82,967	\$104,466
13-1071	Human resources specialists	6,790	4.73	\$32.79	\$68,200	1.41	\$18.23	\$23.44	\$31.19	\$40.37	\$49.49	\$37,919	\$48,753	\$64,884	\$83,976	\$102,939
13-1075	Labor relations specialists	350	19.77	#	#	#	#	#	#	#	#	#	#	#	#	#
13-1081	Logisticians	1,690	6.01	\$38.35	\$79,776	2.89	\$23.85	\$28.48	\$35.63	\$45.81	\$60.15	\$49,608	\$59,237	\$74,105	\$95,294	\$125,107

# Data unavailable

Occupational Code	Occupational Title	Employment Estimate	Employment Percentage Relative Standard Error	Average Hourly Wage	Average Annual Wage	Wage Percentage Relative Standard Error	10th Percentile (Hourly)	25th Percentile (Hourly)	50th Percentile (Hourly)	75th Percentile (Hourly)	90th Percentile (Hourly)	10th Percentile (Annual)	25th Percentile (Annual)	50th Percentile (Annual)	75th Percentile (Annual)	90th Percentile (Annual)
13-1111	Management analysts	5,800	5.71	\$44.11	\$91,752	3.72	\$24.29	\$30.36	\$39.01	\$51.31	\$76.36	\$50,522	\$63,148	\$81,144	\$106,724	\$158,829
13-1121	Meeting, convention, and event planners	1,670	16.31	\$20.68	\$43,011	3.41	\$10.32	\$13.63	\$18.84	\$25.84	\$34.27	\$21,470	\$28,344	\$39,188	\$53,742	\$71,281
13-1131	Fundraisers	710	7.63	\$29.19	\$60,715	2.63	\$17.23	\$21.15	\$27.70	\$36.08	\$44.68	\$35,844	\$43,984	\$57,617	\$75,050	\$92,931
13-1141	Compensation, benefits, and job analysis specialists	840	9.1	\$34.27	\$71,275	2.95	\$20.15	\$25.51	\$32.59	\$41.43	\$52.45	\$41,921	\$53,068	\$67,780	\$86,181	\$109,098
13-1151	Training and development specialists	3,650	5.41	\$33.38	\$69,422	1.98	\$18.89	\$25.03	\$32.29	\$40.50	\$48.35	\$39,293	\$52,058	\$67,157	\$84,243	\$100,563
13-1161	Market research analysts and marketing specialists	8,170	4.77	\$39.75	\$82,688	3.58	\$18.94	\$25.14	\$35.38	\$47.72	\$66.67	\$39,391	\$52,281	\$73,597	\$99,250	\$138,682
13-1199	Business operations specialists, all other	26,930	3.19	\$39.07	\$81,256	1.27	\$20.63	\$26.89	\$36.67	\$47.77	\$62.27	\$42,910	\$55,932	\$76,268	\$99,366	\$129,519
13-2011	Accountants and auditors	23,250	3.01	\$36.90	\$76,751	1.24	\$20.61	\$25.82	\$33.53	\$44.11	\$57.26	\$42,878	\$53,709	\$69,743	\$91,744	\$119,110
13-2021	Appraisers and assessors of real estate	1,000	17.92	\$29.83	\$62,055	14.5	\$11.08	\$17.19	\$28.99	\$42.27	\$48.30	\$23,049	\$35,761	\$60,303	\$87,912	\$100,457
13-2031	Budget analysts	670	11.58	\$38.17	\$79,393	1.22	\$25.81	\$31.14	\$37.44	\$44.93	\$51.26	\$53,684	\$64,761	\$77,882	\$93,449	\$106,631
13-2041	Credit analysts	1,090	15.47	\$39.98	\$83,149	6.7	\$24.01	\$27.26	\$34.11	\$48.67	\$67.68	\$49,950	\$56,693	\$70,945	\$101,224	\$140,766
13-2051	Financial analysts	3,190	18.23	\$51.65	\$107,433	9.43	\$22.85	\$29.85	\$36.45	\$60.52	#	\$47,529	\$62,095	\$75,819	\$125,882	#
13-2052	Personal financial advisors	2,260	13.39	\$59.91	\$124,609	11.2	\$26.74	\$33.17	\$41.06	\$68.76	#	\$55,613	\$68,996	\$85,415	\$143,021	#
13-2053	Insurance underwriters	990	31.21	\$36.57	\$76,072	4.39	\$22.36	\$27.32	\$34.64	\$45.06	\$55.91	\$46,504	\$56,836	\$72,044	\$93,715	\$116,298
13-2061	Financial examiners	760	4.24	\$38.15	\$79,361	5.32	\$24.76	\$27.72	\$33.65	\$44.67	\$59.89	\$51,492	\$57,665	\$69,993	\$92,905	\$124,576
13-2071	Credit counselors	140	41.34	\$37.61	\$78,219	3.89	\$21.03	\$26.13	\$39.14	\$44.83	\$54.99	\$43,746	\$54,358	\$81,401	\$93,250	\$114,376
13-2072	Loan officers	3,810	10.33	\$33.06	\$68,766	4.63	\$9.35	\$20.33	\$28.72	\$41.28	\$59.10	\$19,442	\$42,288	\$59,741	\$85,866	\$122,922
13-2081	Tax examiners and collectors, and revenue agents	580	0.05	\$30.14	\$62,690	1.04	\$18.82	\$20.64	\$26.89	\$36.26	\$47.84	\$39,146	\$42,924	\$55,932	\$75,425	\$99,497
13-2082	Tax preparers	570	37.58	#	#	#	#	#	#	#	#	#	#	#	#	#
13-2099	Financial specialists, all other	2,630	10.38	\$32.93	\$68,499	3.91	\$15.05	\$24.10	\$31.61	\$41.57	\$50.74	\$31,312	\$50,121	\$65,742	\$86,464	\$105,538
<b>15-0000</b>	<b>Computer and mathematical</b>	<b>63,100</b>	<b>2.72</b>	<b>\$44.42</b>	<b>\$92,398</b>	<b>1.04</b>	<b>\$23.77</b>	<b>\$32.33</b>	<b>\$43.43</b>	<b>\$55.61</b>	<b>\$67.32</b>	<b>\$49,440</b>	<b>\$67,239</b>	<b>\$90,331</b>	<b>\$115,663</b>	<b>\$140,036</b>
15-1111	Computer and information research scientists	100	22.17	\$35.56	\$73,969	11.8	\$16.09	\$18.01	\$27.48	\$48.30	\$68.21	\$33,462	\$37,469	\$57,169	\$100,462	\$141,866
15-1121	Computer systems analysts	6,220	6.92	\$46.67	\$97,066	1.56	\$27.78	\$34.39	\$43.78	\$56.39	\$73.03	\$57,780	\$71,534	\$91,061	\$117,281	\$151,904
15-1122	Information security analysts	1,090	9.36	\$47.40	\$98,590	1.56	\$31.01	\$37.63	\$45.89	\$57.15	\$68.59	\$64,506	\$78,275	\$95,446	\$118,868	\$142,677
15-1131	Computer programmers	2,130	9.44	\$43.27	\$89,992	5.09	\$24.41	\$32.22	\$40.44	\$53.43	\$62.67	\$50,773	\$67,012	\$84,124	\$111,137	\$130,354
15-1132	Software developers, applications	14,820	5.53	\$50.15	\$104,322	1.74	\$32.11	\$39.33	\$49.70	\$59.87	\$72.12	\$66,795	\$81,807	\$103,375	\$124,526	\$150,007
15-1133	Software developers, systems software	7,840	9.96	\$51.96	\$108,072	2.39	\$32.65	\$41.28	\$50.95	\$61.32	\$74.42	\$67,903	\$85,873	\$105,974	\$127,549	\$154,790
15-1134	Web developers	1,480	15.87	\$33.97	\$70,664	3.74	\$19.42	\$21.99	\$28.79	\$43.52	\$58.65	\$40,400	\$45,742	\$59,892	\$90,530	\$121,991
15-1141	Database administrators	1,530	13.51	\$46.38	\$96,469	1.29	\$26.33	\$38.96	\$48.11	\$56.15	\$61.83	\$54,767	\$81,032	\$100,068	\$116,799	\$128,606
15-1142	Network and computer systems administrators	7,160	4.7	\$41.18	\$85,655	1.42	\$25.15	\$32.24	\$41.13	\$50.32	\$58.89	\$52,316	\$67,052	\$85,544	\$104,659	\$122,498
15-1143	Computer network architects	3,030	7.64	\$51.35	\$106,808	1.51	\$31.81	\$39.92	\$51.83	\$61.12	\$72.99	\$66,169	\$83,035	\$107,807	\$127,129	\$151,813
15-1151	Computer user support specialists	7,890	6.46	\$28.45	\$59,168	1.47	\$16.96	\$21.12	\$26.62	\$34.58	\$43.87	\$35,274	\$43,926	\$55,380	\$71,935	\$91,254
15-1152	Computer network support specialists	2,410	18.19	\$33.70	\$70,087	3.07	\$20.22	\$24.78	\$31.87	\$40.54	\$52.66	\$42,059	\$51,534	\$66,290	\$84,315	\$109,528
15-1199	Computer occupations, all other	6,190	5.31	\$44.78	\$93,140	1.83	\$25.86	\$34.59	\$45.00	\$55.02	\$62.78	\$53,792	\$71,942	\$93,609	\$114,433	\$130,582
15-2011	Actuaries	360	44.37	#	#	#	#	#	#	#	#	#	#	#	#	#
15-2031	Operations research analysts	530	11.1	\$39.26	\$81,666	1.81	\$25.24	\$31.02	\$38.40	\$46.64	\$56.39	\$52,508	\$64,529	\$79,864	\$97,010	\$117,286
15-2041	Statisticians	290	10.64	\$37.71	\$78,430	2.72	\$26.15	\$30.30	\$37.35	\$45.26	\$49.76	\$54,395	\$63,028	\$77,684	\$94,137	\$103,498
15-2099	Mathematical science occupations, all other	20	0	\$43.27	\$89,997	2.12	\$26.04	\$31.86	\$41.63	\$48.30	\$73.36	\$54,157	\$66,272	\$86,582	\$100,459	\$152,580
<b>17-0000</b>	<b>Architecture and engineering</b>	<b>36,740</b>	<b>4.58</b>	<b>\$43.14</b>	<b>\$89,729</b>	<b>1.65</b>	<b>\$22.19</b>	<b>\$30.21</b>	<b>\$39.46</b>	<b>\$52.40</b>	<b>\$68.00</b>	<b>\$46,153</b>	<b>\$62,846</b>	<b>\$82,073</b>	<b>\$109,002</b>	<b>\$141,435</b>
17-1011	Architects, except landscape and naval	1,780	9.09	\$36.95	\$76,853	3.89	\$21.60	\$26.69	\$36.33	\$44.97	\$53.28	\$44,924	\$55,512	\$75,560	\$93,543	\$110,817
17-1012	Landscape architects	320	39.47	\$39.27	\$81,676	5.2	\$30.04	\$32.69	\$37.21	\$46.00	\$53.11	\$62,479	\$67,998	\$77,391	\$95,673	\$110,478
17-1021	Cartographers and photogrammetrists	460	9.54	\$33.62	\$69,938	2.5	\$21.66	\$26.47	\$32.96	\$39.29	\$47.09	\$45,052	\$55,054	\$68,546	\$81,718	\$97,943
17-1022	Surveyors	630	9.71	\$25.26	\$52,541	3.91	\$13.74	\$17.49	\$25.18	\$29.94	\$38.22	\$28,581	\$36,379	\$52,375	\$62,273	\$79,500
17-2011	Aerospace engineers	1,260	23.4	\$62.34	\$129,673	13.24	\$33.89	\$40.23	\$53.41	\$72.26	#	\$70,496	\$83,687	\$111,097	\$150,298	#
17-2031	Biomedical engineers	230	13.85	\$43.22	\$89,893	2.97	\$28.52	\$36.34	\$43.12	\$51.59	\$58.82	\$59,314	\$75,594	\$89,686	\$107,310	\$122,354
17-2041	Chemical engineers	370	15.75	\$45.53	\$94,708	4.98	\$20.74	\$33.07	\$42.61	\$57.07	\$74.29	\$43,143	\$68,792	\$88,625	\$118,702	\$154,527
17-2051	Civil engineers	5,150	10.34	\$42.38	\$88,148	2.59	\$25.75	\$31.37	\$38.63	\$50.11	\$62.36	\$53,565	\$65,248	\$80,358	\$104,221	\$129,704
17-2061	Computer hardware engineers	#	#	\$47.11	\$97,985	5.3	\$23.28	\$36.14	\$47.60	\$57.85	\$69.54	\$48,424	\$75,164	\$99,008	\$120,332	\$144,653
17-2071	Electrical engineers	2,220	10.53	\$46.01	\$95,691	2.14	\$29.43	\$35.24	\$44.50	\$55.69	\$66.70	\$61,208	\$73,294	\$92,561	\$115,833	\$138,741
17-2072	Electronics engineers, except computer	3,660	17.69	\$47.43	\$98,646	2.89	\$31.65	\$36.43	\$44.84	\$56.95	\$70.94	\$65,826	\$75,767	\$93,274	\$118,457	\$157,550
17-2081	Environmental engineers	#	#	\$45.65	\$94,944	3.62	\$28.69	\$35.28	\$44.37	\$54.55	\$63.24	\$59,684	\$73,379	\$92,279	\$113,468	\$131,529

# Data unavailable

Occupational Code	Occupational Title	Employment Estimate	Employment Percentage Relative Standard Error	Average Hourly Wage	Average Annual Wage	Wage Percentage Relative Standard Error	10th Percentile (Hourly)	25th Percentile (Hourly)	50th Percentile (Hourly)	75th Percentile (Hourly)	90th Percentile (Hourly)	10th Percentile (Annual)	25th Percentile (Annual)	50th Percentile (Annual)	75th Percentile (Annual)	90th Percentile (Annual)
17-2111	Health and safety engineers, except mining safety engineers and inspectors	260	23.38	\$47.84	\$99,508	2.11	\$33.75	\$40.25	\$47.11	\$56.39	\$62.95	\$70,192	\$83,723	\$97,994	\$117,283	\$130,940
17-2112	Industrial engineers	1,620	10.05	\$44.96	\$93,514	1.9	\$27.71	\$34.99	\$43.96	\$54.22	\$63.88	\$57,638	\$72,786	\$91,438	\$112,770	\$132,871
17-2131	Materials engineers	410	25.21	\$49.13	\$102,192	4.03	\$31.22	\$37.84	\$50.19	\$58.35	\$67.67	\$64,946	\$78,709	\$104,398	\$121,358	\$140,757
17-2141	Mechanical engineers	3,970	8.57	\$43.99	\$91,508	3.37	\$27.49	\$33.49	\$41.10	\$53.61	\$67.35	\$57,178	\$69,652	\$85,478	\$111,519	\$140,086
17-2151	Mining and geological engineers, including mining safety engineers	460	33.89	\$66.54	\$138,408	10.81	\$32.65	\$41.69	\$53.76	\$81.61	#	\$67,903	\$86,706	\$111,818	\$169,744	#
17-2161	Nuclear engineers	#	#	\$82.89	\$172,408	12.37	\$32.26	\$48.79	\$79.84	#	#	\$67,100	\$101,487	\$166,065	#	#
17-2171	Petroleum engineers	1,460	9.1	\$81.81	\$170,174	4.62	\$43.97	\$55.56	\$73.93	#	#	\$91,448	\$115,575	\$153,777	#	#
17-2199	Engineers, all other	870	11.69	\$48.29	\$100,439	2.27	\$31.37	\$39.84	\$47.41	\$57.57	\$68.57	\$65,249	\$82,868	\$98,609	\$119,746	\$142,621
17-3011	Architectural and civil drafters	1,370	15.01	\$27.79	\$57,805	3.96	\$16.64	\$20.39	\$26.13	\$33.49	\$41.97	\$34,605	\$42,418	\$54,352	\$69,651	\$87,291
17-3012	Electrical and electronics drafters	470	13.43	\$35.34	\$73,500	4	\$21.16	\$25.98	\$31.54	\$42.61	\$57.31	\$44,017	\$54,029	\$65,601	\$88,621	\$119,212
17-3013	Mechanical drafters	570	15.36	\$27.23	\$56,648	4.22	\$16.64	\$19.35	\$24.63	\$32.41	\$40.80	\$34,617	\$40,253	\$51,225	\$67,404	\$84,865
17-3019	Drafters, all other	210	22.78	\$27.56	\$57,330	2.34	\$17.26	\$21.59	\$27.42	\$33.27	\$37.75	\$35,907	\$44,907	\$57,025	\$69,199	\$78,518
17-3021	Aerospace engineering and operations technicians	140	17.23	\$34.98	\$72,766	4.29	\$23.47	\$30.74	\$36.30	\$41.52	\$45.24	\$48,823	\$63,937	\$75,501	\$86,356	\$94,108
17-3022	Civil engineering technicians	570	15.71	\$24.38	\$50,714	4.37	\$14.02	\$17.54	\$23.33	\$29.87	\$34.71	\$29,170	\$36,475	\$48,527	\$62,121	\$72,201
17-3023	Electrical and electronics engineering technicians	1,090	14.28	\$32.59	\$67,790	2.52	\$19.90	\$26.35	\$32.23	\$37.54	\$45.14	\$41,382	\$54,799	\$67,042	\$78,085	\$93,881
17-3025	Environmental engineering technicians	#	#	\$28.51	\$59,292	11.91	\$16.68	\$20.49	\$27.45	\$38.36	\$43.94	\$34,702	\$42,621	\$57,094	\$79,796	\$91,389
17-3026	Industrial engineering technicians	120	23.03	\$28.56	\$59,397	7.09	\$15.57	\$19.69	\$29.99	\$35.36	\$38.88	\$32,383	\$40,954	\$62,383	\$73,544	\$80,861
17-3027	Mechanical engineering technicians	250	16.07	\$31.02	\$64,511	3.58	\$17.24	\$23.30	\$30.66	\$38.34	\$45.63	\$35,866	\$48,469	\$63,770	\$79,743	\$94,919
17-3029	Engineering technicians, except drafters, all other	940	18.39	\$35.30	\$73,430	2.13	\$21.92	\$28.20	\$35.17	\$42.33	\$48.53	\$45,597	\$58,646	\$73,149	\$88,055	\$100,946
17-3031	Surveying and mapping technicians	#	#	\$24.51	\$50,991	3.1	\$16.57	\$19.93	\$22.63	\$28.43	\$35.90	\$34,456	\$41,463	\$47,078	\$59,129	\$74,672
<b>19-0000</b>	<b>Life, physical, and social science</b>	<b>14,500</b>	<b>3.21</b>	<b>\$36.81</b>	<b>\$76,569</b>	<b>4.02</b>	<b>\$16.40</b>	<b>\$22.46</b>	<b>\$32.13</b>	<b>\$46.99</b>	<b>\$61.37</b>	<b>\$34,116</b>	<b>\$46,723</b>	<b>\$66,828</b>	<b>\$97,737</b>	<b>\$127,648</b>
19-1012	Food scientists and technologists	160	15.7	\$37.37	\$77,722	5.12	\$21.03	\$25.71	\$35.73	\$47.31	\$58.25	\$43,749	\$53,473	\$74,316	\$98,397	\$121,168
19-1013	Soil and plant scientists	#	#	\$20.60	\$42,853	19.38	\$12.86	\$14.13	\$16.49	\$19.13	\$36.21	\$26,756	\$29,388	\$34,301	\$39,789	\$57,322
19-1021	Biochemists and biophysicists	150	13.72	\$43.57	\$90,622	7.9	\$21.11	\$28.37	\$39.07	\$57.35	\$73.69	\$43,903	\$59,018	\$81,269	\$119,278	\$153,268
19-1022	Microbiologists	250	30.26	\$32.79	\$68,208	4.24	\$20.42	\$25.55	\$29.51	\$39.00	\$48.80	\$42,471	\$53,147	\$61,375	\$81,130	\$101,505
19-1023	Zoologists and wildlife biologists	160	27.02	\$32.13	\$66,830	2.99	\$20.23	\$23.67	\$29.04	\$39.84	\$47.53	\$42,079	\$49,224	\$60,405	\$82,872	\$98,857
19-1029	Biological scientists, all other	150	8.04	\$36.71	\$76,361	1.82	\$24.98	\$31.22	\$36.31	\$42.25	\$47.09	\$51,955	\$64,938	\$75,524	\$87,889	\$97,938
19-1031	Conservation scientists	210	23.06	\$34.15	\$71,023	3.48	\$21.72	\$24.76	\$29.74	\$41.53	\$54.56	\$45,174	\$51,503	\$61,862	\$86,388	\$113,477
19-1032	Foresters	#	#	\$30.32	\$63,069	2.32	\$19.18	\$25.14	\$30.16	\$37.06	\$39.29	\$39,895	\$52,284	\$62,735	\$77,091	\$81,721
19-1041	Epidemiologists	200	2.39	\$32.43	\$67,454	2.88	\$26.77	\$28.18	\$31.37	\$33.59	\$37.84	\$55,672	\$58,607	\$65,242	\$69,871	\$78,715
19-1042	Medical scientists, except epidemiologists	780	11.49	#	#	#	#	#	#	#	#	#	#	#	#	#
19-2012	Physicists	160	28.87	#	#	#	#	#	#	#	#	#	#	#	#	#
19-2021	Atmospheric and space scientists	40	32.84	\$38.02	\$79,075	4.6	\$27.77	\$31.22	\$38.20	\$44.86	\$50.59	\$57,753	\$64,941	\$79,457	\$93,315	\$105,236
19-2031	Chemists	920	14.19	\$38.96	\$81,031	4.74	\$18.51	\$25.99	\$38.60	\$52.81	\$59.25	\$38,500	\$54,051	\$80,287	\$109,838	\$123,231
19-2032	Materials scientists	100	11.44	\$44.71	\$93,001	2.92	\$26.58	\$34.32	\$44.32	\$54.56	\$63.12	\$55,288	\$71,387	\$92,187	\$113,475	\$131,291
19-2041	Environmental scientists and specialists, including health	1,600	14.28	\$39.07	\$81,257	2.71	\$24.76	\$29.70	\$36.56	\$47.59	\$56.60	\$51,503	\$61,772	\$76,049	\$98,986	\$117,720
19-2042	Geoscientists, except hydrologists and geographers	1,800	10.32	\$59.78	\$124,339	5.04	\$27.14	\$39.16	\$55.99	\$75.59	#	\$56,455	\$81,458	\$116,457	\$157,236	#
19-2043	Hydrologists	220	44.61	\$50.47	\$104,971	2.74	\$36.21	\$40.20	\$46.72	\$61.22	\$69.83	\$75,318	\$83,626	\$97,177	\$127,330	\$145,254
19-3011	Economists	180	15.62	\$45.29	\$94,208	3.78	\$25.82	\$30.22	\$43.06	\$54.28	\$68.43	\$53,702	\$62,852	\$89,574	\$112,911	\$142,338
19-3022	Survey researchers	#	#	\$31.48	\$65,481	25.55	\$16.43	\$18.70	\$22.22	\$33.77	\$82.46	\$34,176	\$38,896	\$46,210	\$70,240	\$171,514
19-3031	Clinical, counseling, and school psychologists	1,500	6.94	\$37.50	\$77,996	3.07	\$16.70	\$27.00	\$36.96	\$50.06	\$57.57	\$34,735	\$56,167	\$76,876	\$104,131	\$119,750
19-3032	Industrial-organizational psychologists	#	#	\$60.81	\$126,489	5.53	\$33.55	\$42.14	\$55.85	\$84.66	\$92.32	\$69,784	\$87,661	\$116,174	\$176,084	\$192,031
19-3039	Psychologists, all other	80	9.46	\$45.61	\$94,866	2.58	\$22.98	\$43.07	\$48.80	\$53.12	\$55.99	\$47,792	\$89,585	\$101,509	\$110,488	\$116,449
19-3051	Urban and regional planners	390	9.5	\$40.76	\$84,786	3.17	\$25.51	\$29.51	\$36.21	\$45.93	\$65.21	\$53,071	\$61,388	\$75,321	\$95,536	\$135,644
19-3091	Anthropologists and archeologists	90	21.21	\$31.27	\$65,048	5.37	\$18.41	\$24.05	\$29.32	\$36.85	\$47.09	\$38,293	\$50,022	\$60,989	\$76,646	\$97,941
19-3092	Geographers	40	0	\$37.43	\$77,856	2.14	\$24.98	\$30.22	\$36.22	\$47.08	\$50.25	\$51,952	\$62,848	\$75,335	\$97,932	\$104,518
19-3093	Historians	60	28.26	\$35.89	\$74,654	3.23	\$19.96	\$25.54	\$33.74	\$43.46	\$55.00	\$41,509	\$53,121	\$70,175	\$90,402	\$114,390
19-3094	Political scientists	20	18.12	\$31.87	\$66,291	3.87	\$16.83	\$19.28	\$22.85	\$48.20	\$59.40	\$35,014	\$40,103	\$47,536	\$100,255	\$123,562
19-4021	Biological technicians	2,060	1.85	\$22.71	\$47,230	1.89	\$14.19	\$16.71	\$21.32	\$27.76	\$34.40	\$29,522	\$34,753	\$44,346	\$57,744	\$71,561

# Data unavailable



Occupational Code	Occupational Title	Employment Estimate	Employment Percentage Relative Standard Error	Average Hourly Wage	Average Annual Wage	Wage Percentage Relative Standard Error	10th Percentile (Hourly)	25th Percentile (Hourly)	50th Percentile (Hourly)	75th Percentile (Hourly)	90th Percentile (Hourly)	10th Percentile (Annual)	25th Percentile (Annual)	50th Percentile (Annual)	75th Percentile (Annual)	90th Percentile (Annual)
19-4031	Chemical technicians	530	16.88	\$20.34	\$42,301	3.99	\$9.29	\$14.83	\$19.59	\$25.80	\$30.85	\$19,332	\$30,842	\$40,752	\$53,658	\$64,177
19-4041	Geological and petroleum technicians	450	22.53	\$35.43	\$73,703	5.06	\$20.09	\$25.31	\$32.19	\$45.06	\$56.92	\$41,792	\$52,652	\$66,965	\$93,718	\$118,399
19-4061	Social science research assistants	220	3.28	\$19.27	\$40,089	2.4	\$10.33	\$13.92	\$19.56	\$23.54	\$28.23	\$21,476	\$28,947	\$40,679	\$48,973	\$58,713
19-4091	Environmental science and protection technicians, including health	370	37.9	\$22.60	\$47,013	5.86	\$13.95	\$16.32	\$20.21	\$27.08	\$35.09	\$29,020	\$33,939	\$42,027	\$56,321	\$72,993
19-4092	Forensic science technicians	210	2.29	\$30.26	\$62,950	1	\$20.70	\$24.20	\$29.13	\$35.68	\$41.85	\$43,065	\$50,336	\$60,593	\$74,215	\$87,048
19-4093	Forest and conservation technicians	90	0	\$19.16	\$39,854	1.24	\$13.13	\$14.73	\$16.48	\$23.35	\$29.14	\$27,300	\$30,645	\$34,288	\$48,566	\$60,601
19-4099	Life, physical, and social science technicians, all other	460	21.68	\$22.66	\$47,141	5.04	\$13.70	\$16.07	\$19.78	\$26.28	\$36.69	\$28,499	\$33,429	\$41,147	\$54,653	\$76,309
<b>21-0000</b>	<b>Community and social services</b>	<b>16,480</b>	<b>2.65</b>	<b>\$23.29</b>	<b>\$48,449</b>	<b>1.82</b>	<b>\$13.30</b>	<b>\$16.66</b>	<b>\$21.76</b>	<b>\$28.52</b>	<b>\$36.27</b>	<b>\$27,665</b>	<b>\$34,659</b>	<b>\$45,270</b>	<b>\$59,332</b>	<b>\$75,448</b>
21-1011	Substance abuse and behavioral disorder counselors	600	20.31	\$23.15	\$48,160	7.96	\$12.71	\$15.98	\$21.91	\$30.01	\$35.54	\$26,441	\$33,248	\$45,564	\$62,431	\$73,932
21-1012	Educational, guidance, school, and vocational counselors	2,060	4.08	\$23.84	\$49,580	2.83	\$13.80	\$17.58	\$22.50	\$29.72	\$36.29	\$28,702	\$36,576	\$46,807	\$61,823	\$75,473
21-1013	Marriage and family therapists	340	32.55	\$25.60	\$53,243	12.18	\$9.40	\$16.03	\$23.74	\$35.90	\$44.25	\$19,560	\$33,338	\$49,373	\$74,676	\$92,044
21-1014	Mental health counselors	2,650	7.19	\$22.46	\$46,722	4.09	\$12.95	\$15.27	\$20.39	\$27.65	\$36.44	\$26,939	\$31,768	\$42,411	\$57,509	\$75,801
21-1015	Rehabilitation counselors	740	17.09	\$20.53	\$42,701	7.49	\$10.94	\$13.87	\$17.98	\$25.76	\$30.65	\$22,756	\$28,853	\$37,407	\$53,586	\$63,745
21-1019	Counselors, all other	130	26.65	\$26.43	\$54,973	2.51	\$16.69	\$19.55	\$22.43	\$30.61	\$45.42	\$34,712	\$40,673	\$46,658	\$63,669	\$94,474
21-1021	Child, family, and school social workers	3,280	9.54	\$23.88	\$49,671	2.29	\$15.93	\$18.28	\$21.98	\$27.79	\$35.80	\$33,129	\$38,027	\$45,709	\$57,807	\$74,459
21-1022	Healthcare social workers	1,120	5.91	\$27.76	\$57,748	2.76	\$18.57	\$21.70	\$26.35	\$32.40	\$37.43	\$38,622	\$45,129	\$54,809	\$67,398	\$77,845
21-1023	Mental health and substance abuse social workers	1,030	12.92	\$19.72	\$41,027	2.48	\$13.21	\$15.55	\$18.15	\$23.51	\$28.91	\$27,477	\$32,344	\$37,757	\$48,891	\$60,143
21-1029	Social workers, all other	470	17.71	\$27.23	\$56,631	4.58	\$16.49	\$20.33	\$26.00	\$34.25	\$39.28	\$34,296	\$42,291	\$54,084	\$71,236	\$81,710
21-1091	Health educators	300	15.45	\$29.69	\$61,747	4.46	\$16.49	\$19.37	\$28.36	\$37.76	\$47.00	\$34,291	\$40,297	\$58,980	\$78,548	\$97,770
21-1092	Probation officers and correctional treatment specialists	1,010	4.59	\$27.23	\$56,648	1.36	\$16.12	\$22.59	\$26.26	\$33.02	\$39.52	\$33,532	\$46,992	\$54,611	\$68,681	\$82,206
21-1093	Social and human service assistants	1,030	14.55	\$15.93	\$33,134	3.05	\$10.58	\$12.46	\$15.50	\$18.61	\$22.52	\$22,007	\$25,908	\$32,235	\$38,718	\$46,847
21-1094	Community health workers	270	25.77	\$25.55	\$53,142	12.56	\$13.51	\$15.95	\$21.65	\$37.22	\$45.78	\$28,098	\$33,167	\$45,040	\$77,409	\$95,224
21-1099	Community and social service specialists, all other	1,050	13.85	\$21.24	\$44,183	4.88	\$11.46	\$14.48	\$19.42	\$26.66	\$33.81	\$23,839	\$30,125	\$40,387	\$55,444	\$70,321
21-2011	Clergy	220	13.99	\$25.47	\$52,979	2.33	\$17.79	\$20.92	\$24.81	\$29.02	\$35.13	\$36,996	\$43,514	\$51,609	\$60,358	\$73,080
21-2021	Directors, religious activities and education	#	#	\$27.79	\$57,810	6.72	\$15.37	\$17.35	\$26.79	\$35.16	\$42.25	\$31,978	\$36,098	\$55,727	\$73,137	\$87,887
21-2099	Religious workers, all other	130	31.26	\$18.23	\$37,923	4.2	\$9.28	\$13.19	\$18.50	\$21.99	\$24.09	\$19,298	\$27,429	\$38,484	\$45,742	\$50,104
<b>23-0000</b>	<b>Legal</b>	<b>15,660</b>	<b>3.64</b>	<b>\$51.33</b>	<b>\$106,768</b>	<b>6.02</b>	<b>\$18.67</b>	<b>\$25.45</b>	<b>\$38.17</b>	<b>\$66.16</b>	<b>#</b>	<b>\$38,824</b>	<b>\$52,933</b>	<b>\$79,387</b>	<b>\$137,620</b>	<b>#</b>
23-1011	Lawyers	8,750	4.11	\$68.61	\$142,700	6.53	\$27.27	\$36.91	\$57.92	\$89.43	#	\$56,720	\$76,766	\$120,475	\$186,014	#
23-1012	Judicial law clerks	150	1.65	\$22.91	\$47,659	3.89	\$19.38	\$19.39	\$24.13	\$25.45	\$26.48	\$40,314	\$40,330	\$50,194	\$52,944	\$55,081
23-1021	Administrative law judges, adjudicators, and hearing officers	170	0	\$51.19	\$106,485	1.43	\$30.68	\$38.14	\$50.24	\$61.08	\$76.82	\$63,808	\$79,325	\$104,503	\$127,041	\$159,778
23-1022	Arbitrators, mediators, and conciliators	20	37.06	\$27.62	\$57,455	12.64	\$13.97	\$20.64	\$23.82	\$29.06	\$55.98	\$29,057	\$42,927	\$49,544	\$60,455	\$116,446
23-1023	Judges, magistrate judges, and magistrates	260	1.2	\$67.79	\$141,001	1.87	\$60.42	\$63.75	\$70.61	\$70.62	\$76.69	\$125,674	\$132,592	\$146,873	\$146,889	\$159,508
23-2011	Paralegals and legal assistants	4,320	7.13	\$26.45	\$55,025	4.27	\$16.20	\$18.82	\$24.62	\$32.97	\$41.25	\$33,689	\$39,137	\$51,209	\$68,587	\$85,800
23-2091	Court reporters	180	42.1	\$41.33	\$85,970	9.23	\$27.18	\$31.16	\$40.12	\$45.86	\$49.35	\$56,541	\$64,808	\$83,455	\$95,393	\$102,645
23-2093	Title examiners, abstractors, and searchers	950	32.99	\$26.45	\$55,026	2.24	\$17.00	\$19.76	\$23.01	\$32.79	\$42.21	\$35,350	\$41,095	\$47,860	\$68,209	\$87,795
23-2099	Legal support workers, all other	860	4.98	\$30.65	\$63,742	2.28	\$18.32	\$22.32	\$28.01	\$36.71	\$47.33	\$38,113	\$46,417	\$58,251	\$76,347	\$98,446
<b>25-0000</b>	<b>Education, training, and library</b>	<b>72,830</b>	<b>1.22</b>	<b>\$26.82</b>	<b>\$55,781</b>	<b>6.23</b>	<b>\$11.83</b>	<b>\$16.15</b>	<b>\$22.71</b>	<b>\$32.04</b>	<b>\$42.48</b>	<b>\$24,599</b>	<b>\$33,593</b>	<b>\$47,230</b>	<b>\$66,633</b>	<b>\$88,359</b>
25-1011	Business teachers, postsecondary	790	2.25	#	\$89,304	9.14	#	#	#	#	#	\$32,342	\$43,633	\$77,191	\$129,655	\$161,044
25-1021	Computer science teachers, postsecondary	250	4.11	#	\$69,077	6.67	#	#	#	#	#	\$31,058	\$35,889	\$57,846	\$92,374	\$127,795
25-1022	Mathematical science teachers, postsecondary	550	1.8	#	\$50,076	6.54	#	#	#	#	#	\$30,138	\$33,913	\$38,868	\$60,271	\$81,563
25-1031	Architecture teachers, postsecondary	#	#	#	\$97,641	6.59	#	#	#	#	#	\$49,058	\$62,576	\$91,770	\$143,465	\$158,684
25-1032	Engineering teachers, postsecondary	390	0	#	\$97,907	2.37	#	#	#	#	#	\$38,718	\$65,016	\$89,574	\$123,135	\$162,402
25-1042	Biological science teachers, postsecondary	270	8.92	#	\$55,889	3.79	#	#	#	#	#	\$29,160	\$33,884	\$45,537	\$71,933	\$99,652
25-1051	Atmospheric, earth, marine, and space sciences teachers, postsecondary	120	0	#	\$74,218	2.81	#	#	#	#	#	\$30,472	\$34,903	\$55,290	\$107,676	\$146,776
25-1052	Chemistry teachers, postsecondary	150	0	#	\$62,168	1.71	#	#	#	#	#	\$31,306	\$36,265	\$56,241	\$82,157	\$108,674
25-1053	Environmental science teachers, postsecondary	20	2.46	#	\$57,385	16.78	#	#	#	#	#	\$33,350	\$35,942	\$51,604	\$84,546	\$95,901
25-1054	Physics teachers, postsecondary	110	0	#	\$76,359	2.69	#	#	#	#	#	\$33,703	\$39,104	\$69,569	\$101,698	\$135,820

# Data unavailable

Occupational Code	Occupational Title	Employment Estimate	Employment Percentage Relative Standard Error	Average Hourly Wage	Average Annual Wage	Wage Percentage Relative Standard Error	10th Percentile (Hourly)	25th Percentile (Hourly)	50th Percentile (Hourly)	75th Percentile (Hourly)	90th Percentile (Hourly)	10th Percentile (Annual)	25th Percentile (Annual)	50th Percentile (Annual)	75th Percentile (Annual)	90th Percentile (Annual)
25-1061	Anthropology and archeology teachers, postsecondary	70	0	#	\$60,308	3.27	#	#	#	#	#	\$33,375	\$36,074	\$52,668	\$75,475	\$95,143
25-1062	Area, ethnic, and cultural studies teachers, postsecondary	60	1.01	#	\$55,568	13.64	#	#	#	#	#	\$32,502	\$35,511	\$41,856	\$70,813	\$106,673
25-1063	Economics teachers, postsecondary	120	4.17	#	\$79,895	6.85	#	#	#	#	#	\$31,094	\$50,136	\$75,719	\$101,430	\$142,886
25-1064	Geography teachers, postsecondary	70	0	#	\$62,785	2.53	#	#	#	#	#	\$33,408	\$38,814	\$59,128	\$78,370	\$96,794
25-1065	Political science teachers, postsecondary	150	2.52	#	\$78,766	9.56	#	#	#	#	#	\$35,235	\$51,523	\$70,848	\$96,818	\$132,603
25-1066	Psychology teachers, postsecondary	260	3.37	#	\$61,163	8.76	#	#	#	#	#	\$31,204	\$35,469	\$51,019	\$75,891	\$104,015
25-1067	Sociology teachers, postsecondary	90	0.22	#	\$58,838	8.01	#	#	#	#	#	\$28,791	\$34,999	\$54,036	\$74,370	\$112,224
25-1069	Social sciences teachers, postsecondary, all other	50	0.18	#	\$71,350	7.61	#	#	#	#	#	\$41,599	\$47,961	\$64,051	\$87,997	\$123,042
25-1071	Health specialties teachers, postsecondary	4,330	2.15	#	\$145,953	8.58	#	#	#	#	#	\$52,212	\$80,494	\$125,806	\$191,263	
25-1072	Nursing instructors and teachers, postsecondary	770	2.49	#	\$72,321	6.77	#	#	#	#	#	\$33,891	\$47,174	\$68,619	\$91,498	\$114,152
25-1081	Education teachers, postsecondary	600	4.66	#	\$63,324	21.28	#	#	#	#	#	\$18,165	\$25,891	\$52,150	\$81,094	\$142,330
25-1111	Criminal justice and law enforcement teachers, postsecondary	200	0.23	#	\$58,240	9.68	#	#	#	#	#	\$30,054	\$34,969	\$52,880	\$86,694	\$166,507
25-1112	Law teachers, postsecondary	160	3.14	#	\$104,237	7.52	#	#	#	#	#	\$39,355	\$64,158	\$102,352	\$142,504	\$166,653
25-1113	Social work teachers, postsecondary	240	11.78	#	\$61,132	10.56	#	#	#	#	#	\$26,909	\$36,240	\$56,105	\$82,303	\$103,935
25-1121	Art, drama, and music teachers, postsecondary	#	#	#	\$56,203	8.67	#	#	#	#	#	\$28,473	\$34,804	\$54,037	\$67,335	\$89,733
25-1122	Communications teachers, postsecondary	240	0.04	#	\$50,577	6.47	#	#	#	#	#	\$32,185	\$34,894	\$39,408	\$62,345	\$79,761
25-1123	English language and literature teachers, postsecondary	640	0.78	#	\$49,278	5.08	#	#	#	#	#	\$30,915	\$34,908	\$42,458	\$58,774	\$77,497
25-1124	Foreign language and literature teachers, postsecondary	170	0	#	\$52,920	10.21	#	#	#	#	#	\$28,933	\$33,083	\$37,886	\$58,783	\$82,187
25-1125	History teachers, postsecondary	160	0.03	#	\$56,228	6.94	#	#	#	#	#	\$29,362	\$34,698	\$48,441	\$64,023	\$92,838
25-1126	Philosophy and religion teachers, postsecondary	180	15.2	#	\$55,817	6.92	#	#	#	#	#	\$31,639	\$36,427	\$55,517	\$69,716	\$80,560
25-1191	Graduate teaching assistants	410	4.06	#	\$44,687	4.43	#	#	#	#	#	\$20,392	\$31,448	\$44,685	\$57,530	\$70,055
25-1193	Recreation and fitness studies teachers, postsecondary	80	0	#	\$40,136	3.21	#	#	#	#	#	\$19,675	\$29,909	\$35,332	\$44,631	\$64,941
25-1194	Vocational education teachers, postsecondary	920	18.49	\$29.21	\$60,753	5.43	\$14.16	\$19.47	\$25.93	\$39.81	\$47.52	\$29,446	\$40,506	\$53,945	\$82,797	\$98,846
25-1199	Postsecondary teachers, all other	170	0.4	#	\$66,233	12.9	#	#	#	#	#	\$18,433	\$26,406	\$47,388	\$88,301	\$145,725
25-2011	Preschool teachers, except special education	3,810	9.67	\$14.31	\$29,774	4.72	\$9.12	\$10.55	\$12.89	\$15.57	\$22.31	\$18,968	\$21,952	\$26,813	\$32,376	\$46,396
25-2012	Kindergarten teachers, except special education	1,910	7.06	#	\$51,673	2.43	#	#	#	#	#	\$34,185	\$39,335	\$48,774	\$62,337	\$74,799
25-2021	Elementary school teachers, except special education	12,790	1.82	#	\$52,930	2.29	#	#	#	#	#	\$33,860	\$40,982	\$50,881	\$65,147	\$76,459
25-2022	Middle school teachers, except special and career/technical educa	6,390	2.13	#	\$53,936	2.09	#	#	#	#	#	\$35,904	\$42,287	\$50,845	\$65,462	\$76,733
25-2023	Career/technical education teachers, middle school	100	0.59	#	\$56,614	1.71	#	#	#	#	#	\$37,552	\$44,326	\$55,919	\$69,137	\$77,993
25-2031	Secondary school teachers, except special and career/technical ed	8,170	2.27	#	\$56,694	2.01	#	#	#	#	#	\$37,631	\$44,249	\$55,107	\$69,403	\$78,875
25-2032	Career/technical education teachers, secondary school	390	2.96	#	\$61,728	1.62	#	#	#	#	#	\$43,529	\$51,243	\$61,388	\$72,583	\$80,705
25-2051	Special education teachers, preschool	600	40.95	#	\$55,224	2.39	#	#	#	#	#	\$41,239	\$47,961	\$54,831	\$60,993	\$72,454
25-2052	Special education teachers, kindergarten and elementary school	1,630	3.07	#	\$55,209	1.5	#	#	#	#	#	\$37,462	\$43,371	\$52,128	\$66,513	\$78,088
25-2053	Special education teachers, middle school	800	1.06	#	\$53,607	2.14	#	#	#	#	#	\$36,584	\$42,824	\$51,046	\$63,176	\$75,784
25-2054	Special education teachers, secondary school	1,090	1.42	#	\$57,356	2.03	#	#	#	#	#	\$37,877	\$44,859	\$56,605	\$69,997	\$78,581
25-2059	Special education teachers, all other	40	21.05	#	\$51,642	5.18	#	#	#	#	#	\$33,987	\$39,528	\$52,042	\$59,889	\$69,135
25-3011	Adult basic and secondary education and literacy teachers and ins	480	23.66	\$21.33	\$44,367	4.02	\$14.22	\$18.54	\$21.48	\$24.31	\$28.68	\$29,577	\$38,564	\$44,684	\$50,560	\$59,658
25-3021	Self-enrichment education teachers	2,740	11.82	\$23.63	\$49,140	14.46	\$11.04	\$15.22	\$18.44	\$25.88	\$43.03	\$22,959	\$31,662	\$38,364	\$53,837	\$89,494
25-3097	Teachers and instructors, all other, except substitute teachers	1,560	17.98	#	\$48,304	11.84	#	#	#	#	#	\$18,672	\$25,650	\$37,570	\$57,146	\$86,133
25-4011	Archivists	40	13.95	\$28.90	\$60,121	8.06	\$19.43	\$21.39	\$24.94	\$35.42	\$44.68	\$40,408	\$44,496	\$51,879	\$73,676	\$92,927
25-4012	Curators	150	9.24	\$28.35	\$58,969	2.31	\$17.69	\$20.69	\$24.54	\$33.78	\$42.76	\$36,797	\$43,025	\$51,046	\$70,268	\$88,950
25-4013	Museum technicians and conservators	190	33.38	\$20.51	\$42,667	4.96	\$13.90	\$16.02	\$18.37	\$22.98	\$31.55	\$28,919	\$33,320	\$38,214	\$47,808	\$65,628
25-4021	Librarians	1,150	4.07	\$31.63	\$65,789	4.37	\$19.14	\$23.25	\$29.17	\$39.20	\$50.39	\$39,810	\$48,354	\$60,684	\$81,526	\$104,817
25-4031	Library technicians	920	3.35	\$17.09	\$35,539	1.78	\$10.36	\$13.03	\$16.73	\$20.45	\$23.71	\$21,555	\$27,108	\$34,790	\$42,545	\$49,325

# Data unavailable

Occupational Code	Occupational Title	Employment Estimate	Employment Percentage Relative Standard Error	Average Hourly Wage	Average Annual Wage	Wage Percentage Relative Standard Error	10th Percentile (Hourly)	25th Percentile (Hourly)	50th Percentile (Hourly)	75th Percentile (Hourly)	90th Percentile (Hourly)	10th Percentile (Annual)	25th Percentile (Annual)	50th Percentile (Annual)	75th Percentile (Annual)	90th Percentile (Annual)
25-9031	Instructional coordinators	2,110	3.87	\$32.99	\$68,621	2.03	\$21.70	\$26.92	\$32.34	\$38.44	\$45.67	\$45,131	\$56,002	\$67,276	\$79,945	\$94,989
25-9041	Teacher assistants	9,790	5.33	#	\$28,551	2.08	#	#	#	#	#	\$20,400	\$23,055	\$27,433	\$32,803	\$38,596
25-9099	Education, training, and library workers, all other	#	#	\$14.69	\$30,559	8.64	\$9.72	\$10.48	\$11.74	\$15.48	\$24.73	\$20,216	\$21,795	\$24,428	\$32,192	\$51,447
<b>27-0000</b>	<b>Arts, design, entertainment, sports, and media</b>	<b>20,710</b>	<b>3.06</b>	<b>\$25.96</b>	<b>\$53,987</b>	<b>2.76</b>	<b>\$9.57</b>	<b>\$14.79</b>	<b>\$22.88</b>	<b>\$32.65</b>	<b>\$45.17</b>	<b>\$19,905</b>	<b>\$30,770</b>	<b>\$47,592</b>	<b>\$67,907</b>	<b>\$93,964</b>
27-1011	Art directors	460	7.05	\$43.35	\$90,160	4.9	\$23.30	\$29.18	\$39.99	\$54.90	\$70.62	\$48,469	\$60,693	\$83,172	\$114,186	\$146,886
27-1012	Craft artists	#	#	\$11.44	\$23,792	11.56	\$8.44	\$8.76	\$9.29	\$13.19	\$18.04	\$17,561	\$18,224	\$19,329	\$27,437	\$37,516
27-1013	Fine artists, including painters, sculptors, and illustrators	#	#	\$15.96	\$33,201	7.68	\$12.66	\$13.49	\$14.87	\$17.29	\$18.94	\$26,337	\$28,056	\$30,922	\$35,954	\$39,394
27-1014	Multimedia artists and animators	180	33.85	\$29.99	\$62,378	3.84	\$19.21	\$23.75	\$28.52	\$34.97	\$43.19	\$39,947	\$49,395	\$59,311	\$72,729	\$89,843
27-1019	Artists and related workers, all other	100	24.55	\$21.84	\$45,436	6.94	\$9.02	\$15.34	\$19.93	\$25.57	\$36.21	\$18,765	\$31,908	\$41,447	\$53,193	\$75,327
27-1021	Commercial and industrial designers	240	26.13	\$37.52	\$78,036	6.48	\$22.60	\$26.45	\$35.99	\$45.10	\$54.53	\$47,005	\$55,008	\$74,861	\$93,816	\$113,429
27-1022	Fashion designers	120	15.24	\$27.32	\$56,824	7.43	\$13.55	\$19.96	\$24.90	\$30.57	\$39.48	\$28,194	\$41,509	\$51,791	\$63,582	\$82,116
27-1023	Floral designers	570	14.34	\$12.27	\$25,522	4.53	\$8.73	\$9.46	\$12.36	\$14.22	\$16.48	\$18,150	\$19,672	\$25,717	\$29,585	\$34,278
27-1024	Graphic designers	2,280	7.29	\$25.65	\$53,349	2.48	\$15.29	\$17.98	\$24.45	\$31.76	\$39.10	\$31,806	\$37,389	\$50,856	\$66,054	\$81,330
27-1025	Interior designers	1,100	10.01	\$25.26	\$52,531	6.12	\$15.18	\$17.60	\$22.59	\$29.31	\$42.10	\$31,581	\$36,616	\$46,992	\$60,971	\$87,558
27-1026	Merchandise displayers and window trimmers	720	12.87	\$16.75	\$34,844	3.86	\$10.19	\$12.24	\$14.59	\$18.40	\$28.21	\$21,188	\$25,457	\$30,347	\$38,269	\$58,675
27-1027	Set and exhibit designers	60	44.68	\$19.65	\$40,868	5.69	\$14.69	\$15.96	\$17.64	\$21.82	\$28.85	\$30,558	\$33,206	\$36,689	\$45,389	\$59,998
27-1029	Designers, all other	140	21.43	\$29.41	\$61,169	7.53	\$11.33	\$20.95	\$28.81	\$40.04	\$46.10	\$23,562	\$43,569	\$59,925	\$83,281	\$95,882
27-2011	Actors	90	11.58	\$12.83	#	7.92	\$8.39	\$8.62	\$9.01	\$13.29	\$28.06	#	#	#	#	#
27-2012	Producers and directors	840	14.75	\$30.89	\$64,254	4.33	\$16.84	\$21.31	\$27.33	\$35.94	\$49.11	\$35,036	\$44,330	\$56,838	\$74,750	\$102,155
27-2021	Athletes and sports competitors	270	38.57	#	#	#	#	#	#	#	#	#	#	#	#	#
27-2022	Coaches and scouts	2,740	6.62	#	\$35,446	5.48	#	#	#	#	#	\$18,032	\$19,432	\$26,074	\$37,820	\$59,975
27-2023	Umpires, referees, and other sports officials	520	8.16	#	\$26,888	4.29	#	#	#	#	#	\$17,749	\$18,694	\$22,394	\$30,203	\$42,195
27-2031	Dancers	140	28.27	\$15.65	#	12.91	\$8.75	\$10.17	\$15.88	\$18.12	\$21.85	#	#	#	#	#
27-2041	Music directors and composers	#	#	\$25.40	\$52,833	9.01	\$12.18	\$13.89	\$23.25	\$32.13	\$49.48	\$25,336	\$28,891	\$48,369	\$66,827	\$102,908
27-2042	Musicians and singers	330	23.77	\$28.27	#	13.47	\$9.03	\$21.51	\$26.86	\$30.55	\$46.36	#	#	#	#	#
27-2099	Entertainers and performers, sports and related workers, all other	220	18.92	\$19.38	#	6.49	\$9.33	\$11.61	\$18.64	\$24.21	\$31.41	#	#	#	#	#
27-3011	Radio and television announcers	240	31.64	\$29.66	\$61,687	13.14	\$9.04	\$13.18	\$24.95	\$39.16	\$56.68	\$18,805	\$27,406	\$51,890	\$81,453	\$117,893
27-3012	Public address system and other announcers	50	40.69	\$23.69	\$49,269	9.4	\$10.47	\$12.83	\$26.37	\$31.77	\$36.14	\$21,777	\$26,684	\$54,859	\$66,078	\$75,181
27-3021	Broadcast news analysts	40	21.61	\$59.43	\$123,615	21.22	\$13.27	\$25.88	\$52.58	\$85.00	#	\$27,593	\$53,832	\$109,357	\$176,796	#
27-3022	Reporters and correspondents	450	13.74	\$25.08	\$52,172	6.04	\$13.21	\$16.13	\$20.73	\$33.45	\$37.31	\$27,478	\$33,540	\$43,112	\$69,573	\$77,613
27-3031	Public relations specialists	2,770	9.34	\$29.71	\$61,805	3.16	\$15.66	\$20.76	\$26.53	\$37.42	\$49.15	\$32,568	\$43,181	\$55,190	\$77,844	\$102,240
27-3041	Editors	930	10.84	\$28.45	\$59,179	3.66	\$13.69	\$19.82	\$27.33	\$35.40	\$45.34	\$28,466	\$41,225	\$56,839	\$73,630	\$94,313
27-3042	Technical writers	870	13.21	\$33.84	\$70,380	1.98	\$23.98	\$27.16	\$32.38	\$39.58	\$48.65	\$49,883	\$56,499	\$67,355	\$82,331	\$101,199
27-3043	Writers and authors	330	14.26	\$34.97	\$72,742	6.52	\$17.00	\$25.75	\$33.56	\$41.37	\$63.63	\$35,355	\$53,566	\$69,800	\$86,050	\$132,355
27-3091	Interpreters and translators	690	21.42	\$31.07	\$64,628	6.83	\$19.27	\$22.72	\$30.47	\$40.79	\$45.70	\$40,080	\$47,263	\$63,385	\$84,844	\$95,062
27-3099	Media and communication workers, all other	300	18.44	\$35.79	\$74,439	9.93	\$16.61	\$20.25	\$27.40	\$46.98	\$73.06	\$34,545	\$42,111	\$56,997	\$97,717	\$151,955
27-4011	Audio and video equipment technicians	750	17.6	\$19.18	\$39,889	5.34	\$8.76	\$10.50	\$17.46	\$24.01	\$34.23	\$18,228	\$21,841	\$36,327	\$49,945	\$71,204
27-4012	Broadcast technicians	550	10.1	\$23.47	\$48,813	6.92	\$10.00	\$15.88	\$22.13	\$31.02	\$37.34	\$20,803	\$33,020	\$46,028	\$64,524	\$77,674
27-4014	Sound engineering technicians	170	28.29	\$32.88	\$68,399	12.09	\$10.91	\$18.30	\$27.77	\$44.44	\$61.87	\$22,689	\$38,073	\$57,756	\$92,431	\$128,680
27-4021	Photographers	390	12.18	\$17.27	\$35,917	8.16	\$8.88	\$10.06	\$13.93	\$22.27	\$31.63	\$18,463	\$20,933	\$28,980	\$46,316	\$65,791
27-4031	Camera operators, television, video, and motion picture	230	25.95	#	#	#	#	#	#	#	#	#	#	#	#	#
27-4032	Film and video editors	160	34.61	\$34.67	\$72,120	9.68	\$14.98	\$16.55	\$21.90	\$43.04	\$72.95	\$31,159	\$34,433	\$45,560	\$89,514	\$151,734
27-4099	Media and communication equipment workers, all other	#	#	\$23.06	\$47,975	6.12	\$9.04	\$11.72	\$21.50	\$28.97	\$41.70	\$18,809	\$24,387	\$44,727	\$60,261	\$86,745
<b>29-0000</b>	<b>Healthcare practitioners and technical</b>	<b>72,500</b>	<b>2.18</b>	<b>\$38.82</b>	<b>\$80,753</b>	<b>1.76</b>	<b>\$17.34</b>	<b>\$24.75</b>	<b>\$33.49</b>	<b>\$44.35</b>	<b>\$61.57</b>	<b>\$36,074</b>	<b>\$51,484</b>	<b>\$69,654</b>	<b>\$92,240</b>	<b>\$128,055</b>
29-1011	Chiropractors	640	11.93	\$27.24	\$56,664	17.43	\$15.77	\$18.19	\$21.71	\$26.55	\$63.67	\$32,808	\$37,829	\$45,152	\$55,223	\$132,432
29-1021	Dentists, general	970	11.94	\$88.30	\$183,655	9.84	\$34.82	\$63.59	\$75.09	#	#	\$72,425	\$132,261	\$156,197	#	#
29-1029	Dentists, all other specialists	#	#	\$129.58	\$269,534	21.1	\$81.85	#	#	#	#	\$170,247	#	#	#	#
29-1031	Dietitians and nutritionists	520	6.94	\$30.19	\$62,799	3.12	\$20.86	\$24.82	\$28.61	\$34.61	\$41.91	\$43,393	\$51,616	\$59,502	\$71,987	\$87,178
29-1041	Optometrists	440	20.83	\$59.97	\$124,745	9.81	\$34.21	\$47.06	\$57.62	\$70.59	\$80.41	\$71,148	\$97,889	\$119,858	\$146,830	\$167,244

# Data unavailable

Occupational Code	Occupational Title	Employment Estimate	Employment Percentage Relative Standard Error	Average Hourly Wage	Average Annual Wage	Wage Percentage Relative Standard Error	10th Percentile (Hourly)	25th Percentile (Hourly)	50th Percentile (Hourly)	75th Percentile (Hourly)	90th Percentile (Hourly)	10th Percentile (Annual)	25th Percentile (Annual)	50th Percentile (Annual)	75th Percentile (Annual)	90th Percentile (Annual)
29-1051	Pharmacists	3,650	11.22	\$55.36	\$115,152	1.85	\$33.68	\$51.70	\$57.97	\$66.14	\$73.68	\$70,062	\$107,532	\$120,587	\$137,563	\$153,253
29-1061	Anesthesiologists	#	#	\$141.33	\$293,965	16.27	#	#	#	#	#	#	#	#	#	#
29-1062	Family and general practitioners	1,260	21.95	\$106.50	\$221,518	9.83	\$32.40	\$72.83	#	#	#	\$67,385	\$151,489	#	#	#
29-1063	Internists, general	200	18.76	\$72.69	\$151,192	5.48	\$26.30	\$63.05	\$75.64	\$90.44	#	\$54,702	\$131,144	\$157,327	\$188,118	#
29-1064	Obstetricians and gynecologists	220	43.46	\$98.10	\$204,041	5.75	\$28.91	\$69.31	#	#	#	\$60,134	\$144,175	#	#	#
29-1065	Pediatricians, general	#	#	\$101.36	\$210,835	10.15	\$69.52	\$83.00	#	#	#	\$144,604	\$172,638	#	#	#
29-1066	Psychiatrists	250	16.27	\$110.82	\$230,508	6.27	\$41.19	\$85.69	#	#	#	\$85,684	\$178,231	#	#	#
29-1067	Surgeons	620	18.45	\$121.51	\$252,732	6.6	\$76.88	#	#	#	#	\$159,904	#	#	#	#
29-1069	Physicians and surgeons, all other	1,380	8.87	\$107.98	\$224,606	8.26	\$46.80	\$81.18	#	#	#	\$97,343	\$168,861	#	#	#
29-1071	Physician assistants	1,310	14	\$46.63	\$96,982	2.4	\$33.41	\$39.42	\$46.58	\$54.46	\$60.38	\$69,496	\$81,988	\$96,891	\$113,278	\$125,585
29-1081	Podiatrists	#	#	\$28.68	\$59,654	4.79	\$24.88	\$25.92	\$27.77	\$29.61	\$30.74	\$51,748	\$53,919	\$57,757	\$61,596	\$63,931
29-1122	Occupational therapists	1,470	7.16	\$39.48	\$82,123	2.18	\$27.52	\$32.73	\$38.86	\$45.47	\$53.09	\$57,250	\$68,075	\$80,831	\$94,572	\$110,436
29-1123	Physical therapists	2,260	8.55	\$36.72	\$76,369	2.66	\$25.80	\$30.46	\$35.77	\$42.43	\$48.09	\$53,668	\$63,367	\$74,411	\$88,263	\$100,027
29-1124	Radiation therapists	140	8.82	\$41.40	\$86,122	3.38	\$29.03	\$34.47	\$41.68	\$48.92	\$56.35	\$60,386	\$71,702	\$86,686	\$101,759	\$117,200
29-1125	Recreational therapists	80	24.5	\$24.76	\$51,507	6.41	\$16.57	\$19.97	\$23.84	\$30.25	\$34.58	\$34,460	\$41,535	\$49,590	\$62,925	\$71,927
29-1126	Respiratory therapists	1,000	6.3	\$28.41	\$59,092	0.85	\$21.77	\$24.93	\$28.12	\$32.11	\$36.27	\$45,282	\$51,847	\$58,483	\$66,782	\$75,436
29-1127	Speech-language pathologists	1,640	8.04	\$42.46	\$88,318	1.58	\$30.20	\$34.43	\$41.69	\$50.06	\$58.05	\$62,809	\$71,617	\$86,720	\$104,134	\$120,738
29-1128	Exercise physiologists	100	39.2	\$20.79	\$43,250	3.56	\$13.50	\$15.68	\$18.81	\$25.59	\$30.01	\$28,070	\$32,615	\$39,135	\$53,228	\$62,413
29-1129	Therapists, all other	40	4.28	\$32.87	\$68,379	2.24	\$24.67	\$27.66	\$33.83	\$37.45	\$43.20	\$51,323	\$57,532	\$70,372	\$77,887	\$89,857
29-1131	Veterinarians	1,030	8.44	\$43.89	\$91,287	19.52	\$14.64	\$26.06	\$37.89	\$46.75	\$87.31	\$30,453	\$54,201	\$78,807	\$97,247	\$181,607
29-1141	Registered nurses	25,820	3.76	\$34.48	\$71,727	0.96	\$24.76	\$28.31	\$33.93	\$39.95	\$46.67	\$51,511	\$58,881	\$70,579	\$83,095	\$97,078
29-1151	Nurse anesthetists	#	#	\$60.31	\$125,444	9.04	\$35.59	\$41.34	\$48.52	\$77.90	#	\$74,034	\$85,989	\$100,929	\$162,037	#
29-1161	Nurse midwives	90	44.49	\$46.77	\$97,282	4.89	\$28.09	\$41.10	\$48.82	\$55.37	\$59.31	\$58,421	\$85,497	\$101,537	\$115,175	\$123,356
29-1171	Nurse practitioners	1,280	8.01	\$53.43	\$111,142	3.42	\$38.36	\$43.68	\$51.73	\$61.47	\$77.70	\$79,797	\$90,849	\$107,595	\$127,855	\$161,622
29-1181	Audiologists	150	10.03	\$44.48	\$92,524	5.47	\$31.06	\$34.92	\$41.64	\$48.46	\$58.87	\$64,611	\$72,630	\$86,609	\$100,800	\$122,452
29-1199	Health diagnosing and treating practitioners, all other	440	41.34	\$25.48	\$53,006	9.99	\$16.01	\$17.35	\$22.43	\$30.21	\$37.85	\$33,310	\$36,092	\$46,645	\$62,841	\$78,732
29-2011	Medical and clinical laboratory technologists	1,610	5.08	\$30.80	\$64,054	1.4	\$21.24	\$25.33	\$30.70	\$36.06	\$41.29	\$44,171	\$52,681	\$63,858	\$75,001	\$85,889
29-2012	Medical and clinical laboratory technicians	1,330	8.59	\$19.64	\$40,843	2.77	\$12.67	\$15.39	\$18.51	\$23.26	\$28.46	\$26,354	\$32,012	\$38,492	\$48,372	\$59,190
29-2021	Dental hygienists	2,850	8.78	\$39.00	\$81,110	2.72	\$31.53	\$35.67	\$40.59	\$44.55	\$46.93	\$65,581	\$74,185	\$84,427	\$92,670	\$97,615
29-2031	Cardiovascular technologists and technicians	330	7.83	\$32.01	\$66,582	2.22	\$19.23	\$24.77	\$31.90	\$39.08	\$45.82	\$40,007	\$51,527	\$66,352	\$81,282	\$95,298
29-2032	Diagnostic medical sonographers	520	8.85	\$39.32	\$81,777	1.43	\$30.98	\$34.04	\$38.96	\$44.86	\$49.37	\$64,431	\$70,811	\$81,044	\$93,310	\$102,692
29-2033	Nuclear medicine technologists	180	31.97	\$36.55	\$76,025	1.4	\$26.75	\$31.86	\$36.72	\$42.53	\$46.86	\$55,632	\$66,264	\$76,387	\$88,461	\$97,477
29-2034	Radiologic technologists and technicians	1,760	7.68	\$31.04	\$64,568	1.59	\$20.87	\$25.02	\$30.50	\$36.90	\$43.57	\$43,419	\$52,037	\$63,449	\$76,762	\$90,619
29-2035	Magnetic resonance imaging technologists	320	19.94	\$37.85	\$78,728	1.68	\$31.57	\$33.93	\$37.78	\$42.72	\$45.98	\$65,664	\$70,567	\$78,586	\$88,852	\$95,648
29-2041	Emergency medical technicians and paramedics	1,860	18.39	\$22.38	\$46,558	3.73	\$12.87	\$15.51	\$20.01	\$30.00	\$36.17	\$26,767	\$32,254	\$41,611	\$62,407	\$75,228
29-2051	Dietetic technicians	230	35.19	\$16.64	\$34,615	3.73	\$12.93	\$14.62	\$16.55	\$18.31	\$20.50	\$26,904	\$30,402	\$34,429	\$38,077	\$42,640
29-2052	Pharmacy technicians	2,930	9.78	\$16.74	\$34,825	1.86	\$12.13	\$13.87	\$16.54	\$19.31	\$22.53	\$25,234	\$28,840	\$34,411	\$40,160	\$46,861
29-2053	Psychiatric technicians	#	#	\$17.70	\$36,822	2.09	\$12.88	\$15.68	\$17.42	\$20.48	\$22.14	\$26,784	\$32,622	\$36,234	\$42,606	\$46,043
29-2054	Respiratory therapy technicians	10	33.14	\$24.42	\$50,787	17.56	\$15.06	\$16.44	\$18.74	\$33.62	\$36.73	\$31,330	\$34,198	\$38,978	\$69,923	\$76,406
29-2055	Surgical technologists	780	10.69	\$23.37	\$48,615	1.69	\$17.17	\$19.81	\$22.91	\$26.98	\$29.79	\$35,714	\$41,198	\$47,661	\$56,111	\$61,958
29-2056	Veterinary technologists and technicians	1,640	5.34	\$15.18	\$31,575	4.21	\$10.89	\$12.89	\$15.20	\$17.54	\$18.94	\$22,644	\$26,820	\$31,626	\$36,476	\$39,402
29-2057	Ophthalmic medical technicians	250	29.37	\$20.58	\$42,798	9.47	\$12.13	\$13.85	\$20.39	\$26.95	\$29.81	\$25,221	\$28,809	\$42,421	\$56,059	\$62,009
29-2061	Licensed practical and licensed vocational nurses	2,490	5.2	\$24.11	\$50,152	2.06	\$19.17	\$20.80	\$23.45	\$26.99	\$29.52	\$39,881	\$43,254	\$48,780	\$56,134	\$61,409
29-2071	Medical records and health information technicians	1,250	8.18	\$25.17	\$52,363	2.66	\$15.59	\$18.78	\$24.82	\$30.09	\$36.78	\$32,422	\$39,061	\$51,633	\$62,584	\$76,509
29-2081	Opticians, dispensing	560	23.04	\$18.23	\$37,910	5.58	\$11.07	\$13.75	\$17.63	\$22.14	\$27.20	\$23,033	\$28,593	\$36,675	\$46,057	\$56,569
29-2091	Orthotists and prosthetists	40	26.33	\$28.37	\$59,020	6.35	\$20.07	\$21.84	\$25.20	\$29.84	\$44.39	\$41,747	\$45,418	\$52,416	\$62,070	\$92,335
29-2099	Health technologists and technicians, all other	1,780	15.19	\$23.16	\$48,164	8.02	\$13.40	\$15.72	\$19.52	\$26.87	\$37.28	\$27,873	\$32,708	\$40,594	\$55,886	\$77,535
29-9011	Occupational health and safety specialists	890	12.97	\$36.77	\$76,491	4.22	\$20.29	\$29.93	\$36.64	\$45.02	\$52.77	\$42,194	\$62,253	\$76,213	\$93,648	\$109,761
29-9012	Occupational health and safety technicians	110	44.09	\$27.65	\$57,508	3.36	\$17.55	\$24.05	\$26.87	\$29.74	\$39.22	\$36,500	\$50,031	\$55,891	\$61,854	\$81,571
29-9091	Athletic trainers	180	33.17	#	\$47,454	6.86	#	#	#	#	#	\$32,338	\$34,850	\$39,036	\$54,273	\$62,773
29-9092	Genetic counselors	30	31	\$35.98	\$74,842	2.97	\$31.03	\$32.76	\$35.63	\$38.70	\$44.72	\$64,537	\$68,137	\$74,109	\$80,498	\$93,027

# Data unavailable

Occupational Code	Occupational Title	Employment Estimate	Employment Percentage Relative Standard Error	Average Hourly Wage	Average Annual Wage	Wage Percentage Relative Standard Error	10th Percentile (Hourly)	25th Percentile (Hourly)	50th Percentile (Hourly)	75th Percentile (Hourly)	90th Percentile (Hourly)	10th Percentile (Annual)	25th Percentile (Annual)	50th Percentile (Annual)	75th Percentile (Annual)	90th Percentile (Annual)
29-9099	Healthcare practitioners and technical workers, all other	460	44.89	\$27.63	\$57,467	12.68	\$14.39	\$19.62	\$23.29	\$36.06	\$46.46	\$29,938	\$40,801	\$48,450	\$75,013	\$96,627
<b>31-0000</b>	<b>Healthcare support</b>	<b>33,610</b>	<b>3.18</b>	<b>\$16.27</b>	<b>\$33,838</b>	<b>1.82</b>	<b>\$10.32</b>	<b>\$12.43</b>	<b>\$15.25</b>	<b>\$18.51</b>	<b>\$23.78</b>	<b>\$21,472</b>	<b>\$25,851</b>	<b>\$31,711</b>	<b>\$38,502</b>	<b>\$49,467</b>
31-1011	Home health aides	8,390	9.82	\$13.17	\$27,386	4.05	\$9.25	\$10.29	\$11.94	\$14.89	\$18.36	\$19,236	\$21,411	\$24,844	\$30,972	\$38,187
31-1013	Psychiatric aides	140	4.43	\$14.33	\$29,797	4.68	\$12.21	\$12.79	\$13.76	\$14.72	\$18.27	\$25,405	\$26,610	\$28,619	\$30,627	\$38,008
31-1014	Nursing assistants	9,610	6.05	\$15.10	\$31,403	1.72	\$11.68	\$12.88	\$14.65	\$17.08	\$18.69	\$24,295	\$26,784	\$30,481	\$35,533	\$38,866
31-1015	Orderlies	190	9.74	\$14.09	\$29,305	1.21	\$10.30	\$11.55	\$13.73	\$16.44	\$18.49	\$21,418	\$24,031	\$28,548	\$34,192	\$38,467
31-2011	Occupational therapy assistants	300	19.01	#	#	#	#	#	#	#	#	#	#	#	#	#
31-2012	Occupational therapy aides	20	34.5	\$13.52	\$28,129	4.38	\$8.86	\$12.18	\$13.70	\$15.80	\$17.76	\$18,437	\$25,331	\$28,497	\$32,865	\$36,945
31-2021	Physical therapist assistants	490	16.67	\$24.99	\$51,986	4.03	\$16.89	\$21.82	\$25.98	\$28.94	\$31.85	\$35,134	\$45,379	\$54,042	\$60,188	\$66,246
31-2022	Physical therapist aides	100	17.32	\$15.45	\$32,127	3.83	\$11.10	\$12.62	\$14.52	\$18.10	\$21.61	\$23,082	\$26,248	\$30,205	\$37,640	\$44,956
31-9011	Massage therapists	3,300	6.96	\$20.68	\$43,014	9.27	\$9.26	\$11.57	\$19.49	\$27.70	\$33.85	\$19,267	\$24,058	\$40,539	\$57,624	\$70,401
31-9091	Dental assistants	2,870	14.22	\$20.02	\$41,640	5.27	\$13.71	\$16.14	\$18.90	\$23.25	\$29.15	\$28,507	\$33,573	\$39,310	\$48,360	\$60,630
31-9092	Medical assistants	4,730	7.81	\$16.65	\$34,625	1.44	\$12.57	\$14.19	\$16.45	\$18.62	\$21.95	\$26,147	\$29,515	\$34,226	\$38,722	\$45,654
31-9093	Medical equipment preparers	580	11.74	\$18.90	\$39,319	1.61	\$14.08	\$15.99	\$18.31	\$21.83	\$24.46	\$29,291	\$33,269	\$38,092	\$45,406	\$50,870
31-9094	Medical transcriptionists	590	33.64	\$20.79	\$43,240	3.98	\$13.57	\$16.60	\$20.95	\$24.84	\$28.40	\$28,227	\$34,533	\$43,575	\$51,677	\$59,072
31-9095	Pharmacy aides	80	22.36	\$18.36	\$38,192	2.03	\$15.20	\$16.24	\$17.99	\$20.79	\$23.09	\$31,613	\$33,788	\$37,415	\$43,239	\$48,022
31-9096	Veterinary assistants and laboratory animal caretakers	260	48.06	\$12.72	\$26,452	9.63	\$10.02	\$10.78	\$12.21	\$14.03	\$15.59	\$20,838	\$22,419	\$25,407	\$29,180	\$32,427
31-9097	Phlebotomists	1,060	18.25	\$17.59	\$36,579	2.22	\$13.25	\$15.18	\$17.02	\$18.87	\$22.92	\$27,569	\$31,579	\$35,394	\$39,243	\$47,683
31-9099	Healthcare support workers, all other	910	4.26	\$15.49	\$32,210	2.79	\$10.44	\$12.61	\$14.74	\$17.84	\$21.07	\$21,708	\$26,231	\$30,661	\$37,106	\$43,829
<b>33-0000</b>	<b>Protective service</b>	<b>28,340</b>	<b>6.3</b>	<b>\$21.90</b>	<b>\$45,561</b>	<b>5.52</b>	<b>\$9.65</b>	<b>\$11.71</b>	<b>\$17.37</b>	<b>\$31.80</b>	<b>\$40.59</b>	<b>\$20,075</b>	<b>\$24,348</b>	<b>\$36,132</b>	<b>\$66,135</b>	<b>\$84,421</b>
33-1011	First-line supervisors of correctional officers	150	0.58	\$36.61	\$76,149	1.51	\$24.85	\$29.64	\$35.26	\$43.63	\$50.90	\$51,685	\$61,656	\$73,341	\$90,752	\$105,875
33-1012	First-line supervisors of police and detectives	820	0.7	\$47.10	\$97,960	1.55	\$39.01	\$41.87	\$46.14	\$51.85	\$59.79	\$81,136	\$87,085	\$95,976	\$107,844	\$124,359
33-1021	First-line supervisors of fire fighting and prevention workers	510	7.48	\$40.42	\$84,065	2.09	\$31.52	\$34.75	\$40.68	\$46.49	\$52.15	\$65,570	\$72,290	\$84,611	\$96,701	\$108,472
33-1099	First-line supervisors of protective service workers, all other	810	14.62	\$24.87	\$51,729	3.47	\$13.53	\$17.43	\$24.95	\$30.32	\$36.64	\$28,141	\$36,258	\$51,897	\$63,057	\$76,217
33-2011	Firefighters	2,010	9.98	\$28.54	\$59,370	4.66	\$16.26	\$22.78	\$30.57	\$35.27	\$38.17	\$33,812	\$47,384	\$63,577	\$73,356	\$79,392
33-2021	Fire inspectors and investigators	#	#	\$29.81	\$62,011	3.25	\$24.77	\$26.06	\$28.22	\$30.35	\$39.72	\$51,524	\$54,213	\$68,694	\$63,138	\$82,627
33-3011	Bailiffs	420	0.33	\$30.61	\$63,663	4.25	\$21.72	\$27.37	\$32.34	\$35.42	\$37.27	\$45,171	\$56,930	\$67,265	\$73,673	\$77,517
33-3012	Correctional officers and jailers	1,600	0.5	\$24.44	\$50,839	1.66	\$19.03	\$20.33	\$22.54	\$28.84	\$33.92	\$39,580	\$42,277	\$46,875	\$59,979	\$70,557
33-3021	Detectives and criminal investigators	1,100	0.3	\$43.30	\$90,063	2.36	\$27.21	\$34.26	\$41.92	\$48.76	\$64.61	\$56,604	\$71,253	\$87,184	\$101,423	\$134,381
33-3041	Parking enforcement workers	60	1.87	\$19.92	\$41,435	3.31	\$15.46	\$17.52	\$20.27	\$22.72	\$24.99	\$32,148	\$36,438	\$42,162	\$47,250	\$51,985
33-3051	Police and sheriff's patrol officers	4,280	1.47	\$34.49	\$71,742	1.82	\$25.10	\$30.83	\$34.97	\$39.72	\$45.11	\$52,217	\$64,120	\$72,727	\$82,619	\$93,820
33-9011	Animal control workers	110	45.71	\$22.42	\$46,642	1.7	\$18.66	\$20.28	\$22.48	\$25.02	\$28.16	\$38,819	\$42,180	\$46,749	\$52,043	\$58,566
33-9021	Private detectives and investigators	#	#	\$25.04	\$52,079	7.27	\$15.53	\$17.27	\$21.05	\$32.02	\$41.99	\$32,292	\$35,915	\$43,783	\$66,599	\$87,337
33-9031	Gaming surveillance officers and gaming investigators	100	1.85	\$16.35	\$34,007	1.61	\$12.95	\$14.41	\$16.29	\$18.00	\$19.15	\$26,943	\$29,980	\$33,893	\$37,447	\$39,839
33-9032	Security guards	10,340	17.25	\$13.79	\$28,688	3.52	\$9.84	\$10.91	\$12.80	\$14.62	\$19.34	\$20,476	\$22,692	\$26,629	\$30,417	\$40,224
33-9091	Crossing guards	810	24.66	\$11.99	\$24,930	4.96	\$8.89	\$9.71	\$11.41	\$14.00	\$16.39	\$18,489	\$20,192	\$23,723	\$29,122	\$34,090
33-9092	Lifeguards, ski patrol, and other recreational protective service workers	2,550	3.71	\$9.89	\$20,568	1.88	\$8.42	\$8.70	\$9.17	\$10.39	\$11.59	\$17,510	\$18,098	\$19,077	\$21,603	\$24,105
33-9099	Protective service workers, all other	1,570	1.96	\$15.93	\$33,128	2.9	\$10.24	\$11.85	\$14.15	\$18.16	\$24.61	\$21,302	\$24,645	\$29,440	\$37,773	\$51,194
<b>35-0000</b>	<b>Food preparation and serving-related</b>	<b>122,870</b>	<b>1.59</b>	<b>\$11.13</b>	<b>\$23,156</b>	<b>1.33</b>	<b>\$8.45</b>	<b>\$8.79</b>	<b>\$9.36</b>	<b>\$11.54</b>	<b>\$16.33</b>	<b>\$17,582</b>	<b>\$18,276</b>	<b>\$19,471</b>	<b>\$24,014</b>	<b>\$33,970</b>
35-1011	Chefs and head cooks	1,320	23.97	\$21.04	\$43,758	5.33	\$12.87	\$14.83	\$20.56	\$25.02	\$30.44	\$26,777	\$30,843	\$42,763	\$52,046	\$63,308
35-1012	First-line supervisors of food preparation and serving workers	6,840	5.24	\$17.84	\$37,105	2.28	\$10.52	\$13.04	\$17.56	\$21.86	\$25.80	\$21,880	\$27,114	\$36,534	\$45,474	\$53,667
35-2011	Cooks, fast food	2,870	17.96	\$10.16	\$21,142	3.45	\$8.52	\$8.95	\$9.94	\$11.12	\$11.86	\$17,721	\$18,625	\$20,672	\$23,136	\$24,678
35-2012	Cooks, institution and cafeteria	3,350	4.52	\$13.55	\$28,187	2.21	\$9.96	\$10.93	\$12.84	\$15.31	\$18.55	\$20,707	\$22,732	\$26,702	\$31,847	\$38,578
35-2014	Cooks, restaurant	14,870	5.06	\$11.65	\$24,230	1.63	\$8.90	\$9.81	\$11.15	\$13.23	\$15.16	\$18,507	\$20,411	\$23,186	\$27,514	\$31,527
35-2015	Cooks, short order	630	31.49	\$11.40	\$23,721	3.36	\$8.88	\$9.72	\$10.76	\$11.81	\$16.29	\$18,473	\$20,215	\$22,389	\$24,564	\$33,876
35-2021	Food preparation workers	4,890	20.07	\$10.50	\$21,843	2.59	\$8.46	\$8.81	\$9.44	\$11.57	\$14.30	\$17,604	\$18,333	\$19,640	\$24,059	\$29,748
35-3011	Bartenders	6,810	12.78	\$12.38	\$25,740	5.1	\$8.41	\$8.68	\$9.14	\$10.59	\$22.29	\$17,495	\$18,060	\$19,003	\$22,019	\$46,365

# Data unavailable

Occupational Code	Occupational Title	Employment Estimate	Employment Percentage Relative Standard Error	Average Hourly Wage	Average Annual Wage	Wage Percentage Relative Standard Error	10th Percentile (Hourly)	25th Percentile (Hourly)	50th Percentile (Hourly)	75th Percentile (Hourly)	90th Percentile (Hourly)	10th Percentile (Annual)	25th Percentile (Annual)	50th Percentile (Annual)	75th Percentile (Annual)	90th Percentile (Annual)
35-3021	Combined food preparation and serving workers, including fast food	35,300	4.87	\$9.78	\$20,351	1.15	\$8.41	\$8.68	\$9.13	\$10.08	\$11.75	\$17,493	\$18,054	\$18,989	\$20,973	\$24,446
35-3022	Counter attendants, cafeteria, food concession, and coffee shop	1,580	31.13	\$11.10	\$23,079	3.86	\$8.52	\$8.95	\$10.35	\$12.91	\$14.30	\$17,720	\$18,623	\$21,530	\$26,845	\$29,741
35-3031	Waiters and waitresses	27,150	5.99	\$10.53	\$21,894	3.6	\$8.38	\$8.60	\$8.98	\$9.39	\$15.16	\$17,430	\$17,898	\$18,678	\$19,521	\$31,530
35-3041	Food servers, nonrestaurant	3,980	12.79	\$10.95	\$22,771	1.95	\$8.57	\$9.07	\$10.37	\$12.06	\$14.33	\$17,816	\$18,861	\$21,570	\$25,075	\$29,801
35-9011	Dining room and cafeteria attendants and bartender helpers	3,750	17.37	\$9.85	\$20,481	2.2	\$8.39	\$8.64	\$9.05	\$9.62	\$13.09	\$17,461	\$17,974	\$18,830	\$20,013	\$27,237
35-9021	Dishwashers	3,440	14.37	\$10.02	\$20,848	1.64	\$8.52	\$8.95	\$9.79	\$10.98	\$11.69	\$17,717	\$18,615	\$20,372	\$22,838	\$24,318
35-9031	Hosts and hostesses, restaurant, lounge, and coffee shop	5,160	12.28	\$10.44	\$21,706	2.91	\$8.44	\$8.75	\$9.28	\$10.97	\$14.89	\$17,553	\$18,204	\$19,306	\$22,812	\$30,970
35-9099	Food preparation and serving related workers, all other	850	21.74	\$10.16	\$21,125	3.9	\$8.43	\$8.72	\$9.22	\$11.01	\$13.64	\$17,530	\$18,147	\$19,175	\$22,895	\$28,364
<b>37-0000</b>	<b>Building and grounds cleaning and maintenance</b>	<b>41,980</b>	<b>3.35</b>	<b>\$12.98</b>	<b>\$26,999</b>	<b>1.73</b>	<b>\$8.79</b>	<b>\$9.62</b>	<b>\$11.58</b>	<b>\$14.49</b>	<b>\$19.14</b>	<b>\$18,275</b>	<b>\$20,011</b>	<b>\$24,091</b>	<b>\$30,136</b>	<b>\$39,804</b>
37-1011	First-line supervisors of housekeeping and janitorial workers	1,320	15.42	\$18.95	\$39,412	5.33	\$11.51	\$13.66	\$17.28	\$22.56	\$30.63	\$23,939	\$28,405	\$35,934	\$46,934	\$63,718
37-1012	First-line supervisors of landscaping, lawn service, and grounds	1,110	18.11	\$26.56	\$55,242	2.59	\$16.90	\$20.23	\$26.07	\$32.37	\$36.90	\$35,162	\$42,087	\$54,219	\$67,321	\$76,743
37-2011	Janitors and cleaners, except maids and housekeeping cleaners	20,810	7.28	\$12.11	\$25,191	2.25	\$8.74	\$9.48	\$11.23	\$13.73	\$16.78	\$18,177	\$19,723	\$23,362	\$28,560	\$34,913
37-2012	Maids and housekeeping cleaners	7,540	11.02	\$10.39	\$21,601	1.66	\$8.53	\$8.97	\$9.85	\$11.33	\$13.33	\$17,732	\$18,654	\$20,492	\$23,568	\$27,719
37-2021	Pest control workers	320	8.42	\$16.40	\$34,120	6.57	\$10.83	\$13.25	\$15.94	\$19.17	\$22.84	\$22,536	\$27,564	\$33,148	\$39,864	\$47,514
37-3011	Landscaping and groundskeeping workers	10,440	5.84	\$13.95	\$29,007	2.06	\$9.45	\$10.87	\$13.13	\$16.08	\$20.20	\$19,648	\$22,613	\$27,316	\$33,456	\$42,012
37-3012	Pesticide handlers, sprayers, and applicators, vegetation	#	#	\$22.43	\$46,649	4.06	\$15.52	\$18.78	\$22.27	\$26.65	\$29.84	\$32,288	\$39,059	\$46,327	\$55,423	\$62,063
37-3013	Tree trimmers and pruners	#	#	\$22.41	\$46,619	3.45	\$19.38	\$20.42	\$22.15	\$23.89	\$27.53	\$40,318	\$42,479	\$46,081	\$49,682	\$57,271
37-3019	Grounds maintenance workers, all other	70	28.55	\$21.03	\$43,739	8.11	\$12.36	\$15.44	\$20.18	\$29.48	\$29.49	\$25,715	\$32,105	\$41,977	\$61,322	\$61,332
<b>39-0000</b>	<b>Personal care and service</b>	<b>44,510</b>	<b>3.54</b>	<b>\$12.61</b>	<b>\$26,237</b>	<b>1.6</b>	<b>\$8.60</b>	<b>\$9.15</b>	<b>\$10.68</b>	<b>\$13.76</b>	<b>\$19.88</b>	<b>\$17,887</b>	<b>\$19,040</b>	<b>\$22,216</b>	<b>\$28,613</b>	<b>\$41,358</b>
39-1011	Gaming supervisors	200	3.06	\$22.97	\$47,777	1.71	\$19.60	\$20.64	\$22.38	\$24.41	\$28.48	\$40,769	\$42,934	\$46,541	\$50,767	\$59,249
39-1012	Slot supervisors	90	0.77	\$20.03	\$41,669	3.65	\$13.15	\$15.34	\$19.55	\$24.29	\$28.27	\$27,361	\$31,908	\$40,659	\$50,517	\$58,798
39-1021	First-line supervisors of personal service workers	2,220	7.31	\$18.13	\$37,711	2.64	\$10.27	\$12.54	\$16.76	\$22.16	\$28.27	\$21,362	\$26,079	\$34,852	\$46,091	\$58,800
39-2011	Animal trainers	70	31.9	\$11.54	\$23,998	3.48	\$9.30	\$10.04	\$11.20	\$13.00	\$14.56	\$19,341	\$20,877	\$23,305	\$27,030	\$30,278
39-2021	Nonfarm animal caretakers	2,420	13.1	\$10.68	\$22,213	3.06	\$8.49	\$8.88	\$9.67	\$11.46	\$14.44	\$17,663	\$18,480	\$20,113	\$23,839	\$30,041
39-3011	Gaming dealers	850	1.1	\$9.04	\$18,813	2.48	\$8.36	\$8.55	\$8.87	\$9.19	\$9.42	\$17,386	\$17,787	\$18,456	\$19,125	\$19,592
39-3019	Gaming service workers, all other	#	#	\$15.16	\$31,528	2.37	\$11.08	\$12.80	\$14.79	\$17.39	\$19.08	\$23,054	\$26,629	\$30,761	\$36,177	\$39,685
39-3021	Motion picture projectionists	#	#	\$9.69	\$20,149	5.95	\$8.35	\$8.53	\$8.83	\$9.14	\$9.32	\$17,370	\$17,746	\$18,374	\$19,002	\$19,378
39-3091	Amusement and recreation attendants	3,730	7.87	\$9.79	\$20,362	1.71	\$8.39	\$8.63	\$9.03	\$9.64	\$11.61	\$17,450	\$17,947	\$18,775	\$20,045	\$24,140
39-3092	Costume attendants	10	31.7	\$16.99	\$35,340	9.09	\$12.31	\$13.76	\$15.72	\$17.49	\$18.55	\$25,599	\$28,628	\$32,694	\$36,379	\$38,590
39-3093	Locker room, coatroom, and dressing room attendants	160	25.29	\$11.54	\$24,001	2.89	\$8.72	\$9.43	\$11.35	\$13.30	\$14.57	\$18,128	\$19,611	\$23,608	\$27,662	\$30,315
39-4011	Embalmers	40	32.59	\$18.05	\$37,554	11.52	\$10.59	\$15.11	\$19.10	\$22.04	\$23.76	\$22,028	\$31,433	\$39,732	\$45,850	\$49,427
39-4021	Funeral attendants	#	#	\$13.36	\$27,798	3.86	\$12.13	\$12.60	\$13.38	\$14.16	\$14.63	\$25,233	\$26,206	\$27,828	\$29,449	\$30,422
39-4031	Morticians, undertakers, and funeral directors	100	45.58	\$18.00	\$37,432	21.19	\$10.08	\$10.85	\$19.59	\$22.44	\$28.58	\$20,964	\$22,569	\$40,748	\$46,667	\$59,442
39-5012	Hairdressers, hairstylists, and cosmetologists	4,190	10.17	\$13.39	\$27,862	6.82	\$8.48	\$8.86	\$10.13	\$14.67	\$23.22	\$17,644	\$18,432	\$21,062	\$30,504	\$48,308
39-5092	Manicurists and pedicurists	#	#	\$11.68	\$24,289	15.51	\$8.45	\$8.79	\$9.59	\$15.24	\$17.67	\$17,581	\$18,275	\$19,949	\$31,689	\$36,749
39-5094	Skincare specialists	560	39.51	\$14.81	\$30,807	16.87	\$8.57	\$9.08	\$12.82	\$19.39	\$23.83	\$17,826	\$18,887	\$26,667	\$40,331	\$49,569
39-6011	Baggage porters and bellhops	410	23.41	\$9.96	\$20,719	3.52	\$8.42	\$8.71	\$9.19	\$10.35	\$13.20	\$17,520	\$18,122	\$19,125	\$21,529	\$27,463
39-6012	Concierges	290	21.19	\$14.17	\$29,466	1.92	\$10.21	\$11.83	\$13.75	\$16.43	\$18.66	\$21,230	\$24,610	\$28,601	\$34,166	\$38,813
39-7011	Tour guides and escorts	230	27.38	\$12.62	\$26,259	4.77	\$8.92	\$9.99	\$11.90	\$14.98	\$17.73	\$18,551	\$20,783	\$24,758	\$31,151	\$36,874
39-7012	Travel guides	#	#	\$16.55	\$34,427	3.89	\$11.52	\$13.63	\$16.54	\$19.18	\$22.24	\$23,954	\$28,360	\$34,393	\$39,887	\$46,257
39-9011	Childcare workers	4,980	17.09	\$12.37	\$25,732	2.78	\$8.76	\$9.53	\$12.00	\$14.28	\$17.07	\$18,216	\$19,826	\$24,963	\$29,700	\$35,516
39-9021	Personal care aides	11,270	8.51	\$10.48	\$21,793	1.28	\$8.86	\$9.60	\$10.43	\$11.26	\$11.76	\$18,438	\$19,977	\$21,702	\$23,420	\$24,453
39-9031	Fitness trainers and aerobics instructors	4,090	11.38	\$19.85	\$41,279	5.51	\$9.09	\$12.04	\$19.23	\$25.34	\$30.95	\$18,917	\$25,051	\$40,000	\$52,714	\$64,377
39-9032	Recreation workers	3,910	8.26	\$12.57	\$26,140	2.79	\$8.70	\$9.40	\$11.75	\$13.95	\$17.42	\$18,096	\$19,559	\$24,443	\$29,013	\$36,241
39-9041	Residential advisors	130	17.44	\$17.03	\$35,415	6.64	\$10.52	\$12.73	\$15.14	\$20.49	\$26.40	\$21,872	\$26,468	\$31,491	\$42,616	\$54,907

# Data unavailable



Occupational Code	Occupational Title	Employment Estimate	Employment Percentage Relative Standard Error	Average Hourly Wage	Average Annual Wage	Wage Percentage Relative Standard Error	10th Percentile (Hourly)	25th Percentile (Hourly)	50th Percentile (Hourly)	75th Percentile (Hourly)	90th Percentile (Hourly)	10th Percentile (Annual)	25th Percentile (Annual)	50th Percentile (Annual)	75th Percentile (Annual)	90th Percentile (Annual)
43-4181	Reservation and transportation ticket agents and travel clerks	1,540	5.22	#	#		#	#	#	#	#	#	#	#	#	#
43-4199	Information and record clerks, all other	5,210	5.21	\$20.29	\$42,202	1.29	\$13.58	\$16.27	\$19.75	\$23.30	\$27.87	\$28,244	\$33,851	\$41,072	\$48,465	\$57,976
43-5011	Cargo and freight agents	520	17.37	\$22.33	\$46,457	7.3	\$9.64	\$15.11	\$20.85	\$27.35	\$35.86	\$20,047	\$31,435	\$43,367	\$56,883	\$74,587
43-5021	Couriers and messengers	660	20.06	\$14.70	\$30,584	5.06	\$10.01	\$11.65	\$13.56	\$16.43	\$22.59	\$20,817	\$24,230	\$28,210	\$34,165	\$46,979
43-5031	Police, fire, and ambulance dispatchers	860	10.91	\$24.31	\$50,574	1.4	\$19.58	\$21.47	\$24.13	\$27.62	\$29.80	\$40,717	\$44,649	\$50,187	\$57,456	\$61,980
43-5032	Dispatchers, except police, fire, and ambulance	1,880	8.65	\$22.08	\$45,921	3.95	\$13.22	\$17.03	\$21.12	\$25.95	\$30.35	\$27,506	\$35,423	\$43,919	\$53,974	\$63,127
43-5041	Meter readers, utilities	190	31.5	\$23.10	\$48,040	12.57	\$12.87	\$14.77	\$24.50	\$28.33	\$32.81	\$26,776	\$30,724	\$50,955	\$58,922	\$68,247
43-5051	Postal service clerks	560	0	\$25.45	\$52,930	2.74	\$15.64	\$27.30	\$27.30	\$27.31	\$27.87	\$32,531	\$56,785	\$56,793	\$56,801	\$57,977
43-5052	Postal service mail carriers	2,550	0	\$24.73	\$51,435	2.02	\$15.69	\$18.31	\$28.50	\$28.51	\$29.09	\$32,629	\$38,088	\$59,283	\$59,295	\$60,508
43-5053	Postal service mail sorters, processors, and processing machine operators	1,740	0	\$24.13	\$50,197	3.79	\$15.63	\$19.87	\$26.78	\$27.30	\$27.31	\$32,514	\$41,327	\$55,701	\$56,792	\$56,802
43-5061	Production, planning, and expediting clerks	1,750	6.06	\$24.02	\$49,966	2.59	\$15.26	\$18.16	\$23.29	\$28.45	\$34.76	\$31,734	\$37,767	\$48,450	\$59,177	\$72,309
43-5071	Shipping, receiving, and traffic clerks	6,140	7.56	\$16.40	\$34,111	1.61	\$10.52	\$12.62	\$15.02	\$19.19	\$24.07	\$21,888	\$26,257	\$31,243	\$39,918	\$50,075
43-5081	Stock clerks and order fillers	18,430	3.71	\$13.65	\$28,393	1.58	\$8.82	\$9.78	\$12.13	\$16.70	\$19.55	\$18,350	\$20,336	\$25,225	\$34,727	\$40,665
43-5111	Weighers, measurers, checkers, and samplers, recordkeeping	250	30.76	\$17.84	\$37,102	2.8	\$12.82	\$15.42	\$17.40	\$19.69	\$23.42	\$26,672	\$32,076	\$36,185	\$40,948	\$48,716
43-6011	Executive secretaries and executive administrative assistants	6,620	3.18	\$26.49	\$55,101	0.97	\$19.05	\$21.58	\$25.76	\$30.23	\$36.49	\$39,616	\$44,876	\$53,586	\$62,877	\$75,908
43-6012	Legal secretaries	1,730	17.03	\$24.33	\$50,602	5.01	\$13.31	\$19.50	\$24.05	\$29.92	\$35.77	\$27,685	\$40,568	\$50,019	\$62,235	\$74,393
43-6013	Medical secretaries	3,850	15.36	\$18.31	\$38,080	2.4	\$12.61	\$15.42	\$18.01	\$21.43	\$23.89	\$26,236	\$32,081	\$37,454	\$44,570	\$49,695
43-6014	Secretaries and administrative assistants, except legal, medical	29,470	3.07	\$18.54	\$38,561	0.77	\$11.90	\$14.54	\$18.01	\$22.41	\$26.84	\$24,756	\$30,242	\$37,454	\$46,605	\$55,821
43-9011	Computer operators	350	11.76	\$27.11	\$56,380	4.46	\$17.35	\$20.91	\$25.77	\$32.40	\$40.63	\$36,097	\$43,484	\$53,610	\$67,396	\$84,501
43-9021	Data entry keyers	1,670	15.6	\$16.38	\$34,081	1.67	\$10.14	\$13.16	\$16.46	\$18.84	\$22.92	\$21,090	\$27,375	\$34,232	\$39,181	\$47,678
43-9022	Word processors and typists	300	40.73	\$16.17	\$33,644	9.01	\$9.88	\$11.17	\$16.05	\$19.88	\$23.82	\$20,559	\$23,232	\$33,389	\$41,341	\$49,544
43-9031	Desktop publishers	70	25.29	\$26.99	\$56,131	6.07	\$17.73	\$22.95	\$27.50	\$31.81	\$36.27	\$36,874	\$47,729	\$57,209	\$66,164	\$75,447
43-9041	Insurance claims and policy processing clerks	1,250	9.35	\$22.97	\$47,783	3.21	\$16.04	\$18.61	\$22.03	\$26.35	\$30.34	\$33,373	\$38,699	\$45,815	\$54,813	\$63,116
43-9051	Mail clerks and mail machine operators, except postal service	890	7.52	\$17.69	\$36,797	4.33	\$10.76	\$14.15	\$17.24	\$20.98	\$25.92	\$22,388	\$29,428	\$35,856	\$43,646	\$53,916
43-9061	Office clerks, general	20,410	3.52	\$18.98	\$39,485	1.46	\$10.26	\$13.49	\$17.68	\$23.35	\$29.54	\$21,339	\$28,056	\$36,769	\$48,568	\$61,433
43-9071	Office machine operators, except computer	660	16.78	\$16.84	\$35,018	3.23	\$9.34	\$13.05	\$16.41	\$19.71	\$24.68	\$19,426	\$27,146	\$34,133	\$41,007	\$51,341
43-9081	Proofreaders and copy markers	50	19.08	\$20.87	\$43,402	13.68	\$10.88	\$16.03	\$19.05	\$23.79	\$30.22	\$22,626	\$33,347	\$39,621	\$49,482	\$62,853
43-9111	Statistical assistants	#	#	\$22.41	\$46,614	8.53	\$9.09	\$19.72	\$24.50	\$27.54	\$29.43	\$18,915	\$41,024	\$50,953	\$57,278	\$61,212
43-9199	Office and administrative support workers, all other	1,460	6.04	\$16.53	\$34,377	3.43	\$9.18	\$10.91	\$15.56	\$19.86	\$24.43	\$19,091	\$22,688	\$32,361	\$41,300	\$50,820
<b>45-0000</b>	<b>Farming, fishing, and forestry</b>	<b>1,600</b>	<b>11.07</b>	<b>\$13.17</b>	<b>\$27,392</b>	<b>2.95</b>	<b>\$8.62</b>	<b>\$9.21</b>	<b>\$12.31</b>	<b>\$14.87</b>	<b>\$18.77</b>	<b>\$17,935</b>	<b>\$19,159</b>	<b>\$25,611</b>	<b>\$30,934</b>	<b>\$39,050</b>
45-1011	First-line supervisors of farming, fishing, and forestry workers	80	18.96	\$23.24	\$48,335	5.82	\$13.71	\$18.02	\$21.85	\$29.19	\$35.35	\$28,521	\$37,476	\$45,438	\$60,726	\$73,528
45-2011	Agricultural inspectors	20	29.96	\$26.62	\$55,362	3.77	\$19.73	\$20.35	\$26.63	\$32.03	\$35.76	\$41,034	\$42,330	\$55,394	\$66,626	\$74,375
45-2041	Graders and sorters, agricultural products	#	#	\$10.61	\$22,064	5.04	\$8.88	\$9.66	\$10.50	\$11.34	\$11.84	\$18,463	\$20,091	\$21,838	\$23,584	\$24,632
45-2092	Farmworkers and laborers, crop, nursery, and greenhouse	1,200	13.21	\$12.50	\$25,997	3.54	\$8.62	\$9.21	\$12.27	\$14.43	\$17.25	\$17,934	\$19,159	\$25,516	\$30,020	\$35,870
45-2093	Farmworkers, farm, ranch, and aquacultural animals	190	31.48	\$11.73	\$24,390	8.94	\$8.46	\$8.81	\$9.39	\$13.45	\$18.01	\$17,604	\$18,332	\$19,531	\$27,977	\$37,451
45-4021	Fallers	10	19.31	\$17.98	\$37,407	8.06	\$14.00	\$15.80	\$17.95	\$20.74	\$22.49	\$29,120	\$32,864	\$37,335	\$43,132	\$46,782
<b>47-0000</b>	<b>Construction and extraction</b>	<b>64,880</b>	<b>2.74</b>	<b>\$22.12</b>	<b>\$46,019</b>	<b>1.16</b>	<b>\$12.90</b>	<b>\$15.94</b>	<b>\$20.17</b>	<b>\$26.75</b>	<b>\$34.41</b>	<b>\$26,840</b>	<b>\$33,162</b>	<b>\$41,958</b>	<b>\$55,639</b>	<b>\$71,570</b>
47-1011	First-line supervisors of construction trades and extraction work	6,890	6.43	\$33.60	\$69,889	2.02	\$20.23	\$25.41	\$31.57	\$39.11	\$48.59	\$42,076	\$52,847	\$65,671	\$81,355	\$101,061
47-2011	Boilermakers	#	#	\$30.39	\$63,201	6.33	\$18.66	\$23.14	\$28.21	\$40.65	\$44.64	\$38,815	\$48,131	\$58,686	\$84,548	\$92,856
47-2021	Brickmasons and blockmasons	730	16.28	\$21.69	\$45,122	12.6	\$13.00	\$14.54	\$24.55	\$27.70	\$29.59	\$27,040	\$30,241	\$51,074	\$57,624	\$61,537
47-2022	Stonemasons	#	#	\$14.80	\$30,787	13.73	\$10.02	\$11.17	\$16.12	\$17.67	\$18.60	\$20,851	\$23,229	\$33,539	\$36,751	\$38,678
47-2031	Carpenters	7,450	9.38	\$21.17	\$44,043	2.92	\$12.35	\$15.99	\$20.78	\$25.74	\$29.44	\$25,689	\$33,250	\$43,219	\$53,543	\$61,244
47-2041	Carpet installers	#	#	\$17.89	\$37,216	6.47	\$9.21	\$11.35	\$19.94	\$22.73	\$26.01	\$19,153	\$23,598	\$41,480	\$47,280	\$54,093
47-2044	Tile and marble setters	#	#	\$20.56	\$42,774	4.44	\$14.98	\$16.87	\$20.30	\$24.49	\$28.15	\$31,156	\$35,092	\$42,222	\$50,931	\$58,559
47-2051	Cement masons and concrete finishers	2,380	16.53	\$17.91	\$37,256	4.17	\$12.53	\$13.93	\$17.18	\$21.57	\$25.31	\$26,061	\$28,980	\$35,731	\$44,868	\$52,646
47-2061	Construction laborers	11,070	7.63	\$15.76	\$32,785	1.66	\$10.44	\$12.78	\$15.72	\$18.16	\$21.61	\$21,723	\$26,589	\$32,695	\$37,780	\$44,944

# Data unavailable



Occupational Code	Occupational Title	Employment Estimate	Employment Percentage Relative Standard Error	Average Hourly Wage	Average Annual Wage	Wage Percentage Relative Standard Error	10th Percentile (Hourly)	25th Percentile (Hourly)	50th Percentile (Hourly)	75th Percentile (Hourly)	90th Percentile (Hourly)	10th Percentile (Annual)	25th Percentile (Annual)	50th Percentile (Annual)	75th Percentile (Annual)	90th Percentile (Annual)
47-2071	Paving, surfacing, and tamping equipment operators	1,270	41.04	\$19.08	\$39,676	3.49	\$15.26	\$16.31	\$18.07	\$21.61	\$25.49	\$31,735	\$33,931	\$37,592	\$44,949	\$53,017
47-2073	Operating engineers and other construction equipment operators	3,800	12.66	\$22.24	\$46,260	1.65	\$16.31	\$18.89	\$22.05	\$25.86	\$28.98	\$33,922	\$39,300	\$45,868	\$53,794	\$60,279
47-2081	Drywall and ceiling tile installers	1,290	26.17	\$20.18	\$41,980	2.38	\$15.67	\$17.60	\$20.26	\$22.71	\$24.70	\$32,588	\$36,607	\$42,146	\$47,245	\$51,375
47-2082	Tapers	410	22.27	\$23.74	\$49,376	4.13	\$15.92	\$18.34	\$21.97	\$27.65	\$36.71	\$33,118	\$38,137	\$45,705	\$57,516	\$76,355
47-2111	Electricians	9,690	6.15	\$23.14	\$48,124	2.98	\$13.40	\$16.28	\$21.35	\$28.71	\$35.48	\$27,868	\$33,862	\$44,402	\$59,717	\$73,801
47-2121	Glaziers	460	28.29	\$21.30	\$44,296	5.97	\$12.95	\$15.93	\$20.88	\$26.90	\$29.95	\$26,934	\$33,135	\$43,426	\$55,952	\$62,286
47-2131	Insulation workers, floor, ceiling, and wall	#	#	\$22.98	\$47,807	2.67	\$13.25	\$15.85	\$21.63	\$29.09	\$35.44	\$27,553	\$32,968	\$44,990	\$60,506	\$73,717
47-2132	Insulation workers, mechanical	810	38.37	\$18.67	\$38,842	6.93	\$12.30	\$14.62	\$17.06	\$20.14	\$24.22	\$25,588	\$30,411	\$35,477	\$41,888	\$50,381
47-2141	Painters, construction and maintenance	1,780	13.73	\$18.13	\$37,711	5.57	\$11.39	\$14.98	\$18.44	\$21.75	\$23.85	\$23,696	\$31,151	\$38,363	\$45,240	\$49,617
47-2151	Pipelayers	540	33.25	\$19.85	\$41,279	4.22	\$14.77	\$16.13	\$18.24	\$22.05	\$26.44	\$30,731	\$33,551	\$37,936	\$45,860	\$54,994
47-2152	Plumbers, pipefitters, and steamfitters	3,980	12.52	\$24.43	\$50,821	2.75	\$15.46	\$17.86	\$23.13	\$30.92	\$35.94	\$32,151	\$37,141	\$48,102	\$64,313	\$74,751
47-2161	Plasterers and stucco masons	#	#	\$19.16	\$39,846	5.68	\$15.91	\$17.03	\$18.88	\$21.32	\$23.00	\$33,099	\$35,417	\$39,279	\$44,352	\$47,839
47-2171	Reinforcing iron and rebar workers	#	#	\$20.62	\$42,882	7.85	\$16.08	\$17.43	\$19.86	\$23.20	\$26.79	\$33,453	\$36,254	\$41,299	\$48,254	\$55,722
47-2181	Roofers	1,410	17.02	\$17.98	\$37,389	5.92	\$12.59	\$14.05	\$17.09	\$21.67	\$25.93	\$26,184	\$29,226	\$35,557	\$45,067	\$53,938
47-2211	Sheet metal workers	1,680	26.77	\$22.30	\$46,394	3.05	\$15.31	\$18.45	\$21.73	\$25.90	\$30.56	\$31,834	\$38,377	\$45,196	\$53,862	\$63,570
47-2221	Structural iron and steel workers	270	41.09	\$20.57	\$42,782	7.49	\$15.24	\$16.72	\$19.20	\$24.21	\$28.86	\$31,689	\$34,782	\$39,935	\$50,357	\$60,028
47-3012	Helpers--carpenters	#	#	\$14.85	\$30,888	8.79	\$12.41	\$13.05	\$14.12	\$15.92	\$19.11	\$25,819	\$27,152	\$29,374	\$33,109	\$39,758
47-3013	Helpers--electricians	340	33.22	\$18.97	\$39,464	12.63	\$12.21	\$13.16	\$14.75	\$24.68	\$31.90	\$25,394	\$27,378	\$30,685	\$51,333	\$66,353
47-3015	Helpers--pipefitters, plumbers, pipefitters, and steamfitters	#	#	\$12.29	\$25,561	13.87	\$8.53	\$8.98	\$12.26	\$14.42	\$17.60	\$17,739	\$18,669	\$25,511	\$30,001	\$36,614
47-3016	Helpers--roofers	80	35.54	\$14.79	\$30,758	3.57	\$11.06	\$12.63	\$14.36	\$17.00	\$18.96	\$23,014	\$26,268	\$29,870	\$35,368	\$39,446
47-4011	Construction and building inspectors	1,110	14.35	\$32.86	\$68,341	3.01	\$21.29	\$26.39	\$32.51	\$37.92	\$45.51	\$44,292	\$54,889	\$67,615	\$78,879	\$94,667
47-4021	Elevator installers and repairers	310	33.63	\$37.37	\$77,737	2.36	\$21.64	\$31.51	\$41.15	\$45.20	\$47.64	\$45,006	\$65,537	\$85,589	\$94,024	\$99,085
47-4041	Hazardous materials removal workers	850	16.19	\$19.55	\$40,660	2.47	\$15.78	\$17.15	\$19.37	\$22.08	\$23.72	\$32,823	\$35,668	\$40,280	\$45,926	\$49,329
47-4051	Highway maintenance workers	800	4.92	\$21.05	\$43,786	1.49	\$16.23	\$18.10	\$21.73	\$23.00	\$25.63	\$33,766	\$37,656	\$45,191	\$47,833	\$53,316
47-4071	Septic tank servicers and sewer pipe cleaners	#	#	\$19.73	\$41,041	6.45	\$13.60	\$15.65	\$17.75	\$22.82	\$30.16	\$28,285	\$32,542	\$36,924	\$47,468	\$62,726
47-4099	Construction and related workers, all other	500	35.01	\$23.11	\$48,072	18.64	\$11.13	\$14.20	\$20.17	\$28.92	\$43.09	\$23,153	\$29,542	\$41,947	\$60,158	\$89,621
47-5012	Rotary drill operators, oil and gas	#	#	\$30.92	\$64,306	3.92	\$25.21	\$27.40	\$31.08	\$34.83	\$37.09	\$52,434	\$56,986	\$64,645	\$72,455	\$77,143
47-5013	Service unit operators, oil, gas, and mining	#	#	\$23.10	\$48,040	8.06	\$15.64	\$17.43	\$20.76	\$25.95	\$36.27	\$32,533	\$36,263	\$43,187	\$53,976	\$75,444
47-5021	Earth drillers, except oil and gas	280	49.2	\$20.47	\$42,578	4.93	\$15.83	\$17.47	\$20.25	\$23.08	\$26.34	\$32,933	\$36,346	\$42,125	\$48,006	\$54,792
47-5031	Explosives workers, ordnance handling experts, and blasters	80	23.93	\$19.96	\$41,525	3.64	\$13.81	\$16.01	\$19.43	\$23.37	\$27.41	\$28,731	\$33,308	\$40,420	\$48,612	\$57,010
47-5071	Roustabouts, oil and gas	620	30.52	\$21.72	\$45,185	6.51	\$14.25	\$16.60	\$21.28	\$27.07	\$29.64	\$29,649	\$34,534	\$44,253	\$56,301	\$61,650
47-5081	Helpers--extraction workers	#	#	\$17.57	\$36,544	4.79	\$15.17	\$15.95	\$17.24	\$18.54	\$21.69	\$31,555	\$33,170	\$35,862	\$38,555	\$45,109
<b>49-0000</b>	<b>Installation, maintenance, and repair</b>	<b>50,910</b>	<b>2.79</b>	<b>\$23.95</b>	<b>\$49,816</b>	<b>1.22</b>	<b>\$12.51</b>	<b>\$16.45</b>	<b>\$22.70</b>	<b>\$30.05</b>	<b>\$37.19</b>	<b>\$26,031</b>	<b>\$34,213</b>	<b>\$47,217</b>	<b>\$62,511</b>	<b>\$77,360</b>
49-1011	First-line supervisors of mechanics, installers, and repairers	4,080	5.15	\$34.22	\$71,187	2.43	\$20.39	\$25.31	\$32.86	\$39.82	\$48.93	\$42,419	\$52,644	\$68,358	\$82,831	\$101,774
49-2011	Computer, automated teller, and office machine repairers	1,190	22.3	\$19.13	\$39,797	3.3	\$12.43	\$14.42	\$18.43	\$23.08	\$28.00	\$25,861	\$29,984	\$38,342	\$48,010	\$58,235
49-2021	Radio, cellular, and tower equipment installers and repairers	260	37.82	\$25.32	\$52,662	2.82	\$18.52	\$21.25	\$25.44	\$29.01	\$32.63	\$38,524	\$44,199	\$52,910	\$60,350	\$67,866
49-2022	Telecommunications equipment installers and repairers, except line installers	3,080	17.06	\$30.76	\$63,986	2.33	\$20.80	\$26.47	\$32.53	\$35.92	\$37.96	\$43,256	\$55,050	\$67,672	\$74,721	\$78,951
49-2091	Avionics technicians	#	#	\$32.01	\$66,584	13.35	\$15.18	\$29.44	\$34.54	\$40.02	\$44.46	\$31,578	\$61,228	\$71,837	\$83,236	\$92,475
49-2092	Electric motor, power tool, and related repairers	#	#	\$20.94	\$43,559	4.75	\$15.86	\$18.58	\$21.28	\$23.81	\$27.51	\$32,989	\$38,640	\$44,263	\$49,534	\$57,226
49-2094	Electrical and electronics repairers, commercial and industrial equipment	860	10.13	\$28.72	\$59,738	3.24	\$18.30	\$23.14	\$28.75	\$34.55	\$38.36	\$38,055	\$48,138	\$59,798	\$71,860	\$79,794
49-2095	Electrical and electronics repairers, powerhouse, substation, and relay	120	29.85	\$37.86	\$78,742	4.26	\$30.36	\$33.56	\$38.97	\$43.57	\$46.33	\$63,144	\$69,796	\$81,056	\$90,620	\$96,375
49-2096	Electronic equipment installers and repairers, motor vehicles	#	#	\$15.38	\$31,991	5.5	\$10.66	\$12.14	\$15.03	\$18.40	\$21.32	\$22,182	\$25,252	\$31,260	\$38,263	\$44,342
49-2097	Electronic home entertainment equipment installers and repairers	390	34.01	\$25.40	\$52,822	2.71	\$17.57	\$20.67	\$24.17	\$30.06	\$35.88	\$36,551	\$42,991	\$50,280	\$62,530	\$74,625
49-2098	Security and fire alarm systems installers	990	30.64	\$21.24	\$44,172	4.02	\$15.19	\$16.74	\$19.51	\$25.65	\$30.03	\$31,605	\$34,813	\$40,577	\$53,361	\$62,460

# Data unavailable

Occupational Code	Occupational Title	Employment Estimate	Employment Percentage Relative Standard Error	Average Hourly Wage	Average Annual Wage	Wage Percentage Relative Standard Error	10th Percentile (Hourly)	25th Percentile (Hourly)	50th Percentile (Hourly)	75th Percentile (Hourly)	90th Percentile (Hourly)	10th Percentile (Annual)	25th Percentile (Annual)	50th Percentile (Annual)	75th Percentile (Annual)	90th Percentile (Annual)
49-3011	Aircraft mechanics and service technicians	1,140	10.64	\$34.00	\$70,724	4.16	\$20.42	\$27.81	\$34.36	\$40.91	\$45.96	\$42,471	\$57,846	\$71,471	\$85,094	\$95,587
49-3021	Automotive body and related repairers	1,440	11.73	\$24.57	\$51,109	4.98	\$14.49	\$19.17	\$23.09	\$29.09	\$36.25	\$30,133	\$39,865	\$48,027	\$60,516	\$75,395
49-3022	Automotive glass installers and repairers	#	#	\$17.17	\$35,707	4.18	\$13.41	\$14.96	\$16.77	\$19.47	\$22.27	\$27,883	\$31,112	\$34,878	\$40,500	\$46,326
49-3023	Automotive service technicians and mechanics	6,360	6.03	\$20.68	\$43,017	3	\$9.50	\$12.85	\$18.78	\$27.28	\$33.67	\$19,754	\$26,721	\$39,060	\$56,750	\$70,042
49-3031	Bus and truck mechanics and diesel engine specialists	2,680	8.36	\$24.80	\$51,589	2.01	\$15.89	\$19.55	\$24.71	\$29.80	\$35.21	\$33,049	\$40,665	\$51,399	\$61,978	\$73,232
49-3041	Farm equipment mechanics and service technicians	#	#	\$15.88	\$33,026	4.63	\$12.56	\$14.62	\$16.25	\$17.73	\$18.61	\$26,133	\$30,414	\$33,804	\$36,871	\$38,711
49-3042	Mobile heavy equipment mechanics, except engines	1,460	13.69	\$23.18	\$48,215	2.55	\$14.11	\$18.26	\$23.50	\$28.24	\$32.41	\$29,348	\$37,990	\$48,880	\$58,731	\$67,418
49-3043	Rail car repairers	200	22.83	\$26.18	\$54,458	6.08	\$14.05	\$21.94	\$27.77	\$32.00	\$35.62	\$29,230	\$45,637	\$57,761	\$66,567	\$74,094
49-3052	Motorcycle mechanics	#	#	\$24.10	\$50,130	10.48	\$13.30	\$17.18	\$22.69	\$29.40	\$40.52	\$27,667	\$35,735	\$47,198	\$61,159	\$84,272
49-3053	Outdoor power equipment and other small engine mechanics	220	23.55	\$19.32	\$40,181	4.08	\$12.55	\$16.36	\$18.96	\$23.00	\$27.08	\$26,107	\$34,035	\$39,436	\$47,844	\$56,320
49-3091	Bicycle repairers	#	#	\$15.37	\$31,975	5.59	\$11.01	\$12.68	\$14.88	\$17.99	\$21.02	\$22,899	\$26,378	\$30,958	\$37,424	\$43,730
49-3092	Recreational vehicle service technicians	#	#	\$23.12	\$48,082	14.54	\$13.46	\$16.29	\$25.80	\$28.63	\$30.36	\$27,997	\$33,877	\$53,661	\$59,543	\$63,140
49-3093	Tire repairers and changers	1,190	35.91	\$12.56	\$26,118	3.43	\$9.29	\$10.38	\$12.19	\$14.04	\$16.05	\$19,319	\$21,585	\$25,359	\$29,200	\$33,389
49-9011	Mechanical door repairers	#	#	\$21.39	\$44,481	4.66	\$14.71	\$16.81	\$20.72	\$26.31	\$29.34	\$30,606	\$34,975	\$43,106	\$54,721	\$61,028
49-9012	Control and valve installers and repairers, except mechanical door	750	14.65	\$29.50	\$61,368	6.32	\$15.65	\$20.93	\$30.14	\$38.06	\$44.16	\$32,550	\$43,544	\$62,697	\$79,171	\$91,858
49-9021	Heating, air conditioning, and refrigeration mechanics and installers	3,180	11.95	\$26.48	\$55,075	3.81	\$16.19	\$21.33	\$26.48	\$30.74	\$37.22	\$33,678	\$44,360	\$55,083	\$63,943	\$77,420
49-9031	Home appliance repairers	360	34.05	\$23.77	\$49,441	12.64	\$12.15	\$14.84	\$23.18	\$32.22	\$36.33	\$25,279	\$30,864	\$48,207	\$67,026	\$75,569
49-9041	Industrial machinery mechanics	2,380	10.12	\$27.35	\$56,889	5.47	\$13.73	\$18.99	\$26.50	\$33.02	\$42.00	\$28,560	\$39,495	\$55,124	\$68,681	\$87,365
49-9043	Maintenance workers, machinery	410	17.92	\$23.54	\$48,953	2.27	\$12.42	\$17.32	\$23.55	\$28.65	\$34.85	\$26,030	\$48,976	\$59,591	\$72,491	\$84,941
49-9044	Millwrights	220	29.56	\$26.25	\$54,599	5.33	\$20.04	\$22.08	\$25.88	\$30.17	\$34.82	\$41,686	\$45,918	\$53,826	\$62,745	\$72,432
49-9051	Electrical power-line installers and repairers	1,210	15.54	\$32.91	\$68,456	2.56	\$17.57	\$24.81	\$34.06	\$42.58	\$46.51	\$36,549	\$51,613	\$70,841	\$88,567	\$96,735
49-9052	Telecommunications line installers and repairers	990	26.12	\$22.53	\$46,864	5.18	\$13.60	\$16.64	\$22.04	\$28.05	\$33.17	\$28,292	\$34,606	\$45,843	\$58,346	\$69,001
49-9061	Camera and photographic equipment repairers	#	#	\$19.57	\$40,704	10.52	\$15.68	\$16.46	\$17.76	\$19.05	\$23.53	\$32,620	\$34,239	\$36,937	\$39,614	\$45,951
49-9062	Medical equipment repairers	760	14.38	\$25.36	\$52,748	3.07	\$16.51	\$19.71	\$24.66	\$29.25	\$37.33	\$34,351	\$40,996	\$51,285	\$60,830	\$77,638
49-9063	Musical instrument repairers and tuners	#	#	\$33.18	\$69,005	24.48	\$20.22	\$21.87	\$39.18	\$43.51	\$46.11	\$42,064	\$45,495	\$81,497	\$90,510	\$95,918
49-9064	Watch repairers	#	#	\$18.32	\$38,110	7.01	\$9.30	\$15.62	\$19.94	\$22.08	\$23.36	\$19,353	\$32,493	\$41,474	\$45,917	\$48,582
49-9069	Precision instrument and equipment repairers, all other	#	#	\$26.77	\$55,691	15.95	\$16.49	\$18.21	\$25.83	\$34.01	\$39.96	\$34,289	\$37,885	\$53,723	\$70,733	\$83,110
49-9071	Maintenance and repair workers, general	9,990	4.3	\$19.00	\$39,521	1.56	\$11.38	\$14.03	\$17.66	\$23.02	\$29.09	\$23,661	\$29,182	\$36,727	\$47,890	\$60,501
49-9091	Coin, vending, and amusement machine servicers and repairers	270	18.08	\$18.95	\$39,424	2.55	\$13.31	\$15.78	\$19.65	\$22.27	\$23.84	\$27,682	\$32,813	\$40,875	\$46,324	\$49,594
49-9094	Locksmiths and safe repairers	110	33.14	\$21.27	\$44,232	7.4	\$14.07	\$16.71	\$20.94	\$25.92	\$29.21	\$29,259	\$34,757	\$43,552	\$53,907	\$60,754
49-9096	Riggers	#	#	\$18.65	\$38,797	19.01	\$11.80	\$12.97	\$14.78	\$26.24	\$29.36	\$24,536	\$26,970	\$30,741	\$54,572	\$61,076
49-9098	Helpers--installation, maintenance, and repair workers	470	14.16	\$17.84	\$37,107	4.64	\$10.56	\$14.31	\$17.25	\$21.79	\$26.72	\$21,957	\$29,765	\$35,871	\$45,331	\$55,571
49-9099	Installation, maintenance, and repair workers, all other	1,510	17.88	\$19.65	\$40,866	5.38	\$11.04	\$14.91	\$18.54	\$23.87	\$29.72	\$22,960	\$31,021	\$38,561	\$49,656	\$61,808
<b>51-0000</b>	<b>Production</b>	<b>51,110</b>	<b>2.47</b>	<b>\$17.71</b>	<b>\$36,830</b>	<b>1.51</b>	<b>\$9.66</b>	<b>\$11.72</b>	<b>\$15.69</b>	<b>\$21.57</b>	<b>\$29.14</b>	<b>\$20,102</b>	<b>\$24,384</b>	<b>\$32,627</b>	<b>\$44,856</b>	<b>\$60,621</b>
51-1011	First-line supervisors of production and operating workers	2,980	5.13	\$30.15	\$62,720	1.67	\$17.41	\$22.20	\$28.45	\$36.20	\$46.37	\$36,218	\$46,182	\$59,180	\$75,296	\$96,442
51-2021	Coil winders, tapers, and finishers	20	46.74	\$18.49	\$38,453	4.46	\$12.96	\$15.56	\$17.81	\$21.56	\$25.84	\$26,948	\$32,367	\$37,040	\$44,842	\$53,750
51-2022	Electrical and electronic equipment assemblers	1,450	12.92	\$16.72	\$34,773	7.47	\$8.91	\$10.57	\$14.61	\$20.73	\$29.21	\$18,541	\$21,975	\$30,382	\$43,126	\$60,762
51-2023	Electromechanical equipment assemblers	1,010	10.76	\$16.66	\$34,650	4.22	\$12.24	\$15.56	\$16.85	\$18.14	\$18.92	\$25,463	\$32,371	\$35,055	\$37,739	\$39,350
51-2031	Engine and other machine assemblers	190	39.07	\$17.60	\$36,606	4.13	\$12.94	\$16.08	\$17.75	\$19.62	\$22.76	\$26,907	\$33,442	\$36,911	\$40,804	\$47,334
51-2041	Structural metal fabricators and fitters	440	17.68	\$19.10	\$39,724	5.04	\$10.98	\$14.18	\$18.51	\$24.32	\$28.25	\$22,839	\$29,501	\$38,494	\$50,582	\$58,752
51-2092	Team assemblers	2,820	12.12	\$15.20	\$31,615	2.74	\$9.68	\$11.33	\$14.06	\$17.77	\$22.78	\$20,138	\$23,560	\$29,236	\$36,955	\$47,383
51-2099	Assemblers and fabricators, all other	3,000	14.52	\$15.31	\$31,843	2.48	\$10.07	\$11.54	\$14.43	\$18.25	\$22.32	\$20,935	\$24,000	\$30,019	\$37,960	\$46,429
51-3011	Bakers	2,340	16.57	\$12.79	\$26,609	4.96	\$8.83	\$9.71	\$11.41	\$14.68	\$19.43	\$18,372	\$20,196	\$23,725	\$30,538	\$40,410
51-3021	Butchers and meat cutters	910	13.62	\$15.92	\$33,115	4.48	\$9.82	\$11.83	\$15.76	\$19.63	\$23.10	\$20,427	\$24,614	\$32,774	\$40,833	\$48,041
51-3022	Meat, poultry, and fish cutters and trimmers	230	43.59	\$12.97	\$26,973	5.69	\$8.89	\$10.03	\$12.25	\$15.78	\$18.16	\$18,481	\$20,857	\$25,478	\$32,814	\$37,776
51-3023	Slaughterers and meat packers	#	#	\$16.44	\$34,198	7.67	\$11.35	\$13.37	\$15.85	\$18.25	\$25.01	\$23,616	\$27,813	\$32,975	\$37,951	\$52,025

# Data unavailable

Occupational Code	Occupational Title	Employment Estimate	Employment Percentage Relative Standard Error	Average Hourly Wage	Average Annual Wage	Wage Percentage Relative Standard Error	10th Percentile (Hourly)	25th Percentile (Hourly)	50th Percentile (Hourly)	75th Percentile (Hourly)	90th Percentile (Hourly)	10th Percentile (Annual)	25th Percentile (Annual)	50th Percentile (Annual)	75th Percentile (Annual)	90th Percentile (Annual)
51-3091	Food and tobacco roasting, baking, and drying machine operators and tenders	170	24.64	\$21.57	\$44,872	12.35	\$9.47	\$13.00	\$18.74	\$31.75	\$35.67	\$19,692	\$27,036	\$38,986	\$66,035	\$74,191
51-3092	Food batchmakers	1,330	13.03	\$14.13	\$29,382	3.93	\$8.94	\$10.13	\$12.16	\$14.58	\$22.72	\$18,601	\$21,071	\$25,285	\$30,333	\$47,267
51-3093	Food cooking machine operators and tenders	100	22.01	\$17.54	\$36,490	11.22	\$9.00	\$10.62	\$17.26	\$24.37	\$27.75	\$18,725	\$22,099	\$35,901	\$50,693	\$57,729
51-3099	Food processing workers, all other	420	15.92	\$13.37	\$27,802	4.74	\$9.78	\$10.62	\$12.16	\$15.75	\$18.68	\$20,342	\$22,098	\$25,292	\$32,760	\$38,844
51-4011	Computer-controlled machine tool operators, metal and plastic	400	18.2	\$19.24	\$40,013	9.79	\$11.02	\$13.18	\$17.76	\$25.23	\$29.42	\$22,916	\$27,421	\$36,936	\$52,481	\$61,187
51-4012	Computer numerically controlled machine tool programmers, metal a	60	31.91	\$26.21	\$54,508	2.42	\$20.03	\$23.40	\$26.61	\$29.30	\$32.44	\$41,670	\$48,682	\$55,342	\$60,940	\$67,484
51-4021	Extruding and drawing machine setters, operators, and tenders, metal and plastic	540	33.13	\$15.84	\$32,948	2.06	\$12.19	\$13.15	\$14.75	\$17.94	\$21.80	\$25,353	\$27,351	\$30,682	\$37,317	\$45,344
51-4022	Forging machine setters, operators, and tenders, metal and plastic	100	2.63	\$21.92	\$45,588	3.61	\$18.65	\$19.43	\$21.78	\$23.46	\$25.17	\$38,784	\$40,404	\$45,295	\$48,792	\$52,350
51-4023	Rolling machine setters, operators, and tenders, metal and plastic	#	#	\$15.02	\$31,246	10.38	\$12.11	\$12.66	\$13.57	\$14.48	\$20.61	\$25,196	\$26,330	\$28,219	\$30,109	\$42,879
51-4031	Cutting, punching, and press machine setters, operators, and tenders, metal and plastic	820	15.28	\$15.54	\$32,321	3.76	\$9.93	\$11.19	\$14.78	\$18.62	\$22.84	\$20,652	\$23,278	\$30,739	\$38,724	\$47,516
51-4032	Drilling and boring machine tool setters, operators, and tenders, metal and plastic	80	43.6	\$14.79	\$30,768	8.28	\$9.58	\$10.90	\$13.34	\$17.63	\$22.58	\$19,922	\$22,671	\$27,740	\$36,665	\$46,959
51-4033	Grinding, lapping, polishing, and buffing machine tool setters, operators, and tenders, metal and plastic	640	23.46	\$16.95	\$35,251	5.6	\$10.82	\$12.77	\$15.53	\$20.71	\$23.89	\$22,513	\$26,559	\$32,308	\$43,069	\$49,699
51-4034	Lathe and turning machine tool setters, operators, and tenders, metal and plastic	40	47.53	\$19.57	\$40,705	3.11	\$14.75	\$16.55	\$19.17	\$22.13	\$24.24	\$30,679	\$34,426	\$39,879	\$46,036	\$50,417
51-4041	Machinists	2,120	11.12	\$21.23	\$44,150	3.39	\$12.00	\$15.47	\$21.16	\$26.60	\$30.22	\$24,951	\$32,174	\$44,010	\$55,329	\$62,859
51-4051	Metal-refining furnace operators and tenders	20	42.54	\$18.64	\$38,767	10.92	\$13.22	\$14.81	\$19.90	\$21.93	\$23.15	\$27,501	\$30,802	\$41,389	\$45,621	\$48,161
51-4061	Model makers, metal and plastic	40	20.25	\$28.33	\$58,934	5.56	\$19.37	\$25.51	\$29.59	\$33.58	\$36.40	\$40,300	\$53,054	\$61,537	\$69,847	\$75,713
51-4072	Molding, coremaking, and casting machine setters, operators, and tenders, metal and plastic	900	17.23	\$13.50	\$28,086	5.69	\$8.80	\$9.60	\$11.47	\$15.03	\$22.14	\$18,313	\$19,973	\$23,853	\$31,253	\$46,051
51-4081	Multiple machine tool setters, operators, and tenders, metal and plastic	#	#	\$15.04	\$31,275	2.85	\$10.43	\$12.26	\$13.99	\$17.05	\$20.87	\$21,693	\$25,507	\$29,102	\$35,458	\$43,413
51-4111	Tool and die makers	140	18.97	\$25.92	\$53,914	3.43	\$17.42	\$21.14	\$26.11	\$30.92	\$35.31	\$36,234	\$43,966	\$54,315	\$64,316	\$73,452
51-4121	Welders, cutters, solderers, and brazers	2,160	13.3	\$19.15	\$39,824	2.69	\$12.87	\$15.67	\$17.95	\$21.92	\$27.11	\$26,779	\$32,597	\$37,326	\$45,592	\$56,393
51-4122	Welding, soldering, and brazing machine setters, operators, and tenders	50	19.63	\$16.22	\$33,743	10.77	\$10.01	\$11.08	\$16.76	\$21.01	\$23.00	\$20,824	\$23,045	\$34,851	\$43,696	\$47,830
51-4191	Heat treating equipment setters, operators, and tenders, metal and plastic	40	28.76	\$20.55	\$42,744	7.17	\$12.35	\$14.59	\$21.73	\$25.17	\$27.36	\$25,698	\$30,342	\$45,192	\$52,348	\$56,910
51-4193	Plating and coating machine setters, operators, and tenders, metal and plastic	310	19.34	\$16.33	\$33,976	4.21	\$10.39	\$12.48	\$15.10	\$19.47	\$23.05	\$21,608	\$25,962	\$31,414	\$40,498	\$47,941
51-4199	Metal workers and plastic workers, all other	260	25.65	\$14.16	\$29,450	10.91	\$8.65	\$9.29	\$12.49	\$16.22	\$22.91	\$17,989	\$19,318	\$25,989	\$33,737	\$47,662
51-5111	Prepress technicians and workers	320	27.73	\$19.39	\$40,322	7.02	\$11.74	\$15.93	\$18.05	\$22.20	\$27.06	\$24,424	\$33,138	\$37,544	\$46,169	\$56,287
51-5112	Printing press operators	1,450	8.54	\$17.55	\$36,509	4.59	\$9.30	\$13.87	\$17.32	\$21.27	\$25.27	\$19,343	\$28,840	\$36,027	\$44,235	\$52,558
51-5113	Print binding and finishing workers	500	15.46	\$16.51	\$34,346	2.96	\$10.66	\$12.95	\$16.41	\$19.99	\$23.03	\$22,169	\$26,930	\$34,137	\$41,571	\$47,894
51-6011	Laundry and dry-cleaning workers	1,470	25.45	\$11.10	\$23,078	4.07	\$8.60	\$9.15	\$10.46	\$12.43	\$17.880	\$19,023	\$21,753	\$25,854	\$30,018	
51-6021	Pressers, textile, garment, and related materials	#	#	\$12.29	\$25,555	9.84	\$9.77	\$10.42	\$11.52	\$13.99	\$16.74	\$20,316	\$21,682	\$23,957	\$29,096	\$34,818
51-6031	Sewing machine operators	1,240	10.57	\$11.71	\$24,348	4.58	\$8.58	\$9.10	\$10.37	\$13.29	\$17.31	\$17,839	\$18,921	\$21,560	\$27,645	\$36,012
51-6051	Sewers, hand	10	21.26	#	#	#	#	#	#	#	#	#	#	#	#	#
51-6052	Tailors, dressmakers, and custom sewers	20	17.37	\$13.02	\$27,080	2.69	\$10.19	\$11.67	\$13.05	\$14.39	\$16.24	\$21,192	\$24,270	\$27,151	\$29,928	\$33,783
51-6062	Textile cutting machine setters, operators, and tenders	40	38.06	\$14.98	\$31,149	4.14	\$12.23	\$13.18	\$14.76	\$16.94	\$18.59	\$25,439	\$27,411	\$30,697	\$35,231	\$38,666
51-6092	Fabric and apparel patternmakers	80	3.93	\$13.01	\$27,061	7.73	\$8.74	\$9.50	\$11.64	\$14.39	\$19.16	\$18,172	\$19,751	\$24,209	\$29,928	\$39,848
51-6093	Upholsterers	210	35.36	\$20.13	\$41,876	5.12	\$14.33	\$16.22	\$18.38	\$24.53	\$28.86	\$29,809	\$33,747	\$38,236	\$51,017	\$60,023
51-7011	Cabinetmakers and bench carpenters	810	16.67	\$17.26	\$35,891	3.05	\$11.45	\$13.63	\$16.71	\$20.06	\$24.24	\$23,817	\$28,342	\$34,749	\$41,724	\$50,414
51-7021	Furniture finishers	290	16.51	\$16.91	\$35,168	2.47	\$11.77	\$14.22	\$16.85	\$19.48	\$22.79	\$24,472	\$29,577	\$35,041	\$40,515	\$47,411
51-7041	Sawing machine setters, operators, and tenders, wood	80	23.21	\$14.80	\$30,780	4.62	\$9.63	\$10.74	\$14.69	\$18.63	\$21.71	\$20,037	\$22,345	\$30,559	\$38,754	\$45,148
51-7042	Woodworking machine setters, operators, and tenders, except sawing	490	24.26	\$14.42	\$30,002	3.76	\$10.13	\$11.19	\$13.75	\$17.20	\$19.84	\$21,066	\$23,268	\$28,597	\$35,781	\$41,263
51-8012	Power distributors and dispatchers	60	18.79	\$42.61	\$88,623	3.16	\$30.40	\$40.99	\$44.39	\$47.79	\$49.75	\$63,231	\$85,249	\$92,332	\$99,410	\$103,473

# Data unavailable

Occupational Code	Occupational Title	Employment Estimate	Employment Percentage Relative Standard Error	Average Hourly Wage	Average Annual Wage	Wage Percentage Relative Standard Error	10th Percentile (Hourly)	25th Percentile (Hourly)	50th Percentile (Hourly)	75th Percentile (Hourly)	90th Percentile (Hourly)	10th Percentile (Annual)	25th Percentile (Annual)	50th Percentile (Annual)	75th Percentile (Annual)	90th Percentile (Annual)
51-8013	Power plant operators	290	18.87	\$32.69	\$67,988	4.01	\$24.40	\$26.97	\$31.82	\$38.78	\$44.18	\$50,756	\$56,089	\$66,187	\$80,671	\$91,905
51-8021	Stationary engineers and boiler operators	420	12.05	\$28.76	\$59,826	3.59	\$18.31	\$21.87	\$26.61	\$31.93	\$38.53	\$38,094	\$45,482	\$55,350	\$66,418	\$80,149
51-8031	Water and wastewater treatment plant and system operators	730	12.83	\$26.23	\$54,563	2.46	\$17.19	\$21.17	\$26.29	\$30.52	\$36.27	\$35,749	\$44,039	\$54,677	\$63,482	\$75,445
51-8092	Gas plant operators	160	38.12	\$38.77	\$80,649	3.44	\$28.32	\$34.16	\$40.07	\$44.47	\$47.12	\$58,904	\$71,054	\$83,347	\$92,506	\$98,002
51-8093	Petroleum pump system operators, refinery operators, and gaugers	280	20.45	\$39.40	\$81,960	7.75	\$28.60	\$32.98	\$37.37	\$43.46	\$47.79	\$59,496	\$68,607	\$77,727	\$90,406	\$99,412
51-8099	Plant and system operators, all other	#	#	\$27.93	\$58,103	2.81	\$21.32	\$25.16	\$28.07	\$30.85	\$35.54	\$44,349	\$52,332	\$58,376	\$64,175	\$73,914
51-9011	Chemical equipment operators and tenders	300	30.21	\$17.82	\$37,070	9.17	\$10.99	\$12.92	\$15.98	\$20.01	\$28.78	\$22,862	\$26,869	\$33,238	\$41,620	\$59,856
51-9012	Separating, filtering, clarifying, precipitating, and still machine setters, operators, and tenders	790	35.22	\$21.29	\$44,293	10.84	\$10.54	\$12.51	\$21.44	\$29.31	\$34.36	\$21,922	\$26,018	\$44,601	\$60,961	\$71,470
51-9021	Crushing, grinding, and polishing machine setters, operators, and tenders	190	21.39	\$19.28	\$40,101	4.64	\$11.72	\$15.13	\$19.15	\$22.50	\$24.83	\$24,386	\$31,477	\$39,827	\$46,810	\$51,642
51-9022	Grinding and polishing workers, hand	170	26.82	\$14.41	\$29,977	3.77	\$10.22	\$12.03	\$13.76	\$16.41	\$20.67	\$21,262	\$25,016	\$28,614	\$34,137	\$43,002
51-9023	Mixing and blending machine setters, operators, and tenders	610	19.24	\$14.20	\$29,542	7.01	\$8.86	\$9.91	\$12.32	\$17.53	\$22.92	\$18,424	\$20,608	\$25,626	\$36,464	\$47,675
51-9031	Cutters and trimmers, hand	60	21.12	\$12.69	\$26,392	7.92	\$8.44	\$8.76	\$9.34	\$15.78	\$21.63	\$17,563	\$18,231	\$19,432	\$32,831	\$44,987
51-9032	Cutting and slicing machine setters, operators, and tenders	410	28.43	\$16.72	\$34,769	4.95	\$12.12	\$13.21	\$15.08	\$18.92	\$25.29	\$25,202	\$27,469	\$31,360	\$39,361	\$52,608
51-9051	Furnace, kiln, oven, drier, and kettle operators and tenders	80	10.42	\$16.51	\$34,333	2.8	\$12.36	\$13.75	\$16.00	\$18.53	\$22.49	\$25,717	\$28,598	\$33,289	\$38,538	\$46,773
51-9061	Inspectors, testers, sorters, samplers, and weighers	2,260	7.1	\$20.40	\$42,432	2.83	\$9.56	\$14.02	\$18.63	\$25.69	\$33.22	\$19,876	\$29,154	\$38,745	\$53,433	\$69,106
51-9071	Jewelers and precious stone and metal workers	#	#	\$16.07	\$33,420	15.12	\$11.79	\$12.46	\$13.62	\$15.22	\$27.07	\$24,517	\$25,917	\$28,335	\$31,652	\$56,312
51-9081	Dental laboratory technicians	230	29.09	\$15.94	\$33,160	8.73	\$10.03	\$10.83	\$13.35	\$20.26	\$25.99	\$20,867	\$22,533	\$27,778	\$42,142	\$54,053
51-9082	Medical appliance technicians	80	30.69	\$18.46	\$38,400	9.23	\$12.67	\$13.88	\$17.86	\$22.10	\$25.74	\$26,347	\$28,872	\$37,149	\$45,969	\$53,548
51-9083	Ophthalmic laboratory technicians	240	28.66	\$14.93	\$31,049	5.43	\$10.05	\$11.42	\$14.32	\$18.24	\$21.54	\$20,900	\$23,745	\$29,781	\$37,948	\$44,807
51-9111	Packaging and filling machine operators and tenders	2,430	16.21	\$16.31	\$33,919	8.53	\$9.32	\$10.56	\$13.02	\$19.52	\$31.85	\$19,378	\$21,964	\$27,080	\$40,593	\$66,258
51-9121	Coating, painting, and spraying machine setters, operators, and tenders	800	18.02	\$16.82	\$34,989	5.01	\$10.18	\$12.49	\$16.44	\$20.31	\$25.19	\$21,165	\$25,979	\$34,196	\$42,244	\$52,388
51-9122	Painters, transportation equipment	430	28.12	\$22.65	\$47,107	9	\$12.26	\$14.15	\$21.24	\$26.96	\$33.91	\$25,505	\$29,439	\$44,179	\$56,076	\$70,533
51-9123	Painting, coating, and decorating workers	#	#	\$18.16	\$37,768	2.87	\$15.15	\$16.20	\$17.95	\$20.69	\$22.88	\$31,515	\$33,703	\$37,340	\$43,045	\$47,581
51-9151	Photographic process workers and processing machine operators	160	44.55	\$13.00	\$27,043	5.07	\$9.25	\$10.31	\$12.30	\$14.36	\$17.70	\$19,233	\$21,439	\$25,580	\$29,875	\$36,820
51-9191	Adhesive bonding machine operators and tenders	90	47	\$16.16	\$33,613	5.58	\$11.48	\$14.54	\$16.39	\$18.04	\$19.27	\$23,873	\$30,253	\$34,088	\$37,526	\$40,086
51-9192	Cleaning, washing, and metal pickling equipment operators and tenders	90	26.03	\$15.81	\$32,877	8.99	\$10.07	\$10.86	\$12.60	\$21.18	\$24.21	\$20,947	\$22,596	\$26,218	\$44,062	\$50,360
51-9194	Etchers and engravers	50	36.17	\$11.78	\$24,504	9.02	\$8.66	\$9.32	\$11.26	\$13.78	\$15.08	\$18,022	\$19,378	\$23,421	\$28,661	\$31,374
51-9195	Molders, shapers, and casters, except metal and plastic	210	27.1	\$18.10	\$37,649	11.89	\$12.03	\$13.11	\$14.93	\$24.50	\$28.57	\$25,019	\$27,276	\$31,065	\$50,956	\$59,425
51-9196	Paper goods machine setters, operators, and tenders	550	19.03	\$19.61	\$40,794	3.69	\$14.69	\$16.91	\$19.72	\$22.51	\$24.43	\$30,555	\$35,168	\$41,017	\$46,829	\$50,818
51-9198	Helpers--production workers	2,270	14.17	\$13.10	\$27,239	2.95	\$9.30	\$10.55	\$12.76	\$15.07	\$17.91	\$19,349	\$21,951	\$26,538	\$31,228	\$37,248
51-9199	Production workers, all other	760	33.13	\$16.80	\$34,949	3.13	\$10.84	\$12.78	\$15.75	\$18.80	\$24.56	\$22,544	\$26,591	\$32,761	\$39,103	\$51,085
<b>53-0000</b>	<b>Transportation and material moving</b>	<b>82,930</b>	<b>3.42</b>	<b>\$19.74</b>	<b>\$41,057</b>	<b>5.46</b>	<b>\$9.13</b>	<b>\$11.19</b>	<b>\$15.79</b>	<b>\$22.13</b>	<b>\$29.92</b>	<b>\$18,989</b>	<b>\$23,273</b>	<b>\$32,837</b>	<b>\$46,034</b>	<b>\$62,224</b>
53-1011	Aircraft cargo handling supervisors	170	29.68	\$19.34	\$40,229	4.59	\$12.44	\$13.87	\$17.02	\$22.94	\$30.20	\$25,870	\$28,850	\$35,401	\$47,714	\$62,822
53-1021	First-line supervisors of helpers, laborers, and material movers,	920	9.26	\$23.46	\$48,804	3.08	\$12.83	\$16.92	\$22.20	\$29.19	\$36.90	\$26,688	\$35,200	\$46,176	\$60,713	\$76,761
53-1031	First-line supervisors of transportation and material-moving mach	1,930	6.18	\$29.43	\$61,219	2.16	\$16.01	\$22.60	\$28.82	\$35.32	\$42.48	\$33,302	\$47,002	\$59,940	\$73,476	\$88,354
53-2011	Airline pilots, copilots, and flight engineers	2,920	21.2	#	\$186,720	10.55	#	#	#	#	#	\$91,066	\$133,459	\$166,484	#	#
53-2012	Commercial pilots	410	18.24	#	\$92,798	10.48	#	#	#	#	#	\$39,739	\$49,709	\$83,458	\$102,790	\$160,280
53-2021	Air traffic controllers	190	0	\$67.65	\$140,709	1.93	\$46.57	\$64.18	\$65.34	\$75.88	\$85.59	\$96,872	\$133,500	\$135,906	\$157,825	\$178,021
53-2022	Airfield operations specialists	50	12.82	\$26.43	\$54,984	3.35	\$20.85	\$24.04	\$26.64	\$29.39	\$32.16	\$43,376	\$50,001	\$55,402	\$61,122	\$66,888
53-2031	Flight attendants	3,020	23.03	#	\$44,542	4.23	#	#	#	#	#	\$28,212	\$39,682	\$44,423	\$49,060	\$60,606
53-3011	Ambulance drivers and attendants, except emergency medical technicians	#	#	\$12.16	\$25,300	3.69	\$8.57	\$9.08	\$11.13	\$14.13	\$17.38	\$17,822	\$18,878	\$23,142	\$29,387	\$36,149
53-3021	Bus drivers, transit and intercity	2,100	19.87	\$16.23	\$33,768	4.78	\$9.66	\$12.15	\$16.30	\$19.78	\$23.06	\$20,102	\$25,282	\$33,902	\$41,141	\$47,956
53-3022	Bus drivers, school or special client	3,090	10.26	\$16.30	\$33,908	3.72	\$11.75	\$13.65	\$16.21	\$18.47	\$21.89	\$24,447	\$28,390	\$33,722	\$38,425	\$45,523

# Data unavailable

Occupational Code	Occupational Title	Employment Estimate	Employment Percentage Relative Standard Error	Average Hourly Wage	Average Annual Wage	Wage Percentage Relative Standard Error	10th Percentile (Hourly)	25th Percentile (Hourly)	50th Percentile (Hourly)	75th Percentile (Hourly)	90th Percentile (Hourly)	10th Percentile (Annual)	25th Percentile (Annual)	50th Percentile (Annual)	75th Percentile (Annual)	90th Percentile (Annual)
53-3031	Driver/sales workers	4,380	17.25	\$13.22	\$27,490	9.15	\$8.48	\$8.86	\$9.56	\$15.28	\$23.63	\$17,642	\$18,426	\$19,886	\$31,792	\$49,144
53-3032	Heavy and tractor-trailer truck drivers	13,580	6.76	\$23.01	\$47,868	1.55	\$15.41	\$18.21	\$22.26	\$27.40	\$32.88	\$32,052	\$37,883	\$46,298	\$56,982	\$68,398
53-3033	Light truck or delivery services drivers	9,050	7.71	\$17.39	\$36,176	4.25	\$9.72	\$12.59	\$15.98	\$20.62	\$28.48	\$20,222	\$26,177	\$33,230	\$42,893	\$59,242
53-3041	Taxi drivers and chauffeurs	1,340	24.18	\$13.28	\$27,620	3.53	\$9.76	\$10.97	\$12.91	\$14.69	\$17.51	\$20,304	\$22,809	\$26,851	\$30,549	\$36,430
53-3099	Motor vehicle operators, all other	1,130	19.37	\$10.84	\$22,552	3.53	\$8.47	\$8.82	\$9.42	\$11.25	\$15.32	\$17,608	\$18,342	\$19,587	\$23,393	\$31,872
53-6021	Parking lot attendants	1,550	19.26	\$11.38	\$23,676	4.45	\$8.55	\$9.02	\$10.26	\$12.11	\$16.28	\$17,778	\$18,767	\$21,339	\$25,189	\$33,855
53-6031	Automotive and watercraft service attendants	510	23.97	\$12.96	\$26,951	4.01	\$9.00	\$10.11	\$11.83	\$15.82	\$18.44	\$18,722	\$21,021	\$24,609	\$32,901	\$38,358
53-6041	Traffic technicians	40	7.82	\$22.08	\$45,920	2.24	\$9.38	\$17.98	\$22.37	\$27.27	\$30.36	\$19,500	\$37,400	\$46,526	\$56,723	\$63,146
53-6051	Transportation inspectors	180	2.82	#	#	#	#	#	#	#	#	#	#	#	#	#
53-7011	Conveyor operators and tenders	330	13.76	\$23.52	\$48,919	5.5	\$13.85	\$19.63	\$25.10	\$28.16	\$30.00	\$28,814	\$40,835	\$52,207	\$58,573	\$62,393
53-7021	Crane and tower operators	150	30.87	\$20.26	\$42,136	6.6	\$13.30	\$15.18	\$17.56	\$21.38	\$33.69	\$27,657	\$31,575	\$36,528	\$44,475	\$70,076
53-7032	Excavating and loading machine and dragline operators	190	17.74	\$20.31	\$42,238	6.26	\$11.41	\$17.16	\$20.73	\$23.75	\$27.84	\$23,734	\$35,685	\$43,114	\$49,400	\$57,903
53-7051	Industrial truck and tractor operators	5,080	8.74	\$16.55	\$34,416	2.3	\$10.84	\$12.99	\$16.12	\$19.29	\$23.26	\$22,545	\$27,012	\$33,527	\$40,127	\$48,371
53-7061	Cleaners of vehicles and equipment	3,160	10.68	\$10.81	\$22,475	2.79	\$8.51	\$8.94	\$9.74	\$11.62	\$14.54	\$17,705	\$18,585	\$20,264	\$24,163	\$30,242
53-7062	Laborers and freight, stock, and material movers, hand	20,110	6.18	\$13.72	\$28,530	1.43	\$9.00	\$10.22	\$12.60	\$15.96	\$20.09	\$18,715	\$21,266	\$26,218	\$33,187	\$41,778
53-7063	Machine feeders and offbearers	260	42.27	\$12.07	\$25,109	6.77	\$8.60	\$9.15	\$10.77	\$14.22	\$18.07	\$17,882	\$19,028	\$22,409	\$29,571	\$37,594
53-7064	Packers and packagers, hand	3,640	6.86	\$11.42	\$23,749	3.95	\$8.46	\$8.80	\$9.40	\$12.67	\$17.77	\$17,594	\$18,306	\$19,554	\$26,361	\$36,966
53-7073	Wellhead pumpers	260	34.15	\$26.11	\$54,306	2.74	\$18.84	\$22.75	\$26.82	\$29.94	\$34.18	\$39,197	\$47,310	\$55,783	\$62,279	\$71,102
53-7081	Refuse and recyclable material collectors	530	16.88	\$16.76	\$34,870	8.4	\$9.43	\$11.50	\$16.78	\$21.76	\$24.04	\$19,616	\$23,918	\$34,892	\$45,263	\$50,002
53-7199	Material moving workers, all other	#	#	\$19.11	\$39,742	2.86	\$15.47	\$16.57	\$18.40	\$21.67	\$24.19	\$32,178	\$34,464	\$38,274	\$45,067	\$50,321

Occupational Code	Occupational Title	Employment Estimate	Employment Percentage Relative Standard Error	Average Hourly Wage	Average Annual Wage	Wage Percentage Relative Standard Error	10th Percentile (Hourly)	25th Percentile (Hourly)	50th Percentile (Hourly)	75th Percentile (Hourly)	90th Percentile (Hourly)	10th Percentile (Annual)	25th Percentile (Annual)	50th Percentile (Annual)	75th Percentile (Annual)	90th Percentile (Annual)
<b>00-0000</b>	<b>Total all occupations</b>	<b>145,440</b>	<b>1.94</b>	<b>\$22.85</b>	<b>\$47,520</b>	<b>1.95</b>	<b>\$9.12</b>	<b>\$11.51</b>	<b>\$17.65</b>	<b>\$27.90</b>	<b>\$42.91</b>	<b>\$18,976</b>	<b>\$23,946</b>	<b>\$36,703</b>	<b>\$58,039</b>	<b>\$89,259</b>
<b>11-0000</b>	<b>Management</b>	<b>5,640</b>	<b>3.79</b>	<b>\$52.89</b>	<b>\$110,015</b>	<b>1.87</b>	<b>\$24.18</b>	<b>\$32.57</b>	<b>\$46.96</b>	<b>\$65.45</b>	<b>\$90.26</b>	<b>\$50,304</b>	<b>\$67,748</b>	<b>\$97,672</b>	<b>\$136,141</b>	<b>\$187,750</b>
11-1011	Chief executives	30	12.65	\$95.94	\$199,548	12.65	\$45.71	\$56.01	#	#	#	\$95,083	\$116,497	#	#	#
11-1021	General and operations managers	1,980	4.98	\$50.89	\$105,850	3.07	\$18.75	\$27.89	\$39.45	\$65.48	#	\$39,005	\$58,014	\$82,059	\$136,191	#
11-2021	Marketing managers	100	11.08	\$75.36	\$156,747	4.45	\$41.84	\$54.31	\$72.23	\$89.88	#	\$87,020	\$112,959	\$150,245	\$186,948	#
11-2022	Sales managers	220	14.86	\$61.64	\$128,214	8.24	\$22.10	\$29.21	\$50.09	\$80.08	#	\$45,977	\$60,765	\$104,181	\$166,568	#
11-2031	Public relations and fundraising managers	20	8.61	\$52.57	\$109,351	6.71	\$32.33	\$36.62	\$45.36	\$61.61	\$83.43	\$67,240	\$76,171	\$94,348	\$128,142	\$173,529
11-3011	Administrative services managers	130	8.61	\$49.62	\$103,215	4.13	\$30.87	\$37.02	\$47.96	\$57.19	\$67.75	\$64,206	\$77,007	\$99,760	\$118,957	\$140,927
11-3021	Computer and information systems managers	260	14.37	\$66.85	\$139,041	3.64	\$42.70	\$50.95	\$62.92	\$78.09	#	\$88,812	\$105,979	\$130,865	\$162,426	#
11-3031	Financial managers	230	9.63	\$67.33	\$140,049	3.82	\$33.75	\$45.80	\$62.19	\$81.11	#	\$70,197	\$95,267	\$129,358	\$168,701	#
11-3051	Industrial production managers	90	20.06	\$55.17	\$114,751	3.3	\$34.56	\$41.18	\$54.18	\$68.89	\$79.57	\$71,891	\$85,646	\$112,700	\$143,294	\$165,514
11-3061	Purchasing managers	50	14.45	\$57.08	\$118,734	6.85	\$33.49	\$37.75	\$49.19	\$66.45	\$92.27	\$69,664	\$78,512	\$102,320	\$138,210	\$191,922
11-3071	Transportation, storage, and distribution managers	50	10.61	\$51.76	\$107,661	5.03	\$27.33	\$41.26	\$51.67	\$59.69	\$70.83	\$56,851	\$85,813	\$107,481	\$124,164	\$147,336
11-3121	Human resources managers	70	20.34	\$60.73	\$126,328	3.48	\$40.60	\$48.79	\$57.23	\$71.19	\$84.29	\$84,442	\$101,490	\$119,035	\$148,077	\$175,313
11-9021	Construction managers	400	14.86	\$40.32	\$83,865	4.33	\$25.86	\$31.05	\$37.00	\$45.60	\$57.09	\$53,787	\$64,591	\$76,961	\$94,844	\$118,747
11-9031	Education administrators, preschool and childcare center/program	60	19.39	\$20.71	\$43,077	7.64	\$14.37	\$16.05	\$18.53	\$24.31	\$28.65	\$29,884	\$33,378	\$38,541	\$50,572	\$59,588
11-9032	Education administrators, elementary and secondary school	220	3.87	#	\$91,340	2.24	#	#	#	#	#	\$65,328	\$75,262	\$91,338	\$109,211	\$123,012
11-9033	Education administrators, postsecondary	250	12.07	\$48.15	\$100,160	8.32	\$23.12	\$29.79	\$38.68	\$56.00	\$87.57	\$48,097	\$61,965	\$80,463	\$116,473	\$182,148
11-9039	Education administrators, all other	20	27.19	\$32.26	\$67,105	6.32	\$17.02	\$20.13	\$31.45	\$38.63	\$55.99	\$35,402	\$41,867	\$65,407	\$80,358	\$116,454
11-9041	Architectural and engineering managers	310	8.95	\$68.95	\$143,413	4.2	\$43.98	\$52.44	\$65.93	\$79.50	#	\$91,476	\$109,080	\$137,135	\$165,361	#
11-9051	Food service managers	120	27.23	\$28.59	\$59,475	6.76	\$13.43	\$18.46	\$28.34	\$35.46	\$43.25	\$27,926	\$38,401	\$58,951	\$73,763	\$89,958
11-9081	Lodging managers	10	20.73	\$21.11	\$43,910	9.12	\$13.31	\$19.28	\$21.15	\$23.02	\$31.48	\$27,675	\$40,108	\$43,998	\$47,888	\$65,468
11-9111	Medical and health services managers	310	23.88	\$54.13	\$112,598	5.05	\$31.40	\$41.49	\$50.47	\$61.08	\$78.97	\$65,308	\$86,301	\$104,976	\$127,043	\$164,264
11-9121	Natural sciences managers	210	6.54	\$58.76	\$122,228	3.09	\$39.84	\$47.92	\$55.99	\$66.17	\$76.29	\$82,873	\$99,669	\$116,452	\$137,623	\$158,690
11-9141	Property, real estate, and community association managers	80	30.78	\$41.58	\$86,488	10.18	\$19.52	\$23.63	\$47.72	\$55.46	\$63.34	\$40,611	\$49,152	\$99,265	\$115,354	\$131,738
11-9151	Social and community service managers	70	14.99	\$35.40	\$73,628	3.34	\$18.47	\$26.10	\$33.97	\$44.47	\$55.38	\$38,415	\$54,283	\$70,654	\$92,490	\$115,196
11-9161	Emergency management directors	10	45.73	\$29.88	\$62,156	9.78	\$19.08	\$20.85	\$30.34	\$40.17	\$45.39	\$39,693	\$43,372	\$63,104	\$83,545	\$94,408
11-9199	Managers, all other	280	13.81	\$57.74	\$120,098	3.15	\$33.14	\$43.18	\$55.98	\$67.80	\$78.98	\$68,923	\$89,808	\$116,446	\$141,017	\$184,275
<b>13-0000</b>	<b>Business and financial operations</b>	<b>7,560</b>	<b>3.25</b>	<b>\$33.02</b>	<b>\$68,692</b>	<b>1.91</b>	<b>\$16.04</b>	<b>\$21.78</b>	<b>\$29.38</b>	<b>\$39.84</b>	<b>\$53.55</b>	<b>\$33,373</b>	<b>\$45,305</b>	<b>\$61,112</b>	<b>\$82,870</b>	<b>\$111,387</b>
13-1022	Wholesale and retail buyers, except farm products	120	48.71	\$25.71	\$53,481	2.69	\$19.23	\$21.24	\$24.56	\$29.10	\$35.20	\$39,999	\$44,178	\$51,089	\$60,522	\$73,214
13-1023	Purchasing agents, except wholesale, retail, and farm products	360	8.32	\$33.17	\$68,995	3.26	\$20.50	\$25.20	\$29.75	\$40.98	\$51.69	\$42,639	\$52,416	\$61,879	\$85,237	\$107,514
13-1031	Claims adjusters, examiners, and investigators	40	40.65	\$39.64	\$82,453	2.96	\$32.52	\$36.22	\$40.28	\$44.74	\$48.09	\$67,650	\$75,335	\$83,785	\$93,060	\$100,027
13-1041	Compliance officers, except agriculture, construction, health and safety, and transportation	220	7.23	\$34.34	\$71,431	6.85	\$16.64	\$22.14	\$29.30	\$42.39	\$54.35	\$34,611	\$46,046	\$60,937	\$88,173	\$113,058
13-1051	Cost estimators	340	13.89	\$29.12	\$60,563	3.3	\$15.77	\$19.57	\$28.12	\$37.00	\$45.48	\$32,799	\$40,712	\$58,487	\$76,959	\$94,594
13-1071	Human resources specialists	460	6.3	\$32.15	\$66,874	2.77	\$17.01	\$21.97	\$29.41	\$38.39	\$48.08	\$35,385	\$45,693	\$61,173	\$79,848	\$100,015
13-1075	Labor relations specialists	20	30.3	\$30.26	\$62,949	22.26	\$8.80	\$25.32	\$34.01	\$37.74	\$44.30	\$18,296	\$52,668	\$70,740	\$78,503	\$92,141
13-1081	Logisticians	200	15.88	\$38.10	\$79,242	6.41	\$20.56	\$24.06	\$33.40	\$46.83	\$68.33	\$42,771	\$50,045	\$69,470	\$97,407	\$142,137
13-1111	Management analysts	330	17.1	\$38.42	\$79,906	12.99	\$17.62	\$24.97	\$32.46	\$43.76	\$55.72	\$36,645	\$51,945	\$67,522	\$91,023	\$115,889
13-1121	Meeting, convention, and event planners	120	10.65	\$20.88	\$43,424	3.19	\$10.85	\$12.80	\$18.16	\$26.97	\$35.57	\$22,567	\$26,633	\$37,778	\$56,097	\$73,984
13-1131	Fundraisers	110	37.32	\$22.37	\$46,521	8.86	\$12.83	\$14.22	\$21.22	\$28.02	\$34.38	\$26,685	\$29,583	\$44,136	\$58,273	\$71,509
13-1141	Compensation, benefits, and job analysis specialists	60	11.01	\$27.67	\$57,559	3.28	\$19.56	\$22.37	\$26.89	\$31.98	\$37.44	\$40,685	\$46,538	\$55,927	\$66,515	\$77,880
13-1151	Training and development specialists	230	14.03	\$30.10	\$62,610	7.62	\$9.21	\$19.16	\$27.99	\$36.82	\$53.92	\$19,159	\$39,860	\$58,219	\$76,593	\$112,161
13-1161	Market research analysts and marketing specialists	760	7.84	\$35.69	\$74,245	6.96	\$14.13	\$19.23	\$28.30	\$46.68	\$68.23	\$29,394	\$39,989	\$58,867	\$97,097	\$141,921
13-1199	Business operations specialists, all other	2,000	4.72	\$33.42	\$69,504	2.73	\$15.59	\$22.98	\$31.37	\$40.38	\$51.98	\$32,423	\$47,800	\$65,240	\$83,985	\$108,121
13-2011	Accountants and auditors	1,360	7.88	\$31.04	\$64,567	2.86	\$17.70	\$21.64	\$27.58	\$36.62	\$48.71	\$36,814	\$45,009	\$57,375	\$76,175	\$101,315
13-2031	Budget analysts	40	9.08	\$36.09	\$75,065	3.05	\$26.30	\$29.97	\$35.25	\$41.05	\$46.27	\$54,707	\$62,328	\$73,327	\$85,377	\$96,239
13-2041	Credit analysts	40	25.97	\$29.15	\$60,625	6.64	\$18.43	\$21.34	\$27.54	\$36.41	\$43.01	\$38,333	\$44,379	\$57,277	\$75,723	\$89,451
13-2051	Financial analysts	140	20.52	\$36.81	\$76,567	7.19	\$21.46	\$25.25	\$31.97	\$46.05	\$61.41	\$44,631	\$52,516	\$66,502	\$95,776	\$127,728

# Data unavailable

Occupational Code	Occupational Title	Employment Estimate	Employment Percentage Relative Standard Error	Average Hourly Wage	Average Annual Wage	Wage Percentage Relative Standard Error	10th Percentile (Hourly)	25th Percentile (Hourly)	50th Percentile (Hourly)	75th Percentile (Hourly)	90th Percentile (Hourly)	10th Percentile (Annual)	25th Percentile (Annual)	50th Percentile (Annual)	75th Percentile (Annual)	90th Percentile (Annual)
13-2052	Personal financial advisors	160	14.79	\$37.43	\$77,845	13.69	\$18.59	\$26.28	\$32.82	\$42.46	\$51.81	\$38,672	\$54,666	\$68,268	\$88,311	\$107,761
13-2072	Loan officers	200	35.75	\$48.58	\$101,052	11.5	\$23.05	\$30.82	\$43.51	\$58.99	\$75.52	\$47,944	\$64,100	\$90,507	\$122,700	\$157,078
13-2081	Tax examiners and collectors, and revenue agents	20	0	\$33.45	\$69,580	2.16	\$21.14	\$27.48	\$32.47	\$40.98	\$47.09	\$43,971	\$57,151	\$67,535	\$85,238	\$97,939
13-2082	Tax preparers	130	21.82	\$18.59	\$38,666	25.05	\$8.75	\$9.58	\$12.03	\$24.88	\$33.87	\$18,207	\$19,926	\$25,018	\$51,743	\$70,443
13-2099	Financial specialists, all other	50	14.67	\$35.98	\$74,837	7.06	\$16.63	\$24.75	\$30.49	\$47.93	\$59.82	\$34,592	\$51,486	\$63,409	\$99,690	\$124,430
<b>15-0000</b>	<b>Computer and mathematical</b>	<b>5,190</b>	<b>4.42</b>	<b>\$41.63</b>	<b>\$86,592</b>	<b>3.19</b>	<b>\$19.63</b>	<b>\$30.21</b>	<b>\$40.83</b>	<b>\$53.12</b>	<b>\$64.24</b>	<b>\$40,821</b>	<b>\$62,829</b>	<b>\$84,936</b>	<b>\$110,485</b>	<b>\$133,620</b>
15-1111	Computer and information research scientists	#	#	\$65.86	\$136,981	6.24	\$47.38	\$62.61	\$66.65	\$72.29	\$83.79	\$98,542	\$130,220	\$138,626	\$150,354	\$174,287
15-1121	Computer systems analysts	400	10.83	\$42.04	\$87,434	2.81	\$28.33	\$33.58	\$41.13	\$48.23	\$59.34	\$58,936	\$69,847	\$85,553	\$100,323	\$123,422
15-1122	Information security analysts	#	#	\$51.28	\$106,668	8.86	\$29.60	\$50.88	\$54.99	\$59.10	\$61.57	\$61,568	\$105,832	\$114,382	\$122,933	\$128,063
15-1131	Computer programmers	140	32.83	\$41.10	\$85,496	8.11	\$23.67	\$27.59	\$35.05	\$52.37	\$62.41	\$49,232	\$57,385	\$72,901	\$108,935	\$129,821
15-1132	Software developers, applications	850	20.44	\$40.57	\$84,390	3.01	\$23.44	\$33.39	\$39.12	\$48.81	\$58.28	\$48,755	\$69,457	\$81,378	\$101,533	\$121,219
15-1134	Web developers	180	28.04	\$21.49	\$44,707	8.28	\$11.02	\$12.98	\$16.73	\$27.32	\$37.43	\$22,921	\$26,989	\$34,797	\$56,836	\$77,851
15-1141	Database administrators	70	24.06	\$38.21	\$79,467	3.11	\$22.54	\$32.17	\$39.29	\$45.84	\$52.34	\$46,890	\$66,923	\$81,728	\$95,350	\$108,866
15-1142	Network and computer systems administrators	400	11.12	\$37.88	\$78,799	1.58	\$26.28	\$32.20	\$37.14	\$44.33	\$49.57	\$54,658	\$66,985	\$77,260	\$92,216	\$103,116
15-1143	Computer network architects	90	21.37	\$47.64	\$99,082	5.19	\$27.14	\$35.87	\$49.48	\$58.63	\$68.43	\$56,454	\$74,613	\$102,914	\$121,952	\$142,340
15-1151	Computer user support specialists	760	10.91	\$24.25	\$50,433	2.9	\$14.06	\$17.35	\$22.18	\$28.86	\$37.11	\$29,254	\$36,082	\$46,133	\$60,022	\$77,199
15-1152	Computer network support specialists	220	18.45	\$34.88	\$72,543	5.11	\$20.19	\$24.85	\$31.82	\$45.32	\$55.30	\$41,999	\$51,694	\$66,181	\$94,257	\$115,029
15-1199	Computer occupations, all other	510	10.04	\$46.48	\$96,675	4.01	\$25.87	\$39.42	\$47.37	\$55.98	\$65.77	\$53,815	\$81,986	\$98,532	\$116,448	\$136,802
15-2041	Statisticians	50	19.95	\$45.34	\$94,302	3.3	\$27.63	\$33.23	\$43.28	\$58.64	\$66.17	\$57,479	\$69,127	\$90,029	\$121,972	\$137,629
<b>17-0000</b>	<b>Architecture and engineering</b>	<b>4,160</b>	<b>4.21</b>	<b>\$42.99</b>	<b>\$89,413</b>	<b>2.84</b>	<b>\$21.05</b>	<b>\$28.53</b>	<b>\$39.03</b>	<b>\$52.99</b>	<b>\$68.93</b>	<b>\$43,785</b>	<b>\$59,348</b>	<b>\$81,186</b>	<b>\$110,209</b>	<b>\$143,377</b>
17-1011	Architects, except landscape and naval	150	28.33	\$31.33	\$65,160	5.47	\$18.49	\$25.28	\$29.51	\$37.88	\$46.14	\$38,454	\$52,584	\$61,385	\$78,787	\$95,966
17-1012	Landscape architects	30	30.56	\$28.93	\$60,172	3.68	\$17.85	\$21.12	\$28.54	\$37.09	\$41.85	\$37,136	\$43,940	\$59,358	\$77,151	\$87,054
17-1021	Cartographers and photogrammetrists	#	#	\$32.48	\$67,555	2.52	\$21.55	\$26.36	\$32.65	\$36.51	\$43.62	\$44,825	\$54,831	\$67,913	\$75,944	\$90,723
17-2011	Aerospace engineers	10	47.66	\$39.64	\$82,454	11.88	\$25.80	\$28.11	\$33.69	\$46.90	\$62.98	\$53,664	\$58,463	\$70,083	\$97,546	\$130,990
17-2041	Chemical engineers	30	29.74	\$38.69	\$80,471	1.83	\$24.92	\$30.74	\$37.78	\$48.12	\$55.97	\$51,827	\$63,939	\$78,587	\$100,089	\$116,428
17-2051	Civil engineers	610	14.82	\$48.81	\$101,520	9.22	\$20.03	\$28.32	\$37.30	\$48.36	#	\$41,672	\$58,912	\$77,581	\$100,591	#
17-2061	Computer hardware engineers	670	9.67	\$57.32	\$119,226	1.83	\$40.09	\$48.22	\$57.40	\$68.11	\$77.63	\$83,391	\$100,301	\$119,396	\$141,659	\$161,481
17-2071	Electrical engineers	360	23.5	\$46.87	\$97,494	2.06	\$29.62	\$35.97	\$47.08	\$57.42	\$67.00	\$61,614	\$74,826	\$97,933	\$119,437	\$139,357
17-2072	Electronics engineers, except computer	110	46.22	\$56.62	\$117,779	12.65	\$18.61	\$31.70	\$43.20	\$70.18	#	\$38,703	\$65,939	\$89,849	\$145,975	#
17-2081	Environmental engineers	190	25.82	\$47.82	\$99,472	6.16	\$26.25	\$29.69	\$41.40	\$59.15	\$79.01	\$54,607	\$61,748	\$86,110	\$123,032	\$164,347
17-2111	Health and safety engineers, except mining safety engineers and inspectors	40	23.2	\$41.50	\$86,323	5.48	\$25.67	\$32.09	\$38.98	\$51.50	\$61.23	\$53,388	\$66,751	\$81,076	\$107,128	\$127,348
17-2112	Industrial engineers	300	6.58	\$45.64	\$94,924	4.96	\$25.24	\$33.49	\$42.54	\$58.07	\$72.43	\$52,490	\$69,651	\$88,488	\$120,791	\$150,651
17-2131	Materials engineers	10	0	\$48.12	\$100,094	3.66	\$30.73	\$38.79	\$45.52	\$56.76	\$69.89	\$63,916	\$80,683	\$94,682	\$118,055	\$145,368
17-2141	Mechanical engineers	450	10.53	\$36.86	\$76,666	2.51	\$22.82	\$28.60	\$36.19	\$44.68	\$52.61	\$47,460	\$59,480	\$75,268	\$92,931	\$109,422
17-2171	Petroleum engineers	120	29.82	#	#	#	#	#	#	#	#	#	#	#	#	#
17-2199	Engineers, all other	130	6.6	\$42.75	\$88,921	1.93	\$30.22	\$35.51	\$42.53	\$50.04	\$58.30	\$62,853	\$73,855	\$88,454	\$104,081	\$121,270
17-3011	Architectural and civil drafters	100	22.01	\$25.85	\$53,763	4.39	\$19.67	\$21.15	\$23.60	\$30.31	\$36.31	\$40,924	\$43,982	\$49,080	\$63,052	\$75,533
17-3012	Electrical and electronics drafters	50	32.71	\$34.48	\$71,722	4.44	\$24.22	\$28.14	\$33.66	\$39.80	\$46.09	\$50,373	\$58,538	\$70,004	\$82,780	\$95,865
17-3013	Mechanical drafters	80	19.9	\$29.28	\$60,909	5.88	\$13.62	\$23.25	\$31.05	\$36.18	\$41.67	\$28,325	\$48,356	\$64,583	\$75,254	\$86,672
17-3019	Drafters, all other	10	22.3	\$20.98	\$43,630	5.51	\$15.87	\$17.17	\$19.61	\$23.53	\$29.02	\$33,008	\$35,712	\$40,798	\$48,939	\$60,358
17-3022	Civil engineering technicians	80	41.76	\$20.12	\$41,856	6.73	\$12.70	\$13.76	\$20.51	\$25.54	\$29.30	\$26,409	\$28,614	\$42,654	\$53,115	\$60,943
17-3023	Electrical and electronics engineering technicians	160	13.44	\$32.04	\$66,637	1.96	\$18.89	\$24.45	\$29.91	\$37.61	\$47.08	\$39,285	\$50,860	\$62,214	\$78,226	\$97,927
17-3025	Environmental engineering technicians	30	30.67	\$21.42	\$44,543	5.24	\$15.14	\$16.88	\$19.80	\$22.67	\$27.50	\$31,485	\$35,115	\$41,183	\$47,155	\$57,207
17-3026	Industrial engineering technicians	70	41.42	\$28.77	\$59,839	9.25	\$16.74	\$19.98	\$26.77	\$37.53	\$45.27	\$34,813	\$41,557	\$55,688	\$78,054	\$94,154
17-3027	Mechanical engineering technicians	50	41.43	\$25.19	\$52,402	4.55	\$19.11	\$22.87	\$26.37	\$28.87	\$30.39	\$39,747	\$47,569	\$54,844	\$60,054	\$63,221
17-3029	Engineering technicians, except drafters, all other	40	14.63	\$28.88	\$60,070	5	\$19.35	\$22.61	\$28.31	\$35.56	\$40.50	\$40,258	\$47,039	\$58,884	\$73,961	\$84,245
17-3031	Surveying and mapping technicians	#	#	\$20.83	\$43,335	7.29	\$12.94	\$14.72	\$21.35	\$25.88	\$28.76	\$26,909	\$30,613	\$44,400	\$53,826	\$59,827
<b>19-0000</b>	<b>Life, physical, and social science</b>	<b>2,760</b>	<b>3.17</b>	<b>\$31.94</b>	<b>\$66,426</b>	<b>1.93</b>	<b>\$16.48</b>	<b>\$22.05</b>	<b>\$29.46</b>	<b>\$38.63</b>	<b>\$49.91</b>	<b>\$34,289</b>	<b>\$45,857</b>	<b>\$61,274</b>	<b>\$80,357</b>	<b>\$103,804</b>
19-1013	Soil and plant scientists	100	2.29	\$27.94	\$58,114	3.34	\$17.44	\$20.55	\$25.17	\$32.89	\$39.85	\$36,267	\$42,740	\$52,353	\$68,403	\$82,884
19-1021	Biochemists and biophysicists	30	8.38	\$28.16	\$58,581	6.37	\$19.30	\$21.84	\$26.11	\$30.46	\$39.63	\$40,140	\$45,431	\$54,313	\$63,347	\$82,423

# Data unavailable

Occupational Code	Occupational Title	Employment Estimate	Employment Percentage Relative Standard Error	Average Hourly Wage	Average Annual Wage	Wage Percentage Relative Standard Error	10th Percentile (Hourly)	25th Percentile (Hourly)	50th Percentile (Hourly)	75th Percentile (Hourly)	90th Percentile (Hourly)	10th Percentile (Annual)	25th Percentile (Annual)	50th Percentile (Annual)	75th Percentile (Annual)	90th Percentile (Annual)
19-1023	Zoologists and wildlife biologists	90	10.96	\$38.28	\$79,617	8.7	\$25.41	\$27.50	\$30.33	\$40.78	\$62.42	\$52,852	\$57,201	\$63,078	\$84,828	\$129,843
19-1029	Biological scientists, all other	140	4.91	\$36.87	\$76,691	1.9	\$19.13	\$28.31	\$35.25	\$42.00	\$53.01	\$39,790	\$58,883	\$73,322	\$87,365	\$110,254
19-1031	Conservation scientists	450	1.75	\$33.17	\$68,994	4.66	\$20.23	\$23.84	\$30.21	\$40.13	\$50.25	\$42,077	\$49,588	\$62,839	\$83,463	\$104,514
19-1032	Foresters	80	0	\$25.55	\$53,140	1.88	\$14.55	\$18.02	\$23.78	\$32.09	\$37.50	\$30,269	\$37,478	\$49,467	\$66,746	\$78,007
19-1042	Medical scientists, except epidemiologists	110	3.39	\$27.34	\$56,875	5.06	\$17.02	\$20.32	\$24.52	\$33.09	\$39.43	\$35,397	\$42,272	\$51,007	\$68,832	\$82,013
19-2021	Atmospheric and space scientists	160	3.79	\$42.62	\$88,651	2.35	\$26.69	\$32.26	\$39.99	\$50.62	\$62.10	\$55,515	\$67,092	\$83,188	\$105,284	\$129,163
19-2031	Chemists	250	9.89	\$32.73	\$68,088	2.42	\$21.07	\$25.14	\$30.60	\$38.34	\$46.66	\$43,835	\$52,285	\$63,655	\$79,745	\$97,043
19-2041	Environmental scientists and specialists, including health	150	25.22	\$35.08	\$72,975	5.15	\$20.34	\$23.97	\$33.03	\$42.79	\$52.38	\$42,299	\$49,849	\$68,696	\$89,005	\$108,956
19-2042	Geoscientists, except hydrologists and geographers	70	21.56	\$36.54	\$76,006	11.1	\$13.80	\$25.60	\$34.06	\$45.85	\$66.01	\$28,711	\$53,245	\$70,852	\$95,363	\$137,310
19-2043	Hydrologists	30	12.78	\$42.52	\$88,440	2.59	\$28.97	\$36.26	\$43.47	\$47.38	\$55.98	\$60,261	\$75,418	\$90,413	\$98,549	\$116,443
19-3011	Economists	20	3.9	\$50.10	\$104,218	3.77	\$36.11	\$37.96	\$48.80	\$62.76	\$66.17	\$75,109	\$78,951	\$101,512	\$130,545	\$137,627
19-3031	Clinical, counseling, and school psychologists	110	14.28	\$37.01	\$76,974	2.88	\$25.25	\$30.49	\$36.31	\$44.71	\$52.18	\$52,521	\$63,411	\$75,523	\$92,997	\$108,535
19-3051	Urban and regional planners	50	2.15	\$35.30	\$73,427	2.3	\$26.21	\$29.32	\$34.00	\$38.10	\$45.96	\$54,520	\$60,986	\$70,723	\$87,242	\$95,600
19-3091	Anthropologists and archeologists	#	#	\$35.66	\$74,163	2.57	\$26.32	\$29.14	\$38.06	\$42.26	\$45.53	\$54,736	\$60,603	\$79,157	\$87,893	\$94,697
19-3099	Social scientists and related workers, all other	30	10.65	\$29.23	\$60,791	3.82	\$19.17	\$24.20	\$28.99	\$35.25	\$38.64	\$39,871	\$50,329	\$60,304	\$73,328	\$80,364
19-4011	Agricultural and food science technicians	20	0	\$16.46	\$34,242	2.83	\$10.57	\$12.12	\$13.55	\$14.98	\$25.58	\$21,981	\$25,200	\$28,177	\$31,155	\$53,217
19-4021	Biological technicians	240	8.87	\$18.95	\$39,425	2	\$12.03	\$14.73	\$17.16	\$23.13	\$27.89	\$25,013	\$30,645	\$35,703	\$48,118	\$58,007
19-4031	Chemical technicians	40	27.69	\$24.72	\$51,411	5.08	\$15.94	\$18.44	\$24.93	\$30.39	\$35.12	\$33,154	\$38,348	\$51,852	\$63,203	\$73,040
19-4092	Forensic science technicians	20	0	\$34.39	\$71,539	4.17	\$20.84	\$25.13	\$29.86	\$37.18	\$44.35	\$43,341	\$52,266	\$62,105	\$77,328	\$92,253
19-4093	Forest and conservation technicians	120	4.75	\$20.16	\$41,941	4.01	\$14.73	\$14.74	\$16.49	\$23.82	\$29.96	\$30,642	\$30,653	\$34,297	\$49,540	\$62,319
19-4099	Life, physical, and social science technicians, all other	110	17	#	#	#	#	#	#	#	#	#	#	#	#	#
<b>21-0000</b>	<b>Community and social services</b>	<b>2,200</b>	<b>5.84</b>	<b>\$22.58</b>	<b>\$46,961</b>	<b>2.5</b>	<b>\$12.87</b>	<b>\$16.68</b>	<b>\$21.91</b>	<b>\$27.51</b>	<b>\$33.71</b>	<b>\$26,774</b>	<b>\$34,702</b>	<b>\$45,573</b>	<b>\$57,214</b>	<b>\$70,117</b>
21-1011	Substance abuse and behavioral disorder counselors	150	43.5	\$17.65	\$36,707	8.79	\$10.42	\$11.64	\$16.71	\$22.60	\$27.57	\$21,680	\$24,205	\$34,754	\$47,002	\$57,342
21-1012	Educational, guidance, school, and vocational counselors	310	5.06	\$23.17	\$48,194	2.17	\$16.00	\$18.98	\$22.67	\$27.51	\$31.62	\$33,289	\$39,469	\$47,156	\$57,227	\$65,769
21-1014	Mental health counselors	290	26.79	\$25.40	\$52,829	6.09	\$14.47	\$17.91	\$25.88	\$32.31	\$36.94	\$30,103	\$37,253	\$53,839	\$67,205	\$76,842
21-1015	Rehabilitation counselors	40	25.55	\$21.33	\$44,370	10.38	\$10.46	\$11.58	\$22.74	\$26.07	\$30.10	\$21,765	\$24,088	\$47,295	\$54,225	\$62,607
21-1021	Child, family, and school social workers	400	18.94	\$19.88	\$41,345	5.21	\$12.36	\$14.29	\$18.94	\$23.67	\$29.22	\$25,710	\$29,715	\$39,396	\$49,240	\$60,784
21-1022	Healthcare social workers	170	15.69	\$23.69	\$49,273	6.7	\$15.30	\$17.15	\$21.78	\$28.11	\$34.33	\$31,834	\$35,662	\$45,304	\$58,469	\$71,414
21-1023	Mental health and substance abuse social workers	50	26.58	\$21.93	\$45,614	6.34	\$13.81	\$18.19	\$22.41	\$26.32	\$29.32	\$28,724	\$37,841	\$46,611	\$54,754	\$60,977
21-1029	Social workers, all other	110	22.87	\$19.25	\$40,033	1.89	\$11.19	\$15.53	\$17.98	\$22.94	\$29.22	\$23,283	\$32,310	\$37,407	\$47,708	\$60,768
21-1091	Health educators	70	23.29	\$28.01	\$58,258	3.89	\$16.49	\$20.58	\$23.44	\$32.20	\$44.65	\$34,296	\$42,813	\$48,758	\$66,980	\$92,873
21-1092	Probation officers and correctional treatment specialists	310	21.64	\$26.45	\$55,023	6.06	\$19.54	\$21.92	\$24.69	\$29.83	\$37.22	\$40,647	\$45,587	\$51,346	\$62,049	\$77,408
21-1093	Social and human service assistants	90	37.78	\$18.80	\$39,105	8.2	\$11.97	\$14.02	\$17.74	\$24.47	\$28.08	\$24,893	\$29,151	\$36,892	\$50,891	\$58,412
21-1094	Community health workers	40	23.26	\$15.82	\$32,899	6.54	\$10.23	\$11.62	\$16.09	\$18.40	\$22.08	\$21,275	\$24,174	\$33,460	\$38,272	\$45,924
21-1099	Community and social service specialists, all other	120	23.69	\$21.05	\$43,784	8.6	\$9.40	\$15.44	\$18.89	\$26.89	\$29.98	\$19,552	\$32,118	\$39,291	\$55,932	\$62,349
21-2011	Clergy	40	38.98	\$24.63	\$51,233	5.17	\$17.01	\$19.73	\$23.63	\$29.06	\$34.79	\$35,390	\$41,048	\$49,155	\$60,451	\$72,358
<b>23-0000</b>	<b>Legal</b>	<b>660</b>	<b>13.62</b>	<b>\$48.47</b>	<b>\$100,825</b>	<b>11.67</b>	<b>\$20.22</b>	<b>\$24.85</b>	<b>\$32.69</b>	<b>\$62.77</b>	<b>#</b>	<b>\$42,059</b>	<b>\$51,694</b>	<b>\$67,995</b>	<b>\$130,561</b>	<b>#</b>
23-1011	Lawyers	270	16.01	\$73.88	\$153,664	11.82	\$31.14	\$36.82	\$59.14	#	#	\$64,776	\$76,595	\$123,003	#	#
23-1023	Judges, magistrate judges, and magistrates	#	#	\$66.68	\$138,694	2.39	\$60.42	\$63.49	\$68.49	\$71.69	\$76.50	\$125,674	\$132,065	\$142,468	\$149,110	\$159,112
23-2011	Paralegals and legal assistants	200	25.2	\$25.57	\$53,195	5	\$17.90	\$21.23	\$25.12	\$29.50	\$35.19	\$37,225	\$44,159	\$52,259	\$61,357	\$73,185
23-2093	Title examiners, abstractors, and searchers	#	#	\$25.33	\$52,696	6.31	\$20.08	\$24.21	\$26.22	\$28.22	\$29.43	\$41,770	\$50,352	\$54,528	\$58,705	\$61,211
23-2099	Legal support workers, all other	50	17.46	\$26.06	\$54,208	5.41	\$16.62	\$20.52	\$26.03	\$29.13	\$37.70	\$34,577	\$42,687	\$54,135	\$60,594	\$78,411
<b>25-0000</b>	<b>Education, training, and library</b>	<b>10,350</b>	<b>4.01</b>	<b>\$23.39</b>	<b>\$48,656</b>	<b>4</b>	<b>\$12.22</b>	<b>\$15.39</b>	<b>\$20.83</b>	<b>\$28.07</b>	<b>\$37.07</b>	<b>\$25,414</b>	<b>\$32,005</b>	<b>\$43,319</b>	<b>\$58,391</b>	<b>\$77,101</b>
25-1011	Business teachers, postsecondary	140	12.49	#	\$90,614	10.7	#	#	#	#	#	\$38,939	\$52,400	\$79,320	\$123,390	\$160,822
25-1194	Vocational education teachers, postsecondary	210	24.89	\$22.93	\$47,693	4.07	\$16.20	\$18.53	\$22.26	\$27.19	\$30.24	\$33,706	\$38,536	\$46,303	\$56,558	\$62,900
25-2011	Preschool teachers, except special education	410	23.45	\$12.78	\$26,581	3.1	\$9.48	\$10.67	\$12.48	\$14.01	\$15.08	\$19,709	\$22,192	\$25,967	\$29,144	\$31,368
25-2012	Kindergarten teachers, except special education	210	2.72	#	\$47,963	1.81	#	#	#	#	#	\$34,078	\$39,079	\$46,546	\$56,485	\$64,930
25-2021	Elementary school teachers, except special education	1,460	1.72	#	\$50,481	1.97	#	#	#	#	#	\$34,414	\$40,903	\$50,206	\$59,743	\$69,630
25-2022	Middle school teachers, except special and career/technical educa	750	4.23	#	\$49,954	1.97	#	#	#	#	#	\$34,731	\$40,700	\$49,222	\$58,931	\$67,662

# Data unavailable



Occupational Code	Occupational Title	Employment Estimate	Employment Percentage Relative Standard Error	Average Hourly Wage	Average Annual Wage	Wage Percentage Relative Standard Error	10th Percentile (Hourly)	25th Percentile (Hourly)	50th Percentile (Hourly)	75th Percentile (Hourly)	90th Percentile (Hourly)	10th Percentile (Annual)	25th Percentile (Annual)	50th Percentile (Annual)	75th Percentile (Annual)	90th Percentile (Annual)
25-2031	Secondary school teachers, except special and career/technical ed	970	2.26	#	\$50,826	2.57	#	#	#	#	#	\$34,642	\$40,808	\$50,092	\$60,235	\$70,698
25-2032	Career/technical education teachers, secondary school	40	0	#	\$47,849	2.43	#	#	#	#	#	\$34,108	\$38,805	\$48,097	\$56,736	\$61,779
25-2051	Special education teachers, preschool	80	8.38	#	\$50,151	2.53	#	#	#	#	#	\$36,072	\$41,746	\$48,970	\$58,454	\$67,736
25-2052	Special education teachers, kindergarten and elementary school	120	1.26	#	\$49,798	2.07	#	#	#	#	#	\$34,187	\$39,041	\$46,360	\$57,405	\$69,931
25-2053	Special education teachers, middle school	80	1.28	#	\$49,796	3.43	#	#	#	#	#	\$34,741	\$40,385	\$47,691	\$59,107	\$70,806
25-2054	Special education teachers, secondary school	110	1.07	#	\$51,101	1.99	#	#	#	#	#	\$37,320	\$42,474	\$49,011	\$58,949	\$69,462
25-3021	Self-enrichment education teachers	630	19.08	\$14.12	\$29,374	5.97	\$8.81	\$9.99	\$12.67	\$16.78	\$22.00	\$18,321	\$20,769	\$26,345	\$34,911	\$45,759
25-3097	Teachers and instructors, all other, except substitute teachers	160	25.01	#	\$32,473	5.62	#	#	#	#	#	\$18,342	\$20,940	\$28,638	\$37,670	\$52,936
25-4012	Curators	20	19.63	\$25.63	\$53,314	6.95	\$16.38	\$18.58	\$24.87	\$30.31	\$37.27	\$34,074	\$38,639	\$51,732	\$63,046	\$77,513
25-4013	Museum technicians and conservators	#	#	\$21.77	\$45,287	2.78	\$10.49	\$12.10	\$24.55	\$28.61	\$31.15	\$21,825	\$25,168	\$51,058	\$59,502	\$64,796
25-4021	Librarians	130	3.51	\$30.17	\$62,760	2.22	\$19.31	\$22.05	\$27.50	\$39.51	\$46.95	\$40,155	\$45,861	\$57,203	\$82,183	\$97,664
25-4031	Library technicians	180	1.52	\$17.37	\$36,136	2.89	\$12.50	\$14.37	\$16.90	\$20.16	\$23.22	\$25,992	\$29,892	\$35,148	\$41,940	\$48,295
25-9031	Instructional coordinators	110	15.06	\$32.25	\$67,083	2.04	\$21.15	\$25.49	\$31.35	\$38.25	\$45.52	\$43,996	\$53,016	\$65,208	\$79,557	\$94,676
25-9041	Teacher assistants	910	2.47	#	\$26,188	2.63	#	#	#	#	#	\$20,166	\$22,589	\$26,163	\$29,262	\$32,161
25-9099	Education, training, and library workers, all other	40	20.53	\$20.41	\$42,456	10.39	\$10.91	\$16.48	\$20.84	\$24.44	\$28.37	\$22,701	\$34,281	\$43,357	\$50,845	\$59,011
<b>27-0000</b>	<b>Arts, design, entertainment, sports, and media</b>	<b>1,990</b>	<b>6.58</b>	<b>\$21.10</b>	<b>\$43,885</b>	<b>6.62</b>	<b>\$8.74</b>	<b>\$10.75</b>	<b>\$18.24</b>	<b>\$26.88</b>	<b>\$38.16</b>	<b>\$18,175</b>	<b>\$22,361</b>	<b>\$37,934</b>	<b>\$55,910</b>	<b>\$79,379</b>
27-1011	Art directors	40	12.76	\$35.66	\$74,173	2.29	\$25.71	\$28.93	\$33.72	\$38.75	\$48.43	\$53,482	\$60,169	\$70,133	\$80,595	\$100,741
27-1013	Fine artists, including painters, sculptors, and illustrators	50	14.59	\$18.98	\$39,473	12.28	\$11.12	\$13.43	\$17.57	\$25.81	\$28.77	\$23,121	\$27,939	\$36,541	\$53,693	\$59,837
27-1014	Multimedia artists and animators	#	#	\$31.90	\$66,358	7.75	\$20.57	\$26.29	\$32.89	\$37.97	\$43.33	\$42,786	\$54,691	\$68,405	\$78,982	\$90,130
27-1019	Artists and related workers, all other	20	21.09	\$23.17	\$48,199	3.13	\$14.74	\$20.26	\$23.06	\$27.47	\$30.22	\$30,658	\$42,134	\$47,961	\$57,142	\$62,850
27-1024	Graphic designers	260	13.8	\$22.94	\$47,719	4.24	\$12.78	\$15.61	\$21.06	\$27.65	\$36.31	\$26,586	\$32,460	\$43,794	\$57,513	\$75,520
27-1025	Interior designers	60	42.1	\$22.90	\$47,626	6.05	\$9.71	\$18.17	\$22.81	\$27.65	\$32.26	\$20,193	\$37,798	\$47,440	\$57,512	\$67,091
27-1026	Merchandise displayers and window trimmers	80	37.2	\$14.13	\$29,388	5.5	\$9.07	\$10.52	\$15.11	\$17.29	\$18.59	\$18,861	\$21,885	\$31,425	\$35,960	\$38,665
27-2012	Producers and directors	#	#	\$25.51	\$53,059	10.36	\$15.71	\$17.95	\$23.73	\$29.16	\$36.60	\$32,681	\$37,341	\$49,362	\$60,652	\$76,124
27-2022	Coaches and scouts	360	24.9	#	\$33,189	18.76	#	#	#	#	#	\$17,522	\$18,127	\$19,135	\$32,793	\$49,549
27-2099	Entertainers and performers, sports and related workers, all other	30	1.46	\$18.93	#	12.13	\$8.49	\$8.89	\$16.47	\$25.97	\$35.10	#	#	#	#	#
27-3031	Public relations specialists	220	13.92	\$23.86	\$49,634	4.61	\$11.32	\$16.65	\$22.78	\$28.75	\$38.46	\$23,539	\$34,632	\$47,389	\$59,806	\$79,992
27-3041	Editors	100	28.46	\$26.99	\$56,136	3.22	\$15.99	\$19.48	\$25.48	\$31.97	\$42.00	\$33,250	\$40,516	\$52,997	\$66,488	\$87,366
27-3042	Technical writers	70	23.76	\$32.95	\$68,536	2.73	\$21.99	\$26.56	\$33.36	\$39.36	\$44.50	\$45,733	\$55,250	\$69,399	\$81,863	\$92,567
27-3043	Writers and authors	20	27.67	\$36.88	\$76,709	1.8	\$25.42	\$27.66	\$36.68	\$44.61	\$50.83	\$52,879	\$57,529	\$76,285	\$92,786	\$105,721
27-3091	Interpreters and translators	60	15.74	\$22.57	\$46,944	2.95	\$17.05	\$19.53	\$21.94	\$25.01	\$29.40	\$35,459	\$40,618	\$45,639	\$52,021	\$61,151
27-4011	Audio and video equipment technicians	20	11.95	\$23.06	\$47,960	6.51	\$8.91	\$13.18	\$19.60	\$30.97	\$45.70	\$18,536	\$27,423	\$40,767	\$64,417	\$95,054
27-4021	Photographers	50	28.61	\$14.92	\$31,032	14.5	\$8.61	\$9.17	\$11.47	\$18.35	\$24.29	\$17,899	\$19,069	\$23,850	\$38,167	\$50,513
27-4031	Camera operators, television, video, and motion picture	#	#	\$34.15	\$71,041	7.28	\$19.77	\$25.09	\$38.90	\$42.97	\$45.40	\$41,129	\$52,192	\$80,914	\$89,368	\$94,440
27-4099	Media and communication equipment workers, all other	20	10.85	\$32.84	\$68,300	8.8	\$12.03	\$16.37	\$41.04	\$50.24	\$53.12	\$25,031	\$34,044	\$85,369	\$104,501	\$110,482
<b>29-0000</b>	<b>Healthcare practitioners and technical</b>	<b>8,050</b>	<b>18.19</b>	<b>\$37.97</b>	<b>\$78,978</b>	<b>4.17</b>	<b>\$16.21</b>	<b>\$23.43</b>	<b>\$31.10</b>	<b>\$41.15</b>	<b>\$63.17</b>	<b>\$33,715</b>	<b>\$48,738</b>	<b>\$64,698</b>	<b>\$85,585</b>	<b>\$131,389</b>
29-1011	Chiropractors	60	39.81	\$35.69	\$74,240	18.01	\$25.06	\$27.11	\$30.43	\$35.15	\$80.53	\$52,125	\$56,381	\$63,296	\$73,122	\$167,500
29-1021	Dentists, general	170	37.03	\$93.66	\$194,806	12.81	\$55.18	\$69.57	\$84.96	#	#	\$114,774	\$144,707	\$176,720	#	#
29-1031	Dietitians and nutritionists	80	17.08	\$26.81	\$55,761	2.87	\$19.81	\$23.66	\$27.19	\$31.23	\$35.18	\$41,196	\$49,220	\$56,559	\$64,951	\$73,184
29-1041	Optometrists	50	24.98	\$48.04	\$99,927	15.88	\$20.71	\$23.33	\$53.09	\$64.82	\$72.54	\$43,080	\$48,520	\$110,433	\$134,833	\$150,893
29-1051	Pharmacists	220	16.8	\$58.60	\$121,886	2.09	\$49.76	\$53.62	\$59.73	\$67.46	\$73.38	\$103,495	\$111,519	\$124,245	\$140,321	\$152,628
29-1062	Family and general practitioners	200	29.12	\$83.71	\$174,113	7.67	\$35.07	\$46.86	\$83.50	#	#	\$72,936	\$97,472	\$173,676	#	#
29-1067	Surgeons	30	44	\$94.09	\$195,712	21.84	\$42.06	\$48.53	\$90.52	#	#	\$87,492	\$100,944	\$188,290	#	#
29-1069	Physicians and surgeons, all other	170	44.3	\$123.95	\$257,818	13.82	\$73.32	#	#	#	#	\$152,509	#	#	#	#
29-1071	Physician assistants	150	32.42	\$50.32	\$104,665	4.49	\$36.60	\$43.52	\$52.49	\$58.36	\$61.86	\$76,124	\$90,527	\$109,189	\$121,390	\$128,667
29-1122	Occupational therapists	200	13.92	\$38.52	\$80,120	2.48	\$27.25	\$31.68	\$36.47	\$43.82	\$50.17	\$56,687	\$65,889	\$75,850	\$91,151	\$104,359

# Data unavailable

Occupational Code	Occupational Title	Employment Estimate	Employment Percentage Relative Standard Error	Average Hourly Wage	Average Annual Wage	Wage Percentage Relative Standard Error	10th Percentile (Hourly)	25th Percentile (Hourly)	50th Percentile (Hourly)	75th Percentile (Hourly)	90th Percentile (Hourly)	10th Percentile (Annual)	25th Percentile (Annual)	50th Percentile (Annual)	75th Percentile (Annual)	90th Percentile (Annual)
29-1123	Physical therapists	300	30.53	\$37.70	\$78,425	2.34	\$27.47	\$31.46	\$35.87	\$42.35	\$48.33	\$57,144	\$65,440	\$74,620	\$88,094	\$100,518
29-1126	Respiratory therapists	#	#	\$28.81	\$59,922	2.43	\$22.48	\$25.41	\$28.61	\$32.72	\$36.20	\$46,763	\$52,843	\$59,499	\$68,053	\$75,299
29-1127	Speech-language pathologists	180	23.13	\$37.09	\$77,146	3.68	\$24.29	\$28.80	\$37.32	\$44.37	\$48.88	\$50,522	\$59,904	\$77,620	\$92,280	\$101,678
29-1128	Exercise physiologists	30	35.49	\$17.22	\$35,826	19.47	\$8.64	\$9.25	\$17.57	\$21.94	\$27.34	\$17,968	\$19,242	\$36,543	\$45,632	\$56,857
29-1129	Therapists, all other	10	38.7	\$31.27	\$65,038	5.39	\$17.71	\$26.67	\$32.92	\$37.15	\$40.99	\$36,836	\$55,473	\$68,463	\$77,269	\$85,256
29-1131	Veterinarians	220	34.35	\$37.55	\$78,102	9.53	\$17.88	\$31.01	\$35.16	\$41.59	\$58.08	\$37,192	\$64,497	\$73,126	\$86,497	\$120,807
29-1141	Registered nurses	2,630	32.78	\$32.44	\$67,485	2.3	\$24.99	\$27.47	\$31.70	\$36.86	\$42.98	\$51,990	\$57,132	\$65,932	\$76,662	\$89,398
29-1171	Nurse practitioners	100	21.49	\$42.33	\$88,057	4.21	\$30.85	\$34.61	\$41.72	\$49.42	\$57.76	\$64,165	\$71,985	\$86,774	\$102,804	\$120,147
29-1181	Audiologists	#	#	\$31.40	\$65,305	18.34	\$20.13	\$21.63	\$24.13	\$43.34	\$47.33	\$41,880	\$44,998	\$50,194	\$90,138	\$98,440
29-1199	Health diagnosing and treating practitioners, all other	120	32.91	#	#	#	#	#	#	#	#	#	#	#	#	#
29-2011	Medical and clinical laboratory technologists	150	22.12	\$30.51	\$63,453	2.63	\$23.10	\$25.76	\$29.76	\$35.27	\$39.58	\$48,058	\$53,573	\$61,902	\$73,352	\$82,318
29-2012	Medical and clinical laboratory technicians	80	32.14	\$19.60	\$40,762	4.28	\$13.79	\$15.93	\$19.02	\$22.54	\$26.18	\$28,691	\$33,129	\$39,553	\$46,874	\$54,455
29-2021	Dental hygienists	280	19.71	\$35.02	\$72,834	7.91	\$22.09	\$30.79	\$35.83	\$42.14	\$46.57	\$45,945	\$64,047	\$74,520	\$87,654	\$96,874
29-2032	Diagnostic medical sonographers	40	35.06	\$37.95	\$78,938	3.4	\$31.19	\$33.31	\$36.84	\$42.72	\$46.75	\$64,884	\$69,289	\$76,632	\$88,857	\$97,232
29-2034	Radiologic technologists and technicians	210	35.3	\$29.07	\$60,475	2.51	\$20.35	\$22.78	\$27.62	\$34.42	\$41.67	\$42,328	\$47,381	\$57,456	\$71,600	\$86,681
29-2035	Magnetic resonance imaging technologists	#	#	\$32.94	\$68,523	3.36	\$25.96	\$28.52	\$33.00	\$37.14	\$40.29	\$54,005	\$59,312	\$68,645	\$77,251	\$83,813
29-2041	Emergency medical technicians and paramedics	190	22.74	\$19.45	\$40,458	10.27	\$10.57	\$13.25	\$19.26	\$25.04	\$28.61	\$21,978	\$27,563	\$40,070	\$52,082	\$59,518
29-2052	Pharmacy technicians	260	9.26	\$15.28	\$31,789	2.59	\$11.24	\$13.09	\$15.52	\$17.55	\$18.77	\$23,389	\$27,236	\$32,283	\$36,508	\$39,044
29-2055	Surgical technologists	80	32.66	\$22.63	\$47,074	6.32	\$15.43	\$18.19	\$24.35	\$27.76	\$29.77	\$32,092	\$37,831	\$50,639	\$57,735	\$61,926
29-2056	Veterinary technologists and technicians	390	12.5	\$14.48	\$30,127	7.15	\$10.06	\$10.89	\$13.07	\$17.34	\$20.82	\$20,919	\$22,661	\$27,188	\$36,070	\$43,305
29-2057	Ophthalmic medical technicians	110	27.52	\$16.81	\$34,962	2.49	\$12.54	\$14.09	\$16.39	\$18.63	\$22.66	\$26,085	\$29,300	\$34,085	\$38,753	\$47,130
29-2061	Licensed practical and licensed vocational nurses	310	7.88	\$22.32	\$46,432	2.13	\$17.93	\$19.90	\$21.92	\$24.01	\$28.43	\$37,299	\$41,399	\$45,589	\$49,946	\$59,127
29-2071	Medical records and health information technicians	210	15.29	\$21.53	\$44,779	3.98	\$15.25	\$17.13	\$20.53	\$25.19	\$29.66	\$31,722	\$35,623	\$42,711	\$52,391	\$61,692
29-2081	Opticians, dispensing	80	16.58	\$15.60	\$32,450	2.61	\$12.41	\$13.76	\$15.81	\$17.62	\$18.70	\$25,816	\$28,622	\$32,888	\$36,648	\$38,904
29-2099	Health technologists and technicians, all other	#	#	\$19.91	\$41,406	2.55	\$13.16	\$16.30	\$20.22	\$23.27	\$27.16	\$27,379	\$33,911	\$42,057	\$48,398	\$56,483
29-9011	Occupational health and safety specialists	90	17.37	\$33.82	\$70,335	3.46	\$20.66	\$23.44	\$34.10	\$43.47	\$47.14	\$42,963	\$48,757	\$70,926	\$90,409	\$98,056
29-9012	Occupational health and safety technicians	10	13.81	\$26.16	\$54,418	3.77	\$19.43	\$23.13	\$26.48	\$29.36	\$33.83	\$40,420	\$48,101	\$55,085	\$61,072	\$70,367
<b>31-0000</b>	<b>Healthcare support</b>	<b>3,450</b>	<b>6.45</b>	<b>\$15.18</b>	<b>\$31,565</b>	<b>2.85</b>	<b>\$10.40</b>	<b>\$12.19</b>	<b>\$14.28</b>	<b>\$17.19</b>	<b>\$20.10</b>	<b>\$21,637</b>	<b>\$25,349</b>	<b>\$29,695</b>	<b>\$35,761</b>	<b>\$41,812</b>
31-1011	Home health aides	370	41.71	\$11.28	\$23,454	3.52	\$9.62	\$10.13	\$10.99	\$11.85	\$13.93	\$20,000	\$21,072	\$22,857	\$24,647	\$28,969
31-1014	Nursing assistants	1,300	5.65	\$14.13	\$29,396	1.76	\$10.93	\$12.43	\$13.94	\$16.03	\$17.96	\$22,734	\$25,857	\$28,998	\$33,344	\$37,363
31-2011	Occupational therapy assistants	#	#	\$23.14	\$48,138	4.84	\$19.16	\$20.69	\$23.25	\$26.22	\$28.33	\$39,858	\$43,043	\$48,350	\$54,541	\$58,917
31-2021	Physical therapist assistants	30	33.76	\$21.40	\$44,516	6.22	\$12.43	\$17.26	\$22.82	\$26.42	\$28.54	\$25,852	\$35,901	\$47,471	\$54,944	\$59,369
31-2022	Physical therapist aides	#	#	\$13.27	\$27,596	6.91	\$8.87	\$10.38	\$13.09	\$15.98	\$18.15	\$18,447	\$21,587	\$27,223	\$33,235	\$37,749
31-9011	Massage therapists	150	36.05	\$24.68	\$51,335	21.29	\$9.39	\$15.74	\$21.19	\$24.26	\$55.44	\$19,533	\$32,748	\$44,073	\$50,470	\$115,321
31-9091	Dental assistants	420	12.98	\$18.09	\$37,617	5.49	\$13.43	\$15.38	\$17.43	\$20.46	\$23.91	\$27,945	\$31,982	\$36,245	\$42,560	\$49,733
31-9092	Medical assistants	580	15.39	\$14.72	\$30,617	1.53	\$11.30	\$12.80	\$14.64	\$16.88	\$18.33	\$23,504	\$26,617	\$30,443	\$35,118	\$38,117
31-9093	Medical equipment preparers	50	28.63	\$17.69	\$36,793	8.82	\$10.59	\$13.32	\$17.00	\$20.59	\$23.44	\$22,022	\$27,697	\$35,360	\$42,817	\$48,760
31-9094	Medical transcriptionists	#	#	\$16.45	\$34,222	7.68	\$12.52	\$13.22	\$14.38	\$20.45	\$23.13	\$26,042	\$27,496	\$29,919	\$42,537	\$48,112
31-9096	Veterinary assistants and laboratory animal caretakers	#	#	\$9.78	\$20,336	6.64	\$8.45	\$8.77	\$9.31	\$10.47	\$11.73	\$17,567	\$18,240	\$19,361	\$21,769	\$24,403
31-9097	Phlebotomists	190	20.33	\$18.03	\$37,499	11.36	\$12.69	\$13.90	\$15.99	\$18.18	\$32.99	\$26,403	\$28,913	\$33,252	\$37,816	\$68,622
31-9099	Healthcare support workers, all other	160	10.24	\$14.62	\$30,403	3.11	\$10.45	\$12.05	\$13.83	\$16.75	\$20.42	\$21,734	\$25,054	\$28,759	\$34,844	\$42,470
<b>33-0000</b>	<b>Protective service</b>	<b>2,520</b>	<b>7.29</b>	<b>\$23.61</b>	<b>\$49,112</b>	<b>6.6</b>	<b>\$9.36</b>	<b>\$12.44</b>	<b>\$20.27</b>	<b>\$33.87</b>	<b>\$41.88</b>	<b>\$19,471</b>	<b>\$25,883</b>	<b>\$42,166</b>	<b>\$70,444</b>	<b>\$87,117</b>
33-1012	First-line supervisors of police and detectives	70	3.55	\$49.57	\$103,104	2.21	\$40.19	\$43.74	\$47.73	\$56.49	\$66.96	\$83,604	\$90,970	\$99,282	\$117,506	\$139,283
33-1021	First-line supervisors of fire fighting and prevention workers	70	0	\$43.85	\$91,210	3.43	\$36.69	\$40.71	\$44.35	\$48.00	\$54.02	\$76,324	\$84,680	\$92,257	\$99,833	\$112,370
33-2011	Firefighters	210	0	\$27.80	\$57,815	3.65	\$15.56	\$20.87	\$31.00	\$34.89	\$37.22	\$32,370	\$43,420	\$64,485	\$72,572	\$77,425
33-2021	Fire inspectors and investigators	20	0	\$38.96	\$81,028	3.73	\$21.99	\$39.26	\$42.61	\$45.96	\$47.97	\$45,740	\$81,668	\$88,635	\$95,603	\$99,784
33-3021	Detectives and criminal investigators	40	26.93	\$37.17	\$77,321	9.94	\$23.17	\$26.10	\$35.19	\$45.28	\$61.02	\$48,200	\$54,288	\$73,187	\$94,176	\$126,913
33-3051	Police and sheriff's patrol officers	500	1.51	\$35.70	\$74,260	2.24	\$27.39	\$32.01	\$35.35	\$38.70	\$45.82	\$56,968	\$66,578	\$73,530	\$80,497	\$95,302
33-9021	Private detectives and investigators	170	31	\$21.73	\$45,199	3.24	\$15.41	\$17.11	\$20.62	\$25.41	\$29.30	\$32,049	\$35,599	\$42,891	\$52,850	\$60,940
33-9032	Security guards	610	11.22	\$12.31	\$25,600	4.44	\$8.86	\$9.78	\$11.56	\$14.27	\$17.24	\$18,428	\$20,349	\$24,054	\$29,681	\$35,862

# Data unavailable

Occupational Code	Occupational Title	Employment Estimate	Employment Percentage Relative Standard Error	Average Hourly Wage	Average Annual Wage	Wage Percentage Relative Standard Error	10th Percentile (Hourly)	25th Percentile (Hourly)	50th Percentile (Hourly)	75th Percentile (Hourly)	90th Percentile (Hourly)	10th Percentile (Annual)	25th Percentile (Annual)	50th Percentile (Annual)	75th Percentile (Annual)	90th Percentile (Annual)
33-9091	Crossing guards	#	#	\$16.15	\$33,591	4.16	\$12.14	\$13.05	\$14.57	\$20.25	\$22.82	\$25,251	\$27,145	\$30,302	\$42,129	\$47,458
33-9092	Lifeguards, ski patrol, and other recreational protective service workers	190	42.73	\$9.37	\$19,481	3.44	\$8.39	\$8.63	\$9.04	\$9.60	\$11.25	\$17,454	\$17,956	\$18,794	\$19,976	\$23,398
33-9099	Protective service workers, all other	250	2.71	\$17.35	\$36,085	4.11	\$10.21	\$12.77	\$16.48	\$20.94	\$27.47	\$21,234	\$26,569	\$34,283	\$43,557	\$57,143
<b>35-0000</b>	<b>Food preparation and serving-related</b>	<b>16,470</b>	<b>2.35</b>	<b>\$11.30</b>	<b>\$23,502</b>	<b>1.64</b>	<b>\$8.48</b>	<b>\$8.86</b>	<b>\$9.55</b>	<b>\$12.12</b>	<b>\$16.16</b>	<b>\$17,639</b>	<b>\$18,421</b>	<b>\$19,868</b>	<b>\$25,217</b>	<b>\$33,620</b>
35-1011	Chefs and head cooks	90	21.29	\$22.64	\$47,082	4.95	\$15.79	\$18.01	\$22.57	\$26.85	\$29.54	\$32,840	\$37,460	\$46,945	\$55,854	\$61,446
35-1012	First-line supervisors of food preparation and serving workers	980	8.92	\$18.12	\$37,686	3.57	\$10.95	\$13.24	\$16.78	\$22.84	\$27.78	\$22,781	\$27,540	\$34,897	\$47,497	\$57,790
35-2011	Cooks, fast food	#	#	\$9.72	\$20,228	4.27	\$8.44	\$8.75	\$9.26	\$10.68	\$11.65	\$17,548	\$18,192	\$19,269	\$22,220	\$24,234
35-2012	Cooks, institution and cafeteria	530	18.64	\$12.54	\$26,080	3.06	\$9.01	\$10.02	\$11.50	\$14.02	\$17.17	\$18,745	\$20,846	\$23,922	\$29,164	\$35,723
35-2014	Cooks, restaurant	2,220	11.5	\$11.56	\$24,037	3.74	\$8.85	\$9.68	\$10.91	\$12.52	\$14.74	\$18,400	\$20,143	\$22,699	\$26,050	\$30,658
35-2015	Cooks, short order	#	#	\$10.28	\$21,378	3.75	\$8.49	\$8.87	\$9.51	\$11.06	\$12.53	\$17,654	\$18,457	\$19,779	\$23,002	\$26,056
35-2019	Cooks, all other	10	27.89	\$26.72	\$55,568	26.38	\$10.39	\$11.64	\$32.67	\$36.12	\$38.19	\$21,618	\$24,203	\$67,954	\$75,134	\$79,442
35-2021	Food preparation workers	630	25.91	\$11.16	\$23,216	2.83	\$8.75	\$9.50	\$10.88	\$12.64	\$14.30	\$18,196	\$19,766	\$22,632	\$26,283	\$29,751
35-3011	Bartenders	910	17.77	\$10.96	\$22,805	4.68	\$8.45	\$8.77	\$9.33	\$12.03	\$16.51	\$17,571	\$18,250	\$19,406	\$25,015	\$34,332
35-3021	Combined food preparation and serving workers, including fast food	4,280	17.24	\$10.29	\$21,397	2.1	\$8.45	\$8.79	\$9.36	\$11.31	\$13.71	\$17,583	\$18,279	\$19,459	\$23,530	\$28,518
35-3022	Counter attendants, cafeteria, food concession, and coffee shop	#	#	\$9.56	\$19,888	5.69	\$8.40	\$8.65	\$9.08	\$10.37	\$11.66	\$17,471	\$18,001	\$18,883	\$21,575	\$24,253
35-3031	Waiters and waitresses	3,600	6.71	\$11.33	\$23,571	6.2	\$8.41	\$8.67	\$9.11	\$10.89	\$20.02	\$17,483	\$18,029	\$18,939	\$22,659	\$41,632
35-3041	Food servers, nonrestaurant	340	20.5	\$11.02	\$22,925	3.67	\$8.54	\$9.00	\$10.45	\$12.94	\$14.32	\$17,763	\$18,729	\$21,731	\$26,913	\$29,786
35-9011	Dining room and cafeteria attendants and bartender helpers	540	15.67	\$9.88	\$20,541	3.66	\$8.40	\$8.66	\$9.08	\$10.38	\$13.12	\$17,472	\$18,004	\$18,889	\$21,594	\$27,300
35-9021	Dishwashers	590	12.26	\$9.51	\$19,774	2.25	\$8.43	\$8.73	\$9.22	\$10.16	\$11.31	\$17,532	\$18,153	\$19,187	\$21,129	\$23,516
35-9031	Hosts and hostesses, restaurant, lounge, and coffee shop	840	8.23	\$9.92	\$20,628	2.38	\$8.44	\$8.75	\$9.27	\$10.72	\$12.76	\$17,550	\$18,197	\$19,278	\$22,299	\$26,536
<b>37-0000</b>	<b>Building and grounds cleaning and maintenance</b>	<b>4,640</b>	<b>5.09</b>	<b>\$13.50</b>	<b>\$28,086</b>	<b>2.6</b>	<b>\$8.88</b>	<b>\$10.00</b>	<b>\$12.35</b>	<b>\$15.77</b>	<b>\$19.99</b>	<b>\$18,462</b>	<b>\$20,803</b>	<b>\$25,691</b>	<b>\$32,794</b>	<b>\$41,577</b>
37-1011	First-line supervisors of housekeeping and janitorial workers	120	26.93	\$19.66	\$40,903	6.06	\$12.64	\$14.28	\$17.25	\$25.01	\$29.02	\$26,296	\$29,702	\$35,871	\$52,017	\$60,358
37-1012	First-line supervisors of landscaping, lawn service, and grounds	130	25.79	\$22.39	\$46,566	7.88	\$14.44	\$16.39	\$20.56	\$28.24	\$33.33	\$30,041	\$34,094	\$42,764	\$58,749	\$69,328
37-2011	Janitors and cleaners, except maids and housekeeping cleaners	1,690	10.47	\$13.12	\$27,287	4.01	\$8.95	\$10.13	\$12.12	\$15.28	\$18.73	\$18,623	\$21,076	\$25,207	\$31,778	\$38,950
37-2012	Maids and housekeeping cleaners	890	18.6	\$10.12	\$21,055	2.45	\$8.47	\$8.83	\$9.47	\$11.04	\$12.54	\$17,621	\$18,375	\$19,690	\$22,963	\$26,088
37-2019	Building cleaning workers, all other	40	38.92	\$12.65	\$26,304	7.34	\$9.61	\$10.34	\$11.56	\$14.20	\$17.50	\$19,983	\$21,509	\$24,053	\$29,541	\$36,397
37-3011	Landscaping and groundskeeping workers	1,640	12.48	\$14.59	\$30,354	3.19	\$9.72	\$11.67	\$13.82	\$17.19	\$21.22	\$20,222	\$24,275	\$28,749	\$35,752	\$44,128
37-3012	Pesticide handlers, sprayers, and applicators, vegetation	#	#	\$11.91	\$24,782	11.02	\$9.81	\$10.27	\$11.04	\$11.80	\$15.69	\$20,414	\$21,367	\$22,956	\$24,545	\$32,639
<b>39-0000</b>	<b>Personal care and service</b>	<b>4,130</b>	<b>7.83</b>	<b>\$12.67</b>	<b>\$26,345</b>	<b>2.65</b>	<b>\$8.62</b>	<b>\$9.19</b>	<b>\$10.69</b>	<b>\$13.54</b>	<b>\$20.78</b>	<b>\$17,920</b>	<b>\$19,123</b>	<b>\$22,239</b>	<b>\$28,166</b>	<b>\$43,223</b>
39-1021	First-line supervisors of personal service workers	220	7.75	\$18.24	\$37,929	6.37	\$10.47	\$12.47	\$16.68	\$22.35	\$29.07	\$21,781	\$25,943	\$34,690	\$46,489	\$60,473
39-2021	Nonfarm animal caretakers	210	19.3	\$10.34	\$21,516	4.59	\$8.45	\$8.78	\$9.35	\$11.20	\$14.00	\$17,576	\$18,261	\$19,458	\$23,291	\$29,121
39-3031	Ushers, lobby attendants, and ticket takers	170	40.45	\$10.44	\$21,720	6.97	\$8.49	\$8.89	\$9.61	\$11.87	\$13.74	\$17,665	\$18,485	\$19,979	\$24,690	\$28,581
39-3091	Amusement and recreation attendants	230	24.77	\$10.83	\$22,528	4.87	\$8.46	\$8.80	\$9.37	\$12.14	\$15.65	\$17,590	\$18,298	\$19,500	\$25,246	\$32,548
39-5012	Hairdressers, hairstylists, and cosmetologists	400	22.6	\$14.42	\$29,991	9.22	\$8.61	\$9.19	\$11.33	\$17.93	\$25.78	\$17,913	\$19,105	\$23,575	\$37,285	\$53,613
39-5092	Manicurists and pedicurists	#	#	\$10.65	\$22,147	13.02	\$8.45	\$8.77	\$9.50	\$12.07	\$14.73	\$17,571	\$18,250	\$19,769	\$25,102	\$30,633
39-5094	Skincare specialists	70	36.38	\$20.04	\$41,682	10.36	\$12.88	\$14.20	\$20.74	\$25.38	\$28.05	\$26,800	\$29,538	\$43,131	\$52,790	\$58,346
39-9011	Childcare workers	500	22.47	\$10.05	\$20,903	2.22	\$8.45	\$8.79	\$9.37	\$11.01	\$12.44	\$17,584	\$18,283	\$19,486	\$22,901	\$25,873
39-9021	Personal care aides	1,140	20.93	\$10.72	\$22,299	2.41	\$8.71	\$9.38	\$10.38	\$11.38	\$12.78	\$18,107	\$19,519	\$21,584	\$23,677	\$26,578
39-9031	Fitness trainers and aerobics instructors	380	13.88	\$16.99	\$35,345	11.62	\$8.72	\$9.47	\$13.28	\$25.20	\$29.59	\$18,142	\$19,692	\$27,615	\$52,412	\$61,546
39-9032	Recreation workers	360	23.19	\$14.19	\$29,508	4.48	\$9.01	\$10.10	\$11.82	\$16.66	\$24.21	\$18,748	\$21,013	\$24,594	\$34,644	\$50,360
39-9041	Residential advisors	30	39.24	\$10.74	\$22,331	9.49	\$8.49	\$8.88	\$9.82	\$12.51	\$14.29	\$17,663	\$18,481	\$20,427	\$26,014	\$29,721
39-9099	Personal care and service workers, all other	#	#	\$13.44	\$27,947	11.61	\$8.83	\$9.95	\$12.60	\$14.48	\$18.91	\$18,375	\$20,700	\$26,203	\$30,118	\$39,332
<b>41-0000</b>	<b>Sales and related</b>	<b>16,890</b>	<b>3.31</b>	<b>\$18.26</b>	<b>\$37,990</b>	<b>2.75</b>	<b>\$8.69</b>	<b>\$9.39</b>	<b>\$12.34</b>	<b>\$20.13</b>	<b>\$35.20</b>	<b>\$18,067</b>	<b>\$19,538</b>	<b>\$25,661</b>	<b>\$41,869</b>	<b>\$73,214</b>
41-1011	First-line supervisors of retail sales workers	1,320	7.83	\$21.45	\$44,615	4.29	\$12.74	\$15.19	\$18.23	\$22.92	\$30.86	\$26,498	\$31,597	\$37,920	\$47,676	\$64,191
41-1012	First-line supervisors of non-retail sales workers	220	11.34	\$38.12	\$79,285	5.22	\$19.24	\$23.73	\$34.23	\$49.64	\$62.38	\$40,023	\$49,355	\$71,189	\$103,252	\$129,749

# Data unavailable

Occupational Code	Occupational Title	Employment Estimate	Employment Percentage Relative Standard Error	Average Hourly Wage	Average Annual Wage	Wage Percentage Relative Standard Error	10th Percentile (Hourly)	25th Percentile (Hourly)	50th Percentile (Hourly)	75th Percentile (Hourly)	90th Percentile (Hourly)	10th Percentile (Annual)	25th Percentile (Annual)	50th Percentile (Annual)	75th Percentile (Annual)	90th Percentile (Annual)
41-2011	Cashiers	3,540	10.65	\$10.35	\$21,521	1.33	\$8.46	\$8.80	\$9.39	\$11.24	\$14.04	\$17,589	\$18,296	\$19,523	\$23,389	\$29,195
41-2021	Counter and rental clerks	700	15.58	\$14.17	\$29,466	6.81	\$8.56	\$9.06	\$10.96	\$15.30	\$22.47	\$17,808	\$18,842	\$22,800	\$31,833	\$46,745
41-2022	Parts salespersons	150	17.66	\$17.22	\$35,826	5.02	\$10.20	\$12.17	\$15.73	\$20.88	\$28.13	\$21,225	\$25,309	\$32,724	\$43,423	\$58,504
41-2031	Retail salespersons	6,200	6.49	\$12.73	\$26,488	2.45	\$8.58	\$9.11	\$10.57	\$13.59	\$19.76	\$17,854	\$18,956	\$21,994	\$28,274	\$41,111
41-3011	Advertising sales agents	150	18.06	\$23.34	\$48,546	9.23	\$15.10	\$16.78	\$19.64	\$24.68	\$42.15	\$31,414	\$34,910	\$40,855	\$51,328	\$87,673
41-3021	Insurance sales agents	520	12.78	\$23.59	\$49,058	9.09	\$13.92	\$17.04	\$20.87	\$25.40	\$36.05	\$28,959	\$35,447	\$43,407	\$52,822	\$74,989
41-3031	Securities, commodities, and financial services sales agents	630	19.3	\$29.87	\$62,136	14.71	\$11.57	\$15.76	\$18.00	\$31.96	\$57.65	\$24,074	\$32,788	\$37,443	\$66,467	\$119,909
41-3041	Travel agents	60	14.44	\$14.84	\$30,858	12.87	\$8.85	\$9.85	\$13.68	\$18.41	\$24.19	\$18,398	\$20,486	\$28,449	\$38,298	\$50,320
41-3099	Sales representatives, services, all other	1,080	13.91	\$31.53	\$65,576	3.57	\$13.63	\$17.48	\$26.49	\$36.88	\$60.19	\$28,340	\$36,358	\$55,090	\$76,712	\$125,205
41-4011	Sales representatives, wholesale and manufacturing, technical and scientific products	160	15.62	\$36.99	\$76,942	6.09	\$19.09	\$26.25	\$33.77	\$46.58	\$58.44	\$39,710	\$54,594	\$70,241	\$96,876	\$121,558
41-4012	Sales representatives, wholesale and manufacturing, except technical and scientific products	1,390	8.73	\$34.73	\$72,245	6.22	\$11.60	\$18.47	\$27.43	\$42.37	\$68.98	\$24,129	\$38,419	\$57,060	\$88,123	\$143,482
41-9021	Real estate brokers	100	33.89	\$34.63	\$72,025	16.01	\$15.92	\$18.37	\$36.54	\$45.30	\$49.79	\$33,117	\$38,206	\$76,014	\$94,221	\$103,567
41-9022	Real estate sales agents	160	31.98	\$23.26	\$48,385	19.47	\$12.47	\$13.74	\$16.25	\$36.22	\$49.04	\$25,934	\$28,583	\$33,805	\$75,335	\$102,001
41-9031	Sales engineers	150	38.2	\$44.97	\$93,543	5.99	\$24.83	\$31.81	\$45.29	\$56.18	\$61.96	\$51,648	\$66,169	\$94,206	\$116,846	\$128,866
41-9041	Telemarketers	#	#	\$15.74	\$32,744	6.28	\$8.55	\$9.02	\$10.23	\$21.94	\$33.47	\$17,779	\$18,770	\$21,288	\$45,641	\$69,623
41-9099	Sales and related workers, all other	190	21.81	\$17.61	\$36,627	7.69	\$8.79	\$9.69	\$13.24	\$18.73	\$26.81	\$18,286	\$20,147	\$27,532	\$38,960	\$55,774
<b>43-0000</b>	<b>Office and administrative support</b>	<b>21,840</b>	<b>3.27</b>	<b>\$17.25</b>	<b>\$35,880</b>	<b>1.36</b>	<b>\$9.80</b>	<b>\$12.23</b>	<b>\$16.15</b>	<b>\$20.93</b>	<b>\$26.01</b>	<b>\$20,380</b>	<b>\$25,439</b>	<b>\$33,594</b>	<b>\$43,537</b>	<b>\$54,091</b>
43-1011	First-line supervisors of office and administrative support workers	1,120	5.91	\$26.80	\$55,739	2.35	\$15.66	\$19.81	\$24.53	\$30.74	\$42.79	\$32,575	\$41,208	\$51,026	\$63,938	\$88,996
43-2011	Switchboard operators, including answering service	70	18.59	\$12.88	\$26,792	7.24	\$8.74	\$9.54	\$12.12	\$15.38	\$18.53	\$18,178	\$19,851	\$25,213	\$31,985	\$38,540
43-3011	Bill and account collectors	120	22.7	\$19.27	\$40,076	2.76	\$13.49	\$15.70	\$18.61	\$22.44	\$26.24	\$28,060	\$32,664	\$38,715	\$46,676	\$54,579
43-3021	Billing and posting clerks and machine operators	470	13.5	\$18.24	\$37,942	1.61	\$13.94	\$15.97	\$18.05	\$20.93	\$23.11	\$28,986	\$33,216	\$37,537	\$43,530	\$48,077
43-3031	Bookkeeping, accounting, and auditing clerks	1,590	5.88	\$18.56	\$38,609	1.88	\$11.17	\$15.21	\$18.07	\$21.98	\$26.06	\$23,243	\$31,645	\$37,589	\$45,718	\$54,210
43-3051	Payroll and timekeeping clerks	140	32.69	\$19.06	\$39,640	7.59	\$11.85	\$15.14	\$17.75	\$23.17	\$28.91	\$24,641	\$31,487	\$36,916	\$48,202	\$60,139
43-3061	Procurement clerks	#	#	\$14.48	\$30,121	7.22	\$8.63	\$9.23	\$13.62	\$18.41	\$22.67	\$17,952	\$19,203	\$28,323	\$38,298	\$47,148
43-3071	Tellers	480	12.64	\$12.98	\$26,990	3.91	\$9.65	\$11.17	\$13.00	\$14.50	\$16.65	\$20,071	\$23,239	\$27,039	\$30,161	\$34,629
43-3099	Financial clerks, all other	100	14.07	\$17.70	\$36,819	5.02	\$12.57	\$14.33	\$16.88	\$19.84	\$23.63	\$26,136	\$29,813	\$35,113	\$41,265	\$49,158
43-4011	Brokerage clerks	40	18.96	\$22.49	\$46,784	4.87	\$15.37	\$18.29	\$22.82	\$27.09	\$29.58	\$31,960	\$38,034	\$47,455	\$56,340	\$61,523
43-4031	Court, municipal, and license clerks	340	13.96	\$23.19	\$48,235	3.91	\$16.07	\$18.29	\$21.35	\$25.14	\$29.42	\$33,423	\$38,044	\$44,407	\$52,281	\$61,190
43-4041	Credit authorizers, checkers, and clerks	20	30.9	\$19.44	\$40,427	4.55	\$14.09	\$16.99	\$20.38	\$22.47	\$23.73	\$29,298	\$35,334	\$42,391	\$46,743	\$49,353
43-4051	Customer service representatives	#	#	\$16.04	\$33,372	2.32	\$10.09	\$11.98	\$14.93	\$18.95	\$23.71	\$20,984	\$24,910	\$31,061	\$39,424	\$49,326
43-4061	Eligibility interviewers, government programs	140	9.3	\$19.75	\$41,072	3.01	\$15.64	\$16.59	\$18.26	\$21.23	\$24.06	\$32,525	\$34,507	\$37,981	\$44,165	\$50,054
43-4071	File clerks	90	14.09	\$17.46	\$36,311	5.7	\$12.12	\$13.47	\$16.14	\$21.10	\$26.45	\$25,210	\$28,011	\$33,576	\$43,884	\$55,017
43-4081	Hotel, motel, and resort desk clerks	390	14.08	\$10.26	\$21,337	3.32	\$8.54	\$9.00	\$9.96	\$11.23	\$12.63	\$17,761	\$18,724	\$20,714	\$23,362	\$26,262
43-4111	Interviewers, except eligibility and loan	280	38.64	\$15.90	\$33,064	2.26	\$11.31	\$13.03	\$15.54	\$18.42	\$21.64	\$23,530	\$27,100	\$32,315	\$38,314	\$45,007
43-4121	Library assistants, clerical	120	0	\$10.46	\$21,758	2.74	\$8.48	\$8.86	\$9.46	\$11.11	\$14.42	\$17,639	\$18,420	\$19,684	\$23,119	\$29,987
43-4131	Loan interviewers and clerks	210	40.11	\$23.58	\$49,046	4.19	\$13.48	\$17.56	\$24.10	\$29.34	\$34.39	\$28,036	\$36,535	\$50,125	\$61,027	\$71,524
43-4151	Order clerks	180	22.8	\$14.99	\$31,171	6.18	\$8.85	\$10.56	\$13.75	\$19.59	\$22.93	\$18,413	\$21,959	\$28,608	\$40,754	\$47,698
43-4161	Human resources assistants, except payroll and timekeeping	140	10.12	\$17.69	\$36,803	2.64	\$10.49	\$13.88	\$17.68	\$21.62	\$23.87	\$21,827	\$28,881	\$36,765	\$44,972	\$49,642
43-4171	Receptionists and information clerks	1,220	9.09	\$14.19	\$29,512	2.77	\$9.18	\$10.98	\$13.61	\$17.04	\$20.87	\$19,098	\$22,843	\$28,313	\$35,439	\$43,407
43-4199	Information and record clerks, all other	590	16.96	\$22.50	\$46,792	3.65	\$13.33	\$14.85	\$18.50	\$23.50	\$43.70	\$27,725	\$30,885	\$38,473	\$48,885	\$90,902
43-5021	Couriers and messengers	50	24.25	\$14.38	\$29,904	8.35	\$10.33	\$11.73	\$13.77	\$16.82	\$20.06	\$21,479	\$24,393	\$28,638	\$34,991	\$41,731
43-5031	Police, fire, and ambulance dispatchers	70	0.7	\$24.04	\$49,997	2.25	\$19.61	\$21.28	\$24.48	\$27.49	\$29.41	\$40,796	\$44,265	\$50,923	\$57,177	\$61,178
43-5032	Dispatchers, except police, fire, and ambulance	140	12.24	\$16.88	\$35,120	3.87	\$10.56	\$12.01	\$16.48	\$20.84	\$23.32	\$21,961	\$24,982	\$34,286	\$43,337	\$48,513
43-5041	Meter readers, utilities	20	10.89	\$21.05	\$43,793	2.65	\$17.13	\$19.23	\$21.11	\$23.04	\$25.06	\$35,629	\$39,990	\$43,910	\$47,928	\$52,129
43-5051	Postal service clerks	50	0	\$24.98	\$51,955		\$18.38	\$19.14	\$27.30	\$27.31	\$27.88	\$38,241	\$39,808	\$56,794	\$56,804	\$57,986
43-5052	Postal service mail carriers	280	0	\$24.88	\$51,761		\$16.65	\$18.82	\$28.50	\$28.51	\$29.70	\$34,632	\$39,153	\$59,281	\$59,297	\$61,770
43-5053	Postal service mail sorters, processors, and processing machine operators	30	0	\$23.11	\$48,076		\$15.63	\$15.64	\$27.30	\$27.31	\$27.87	\$32,512	\$32,523	\$56,790	\$56,800	\$57,971

# Data unavailable

Occupational Code	Occupational Title	Employment Estimate	Employment Percentage Relative Standard Error	Average Hourly Wage	Average Annual Wage	Wage Percentage Relative Standard Error	10th Percentile (Hourly)	25th Percentile (Hourly)	50th Percentile (Hourly)	75th Percentile (Hourly)	90th Percentile (Hourly)	10th Percentile (Annual)	25th Percentile (Annual)	50th Percentile (Annual)	75th Percentile (Annual)	90th Percentile (Annual)
43-5061	Production, planning, and expediting clerks	150	11.84	\$23.32	\$48,512	2.39	\$15.74	\$18.52	\$22.66	\$28.22	\$33.35	\$32,731	\$38,530	\$47,135	\$58,696	\$69,366
43-5071	Shipping, receiving, and traffic clerks	540	16.92	\$13.96	\$29,030	2.18	\$9.24	\$11.02	\$13.40	\$16.22	\$19.04	\$19,224	\$22,923	\$27,866	\$33,728	\$39,611
43-5081	Stock clerks and order fillers	2,200	6.82	\$12.67	\$26,346	3.24	\$9.04	\$9.98	\$11.40	\$14.58	\$18.32	\$18,804	\$20,761	\$23,717	\$30,325	\$38,110
43-5111	Weighers, measurers, checkers, and samplers, recordkeeping	40	8.92	\$21.15	\$43,988	5.68	\$15.36	\$19.85	\$21.33	\$22.80	\$23.69	\$31,950	\$41,292	\$44,361	\$47,430	\$49,272
43-6011	Executive secretaries and executive administrative assistants	440	7.85	\$25.00	\$52,010	4.02	\$14.62	\$19.49	\$24.13	\$29.76	\$37.14	\$30,410	\$40,540	\$50,186	\$61,895	\$77,252
43-6012	Legal secretaries	160	49.66	\$18.79	\$39,085	8.68	\$12.29	\$13.91	\$19.43	\$22.54	\$26.40	\$25,553	\$28,930	\$40,410	\$46,891	\$54,912
43-6013	Medical secretaries	420	26.69	\$17.40	\$36,182	3.74	\$12.14	\$13.67	\$16.64	\$20.45	\$23.41	\$25,253	\$28,438	\$34,620	\$42,544	\$48,699
43-6014	Secretaries and administrative assistants, except legal, medical,	3,810	4.23	\$16.97	\$35,287	1.47	\$10.25	\$13.37	\$16.82	\$20.60	\$23.63	\$21,328	\$27,816	\$34,987	\$42,844	\$49,146
43-9011	Computer operators	30	41.02	\$22.42	\$46,633	5.81	\$14.85	\$20.49	\$22.60	\$25.66	\$28.73	\$30,888	\$42,624	\$47,018	\$53,363	\$59,750
43-9021	Data entry keyers	140	31.68	\$17.91	\$37,249	4.3	\$13.29	\$15.43	\$17.51	\$20.31	\$23.47	\$27,637	\$32,087	\$36,424	\$42,250	\$48,818
43-9022	Word processors and typists	30	8.66	\$17.51	\$36,411	3.52	\$13.12	\$14.48	\$17.26	\$20.22	\$22.40	\$27,296	\$30,111	\$35,908	\$42,051	\$46,596
43-9031	Desktop publishers	#	#	\$15.82	\$32,904	5.59	\$12.70	\$13.74	\$15.57	\$17.63	\$18.86	\$26,421	\$28,577	\$32,376	\$36,660	\$39,219
43-9051	Mail clerks and mail machine operators, except postal service	30	24.79	\$14.09	\$29,302	5.23	\$10.36	\$11.62	\$13.48	\$15.23	\$18.68	\$21,545	\$24,166	\$28,043	\$31,677	\$38,857
43-9061	Office clerks, general	2,630	6.03	\$16.43	\$34,165	2.14	\$9.30	\$11.39	\$15.30	\$20.50	\$24.77	\$19,345	\$23,698	\$31,824	\$42,645	\$51,525
43-9071	Office machine operators, except computer	80	19.6	\$14.42	\$29,990	3.63	\$9.25	\$12.50	\$14.66	\$17.00	\$18.42	\$19,238	\$25,990	\$30,488	\$35,367	\$38,308
43-9199	Office and administrative support workers, all other	50	17.24	\$18.08	\$37,613	6.06	\$10.97	\$13.13	\$16.48	\$21.89	\$27.13	\$22,820	\$27,310	\$34,279	\$45,534	\$56,439
<b>45-0000</b>	<b>Farming, fishing, and forestry</b>	<b>260</b>	<b>18.64</b>	<b>\$13.70</b>	<b>\$28,496</b>	<b>3.69</b>	<b>\$9.03</b>	<b>\$10.26</b>	<b>\$12.28</b>	<b>\$15.86</b>	<b>\$20.71</b>	<b>\$18,789</b>	<b>\$21,344</b>	<b>\$25,541</b>	<b>\$32,982</b>	<b>\$43,083</b>
45-2092	Farmworkers and laborers, crop, nursery, and greenhouse	#	#	\$13.81	\$28,723	3.9	\$9.77	\$10.95	\$12.96	\$15.78	\$19.03	\$20,321	\$22,786	\$26,956	\$32,816	\$39,591
45-2093	Farmworkers, farm, ranch, and aquacultural animals	120	9.93	\$12.28	\$25,549	4.92	\$8.67	\$9.34	\$11.18	\$13.76	\$17.66	\$18,028	\$19,426	\$23,247	\$28,630	\$36,728
<b>47-0000</b>	<b>Construction and extraction</b>	<b>7,620</b>	<b>6.61</b>	<b>\$21.08</b>	<b>\$43,836</b>	<b>3.08</b>	<b>\$11.68</b>	<b>\$15.38</b>	<b>\$20.27</b>	<b>\$25.53</b>	<b>\$31.32</b>	<b>\$24,294</b>	<b>\$31,990</b>	<b>\$42,165</b>	<b>\$53,101</b>	<b>\$65,135</b>
47-1011	First-line supervisors of construction trades and extraction work	520	10.69	\$32.37	\$67,337	2.43	\$22.70	\$26.25	\$30.85	\$38.32	\$44.77	\$47,215	\$54,604	\$64,174	\$79,696	\$93,122
47-2021	Brickmasons and blockmasons	160	3.24	\$22.72	\$47,261	10.07	\$13.37	\$15.64	\$25.23	\$27.74	\$29.25	\$27,814	\$32,535	\$52,471	\$57,704	\$60,844
47-2031	Carpenters	630	12.51	\$18.77	\$39,051	4.66	\$11.92	\$14.11	\$17.15	\$21.55	\$28.48	\$24,787	\$29,359	\$35,681	\$44,820	\$59,243
47-2044	Tile and marble setters	20	42.64	\$23.69	\$49,271	11.37	\$15.25	\$17.35	\$21.41	\$26.57	\$30.03	\$31,719	\$36,095	\$44,530	\$55,275	\$62,462
47-2051	Cement masons and concrete finishers	320	20.44	\$17.72	\$36,859	2.68	\$13.57	\$15.72	\$17.58	\$20.04	\$22.78	\$28,235	\$32,691	\$36,561	\$41,692	\$47,391
47-2061	Construction laborers	1,410	9.07	\$14.75	\$30,679	9.13	\$9.86	\$10.67	\$12.10	\$17.46	\$24.29	\$20,507	\$22,202	\$25,173	\$36,310	\$50,515
47-2071	Paving, surfacing, and tamping equipment operators	130	22.34	\$21.78	\$45,292	2.23	\$16.23	\$18.45	\$21.29	\$24.13	\$28.89	\$33,750	\$38,380	\$44,282	\$50,183	\$60,097
47-2073	Operating engineers and other construction equipment operators	500	25.27	\$22.81	\$47,437	3.61	\$17.88	\$19.83	\$21.95	\$24.22	\$28.99	\$37,180	\$41,251	\$45,665	\$50,371	\$60,301
47-2081	Drywall and ceiling tile installers	370	15.62	\$20.51	\$42,670	3.66	\$15.95	\$18.83	\$20.87	\$22.83	\$24.05	\$33,173	\$39,158	\$43,405	\$47,495	\$50,024
47-2111	Electricians	730	25.8	\$24.09	\$50,110	2.93	\$17.32	\$20.28	\$23.42	\$27.70	\$30.75	\$36,019	\$42,180	\$48,703	\$57,622	\$63,964
47-2121	Glaziers	40	35	\$20.74	\$43,130	7.72	\$12.15	\$15.35	\$19.87	\$26.79	\$29.42	\$25,273	\$31,926	\$41,338	\$55,718	\$61,193
47-2141	Painters, construction and maintenance	380	9.6	\$17.01	\$35,380	4.59	\$12.81	\$14.65	\$16.87	\$18.93	\$22.28	\$26,655	\$30,474	\$35,090	\$39,376	\$46,340
47-2151	Pipelayers	40	18.94	\$19.78	\$41,153	4.55	\$15.47	\$16.73	\$18.83	\$22.74	\$26.33	\$32,185	\$34,797	\$39,174	\$47,295	\$54,760
47-2152	Plumbers, pipefitters, and steamfitters	780	39.12	\$24.61	\$51,180	4.08	\$16.04	\$20.13	\$24.07	\$30.06	\$34.46	\$33,371	\$41,880	\$50,063	\$62,522	\$71,674
47-2181	Roofers	#	#	\$17.77	\$36,969	3.44	\$12.20	\$13.94	\$17.29	\$21.60	\$24.50	\$25,378	\$28,988	\$35,969	\$44,919	\$50,964
47-2211	Sheet metal workers	340	25.48	\$22.03	\$45,816	6.35	\$13.80	\$17.26	\$21.80	\$26.70	\$30.55	\$28,699	\$35,896	\$45,344	\$55,530	\$63,539
47-2221	Structural iron and steel workers	#	#	\$22.92	\$47,680	2.55	\$16.76	\$19.05	\$22.27	\$26.69	\$30.12	\$34,853	\$39,630	\$46,331	\$55,516	\$62,644
47-3011	Helpers--brickmasons, blockmasons, stonemasons, and tile and marble setters	#	#	\$19.47	\$40,495	13.41	\$13.02	\$14.71	\$20.99	\$22.85	\$23.97	\$27,077	\$30,598	\$43,663	\$47,529	\$49,848
47-3012	Helpers--carpenters	50	25.61	\$12.41	\$25,816	9.79	\$8.83	\$12.10	\$13.12	\$14.13	\$14.74	\$18,357	\$25,173	\$27,286	\$29,400	\$30,668
47-4011	Construction and building inspectors	#	#	\$33.13	\$68,915	5.36	\$21.78	\$27.50	\$33.23	\$40.11	\$45.83	\$45,302	\$57,210	\$69,119	\$83,431	\$95,316
47-4051	Highway maintenance workers	#	#	\$21.04	\$43,760	1.61	\$16.33	\$19.05	\$21.49	\$23.14	\$25.94	\$33,966	\$39,633	\$44,693	\$48,139	\$53,962
47-4071	Septic tank servicers and sewer pipe cleaners	20	38.34	\$20.70	\$43,062	3.54	\$15.85	\$16.92	\$18.70	\$24.98	\$28.47	\$32,974	\$35,197	\$38,904	\$51,956	\$59,215
47-4099	Construction and related workers, all other	#	#	\$14.04	\$29,193	6.74	\$12.33	\$12.85	\$13.72	\$14.58	\$15.96	\$25,650	\$26,730	\$28,530	\$30,329	\$33,203
47-5013	Service unit operators, oil, gas, and mining	30	21.69	\$34.51	\$71,773	24.05	\$19.83	\$21.42	\$24.08	\$49.55	\$63.10	\$41,238	\$44,553	\$50,079	\$103,058	\$131,248
47-5071	Roustabouts, oil and gas	80	46.57	\$20.22	\$42,062	11.38	\$13.06	\$15.20	\$18.74	\$26.11	\$28.88	\$27,173	\$31,609	\$38,971	\$54,304	\$60,065
<b>49-0000</b>	<b>Installation, maintenance, and repair</b>	<b>5,490</b>	<b>5.78</b>	<b>\$22.81</b>	<b>\$47,442</b>	<b>2.41</b>	<b>\$11.24</b>	<b>\$14.72</b>	<b>\$21.51</b>	<b>\$28.99</b>	<b>\$36.87</b>	<b>\$23,385</b>	<b>\$30,611</b>	<b>\$44,751</b>	<b>\$60,290</b>	<b>\$76,693</b>

# Data unavailable

Occupational Code	Occupational Title	Employment Estimate	Employment Percentage Relative Standard Error	Average Hourly Wage	Average Annual Wage	Wage Percentage Relative Standard Error	10th Percentile (Hourly)	25th Percentile (Hourly)	50th Percentile (Hourly)	75th Percentile (Hourly)	90th Percentile (Hourly)	10th Percentile (Annual)	25th Percentile (Annual)	50th Percentile (Annual)	75th Percentile (Annual)	90th Percentile (Annual)
49-1011	First-line supervisors of mechanics, installers, and repairers	320	8.32	\$34.70	\$72,182	2.72	\$18.66	\$26.21	\$34.00	\$43.64	\$50.08	\$38,821	\$54,525	\$70,716	\$90,768	\$104,166
49-2011	Computer, automated teller, and office machine repairers	70	23.03	\$22.03	\$45,821	6	\$12.64	\$17.53	\$22.25	\$27.34	\$30.40	\$26,291	\$36,470	\$46,287	\$56,863	\$63,225
49-2022	Telecommunications equipment installers and repairers, except line installers	200	49.99	\$27.30	\$56,791	4.88	\$15.70	\$24.12	\$28.59	\$33.38	\$36.59	\$32,653	\$50,174	\$59,474	\$69,430	\$76,098
49-2092	Electric motor, power tool, and related repairers	#	#	\$16.75	\$34,848	19	\$12.44	\$13.07	\$14.12	\$17.68	\$27.80	\$25,879	\$27,187	\$29,366	\$36,777	\$57,822
49-2094	Electrical and electronics repairers, commercial and industrial equipment	150	25.32	\$32.85	\$68,325	6.12	\$21.31	\$25.24	\$30.35	\$42.15	\$45.47	\$44,331	\$52,507	\$63,132	\$87,667	\$94,580
49-3021	Automotive body and related repairers	180	13.98	\$29.00	\$60,315	4.21	\$16.85	\$23.25	\$29.02	\$35.65	\$42.77	\$35,050	\$48,361	\$60,364	\$74,160	\$88,967
49-3022	Automotive glass installers and repairers	#	#	\$18.86	\$39,235	4.23	\$11.03	\$13.41	\$18.60	\$24.13	\$28.19	\$22,937	\$27,898	\$38,687	\$50,199	\$58,628
49-3023	Automotive service technicians and mechanics	780	8.03	\$22.88	\$47,585	6.05	\$11.85	\$15.44	\$21.14	\$29.02	\$37.40	\$24,646	\$32,110	\$43,978	\$60,367	\$77,796
49-3031	Bus and truck mechanics and diesel engine specialists	120	19.29	\$22.99	\$47,820	3.56	\$14.77	\$19.18	\$22.27	\$28.17	\$33.81	\$30,717	\$39,902	\$46,324	\$58,597	\$70,320
49-3042	Mobile heavy equipment mechanics, except engines	120	22.71	\$24.24	\$50,422	4.83	\$16.25	\$19.77	\$22.61	\$28.22	\$35.85	\$33,799	\$41,127	\$47,025	\$58,694	\$74,563
49-3053	Outdoor power equipment and other small engine mechanics	#	#	\$18.96	\$39,436	10.68	\$9.46	\$16.01	\$17.74	\$25.01	\$28.26	\$19,680	\$33,304	\$36,902	\$52,023	\$58,782
49-3093	Tire repairers and changers	110	43.39	\$10.23	\$21,281	2.72	\$8.52	\$8.95	\$9.78	\$11.18	\$12.11	\$17,715	\$18,609	\$20,340	\$23,255	\$25,191
49-9021	Heating, air conditioning, and refrigeration mechanics and installers	#	#	\$27.89	\$58,019	4.13	\$20.32	\$22.18	\$26.65	\$34.08	\$37.31	\$42,269	\$46,140	\$55,427	\$70,889	\$77,611
49-9031	Home appliance repairers	50	27.13	\$21.73	\$45,198	10.58	\$11.16	\$13.81	\$19.08	\$29.42	\$35.64	\$23,206	\$28,717	\$39,696	\$61,200	\$74,122
49-9041	Industrial machinery mechanics	440	4.29	\$28.30	\$58,859	2.43	\$20.49	\$25.07	\$28.05	\$31.38	\$37.60	\$42,627	\$52,156	\$58,339	\$65,262	\$78,206
49-9043	Maintenance workers, machinery	20	49.7	\$24.79	\$51,569	3.55	\$20.27	\$22.00	\$24.64	\$27.64	\$29.45	\$42,165	\$45,756	\$51,246	\$57,496	\$61,246
49-9051	Electrical power-line installers and repairers	60	0	\$35.64	\$74,132	2.27	\$23.51	\$31.31	\$37.09	\$41.56	\$45.99	\$48,895	\$65,118	\$77,140	\$86,451	\$95,652
49-9062	Medical equipment repairers	#	#	\$29.49	\$61,334	14.13	\$16.42	\$21.18	\$27.76	\$35.20	\$51.71	\$34,148	\$44,062	\$57,749	\$73,209	\$107,551
49-9069	Precision instrument and equipment repairers, all other	20	31.16	\$25.81	\$53,694	13.67	\$15.69	\$17.17	\$21.33	\$35.96	\$41.99	\$32,632	\$35,713	\$44,360	\$74,795	\$87,334
49-9071	Maintenance and repair workers, general	1,310	6.8	\$17.91	\$37,247	3.35	\$10.09	\$12.33	\$16.80	\$22.45	\$28.21	\$20,979	\$25,639	\$34,935	\$46,686	\$58,668
49-9094	Locksmiths and safe repairers	#	#	\$13.31	\$27,684	9.91	\$9.86	\$10.78	\$12.42	\$14.25	\$19.45	\$20,512	\$22,421	\$25,833	\$29,650	\$40,466
49-9098	Helpers--installation, maintenance, and repair workers	30	26.66	\$12.17	\$25,321	6.23	\$8.72	\$9.46	\$12.73	\$14.02	\$14.79	\$18,139	\$19,669	\$26,471	\$29,153	\$30,762
49-9099	Installation, maintenance, and repair workers, all other	240	23.38	\$15.47	\$32,186	6.74	\$10.25	\$11.73	\$13.58	\$19.02	\$23.79	\$21,323	\$24,389	\$28,255	\$39,569	\$49,486
<b>51-0000</b>	<b>Production</b>	<b>7,160</b>	<b>5.82</b>	<b>\$18.48</b>	<b>\$38,430</b>	<b>2.56</b>	<b>\$9.53</b>	<b>\$12.71</b>	<b>\$17.00</b>	<b>\$23.05</b>	<b>\$29.08</b>	<b>\$19,823</b>	<b>\$26,434</b>	<b>\$35,365</b>	<b>\$47,945</b>	<b>\$60,477</b>
51-1011	First-line supervisors of production and operating workers	430	8.72	\$31.98	\$66,511	1.93	\$20.59	\$24.96	\$30.22	\$37.30	\$47.41	\$42,826	\$51,907	\$62,851	\$77,593	\$98,618
51-2022	Electrical and electronic equipment assemblers	360	26.13	\$17.11	\$35,594	3.13	\$12.61	\$13.97	\$16.52	\$19.28	\$23.10	\$26,220	\$29,060	\$34,359	\$40,097	\$48,050
51-2023	Electromechanical equipment assemblers	200	42.75	\$19.90	\$41,385	5.91	\$14.39	\$16.54	\$19.88	\$23.10	\$26.55	\$29,925	\$34,403	\$41,343	\$48,058	\$55,222
51-2031	Engine and other machine assemblers	300	30.88	\$18.40	\$38,266	3.09	\$14.43	\$16.11	\$18.21	\$21.04	\$23.18	\$30,010	\$33,500	\$37,871	\$43,756	\$48,210
51-2041	Structural metal fabricators and fitters	60	48.63	\$20.86	\$43,380	4.85	\$14.82	\$17.71	\$21.18	\$24.53	\$27.81	\$30,830	\$36,833	\$44,049	\$51,020	\$57,841
51-2092	Team assemblers	290	15.25	\$15.08	\$31,362	3.72	\$9.52	\$11.29	\$14.69	\$17.85	\$21.62	\$19,809	\$23,478	\$30,558	\$37,133	\$44,969
51-2099	Assemblers and fabricators, all other	170	20.16	\$17.20	\$35,776	4.43	\$10.32	\$13.15	\$17.35	\$21.13	\$23.34	\$21,471	\$27,350	\$36,097	\$43,951	\$48,537
51-3011	Bakers	230	33.29	\$11.91	\$24,765	4.02	\$9.00	\$9.82	\$11.04	\$13.46	\$17.08	\$18,727	\$20,429	\$22,957	\$27,994	\$35,529
51-3021	Butchers and meat cutters	170	41.1	\$14.03	\$29,176	4.68	\$9.78	\$10.78	\$13.23	\$17.05	\$18.85	\$20,341	\$22,430	\$27,512	\$35,467	\$39,218
51-3091	Food and tobacco roasting, baking, and drying machine operators and tenders	80	26.89	\$15.21	\$31,634	12.39	\$8.50	\$8.90	\$16.49	\$20.81	\$22.89	\$17,677	\$18,514	\$34,290	\$43,291	\$47,620
51-3092	Food batchmakers	40	36.82	\$11.83	\$24,604	10.37	\$8.50	\$8.89	\$12.31	\$14.17	\$15.97	\$17,670	\$18,498	\$25,605	\$29,468	\$33,226
51-3099	Food processing workers, all other	30	12.96	\$14.13	\$29,381	2.61	\$10.32	\$11.74	\$14.06	\$16.52	\$18.30	\$21,474	\$24,410	\$29,241	\$34,362	\$38,069
51-4011	Computer-controlled machine tool operators, metal and plastic	210	26.27	\$17.77	\$36,954	8.49	\$10.54	\$11.96	\$17.27	\$22.38	\$26.95	\$21,916	\$24,886	\$35,932	\$46,554	\$56,066
51-4012	Computer numerically controlled machine tool programmers, metal and plastic	30	17.15	\$26.00	\$54,087	3.93	\$20.60	\$23.12	\$26.13	\$28.84	\$31.62	\$42,845	\$48,079	\$54,344	\$59,991	\$65,766
51-4031	Cutting, punching, and press machine setters, operators, and tenders, metal and plastic	20	31.24	\$15.12	\$31,442	16.56	\$10.03	\$10.89	\$14.48	\$19.56	\$22.39	\$20,869	\$22,650	\$30,108	\$40,684	\$46,578
51-4041	Machinists	360	19.28	\$20.78	\$43,219	4.87	\$12.88	\$16.57	\$20.57	\$25.81	\$29.26	\$26,799	\$34,460	\$42,783	\$53,680	\$60,855
51-4061	Model makers, metal and plastic	20	11.43	\$24.70	\$51,380	7.56	\$11.29	\$18.16	\$26.15	\$31.63	\$35.84	\$23,491	\$37,766	\$54,389	\$65,786	\$74,550
51-4072	Molding, coremaking, and casting machine setters, operators, and tenders, metal and plastic	190	43.91	\$15.11	\$31,426	4.6	\$10.16	\$11.34	\$14.00	\$17.60	\$22.81	\$21,125	\$23,594	\$29,114	\$36,599	\$47,436

# Data unavailable

Occupational Code	Occupational Title	Employment Estimate	Employment Percentage Relative Standard Error	Average Hourly Wage	Average Annual Wage	Wage Percentage Relative Standard Error	10th Percentile (Hourly)	25th Percentile (Hourly)	50th Percentile (Hourly)	75th Percentile (Hourly)	90th Percentile (Hourly)	10th Percentile (Annual)	25th Percentile (Annual)	50th Percentile (Annual)	75th Percentile (Annual)	90th Percentile (Annual)
51-4081	Multiple machine tool setters, operators, and tenders, metal and plastic	50	31.59	\$13.55	\$28,187	5.77	\$9.13	\$11.92	\$13.59	\$15.28	\$17.81	\$18,988	\$24,802	\$28,263	\$31,780	\$37,049
51-4111	Tool and die makers	10	32.11	\$27.17	\$56,512	7.94	\$20.74	\$23.07	\$26.82	\$30.95	\$35.69	\$43,133	\$47,986	\$55,777	\$64,378	\$74,236
51-4121	Welders, cutters, solderers, and brazers	320	32.9	\$21.12	\$43,940	3.51	\$15.35	\$17.02	\$20.26	\$24.25	\$28.96	\$31,930	\$35,404	\$42,138	\$50,446	\$60,233
51-4122	Welding, soldering, and brazing machine setters, operators, and tenders	20	39.09	\$21.48	\$44,682	6.66	\$13.04	\$14.78	\$24.72	\$27.75	\$29.55	\$27,133	\$30,742	\$51,421	\$57,716	\$61,461
51-5112	Printing press operators	130	15.89	\$18.11	\$37,659	5.45	\$10.80	\$13.19	\$16.45	\$23.34	\$28.70	\$22,466	\$27,436	\$34,223	\$48,547	\$59,699
51-5113	Print binding and finishing workers	30	11.35	\$15.11	\$31,420	3.34	\$8.77	\$9.94	\$15.60	\$20.19	\$22.48	\$18,241	\$20,674	\$32,458	\$41,999	\$46,758
51-6011	Laundry and dry-cleaning workers	#	#	\$9.72	\$20,211	2.68	\$8.41	\$8.67	\$9.11	\$9.88	\$11.85	\$17,486	\$18,037	\$18,955	\$20,548	\$24,649
51-6031	Sewing machine operators	40	20.65	\$11.20	\$23,299	9.92	\$8.47	\$8.83	\$11.01	\$13.58	\$14.69	\$17,615	\$18,361	\$22,895	\$28,256	\$30,565
51-7011	Cabinetmakers and bench carpenters	280	20.57	\$16.86	\$35,059	3.39	\$11.57	\$13.43	\$16.19	\$19.02	\$23.12	\$24,058	\$27,935	\$33,676	\$39,568	\$48,097
51-7041	Sawing machine setters, operators, and tenders, wood	30	41.37	\$13.09	\$27,228	3.43	\$10.35	\$11.83	\$13.24	\$14.45	\$15.25	\$21,526	\$24,617	\$27,542	\$30,051	\$31,725
51-7042	Woodworking machine setters, operators, and tenders, except sawing	#	#	\$11.54	\$23,999	8.07	\$9.87	\$10.31	\$11.05	\$11.78	\$15.99	\$20,530	\$21,449	\$22,981	\$24,512	\$33,265
51-8021	Stationary engineers and boiler operators	40	13.58	\$27.75	\$57,718	3.92	\$22.15	\$25.23	\$27.27	\$29.30	\$30.63	\$46,080	\$52,486	\$56,718	\$60,950	\$63,701
51-8031	Water and wastewater treatment plant and system operators	200	3.23	\$26.56	\$55,252	1.85	\$19.05	\$21.61	\$26.35	\$31.66	\$36.44	\$39,621	\$44,953	\$54,810	\$65,853	\$75,797
51-8099	Plant and system operators, all other	10	27.88	\$20.53	\$42,705	11.37	\$10.28	\$11.51	\$23.20	\$28.54	\$29.40	\$21,392	\$23,946	\$48,261	\$59,366	\$61,142
51-9012	Separating, filtering, clarifying, precipitating, and still machine setters, operators, and tenders	160	9.42	\$22.08	\$45,922	8.77	\$12.10	\$15.83	\$24.75	\$28.08	\$30.08	\$25,160	\$32,926	\$51,483	\$58,411	\$62,565
51-9021	Crushing, grinding, and polishing machine setters, operators, and tenders	40	29.27	\$18.03	\$37,501	12.46	\$12.72	\$13.76	\$16.14	\$21.27	\$26.47	\$26,449	\$28,622	\$33,567	\$44,233	\$55,062
51-9022	Grinding and polishing workers, hand	10	27	\$14.38	\$29,914	8	\$9.73	\$11.44	\$14.46	\$17.22	\$18.83	\$20,241	\$23,798	\$30,072	\$35,808	\$39,165
51-9023	Mixing and blending machine setters, operators, and tenders	40	39.8	\$14.36	\$29,860	8.12	\$12.19	\$12.73	\$13.63	\$14.53	\$15.07	\$25,355	\$26,479	\$28,353	\$30,226	\$31,350
51-9032	Cutting and slicing machine setters, operators, and tenders	#	#	\$16.48	\$34,270	6.36	\$12.65	\$13.66	\$15.46	\$19.32	\$22.23	\$26,302	\$28,411	\$32,165	\$40,191	\$46,233
51-9061	Inspectors, testers, sorters, samplers, and weighers	270	10.18	\$19.39	\$40,335	6.52	\$9.52	\$14.16	\$18.75	\$23.98	\$28.66	\$19,791	\$29,454	\$38,992	\$49,879	\$59,619
51-9071	Jewelers and precious stone and metal workers	40	35.07	\$14.02	\$29,160	12.28	\$8.52	\$8.96	\$12.22	\$15.76	\$23.95	\$17,724	\$18,633	\$25,419	\$32,790	\$49,823
51-9081	Dental laboratory technicians	#	#	\$19.79	\$41,168	18.61	\$12.57	\$13.79	\$16.36	\$24.02	\$35.01	\$26,145	\$28,675	\$34,033	\$49,958	\$72,824
51-9111	Packaging and filling machine operators and tenders	530	4.96	\$20.65	\$42,952	10.02	\$11.07	\$13.98	\$21.02	\$27.62	\$29.60	\$23,030	\$29,075	\$43,722	\$57,443	\$61,573
51-9121	Coating, painting, and spraying machine setters, operators, and tenders	90	6.55	\$18.30	\$38,069	10.64	\$12.56	\$14.30	\$17.42	\$22.35	\$26.75	\$26,127	\$29,746	\$36,228	\$46,481	\$55,644
51-9122	Painters, transportation equipment	60	28.22	\$30.76	\$63,972	12.02	\$11.84	\$15.23	\$26.07	\$47.90	\$57.03	\$24,628	\$31,682	\$54,226	\$99,628	\$118,627
51-9195	Molders, shapers, and casters, except metal and plastic	50	12.02	\$16.62	\$34,569	10.78	\$12.55	\$13.31	\$14.59	\$20.72	\$23.15	\$26,105	\$27,694	\$30,342	\$43,089	\$48,152
51-9198	Helpers--production workers	310	12.34	\$11.45	\$23,814	10.62	\$8.46	\$8.81	\$9.39	\$14.17	\$17.15	\$17,603	\$18,329	\$19,540	\$29,478	\$35,675
53-0000	Transportation and material moving	6,380	4.85	\$15.53	\$32,306	2.7	\$8.91	\$10.34	\$13.94	\$19.22	\$23.48	\$18,531	\$21,505	\$29,000	\$39,973	\$48,842
53-1021	First-line supervisors of helpers, laborers, and material movers,	150	12.39	\$22.69	\$47,196	6.4	\$9.25	\$17.06	\$22.70	\$29.30	\$34.87	\$19,243	\$35,485	\$47,214	\$60,937	\$72,539
53-1031	First-line supervisors of transportation and material-moving mach	100	13.63	\$27.75	\$57,711	3.64	\$16.83	\$20.39	\$25.92	\$33.95	\$42.10	\$35,003	\$42,419	\$53,906	\$70,616	\$87,577
53-2012	Commercial pilots	10	39.26	#	#	#	#	#	#	#	#	#	#	#	#	#
53-3021	Bus drivers, transit and intercity	110	13.34	\$16.19	\$33,677	6.06	\$8.79	\$9.64	\$17.01	\$21.61	\$23.58	\$18,288	\$20,043	\$35,379	\$44,949	\$49,044
53-3022	Bus drivers, school or special client	260	2.95	\$15.77	\$32,798	2.48	\$12.15	\$13.86	\$16.00	\$17.79	\$18.92	\$25,276	\$28,819	\$33,270	\$37,011	\$39,358
53-3031	Driver/sales workers	490	32.52	\$12.49	\$25,987	11.06	\$8.46	\$8.81	\$9.39	\$14.53	\$18.51	\$17,602	\$18,327	\$19,535	\$30,227	\$38,503
53-3032	Heavy and tractor-trailer truck drivers	970	9.24	\$17.69	\$36,799	7.04	\$9.35	\$11.62	\$17.27	\$22.33	\$27.15	\$19,454	\$24,170	\$35,921	\$46,449	\$56,481
53-3033	Light truck or delivery services drivers	1,000	15	\$16.82	\$34,996	6.66	\$9.69	\$11.37	\$15.37	\$20.19	\$28.06	\$20,154	\$23,659	\$31,976	\$41,999	\$58,374
53-3041	Taxi drivers and chauffeurs	100	22.4	\$10.38	\$21,597	6.21	\$8.49	\$8.87	\$9.69	\$11.66	\$13.74	\$17,651	\$18,449	\$20,150	\$24,263	\$28,572
53-3099	Motor vehicle operators, all other	110	32.22	\$14.16	\$29,455	4.34	\$10.18	\$10.94	\$13.42	\$16.97	\$18.82	\$21,184	\$22,749	\$27,906	\$35,293	\$39,153
53-6021	Parking lot attendants	#	#	\$10.32	\$21,464	5.28	\$8.45	\$8.79	\$9.34	\$11.86	\$13.86	\$17,581	\$18,275	\$19,431	\$24,661	\$28,839
53-6031	Automotive and watercraft service attendants	#	#	\$11.15	\$23,200	4.3	\$8.72	\$9.68	\$11.01	\$12.54	\$14.19	\$18,131	\$20,136	\$22,894	\$26,087	\$29,518
53-7021	Crane and tower operators	20	35.64	\$21.50	\$44,727	4.21	\$19.31	\$20.16	\$21.56	\$22.97	\$23.81	\$40,170	\$41,924	\$44,849	\$47,773	\$49,528
53-7032	Excavating and loading machine and dragline operators	40	48.6	#	#	#	#	#	#	#	#	#	#	#	#	#
53-7051	Industrial truck and tractor operators	320	15.97	\$15.39	\$32,016	3.56	\$10.36	\$12.38	\$14.40	\$18.39	\$22.15	\$21,540	\$25,749	\$29,945	\$38,251	\$46,077

# Data unavailable

Occupational Code	Occupational Title	Employment Estimate	Employment Percentage Relative Standard Error	Average Hourly Wage	Average Annual Wage	Wage Percentage Relative Standard Error	10th Percentile (Hourly)	25th Percentile (Hourly)	50th Percentile (Hourly)	75th Percentile (Hourly)	90th Percentile (Hourly)	10th Percentile (Annual)	25th Percentile (Annual)	50th Percentile (Annual)	75th Percentile (Annual)	90th Percentile (Annual)
53-7061	Cleaners of vehicles and equipment	310	28.14	\$11.09	\$23,066	4.73	\$8.61	\$9.17	\$10.55	\$12.24	\$14.33	\$17,902	\$19,078	\$21,936	\$25,454	\$29,801
53-7062	Laborers and freight, stock, and material movers, hand	1,490	10.79	\$13.65	\$28,389	3.68	\$8.97	\$10.20	\$12.75	\$16.18	\$20.79	\$18,657	\$21,208	\$26,510	\$33,662	\$43,245
53-7064	Packers and packagers, hand	220	18.97	\$9.69	\$20,162	3.01	\$8.39	\$8.63	\$9.03	\$9.48	\$12.14	\$17,452	\$17,953	\$18,789	\$19,726	\$25,248
53-7081	Refuse and recyclable material collectors	130	41.29	\$16.16	\$33,615	15.32	\$8.79	\$9.75	\$13.83	\$18.64	\$25.56	\$18,280	\$20,276	\$28,770	\$38,761	\$53,170



Occupational Code	Occupational Title	Employment Estimate	Employment Percentage Relative Standard Error	Average Hourly Wage	Average Annual Wage	Wage Percentage Relative Standard Error	10th Percentile (Hourly)	25th Percentile (Hourly)	50th Percentile (Hourly)	75th Percentile (Hourly)	90th Percentile (Hourly)	10th Percentile (Annual)	25th Percentile (Annual)	50th Percentile (Annual)	75th Percentile (Annual)	90th Percentile (Annual)
<b>00-0000</b>	<b>Total all occupations</b>	<b>59,140</b>	<b>1.99</b>	<b>\$20.73</b>	<b>\$43,109</b>	<b>2.16</b>	<b>\$9.03</b>	<b>\$11.09</b>	<b>\$16.37</b>	<b>\$25.06</b>	<b>\$36.90</b>	<b>\$18,781</b>	<b>\$23,064</b>	<b>\$34,042</b>	<b>\$52,134</b>	<b>\$76,748</b>
<b>11-0000</b>	<b>Management</b>	<b>1,970</b>	<b>5.08</b>	<b>\$46.53</b>	<b>\$96,788</b>	<b>2.5</b>	<b>\$20.90</b>	<b>\$30.15</b>	<b>\$40.73</b>	<b>\$55.30</b>	<b>\$77.33</b>	<b>\$43,482</b>	<b>\$62,702</b>	<b>\$84,724</b>	<b>\$115,024</b>	<b>\$160,837</b>
11-1021	General and operations managers	930	7.99	\$46.78	\$97,308	4.29	\$18.65	\$26.70	\$37.33	\$54.53	\$91.32	\$38,795	\$55,534	\$77,648	\$113,412	\$189,946
11-2021	Marketing managers	20	13.83	\$57.22	\$119,016	9.07	\$32.24	\$38.27	\$52.91	\$65.13	\$91.03	\$67,051	\$79,599	\$110,051	\$135,480	\$189,340
11-2022	Sales managers	#	#	\$53.20	\$110,657	5.87	\$27.81	\$33.54	\$45.16	\$74.45	\$90.01	\$57,836	\$69,762	\$93,925	\$154,862	\$187,228
11-3011	Administrative services managers	40	8.69	\$36.14	\$75,169	5.62	\$20.34	\$23.42	\$38.70	\$45.46	\$54.66	\$42,301	\$48,721	\$80,488	\$94,554	\$113,684
11-3021	Computer and information systems managers	30	15.66	\$52.60	\$109,416	10.27	\$33.87	\$40.52	\$45.74	\$57.72	\$82.12	\$70,444	\$84,273	\$95,148	\$120,057	\$170,819
11-3031	Financial managers	60	9.45	\$56.98	\$118,519	8.34	\$33.75	\$41.72	\$49.79	\$61.64	#	\$70,203	\$86,777	\$103,561	\$128,215	#
11-3051	Industrial production managers	20	19.28	\$51.96	\$108,079	9.87	\$26.51	\$30.49	\$48.08	\$59.03	\$88.76	\$55,149	\$63,417	\$100,008	\$122,788	\$184,622
11-3071	Transportation, storage, and distribution managers	30	12.04	\$46.58	\$96,888	3.88	\$32.41	\$35.87	\$45.49	\$52.24	\$62.57	\$67,417	\$74,612	\$94,624	\$108,659	\$130,149
11-3121	Human resources managers	10	18.29	\$49.91	\$103,807	6.99	\$35.62	\$40.47	\$46.62	\$59.41	\$73.63	\$74,096	\$84,173	\$96,979	\$123,569	\$153,149
11-9021	Construction managers	80	30.6	\$38.21	\$79,477	7.96	\$17.29	\$26.25	\$35.60	\$53.00	\$62.35	\$35,966	\$54,590	\$74,052	\$110,235	\$129,689
11-9032	Education administrators, elementary and secondary school	100	0.42	#	\$84,228	2.78	#	#	#	#	#	\$65,123	\$72,525	\$84,870	\$97,759	\$105,254
11-9041	Architectural and engineering managers	20	25.37	\$74.13	\$154,191	17.25	\$42.11	\$50.50	\$58.57	#	#	\$87,579	\$105,047	\$121,817	#	#
11-9051	Food service managers	50	28.42	\$31.34	\$65,181	13.24	\$16.70	\$19.32	\$28.51	\$36.26	\$54.69	\$34,731	\$40,194	\$59,302	\$75,411	\$113,747
11-9111	Medical and health services managers	160	8.67	\$52.43	\$109,061	4.9	\$30.55	\$39.15	\$48.08	\$59.44	\$75.53	\$63,553	\$81,422	\$100,005	\$123,635	\$157,101
11-9121	Natural sciences managers	10	0	\$45.68	\$95,015	2.78	\$38.24	\$40.49	\$43.88	\$52.17	\$55.33	\$79,540	\$84,227	\$91,263	\$108,504	\$115,082
11-9141	Property, real estate, and community association managers	20	48.29	\$31.42	\$65,343	26.96	\$16.33	\$17.89	\$35.86	\$43.20	\$46.68	\$33,966	\$37,204	\$74,584	\$89,858	\$97,095
11-9151	Social and community service managers	50	22.05	\$34.24	\$71,218	3.64	\$19.79	\$31.53	\$34.93	\$38.37	\$47.42	\$41,160	\$65,576	\$72,663	\$79,820	\$98,626
11-9199	Managers, all other	150	6.28	\$48.39	\$100,649	2.67	\$30.45	\$36.77	\$50.18	\$58.63	\$67.12	\$63,337	\$76,481	\$104,366	\$121,944	\$139,611
<b>13-0000</b>	<b>Business and financial operations</b>	<b>2,450</b>	<b>6.01</b>	<b>\$30.90</b>	<b>\$64,276</b>	<b>2.31</b>	<b>\$16.05</b>	<b>\$21.02</b>	<b>\$28.01</b>	<b>\$37.57</b>	<b>\$48.47</b>	<b>\$33,389</b>	<b>\$43,712</b>	<b>\$58,256</b>	<b>\$78,150</b>	<b>\$100,814</b>
13-1022	Wholesale and retail buyers, except farm products	30	29.96	\$22.98	\$47,795	10.97	\$13.58	\$15.99	\$21.72	\$29.15	\$35.74	\$28,246	\$33,266	\$45,176	\$60,636	\$74,329
13-1023	Purchasing agents, except wholesale, retail, and farm products	80	9.25	\$24.73	\$51,433	4.34	\$15.83	\$18.60	\$22.73	\$28.80	\$36.98	\$32,917	\$38,678	\$47,287	\$59,900	\$76,908
13-1031	Claims adjusters, examiners, and investigators	50	37.73	\$24.87	\$51,724	15.34	\$13.06	\$14.41	\$23.22	\$33.78	\$39.58	\$27,165	\$29,968	\$48,294	\$70,268	\$82,335
13-1041	Compliance officers, except agriculture, construction, health and safety, and transportation	#	#	\$37.52	\$78,038	6.52	\$21.06	\$25.59	\$31.53	\$42.90	\$64.45	\$43,806	\$53,232	\$65,588	\$89,236	\$134,062
13-1051	Cost estimators	170	18.45	\$29.25	\$60,834	7.94	\$14.04	\$21.12	\$28.87	\$38.56	\$44.41	\$29,211	\$43,937	\$60,050	\$80,215	\$92,366
13-1071	Human resources specialists	160	7.99	\$29.12	\$60,571	5.65	\$16.09	\$20.14	\$25.15	\$34.39	\$44.13	\$33,472	\$41,881	\$52,306	\$71,524	\$91,797
13-1081	Logisticians	20	41.98	\$30.72	\$63,890	7.66	\$18.40	\$25.59	\$29.06	\$37.46	\$45.04	\$38,282	\$53,231	\$60,441	\$77,914	\$93,692
13-1111	Management analysts	140	40.74	\$35.26	\$73,345	3.25	\$24.28	\$27.63	\$34.30	\$42.48	\$47.69	\$50,503	\$57,468	\$71,336	\$88,362	\$99,189
13-1121	Meeting, convention, and event planners	10	16.12	\$24.93	\$51,862	3.49	\$18.76	\$21.58	\$25.24	\$28.54	\$30.62	\$39,023	\$44,882	\$52,494	\$59,372	\$63,687
13-1131	Fundraisers	30	21.6	\$21.86	\$45,470	7.72	\$12.92	\$14.28	\$18.36	\$25.21	\$38.24	\$26,878	\$29,712	\$38,183	\$52,438	\$79,542
13-1141	Compensation, benefits, and job analysis specialists	10	15.13	\$31.41	\$65,325	5.34	\$21.41	\$25.91	\$29.63	\$35.29	\$49.75	\$44,534	\$53,902	\$61,626	\$73,403	\$103,489
13-1151	Training and development specialists	70	26.06	\$24.24	\$50,419	3.97	\$13.53	\$16.37	\$22.18	\$29.72	\$41.51	\$28,153	\$34,051	\$46,139	\$61,817	\$86,335
13-1161	Market research analysts and marketing specialists	140	14.82	\$24.19	\$50,316	8.04	\$11.95	\$15.22	\$20.11	\$30.51	\$44.15	\$24,850	\$31,661	\$41,830	\$63,453	\$91,825
13-1199	Business operations specialists, all other	600	11.87	\$33.69	\$70,071	4.05	\$19.19	\$24.46	\$29.91	\$43.87	\$55.02	\$39,910	\$50,875	\$62,213	\$91,257	\$114,447
13-2011	Accountants and auditors	460	8.28	\$30.83	\$64,136	3.6	\$19.39	\$22.08	\$28.73	\$37.09	\$45.39	\$40,337	\$45,936	\$59,752	\$77,146	\$94,401
13-2021	Appraisers and assessors of real estate	100	46.73	\$21.45	\$44,623	7.26	\$15.88	\$17.25	\$19.83	\$23.56	\$31.97	\$33,036	\$35,878	\$41,236	\$49,008	\$66,504
13-2041	Credit analysts	10	23.74	\$28.53	\$59,346	4.79	\$20.50	\$22.62	\$26.94	\$33.00	\$41.94	\$42,649	\$47,048	\$56,035	\$68,643	\$87,238
13-2052	Personal financial advisors	60	29.03	\$34.02	\$70,766	24.04	\$12.69	\$16.79	\$27.50	\$34.08	\$62.46	\$26,389	\$34,919	\$57,195	\$70,885	\$129,918
13-2072	Loan officers	80	17.46	\$51.34	\$106,785	15.07	\$18.24	\$30.85	\$39.88	\$57.16	#	\$37,946	\$64,168	\$82,960	\$118,890	#
13-2081	Tax examiners and collectors, and revenue agents	20	0	\$28.97	\$60,259	2.31	\$17.92	\$21.43	\$29.62	\$30.97	\$43.87	\$37,269	\$44,564	\$61,612	\$64,428	\$91,254
13-2082	Tax preparers	40	45.64	\$18.27	\$38,000	13.11	\$9.06	\$11.29	\$19.99	\$23.21	\$25.57	\$18,844	\$23,473	\$41,575	\$48,277	\$53,187
13-2099	Financial specialists, all other	20	46.52	\$29.48	\$61,319	26.51	\$10.81	\$13.58	\$35.95	\$42.80	\$46.06	\$22,484	\$28,238	\$74,774	\$89,028	\$95,794
<b>15-0000</b>	<b>Computer and mathematical</b>	<b>590</b>	<b>8.99</b>	<b>\$33.69</b>	<b>\$70,071</b>	<b>3.05</b>	<b>\$16.60</b>	<b>\$22.71</b>	<b>\$32.66</b>	<b>\$42.80</b>	<b>\$52.74</b>	<b>\$34,522</b>	<b>\$47,231</b>	<b>\$67,932</b>	<b>\$89,025</b>	<b>\$109,700</b>
15-1121	Computer systems analysts	40	17.58	\$43.40	\$90,271	2.3	\$27.20	\$31.95	\$40.05	\$46.36	\$81.15	\$56,580	\$66,447	\$83,301	\$96,437	\$168,783
15-1131	Computer programmers	30	32.91	\$34.18	\$71,104	5.65	\$20.80	\$25.32	\$32.07	\$41.85	\$55.05	\$43,257	\$52,665	\$66,715	\$87,049	\$114,502
15-1132	Software developers, applications	100	22.13	\$39.14	\$81,419	5.56	\$25.63	\$32.90	\$38.64	\$46.21	\$54.07	\$53,305	\$68,436	\$80,362	\$96,124	\$112,458
15-1134	Web developers	10	34.81	\$22.25	\$46,288	9.52	\$13.38	\$15.08	\$18.91	\$31.47	\$35.72	\$27,824	\$31,363	\$39,337	\$65,467	\$74,307
15-1141	Database administrators	40	42.83	\$45.39	\$94,419	5.8	\$38.19	\$40.88	\$45.06	\$52.52	\$58.35	\$79,425	\$85,027	\$93,730	\$109,252	\$121,368

# Data unavailable

Occupational Code	Occupational Title	Employment Estimate	Employment Percentage Relative Standard Error	Average Hourly Wage	Average Annual Wage	Wage Percentage Relative Standard Error	10th Percentile (Hourly)	25th Percentile (Hourly)	50th Percentile (Hourly)	75th Percentile (Hourly)	90th Percentile (Hourly)	10th Percentile (Annual)	25th Percentile (Annual)	50th Percentile (Annual)	75th Percentile (Annual)	90th Percentile (Annual)
15-1142	Network and computer systems administrators	110	10.4	\$32.74	\$68,093	2.77	\$20.69	\$25.23	\$31.56	\$37.91	\$47.97	\$43,034	\$52,473	\$65,650	\$78,862	\$99,780
15-1143	Computer network architects	30	44.17	\$44.06	\$91,653	7.48	\$27.62	\$33.77	\$44.10	\$55.32	\$64.95	\$57,442	\$70,238	\$91,719	\$115,066	\$135,104
15-1151	Computer user support specialists	130	20.7	\$20.10	\$41,818	4.01	\$9.85	\$16.04	\$19.71	\$24.44	\$28.98	\$20,485	\$33,357	\$41,006	\$50,843	\$60,288
15-1152	Computer network support specialists	10	44.21	\$27.80	\$57,817	21.02	\$15.31	\$16.60	\$18.76	\$34.82	\$47.20	\$31,839	\$34,529	\$39,012	\$72,425	\$98,171
15-1199	Computer occupations, all other	50	23.15	\$33.83	\$70,375	4.1	\$19.93	\$22.71	\$32.99	\$42.75	\$45.48	\$41,448	\$47,239	\$68,610	\$88,913	\$94,590
15-2031	Operations research analysts	#	#	\$42.86	\$89,143	5.49	\$30.85	\$35.08	\$42.28	\$52.54	\$58.22	\$64,164	\$72,959	\$87,948	\$109,292	\$121,093
<b>17-0000</b>	<b>Architecture and engineering</b>	<b>830</b>	<b>8.32</b>	<b>\$35.21</b>	<b>\$73,230</b>	<b>3.97</b>	<b>\$17.79</b>	<b>\$23.60</b>	<b>\$32.91</b>	<b>\$45.11</b>	<b>\$56.12</b>	<b>\$36,993</b>	<b>\$49,098</b>	<b>\$68,449</b>	<b>\$93,831</b>	<b>\$116,731</b>
17-1011	Architects, except landscape and naval	#	#	\$21.23	\$44,157	22.18	\$15.56	\$16.29	\$17.51	\$18.73	\$28.98	\$32,362	\$33,886	\$36,426	\$38,966	\$60,279
17-1021	Cartographers and photogrammetrists	10	15.65	\$30.26	\$62,938	4.02	\$21.67	\$25.19	\$30.13	\$35.08	\$39.35	\$45,069	\$52,405	\$62,663	\$72,972	\$81,856
17-1022	Surveyors	90	25.88	\$26.27	\$54,636	10.45	\$16.39	\$18.27	\$23.29	\$34.39	\$42.13	\$34,093	\$37,996	\$48,444	\$71,540	\$87,634
17-2051	Civil engineers	170	15.85	\$40.40	\$84,033	3.28	\$26.83	\$31.64	\$40.63	\$46.76	\$56.26	\$55,813	\$65,819	\$84,501	\$97,252	\$117,025
17-2071	Electrical engineers	20	29.89	\$40.28	\$83,776	6.74	\$24.36	\$33.95	\$38.90	\$49.58	\$56.49	\$50,670	\$60,614	\$80,915	\$103,131	\$117,493
17-2081	Environmental engineers	#	#	\$40.13	\$83,475	2.17	\$26.22	\$29.54	\$38.12	\$46.81	\$61.18	\$54,528	\$61,439	\$79,293	\$97,373	\$127,249
17-2112	Industrial engineers	30	16.82	\$35.24	\$73,298	8.13	\$19.62	\$23.43	\$28.92	\$46.12	\$64.52	\$40,807	\$48,743	\$60,145	\$95,928	\$134,193
17-2141	Mechanical engineers	30	25.75	\$36.60	\$76,131	3.45	\$21.00	\$26.83	\$35.56	\$46.95	\$56.01	\$43,670	\$55,800	\$73,964	\$97,665	\$116,496
17-2171	Petroleum engineers	160	31.52	\$44.64	\$92,851	8.53	\$17.39	\$28.91	\$49.42	\$56.41	\$61.28	\$36,181	\$60,139	\$102,799	\$117,342	\$127,453
17-3011	Architectural and civil drafters	20	39.46	\$22.93	\$47,689	2.88	\$19.37	\$20.53	\$22.45	\$24.38	\$29.69	\$40,300	\$42,702	\$46,705	\$50,720	\$61,751
17-3013	Mechanical drafters	20	29.61	\$21.14	\$43,966	10.42	\$15.29	\$17.13	\$20.23	\$23.64	\$32.51	\$31,813	\$35,624	\$42,074	\$49,180	\$67,613
17-3019	Drafters, all other	#	#	\$26.39	\$54,883	8.28	\$19.21	\$20.60	\$22.91	\$33.65	\$37.26	\$39,949	\$42,841	\$47,660	\$69,990	\$77,495
17-3022	Civil engineering technicians	20	4.59	\$28.18	\$58,604	2.31	\$24.22	\$25.56	\$28.12	\$30.55	\$34.16	\$50,372	\$53,162	\$58,499	\$63,554	\$71,055
17-3026	Industrial engineering technicians	10	0	\$20.80	\$43,254	2.62	\$15.31	\$16.95	\$19.72	\$22.75	\$26.55	\$31,852	\$35,258	\$41,014	\$47,327	\$55,221
17-3029	Engineering technicians, except drafters, all other	50	9.27	\$32.16	\$66,892	6.67	\$19.07	\$28.94	\$33.54	\$36.60	\$42.37	\$39,665	\$60,201	\$69,758	\$76,137	\$88,120
17-3031	Surveying and mapping technicians	50	22.48	\$24.05	\$50,029	5.64	\$14.66	\$20.87	\$24.83	\$28.16	\$30.18	\$30,499	\$43,420	\$51,654	\$58,572	\$62,783
<b>19-0000</b>	<b>Life, physical, and social science</b>	<b>640</b>	<b>5.41</b>	<b>\$30.93</b>	<b>\$64,332</b>	<b>2.88</b>	<b>\$15.69</b>	<b>\$21.58</b>	<b>\$29.40</b>	<b>\$39.05</b>	<b>\$47.56</b>	<b>\$32,631</b>	<b>\$44,884</b>	<b>\$61,152</b>	<b>\$81,229</b>	<b>\$98,935</b>
19-1031	Conservation scientists	50	30.32	\$27.10	\$56,364	2.13	\$19.94	\$21.90	\$24.57	\$32.84	\$36.61	\$41,479	\$45,556	\$51,112	\$68,312	\$76,142
19-2031	Chemists	20	17.42	\$27.36	\$56,908	4.98	\$18.98	\$24.09	\$27.70	\$32.44	\$36.42	\$39,481	\$50,115	\$57,625	\$67,480	\$75,757
19-2041	Environmental scientists and specialists, including health	90	8.15	\$34.72	\$72,218	4.7	\$18.93	\$22.88	\$31.18	\$42.96	\$56.79	\$39,376	\$47,598	\$64,845	\$89,358	\$118,132
19-2042	Geoscientists, except hydrologists and geographers	90	27.64	\$36.21	\$75,315	8.85	\$21.73	\$26.39	\$38.19	\$45.61	\$49.42	\$45,193	\$54,895	\$79,435	\$94,861	\$102,786
19-2043	Hydrologists	30	11.2	\$42.52	\$88,432	3.92	\$29.01	\$35.99	\$41.63	\$48.32	\$58.38	\$60,332	\$74,867	\$86,588	\$100,499	\$121,425
19-3031	Clinical, counseling, and school psychologists	40	6.7	\$40.68	\$84,622	3.37	\$31.48	\$34.48	\$39.36	\$45.98	\$50.34	\$65,483	\$71,723	\$81,869	\$95,646	\$104,705
19-3051	Urban and regional planners	20	5.63	\$31.18	\$64,850	5.94	\$21.75	\$26.60	\$32.61	\$35.97	\$38.14	\$45,242	\$55,336	\$67,819	\$74,810	\$79,338
19-4021	Biological technicians	20	0	\$17.60	\$36,601	3.24	\$15.35	\$15.36	\$17.11	\$18.87	\$23.79	\$31,931	\$31,939	\$35,590	\$39,243	\$49,488
19-4031	Chemical technicians	10	23.9	\$19.11	\$39,751	12.15	\$13.05	\$14.63	\$17.14	\$24.74	\$28.92	\$27,136	\$30,427	\$35,648	\$51,465	\$60,162
19-4041	Geological and petroleum technicians	#	#	\$28.57	\$59,422	9.95	\$19.51	\$21.15	\$23.88	\$34.73	\$44.08	\$40,583	\$43,987	\$49,672	\$72,231	\$91,679
19-4091	Environmental science and protection technicians, including health	20	3.61	\$28.40	\$59,069	4.03	\$18.70	\$23.63	\$27.50	\$33.42	\$40.88	\$38,894	\$49,154	\$57,202	\$69,517	\$85,024
19-4092	Forensic science technicians	10	0.56	\$27.21	\$56,603	2.66	\$18.43	\$20.66	\$23.58	\$35.82	\$43.13	\$38,345	\$42,970	\$49,038	\$74,513	\$89,701
19-4099	Life, physical, and social science technicians, all other	30	6.77	\$24.91	\$51,807	2.45	\$15.86	\$18.26	\$23.28	\$30.26	\$36.60	\$32,995	\$37,988	\$48,417	\$62,932	\$76,130
<b>21-0000</b>	<b>Community and social services</b>	<b>1,320</b>	<b>11.51</b>	<b>\$20.45</b>	<b>\$42,537</b>	<b>3.85</b>	<b>\$10.68</b>	<b>\$14.40</b>	<b>\$18.86</b>	<b>\$25.19</b>	<b>\$31.64</b>	<b>\$22,215</b>	<b>\$29,958</b>	<b>\$39,222</b>	<b>\$52,393</b>	<b>\$65,819</b>
21-1012	Educational, guidance, school, and vocational counselors	110	0.89	\$23.38	\$48,628	2.19	\$16.95	\$19.79	\$22.98	\$27.15	\$30.61	\$35,266	\$41,166	\$47,795	\$56,473	\$63,667
21-1013	Marriage and family therapists	20	42.08	\$20.65	\$42,945	12.27	\$13.55	\$15.89	\$20.57	\$25.49	\$28.63	\$28,193	\$33,056	\$42,780	\$53,020	\$59,542
21-1014	Mental health counselors	240	14.31	\$19.90	\$41,400	8.47	\$10.39	\$15.51	\$18.35	\$24.93	\$29.25	\$21,621	\$32,254	\$38,169	\$51,859	\$60,845
21-1015	Rehabilitation counselors	#	#	\$16.84	\$35,031	7.64	\$9.50	\$11.03	\$15.45	\$22.48	\$26.74	\$19,757	\$22,946	\$32,146	\$46,760	\$55,625
21-1021	Child, family, and school social workers	200	7.43	\$21.20	\$44,105	3.87	\$14.91	\$17.05	\$20.55	\$23.81	\$30.79	\$31,008	\$35,460	\$42,750	\$49,529	\$64,043
21-1022	Healthcare social workers	70	25.09	\$29.71	\$61,805	7.58	\$16.51	\$18.66	\$27.37	\$36.50	\$45.95	\$34,339	\$38,816	\$56,925	\$75,928	\$95,586
21-1023	Mental health and substance abuse social workers	20	28.53	\$16.62	\$34,567	6.26	\$12.76	\$13.75	\$15.40	\$17.90	\$25.27	\$26,534	\$28,610	\$32,027	\$37,238	\$52,554
21-1091	Health educators	#	#	\$24.78	\$51,546	3.43	\$20.32	\$22.11	\$25.01	\$27.90	\$29.64	\$42,275	\$45,985	\$52,014	\$58,036	\$61,649
21-1092	Probation officers and correctional treatment specialists	120	16.08	\$25.77	\$53,594	6.26	\$17.53	\$21.93	\$24.42	\$29.66	\$36.12	\$36,456	\$45,615	\$50,796	\$61,697	\$75,134
21-1093	Social and human service assistants	160	13.56	\$14.98	\$31,162	2.12	\$11.74	\$12.93	\$14.47	\$16.89	\$18.74	\$24,422	\$26,894	\$30,090	\$35,138	\$38,989
21-1094	Community health workers	10	27.86	\$17.39	\$36,180	4.71	\$13.18	\$15.11	\$17.05	\$18.96	\$22.82	\$27,415	\$31,425	\$35,469	\$39,427	\$47,470

# Data unavailable

Occupational Code	Occupational Title	Employment Estimate	Employment Percentage Relative Standard Error	Average Hourly Wage	Average Annual Wage	Wage Percentage Relative Standard Error	10th Percentile (Hourly)	25th Percentile (Hourly)	50th Percentile (Hourly)	75th Percentile (Hourly)	90th Percentile (Hourly)	10th Percentile (Annual)	25th Percentile (Annual)	50th Percentile (Annual)	75th Percentile (Annual)	90th Percentile (Annual)
21-1099	Community and social service specialists, all other	170	44.28	\$14.04	\$29,202	8.33	\$8.55	\$9.02	\$12.39	\$15.41	\$25.74	\$17,778	\$18,767	\$25,768	\$32,049	\$53,537
21-2011	Clergy	20	25.79	\$29.72	\$61,809	2.79	\$21.03	\$24.13	\$28.82	\$34.52	\$40.99	\$43,739	\$50,192	\$59,948	\$71,801	\$85,265
<b>23-0000</b>	<b>Legal</b>	<b>380</b>	<b>13.71</b>	<b>\$34.41</b>	<b>\$71,570</b>	<b>8.51</b>	<b>\$17.21</b>	<b>\$20.55</b>	<b>\$26.32</b>	<b>\$35.87</b>	<b>\$63.23</b>	<b>\$35,805</b>	<b>\$42,742</b>	<b>\$54,742</b>	<b>\$74,618</b>	<b>\$131,525</b>
23-1011	Lawyers	200	27.47	\$42.97	\$89,372	16	\$21.09	\$24.25	\$32.82	\$46.82	\$79.86	\$43,873	\$50,435	\$68,268	\$97,392	\$166,114
23-2011	Paralegals and legal assistants	110	4.63	\$21.20	\$44,095	5.75	\$15.39	\$17.24	\$20.52	\$24.08	\$29.42	\$32,013	\$35,865	\$42,687	\$50,078	\$61,188
23-2093	Title examiners, abstractors, and searchers	10	39.06	\$22.51	\$46,822	5.78	\$17.16	\$19.63	\$21.87	\$24.04	\$31.22	\$35,696	\$40,839	\$45,492	\$50,008	\$64,928
23-2099	Legal support workers, all other	30	5.44	\$21.36	\$44,437	2.67	\$15.69	\$17.21	\$20.15	\$23.73	\$28.16	\$32,636	\$35,793	\$41,911	\$49,360	\$58,579
<b>25-0000</b>	<b>Education, training, and library</b>	<b>3,190</b>	<b>1.5</b>	<b>\$21.46</b>	<b>\$44,633</b>	<b>2.36</b>	<b>\$12.50</b>	<b>\$15.73</b>	<b>\$20.19</b>	<b>\$26.86</b>	<b>\$32.72</b>	<b>\$25,992</b>	<b>\$32,709</b>	<b>\$42,001</b>	<b>\$55,860</b>	<b>\$68,048</b>
25-1071	Health specialties teachers, postsecondary	50	16.39	#	\$47,033	7.81	#	#	#	#	#	\$31,633	\$34,445	\$39,132	\$64,068	\$74,884
25-1194	Vocational education teachers, postsecondary	60	20.03	\$21.29	\$44,278	11.58	\$13.67	\$16.18	\$20.27	\$25.22	\$30.76	\$28,439	\$33,658	\$42,153	\$52,449	\$63,975
25-2011	Preschool teachers, except special education	60	33.46	\$16.44	\$34,203	14.84	\$9.81	\$10.66	\$15.13	\$20.44	\$28.33	\$20,409	\$22,166	\$31,477	\$42,508	\$58,916
25-2021	Elementary school teachers, except special education	650	0.74	#	\$48,000	2.5	#	#	#	#	#	\$33,804	\$37,515	\$45,826	\$57,112	\$65,758
25-2022	Middle school teachers, except special and career/technical educa	300	1.06	#	\$48,551	2.51	#	#	#	#	#	\$34,163	\$38,168	\$46,019	\$57,580	\$70,615
25-2052	Special education teachers, kindergarten and elementary school	90	0.45	#	\$50,128	2.44	#	#	#	#	#	\$34,637	\$39,160	\$47,339	\$60,564	\$73,211
25-2054	Special education teachers, secondary school	90	1.07	#	\$54,149	3.49	#	#	#	#	#	\$35,885	\$42,875	\$53,997	\$62,513	\$75,296
25-3021	Self-enrichment education teachers	90	33.37	\$17.73	\$36,879	6.18	\$10.90	\$15.21	\$17.37	\$20.19	\$23.43	\$22,678	\$31,639	\$36,127	\$42,000	\$48,728
25-3097	Teachers and instructors, all other, except substitute teachers	70	19.18	#	\$29,298	14.13	#	#	#	#	#	\$19,043	\$20,354	\$22,559	\$26,420	\$59,676
25-4021	Librarians	40	4.6	\$30.12	\$62,654	2.04	\$20.17	\$24.75	\$29.98	\$35.98	\$39.50	\$41,957	\$51,478	\$62,364	\$74,848	\$82,150
25-4031	Library technicians	60	3.75	\$15.99	\$33,250	2.27	\$12.77	\$13.78	\$15.58	\$18.01	\$20.05	\$26,553	\$28,653	\$32,402	\$37,465	\$41,713
25-9031	Instructional coordinators	60	4.44	\$26.51	\$55,146	2.77	\$19.49	\$21.60	\$25.59	\$30.48	\$37.53	\$40,538	\$44,923	\$53,228	\$63,406	\$78,062
25-9041	Teacher assistants	620	2.56	#	\$28,100	3.13	#	#	#	#	#	\$21,655	\$25,270	\$28,044	\$30,834	\$35,692
25-9099	Education, training, and library workers, all other	20	15.91	\$19.57	\$40,705	8.08	\$9.81	\$13.95	\$19.03	\$24.09	\$30.21	\$20,403	\$29,026	\$39,579	\$50,099	\$62,833
<b>27-0000</b>	<b>Arts, design, entertainment, sports, and media</b>	<b>640</b>	<b>7.15</b>	<b>\$18.73</b>	<b>\$38,952</b>	<b>4.02</b>	<b>\$9.34</b>	<b>\$11.55</b>	<b>\$16.40</b>	<b>\$23.17</b>	<b>\$32.79</b>	<b>\$19,422</b>	<b>\$24,018</b>	<b>\$34,107</b>	<b>\$48,199</b>	<b>\$68,213</b>
27-1023	Floral designers	30	33.96	\$11.16	\$23,217	11.28	\$8.54	\$9.01	\$10.20	\$12.84	\$15.68	\$17,768	\$18,743	\$21,212	\$26,712	\$32,622
27-1024	Graphic designers	80	27.08	\$22.24	\$46,267	6	\$15.61	\$16.74	\$18.62	\$25.93	\$35.00	\$32,472	\$34,818	\$38,728	\$53,930	\$72,796
27-1026	Merchandise displayers and window trimmers	#	#	\$11.44	\$23,791	14.54	\$8.46	\$8.80	\$9.37	\$13.60	\$17.00	\$17,594	\$18,308	\$19,499	\$28,292	\$35,355
27-2012	Producers and directors	30	6.29	\$21.34	\$44,391	10.45	\$8.94	\$14.33	\$21.23	\$27.27	\$35.31	\$18,601	\$29,805	\$44,165	\$56,716	\$73,437
27-3031	Public relations specialists	50	10.71	\$26.81	\$55,757	3.67	\$14.98	\$20.74	\$27.07	\$34.05	\$37.55	\$31,168	\$43,138	\$56,299	\$70,828	\$78,098
27-3042	Technical writers	20	20.57	\$23.44	\$48,761	5.58	\$15.62	\$17.28	\$22.60	\$29.70	\$34.31	\$32,498	\$35,935	\$47,002	\$61,779	\$71,373
27-3091	Interpreters and translators	20	15.75	\$19.10	\$39,731	6	\$13.11	\$14.60	\$19.07	\$22.19	\$24.02	\$27,264	\$30,374	\$39,658	\$46,152	\$49,952
27-4012	Broadcast technicians	20	28.8	\$16.65	\$34,636	11.16	\$9.21	\$12.59	\$15.41	\$18.27	\$28.35	\$19,163	\$26,191	\$32,053	\$37,998	\$58,965
27-4099	Media and communication equipment workers, all other	20	49.53	\$18.44	\$38,362	20.16	\$8.49	\$8.89	\$10.83	\$33.07	\$39.99	\$17,669	\$18,494	\$22,532	\$68,796	\$83,175
<b>29-0000</b>	<b>Healthcare practitioners and technical</b>	<b>4,370</b>	<b>4.62</b>	<b>\$37.99</b>	<b>\$79,018</b>	<b>3.98</b>	<b>\$16.24</b>	<b>\$23.52</b>	<b>\$31.21</b>	<b>\$41.13</b>	<b>\$60.45</b>	<b>\$33,769</b>	<b>\$48,921</b>	<b>\$64,923</b>	<b>\$85,559</b>	<b>\$125,734</b>
29-1011	Chiropractors	20	27.61	\$33.89	\$70,483	16.43	\$24.08	\$26.17	\$29.42	\$35.01	\$41.65	\$50,086	\$54,441	\$61,186	\$72,822	\$86,629
29-1021	Dentists, general	80	28.21	\$51.52	\$107,152	22.84	\$31.63	\$33.69	\$37.13	\$69.21	\$77.07	\$65,780	\$70,071	\$77,222	\$143,965	\$160,315
29-1031	Dietitians and nutritionists	60	21.69	\$23.64	\$49,179	8.34	\$10.33	\$11.78	\$24.47	\$32.13	\$35.77	\$21,479	\$24,508	\$50,897	\$66,824	\$74,402
29-1041	Optometrists	30	26.31	\$50.32	\$104,661	11.72	\$31.85	\$37.32	\$49.96	\$58.36	\$66.44	\$66,242	\$77,627	\$103,917	\$121,386	\$138,205
29-1051	Pharmacists	110	15.41	\$59.23	\$123,193	1.94	\$50.39	\$54.28	\$59.13	\$66.70	\$73.76	\$104,821	\$112,897	\$122,989	\$138,738	\$153,415
29-1062	Family and general practitioners	90	15.08	\$83.90	\$174,514	6.83	\$26.23	\$29.56	\$80.30	#	#	\$54,548	\$61,490	\$167,034	#	#
29-1067	Surgeons	#	#	\$126.70	\$263,532	13.66	#	#	#	#	#	#	#	#	#	#
29-1069	Physicians and surgeons, all other	110	19.54	\$106.30	\$221,105	10.18	\$29.70	\$84.61	#	#	#	\$61,778	\$175,999	#	#	#
29-1071	Physician assistants	70	18.25	\$44.88	\$93,346	3.38	\$33.28	\$37.23	\$43.97	\$53.52	\$58.89	\$69,230	\$77,433	\$91,449	\$111,331	\$122,496
29-1122	Occupational therapists	100	9.74	\$39.82	\$82,830	1.89	\$31.03	\$35.67	\$41.50	\$45.29	\$47.79	\$64,533	\$74,186	\$86,315	\$94,210	\$99,406
29-1123	Physical therapists	120	4.26	\$38.15	\$79,357	2.38	\$28.17	\$32.83	\$39.20	\$44.20	\$47.32	\$58,597	\$68,283	\$81,542	\$91,943	\$98,424
29-1127	Speech-language pathologists	100	5.24	\$37.36	\$77,716	2.04	\$28.75	\$32.97	\$37.13	\$42.74	\$47.39	\$59,790	\$68,571	\$77,221	\$88,908	\$98,569
29-1131	Veterinarians	50	21.84	\$43.74	\$90,976	11.12	\$22.06	\$33.09	\$42.64	\$57.55	\$67.40	\$45,879	\$68,821	\$88,700	\$119,705	\$140,200
29-1141	Registered nurses	1,740	9.84	\$32.72	\$68,049	2.15	\$24.42	\$27.22	\$32.10	\$38.23	\$44.43	\$50,791	\$56,620	\$66,765	\$79,518	\$92,416
29-1171	Nurse practitioners	60	8.45	\$64.00	\$133,114	9.15	\$39.42	\$42.00	\$50.79	\$64.75	#	\$81,995	\$87,356	\$105,652	\$134,670	#
29-1199	Health diagnosing and treating practitioners, all other	20	26.36	\$29.10	\$60,523	2.94	\$19.98	\$22.73	\$25.28	\$27.40	\$52.17	\$41,563	\$47,273	\$52,583	\$56,986	\$108,514

# Data unavailable

Occupational Code	Occupational Title	Employment Estimate	Employment Percentage Relative Standard Error	Average Hourly Wage	Average Annual Wage	Wage Percentage Relative Standard Error	10th Percentile (Hourly)	25th Percentile (Hourly)	50th Percentile (Hourly)	75th Percentile (Hourly)	90th Percentile (Hourly)	10th Percentile (Annual)	25th Percentile (Annual)	50th Percentile (Annual)	75th Percentile (Annual)	90th Percentile (Annual)
29-2012	Medical and clinical laboratory technicians	30	13.5	\$20.10	\$41,808	3.77	\$14.79	\$17.07	\$18.87	\$21.91	\$24.43	\$30,765	\$35,515	\$39,243	\$45,567	\$50,811
29-2021	Dental hygienists	#	#	\$36.93	\$76,820	3.26	\$30.98	\$33.26	\$36.64	\$41.85	\$45.49	\$64,432	\$69,182	\$76,202	\$87,055	\$94,613
29-2041	Emergency medical technicians and paramedics	70	9.03	\$17.76	\$36,950	4.62	\$12.79	\$13.99	\$17.06	\$21.17	\$23.47	\$26,601	\$29,090	\$35,490	\$44,042	\$48,815
29-2052	Pharmacy technicians	140	22.02	\$15.24	\$31,690	3.3	\$10.73	\$12.38	\$14.56	\$18.05	\$20.71	\$22,310	\$25,758	\$30,278	\$37,553	\$43,072
29-2055	Surgical technologists	70	48.61	\$23.54	\$48,955	3.19	\$16.28	\$18.19	\$23.77	\$28.20	\$31.48	\$33,860	\$37,840	\$49,433	\$58,666	\$65,479
29-2056	Veterinary technologists and technicians	80	23.87	\$12.56	\$26,119	4.98	\$10.00	\$10.84	\$12.40	\$14.08	\$15.40	\$20,808	\$22,544	\$25,784	\$29,290	\$32,040
29-2061	Licensed practical and licensed vocational nurses	250	7.02	\$20.99	\$43,663	2.03	\$15.88	\$18.50	\$21.23	\$23.50	\$26.80	\$33,040	\$38,488	\$44,165	\$48,872	\$55,752
29-2071	Medical records and health information technicians	50	8.99	\$21.08	\$43,848	4.47	\$13.31	\$15.88	\$21.17	\$25.84	\$29.56	\$27,688	\$33,021	\$44,044	\$53,743	\$61,479
29-2081	Opticians, dispensing	40	30.75	\$16.40	\$34,122	4.85	\$12.80	\$14.33	\$16.39	\$18.35	\$20.81	\$26,624	\$29,810	\$34,086	\$38,163	\$43,286
29-2091	Orthotists and prosthetists	#	#	\$26.74	\$55,624	5.23	\$23.71	\$24.72	\$26.68	\$28.64	\$29.82	\$49,325	\$51,427	\$55,497	\$59,571	\$62,016
29-2099	Health technologists and technicians, all other	50	11.27	#	#	#	#	#	#	#	#	#	#	#	#	#
29-9011	Occupational health and safety specialists	50	13.34	\$33.98	\$70,682	4.35	\$22.48	\$27.64	\$33.28	\$40.50	\$47.34	\$46,765	\$57,483	\$69,216	\$84,240	\$98,475
<b>31-0000</b>	<b>Healthcare support</b>	<b>1,880</b>	<b>7.1</b>	<b>\$13.86</b>	<b>\$28,827</b>	<b>1.88</b>	<b>\$9.85</b>	<b>\$11.14</b>	<b>\$13.26</b>	<b>\$15.83</b>	<b>\$18.41</b>	<b>\$20,479</b>	<b>\$23,162</b>	<b>\$27,587</b>	<b>\$32,920</b>	<b>\$38,285</b>
31-1011	Home health aides	300	37.48	\$12.02	\$25,011	6.8	\$8.92	\$9.91	\$11.42	\$13.97	\$16.58	\$18,550	\$20,603	\$23,755	\$29,061	\$34,481
31-1014	Nursing assistants	750	10.72	\$12.66	\$26,330	2.03	\$9.94	\$10.81	\$12.35	\$14.23	\$16.38	\$20,681	\$22,476	\$25,679	\$29,598	\$34,072
31-1015	Orderlies	40	15.75	\$13.65	\$28,389	2.91	\$10.27	\$12.03	\$13.61	\$15.53	\$17.56	\$21,363	\$25,030	\$28,310	\$32,304	\$36,523
31-2021	Physical therapist assistants	20	0	\$25.53	\$53,109	2.7	\$20.08	\$22.85	\$25.80	\$28.55	\$30.27	\$41,757	\$47,527	\$53,670	\$59,386	\$62,955
31-2022	Physical therapist aides	20	15.33	\$12.87	\$26,762	4.13	\$9.95	\$10.64	\$11.77	\$15.52	\$17.61	\$20,700	\$22,122	\$24,488	\$32,289	\$36,629
31-9011	Massage therapists	30	29.82	#	#	#	#	#	#	#	#	#	#	#	#	#
31-9091	Dental assistants	220	15.11	\$15.10	\$31,402	5.98	\$11.29	\$12.78	\$14.70	\$17.35	\$19.93	\$23,491	\$26,589	\$30,579	\$36,091	\$41,452
31-9092	Medical assistants	220	19.59	\$15.80	\$32,856	2.62	\$11.86	\$13.41	\$15.73	\$17.71	\$18.97	\$24,677	\$27,889	\$32,725	\$36,836	\$39,466
31-9093	Medical equipment preparers	30	18.86	\$13.78	\$28,659	5.03	\$8.73	\$11.76	\$13.60	\$16.47	\$18.92	\$18,162	\$24,463	\$28,281	\$34,265	\$39,361
31-9094	Medical transcriptionists	20	3.99	\$15.59	\$32,432	5.14	\$9.90	\$10.88	\$15.39	\$20.45	\$22.60	\$20,595	\$22,627	\$32,013	\$42,535	\$47,018
31-9096	Veterinary assistants and laboratory animal caretakers	50	41.44	\$12.28	\$25,551	8.55	\$9.39	\$10.37	\$12.04	\$14.06	\$15.80	\$19,526	\$21,575	\$25,035	\$29,248	\$32,855
31-9099	Healthcare support workers, all other	100	2.03	\$15.71	\$32,680	2.55	\$12.34	\$13.19	\$14.59	\$17.99	\$21.11	\$25,667	\$27,426	\$30,357	\$37,414	\$43,911
<b>33-0000</b>	<b>Protective service</b>	<b>1,230</b>	<b>5.45</b>	<b>\$20.70</b>	<b>\$43,048</b>	<b>5.62</b>	<b>\$10.33</b>	<b>\$12.97</b>	<b>\$18.83</b>	<b>\$26.46</b>	<b>\$34.39</b>	<b>\$21,489</b>	<b>\$26,968</b>	<b>\$39,161</b>	<b>\$55,043</b>	<b>\$71,533</b>
33-1012	First-line supervisors of police and detectives	50	0.69	\$43.55	\$90,594	2.13	\$30.57	\$39.85	\$43.96	\$46.48	\$56.37	\$63,582	\$82,888	\$91,432	\$96,673	\$117,254
33-1021	First-line supervisors of fire fighting and prevention workers	20	8.05	\$29.55	\$61,466	5.39	\$24.56	\$25.83	\$27.96	\$31.57	\$39.38	\$51,076	\$53,734	\$58,165	\$65,668	\$81,905
33-1099	First-line supervisors of protective service workers, all other	60	20.59	\$19.57	\$40,699	4.95	\$15.33	\$16.40	\$18.17	\$22.15	\$27.14	\$31,894	\$34,104	\$37,787	\$46,062	\$56,443
33-2011	Firefighters	170	15.41	\$18.72	\$38,943	6.33	\$9.05	\$14.43	\$20.15	\$22.58	\$25.58	\$18,834	\$30,018	\$41,912	\$46,961	\$53,207
33-3021	Detectives and criminal investigators	50	0	\$38.40	\$79,877	2.1	\$23.40	\$27.70	\$35.07	\$49.21	\$58.53	\$48,675	\$57,612	\$72,954	\$102,366	\$121,740
33-3051	Police and sheriff's patrol officers	270	2.67	\$28.03	\$58,296	3.69	\$20.65	\$23.25	\$28.32	\$32.62	\$36.13	\$42,961	\$48,361	\$58,904	\$67,853	\$75,158
33-9032	Security guards	160	24.36	\$13.07	\$27,193	3.35	\$9.82	\$10.58	\$11.85	\$14.72	\$18.00	\$20,424	\$22,002	\$24,646	\$30,623	\$37,435
33-9091	Crossing guards	220	13.89	\$12.96	\$26,953	3.33	\$10.58	\$12.10	\$13.12	\$14.15	\$14.76	\$22,008	\$25,158	\$27,292	\$29,425	\$30,709
33-9092	Lifeguards, ski patrol, and other recreational protective service workers	80	6.94	\$10.35	\$21,526	5.73	\$8.52	\$8.95	\$9.68	\$11.29	\$13.19	\$17,717	\$18,616	\$20,133	\$23,488	\$27,441
33-9093	Transportation security screeners	30	0	\$18.62	\$38,725	\$17.22	\$17.23	\$17.67	\$19.11	\$22.48	\$35,822	\$35,831	\$36,754	\$39,738	\$46,754	
<b>35-0000</b>	<b>Food preparation and serving-related</b>	<b>6,290</b>	<b>4.47</b>	<b>\$10.46</b>	<b>\$21,765</b>	<b>1.77</b>	<b>\$8.43</b>	<b>\$8.72</b>	<b>\$9.21</b>	<b>\$11.00</b>	<b>\$14.44</b>	<b>\$17,527</b>	<b>\$18,140</b>	<b>\$19,161</b>	<b>\$22,889</b>	<b>\$30,041</b>
35-1011	Chefs and head cooks	40	28.57	\$21.92	\$45,592	10.87	\$14.66	\$16.39	\$18.61	\$25.52	\$40.26	\$30,499	\$34,086	\$38,715	\$53,083	\$83,745
35-1012	First-line supervisors of food preparation and serving workers	340	12.17	\$15.23	\$31,670	3.15	\$10.26	\$11.76	\$14.20	\$17.88	\$21.71	\$21,339	\$24,460	\$29,530	\$37,189	\$45,158
35-2012	Cooks, institution and cafeteria	170	31.59	\$12.48	\$25,955	3.68	\$8.77	\$9.74	\$11.58	\$14.31	\$18.00	\$18,252	\$20,268	\$24,089	\$29,760	\$37,439
35-2014	Cooks, restaurant	660	16.95	\$11.12	\$23,130	3.56	\$8.65	\$9.27	\$10.53	\$12.05	\$15.20	\$17,988	\$19,279	\$21,894	\$25,063	\$31,624
35-2021	Food preparation workers	300	43.22	\$11.10	\$23,081	2.49	\$8.78	\$9.58	\$10.89	\$12.38	\$14.12	\$18,255	\$19,930	\$22,655	\$25,758	\$29,373
35-3011	Bartenders	340	25.1	\$11.40	\$23,705	7.83	\$8.44	\$8.76	\$9.30	\$12.09	\$18.47	\$17,562	\$18,227	\$19,344	\$25,154	\$38,426
35-3021	Combined food preparation and serving workers, including fast food	1,970	20	\$9.35	\$19,445	2.15	\$8.39	\$8.62	\$9.01	\$9.45	\$10.98	\$17,442	\$17,927	\$18,736	\$19,655	\$22,829
35-3022	Counter attendants, cafeteria, food concession, and coffee shop	160	46.73	\$9.72	\$20,208	5.41	\$8.42	\$8.69	\$9.16	\$9.67	\$12.42	\$17,504	\$18,083	\$19,048	\$20,115	\$25,840
35-3031	Waiters and waitresses	1,360	14.08	\$10.12	\$21,050	5.1	\$8.38	\$8.60	\$8.97	\$9.38	\$14.72	\$17,425	\$17,884	\$18,650	\$19,511	\$30,611
35-3041	Food servers, nonrestaurant	270	31.97	\$10.17	\$21,158	3.69	\$8.43	\$8.72	\$9.21	\$11.18	\$13.72	\$17,525	\$18,134	\$19,149	\$23,247	\$28,534

# Data unavailable



Occupational Code	Occupational Title	Employment Estimate	Employment Percentage Relative Standard Error	Average Hourly Wage	Average Annual Wage	Wage Percentage Relative Standard Error	10th Percentile (Hourly)	25th Percentile (Hourly)	50th Percentile (Hourly)	75th Percentile (Hourly)	90th Percentile (Hourly)	10th Percentile (Annual)	25th Percentile (Annual)	50th Percentile (Annual)	75th Percentile (Annual)	90th Percentile (Annual)
43-3099	Financial clerks, all other	30	34.91	\$19.74	\$41,056	3.7	\$14.76	\$17.03	\$20.09	\$22.80	\$24.56	\$30,700	\$35,419	\$41,780	\$47,432	\$51,095
43-4031	Court, municipal, and license clerks	100	0.16	\$17.93	\$37,294	1.95	\$13.08	\$14.36	\$17.20	\$20.94	\$24.76	\$27,201	\$29,862	\$35,773	\$43,565	\$51,507
43-4051	Customer service representatives	#	#	\$15.96	\$33,196	3.52	\$10.45	\$12.09	\$14.60	\$18.41	\$24.44	\$21,733	\$25,149	\$30,371	\$38,287	\$50,836
43-4061	Eligibility interviewers, government programs	70	0	\$17.97	\$37,381	3.46	\$15.52	\$16.30	\$17.59	\$18.88	\$22.08	\$32,279	\$33,895	\$36,587	\$39,280	\$45,923
43-4071	File clerks	60	14.32	\$14.23	\$29,605	4.7	\$9.72	\$10.76	\$12.83	\$17.73	\$22.06	\$20,219	\$22,381	\$26,683	\$36,873	\$45,893
43-4081	Hotel, motel, and resort desk clerks	#	#	\$11.16	\$23,209	5.96	\$8.50	\$8.91	\$10.44	\$12.74	\$15.61	\$17,681	\$18,525	\$21,712	\$26,492	\$32,470
43-4111	Interviewers, except eligibility and loan	70	31.1	\$17.09	\$35,539	3.49	\$11.51	\$13.36	\$16.15	\$20.37	\$24.56	\$23,949	\$27,788	\$33,588	\$42,364	\$51,090
43-4131	Loan interviewers and clerks	70	12.49	\$18.17	\$37,784	3.71	\$10.71	\$13.53	\$19.68	\$22.46	\$24.18	\$22,283	\$28,143	\$40,942	\$46,722	\$50,292
43-4141	New accounts clerks	60	23.11	\$16.36	\$34,030	5.68	\$10.47	\$12.30	\$14.86	\$18.39	\$26.93	\$21,770	\$25,587	\$30,914	\$38,258	\$56,009
43-4151	Order clerks	80	42.14	\$13.18	\$27,408	5.08	\$8.76	\$9.60	\$12.73	\$14.85	\$19.17	\$18,219	\$19,968	\$26,472	\$30,886	\$39,866
43-4161	Human resources assistants, except payroll and timekeeping	30	15.52	\$17.44	\$36,285	3.97	\$11.75	\$15.35	\$17.12	\$19.72	\$23.90	\$24,441	\$31,938	\$35,601	\$41,020	\$49,720
43-4171	Receptionists and information clerks	720	13.6	\$12.81	\$26,641	2.5	\$9.11	\$10.44	\$12.64	\$14.75	\$17.22	\$18,949	\$21,706	\$26,289	\$30,684	\$35,819
43-4199	Information and record clerks, all other	200	20.74	\$19.62	\$40,815	2.52	\$13.30	\$16.15	\$18.99	\$22.23	\$24.87	\$27,674	\$33,593	\$39,495	\$46,238	\$51,731
43-5032	Dispatchers, except police, fire, and ambulance	80	31	\$19.32	\$40,178	4.8	\$10.85	\$15.69	\$19.96	\$23.03	\$27.01	\$22,566	\$32,635	\$41,515	\$47,898	\$56,191
43-5041	Meter readers, utilities	20	39.86	\$25.80	\$53,655	4.16	\$20.04	\$21.43	\$23.75	\$28.94	\$36.09	\$41,679	\$44,575	\$49,400	\$60,198	\$75,066
43-5051	Postal service clerks	20	0	\$22.73	\$47,280		\$15.63	\$15.69	\$27.30	\$27.31	\$27.87	\$32,512	\$32,646	\$56,787	\$56,801	\$57,979
43-5052	Postal service mail carriers	140	0	\$24.15	\$50,233		\$16.02	\$20.13	\$26.99	\$28.51	\$29.10	\$33,317	\$41,871	\$56,150	\$59,292	\$60,521
43-5053	Postal service mail sorters, processors, and processing machine operators	80	0	\$23.22	\$48,289		\$15.63	\$15.64	\$26.77	\$27.30	\$27.31	\$32,514	\$32,530	\$55,691	\$56,794	\$56,804
43-5061	Production, planning, and expediting clerks	30	23.25	\$22.70	\$47,222	3.24	\$16.75	\$19.13	\$22.31	\$26.80	\$28.64	\$34,848	\$39,793	\$46,398	\$55,752	\$59,575
43-5071	Shipping, receiving, and traffic clerks	200	19.19	\$14.56	\$30,281	4.07	\$9.88	\$11.14	\$13.54	\$17.79	\$21.79	\$20,549	\$23,162	\$28,162	\$37,013	\$45,332
43-5081	Stock clerks and order fillers	790	8.78	\$12.91	\$26,862	2.09	\$8.97	\$10.08	\$11.94	\$14.73	\$18.43	\$18,666	\$20,965	\$24,829	\$30,640	\$38,337
43-6011	Executive secretaries and executive administrative assistants	130	4.11	\$23.03	\$47,894	3.34	\$15.47	\$19.46	\$21.67	\$25.81	\$32.22	\$32,169	\$40,482	\$45,076	\$53,683	\$67,027
43-6012	Legal secretaries	#	#	\$15.99	\$33,265	19.55	\$10.16	\$10.95	\$16.65	\$20.97	\$22.74	\$21,130	\$22,779	\$34,623	\$43,627	\$47,304
43-6013	Medical secretaries	200	19.67	\$14.76	\$30,702	3.23	\$10.95	\$12.75	\$14.68	\$17.08	\$18.58	\$22,771	\$26,519	\$30,543	\$35,534	\$38,640
43-6014	Secretaries and administrative assistants, except legal, medical,	1,740	7.02	\$15.89	\$33,049	2.43	\$9.67	\$11.85	\$15.61	\$19.08	\$23.16	\$20,114	\$24,645	\$32,464	\$39,677	\$48,169
43-9021	Data entry keyers	20	18.12	\$11.99	\$24,941	2.5	\$8.82	\$9.68	\$11.85	\$13.90	\$15.51	\$18,347	\$20,126	\$24,642	\$28,906	\$32,270
43-9041	Insurance claims and policy processing clerks	30	32.33	\$20.36	\$42,344	4.07	\$15.96	\$18.27	\$20.70	\$22.85	\$24.14	\$33,205	\$38,005	\$43,055	\$47,529	\$50,214
43-9051	Mail clerks and mail machine operators, except postal service	#	#	\$15.83	\$32,931	6.01	\$8.78	\$13.73	\$16.65	\$18.38	\$21.09	\$18,255	\$28,552	\$34,630	\$38,238	\$43,866
43-9061	Office clerks, general	1,200	13.83	\$15.84	\$32,952	4.86	\$8.70	\$9.55	\$14.68	\$19.19	\$24.43	\$18,095	\$19,855	\$30,530	\$39,921	\$50,824
43-9199	Office and administrative support workers, all other	20	37.26	\$15.55	\$32,351	4.07	\$9.83	\$10.87	\$15.35	\$20.85	\$22.74	\$20,439	\$22,609	\$31,933	\$43,375	\$47,296
<b>45-0000</b>	<b>Farming, fishing, and forestry</b>	<b>40</b>	<b>17.66</b>	<b>\$15.05</b>	<b>\$31,305</b>	<b>13.57</b>	<b>\$8.55</b>	<b>\$9.03</b>	<b>\$11.39</b>	<b>\$20.44</b>	<b>\$25.55</b>	<b>\$17,783</b>	<b>\$18,780</b>	<b>\$23,684</b>	<b>\$42,515</b>	<b>\$53,136</b>
<b>47-0000</b>	<b>Construction and extraction</b>	<b>4,210</b>	<b>7.38</b>	<b>\$21.48</b>	<b>\$44,674</b>	<b>2.25</b>	<b>\$12.57</b>	<b>\$15.50</b>	<b>\$19.44</b>	<b>\$25.73</b>	<b>\$33.92</b>	<b>\$26,145</b>	<b>\$32,233</b>	<b>\$40,443</b>	<b>\$53,523</b>	<b>\$70,559</b>
47-1011	First-line supervisors of construction trades and extraction work	540	7.38	\$32.43	\$67,452	5.35	\$17.35	\$24.50	\$32.89	\$39.00	\$47.56	\$36,095	\$50,963	\$68,414	\$81,130	\$98,926
47-2031	Carpenters	170	30.58	\$18.82	\$39,146	10.38	\$8.80	\$12.04	\$18.39	\$24.97	\$29.07	\$18,297	\$25,052	\$38,261	\$51,935	\$60,461
47-2044	Tile and marble setters	#	#	\$18.27	\$37,995	3.23	\$13.09	\$14.85	\$17.90	\$21.14	\$23.26	\$27,235	\$30,878	\$37,228	\$43,965	\$48,372
47-2051	Cement masons and concrete finishers	180	27.01	\$19.35	\$40,255	4.64	\$15.06	\$16.18	\$17.97	\$22.05	\$27.70	\$31,323	\$33,653	\$37,371	\$45,856	\$57,607
47-2061	Construction laborers	640	19.94	\$16.05	\$33,378	3.26	\$11.59	\$13.12	\$15.32	\$18.46	\$22.14	\$24,104	\$27,286	\$31,858	\$38,389	\$46,043
47-2071	Paving, surfacing, and tamping equipment operators	40	34.24	\$21.68	\$45,097	13.54	\$13.13	\$16.31	\$24.19	\$27.30	\$29.20	\$27,306	\$33,920	\$50,325	\$56,781	\$60,745
47-2073	Operating engineers and other construction equipment operators	250	24.16	\$22.70	\$47,222	5.46	\$15.84	\$18.21	\$22.25	\$26.52	\$29.48	\$32,938	\$37,880	\$46,285	\$55,154	\$61,315
47-2081	Drywall and ceiling tile installers	#	#	\$18.47	\$38,415	9.5	\$13.53	\$15.61	\$17.87	\$21.40	\$24.22	\$28,145	\$32,463	\$37,176	\$44,518	\$50,372
47-2111	Electricians	310	14.16	\$18.56	\$38,614	7.24	\$10.69	\$13.73	\$17.85	\$22.43	\$27.63	\$22,225	\$28,551	\$37,131	\$46,646	\$57,466
47-2141	Painters, construction and maintenance	40	33.21	\$15.77	\$32,806	8.87	\$12.64	\$13.62	\$15.27	\$17.44	\$18.74	\$26,290	\$28,330	\$31,771	\$36,282	\$38,989
47-2151	Pipelayers	#	#	\$17.92	\$37,279	18.54	\$12.30	\$13.12	\$14.48	\$23.15	\$26.95	\$25,576	\$27,280	\$30,120	\$48,162	\$56,050
47-2152	Plumbers, pipefitters, and steamfitters	230	14.7	\$23.84	\$49,589	6.69	\$13.68	\$19.38	\$24.59	\$28.87	\$33.25	\$28,461	\$40,319	\$51,146	\$60,041	\$69,150
47-2211	Sheet metal workers	90	19.75	\$22.53	\$46,864	5	\$11.33	\$18.34	\$23.16	\$27.91	\$30.82	\$23,562	\$38,156	\$48,182	\$58,058	\$64,115
47-4011	Construction and building inspectors	30	12.78	\$25.61	\$53,259	6.86	\$9.19	\$24.33	\$26.91	\$29.32	\$32.46	\$19,111	\$50,610	\$59,977	\$60,982	\$67,513
47-4041	Hazardous materials removal workers	10	30.21	\$19.64	\$40,861	4.34	\$15.88	\$17.06	\$19.02	\$22.25	\$24.25	\$33,040	\$35,482	\$39,553	\$46,271	\$50,435

# Data unavailable

Occupational Code	Occupational Title	Employment Estimate	Employment Percentage Relative Standard Error	Average Hourly Wage	Average Annual Wage	Wage Percentage Relative Standard Error	10th Percentile (Hourly)	25th Percentile (Hourly)	50th Percentile (Hourly)	75th Percentile (Hourly)	90th Percentile (Hourly)	10th Percentile (Annual)	25th Percentile (Annual)	50th Percentile (Annual)	75th Percentile (Annual)	90th Percentile (Annual)
47-4051	Highway maintenance workers	100	4.13	\$21.31	\$44,319	2.27	\$16.64	\$19.01	\$21.58	\$23.77	\$26.28	\$34,602	\$39,549	\$44,896	\$49,450	\$54,672
47-5012	Rotary drill operators, oil and gas	#	#	\$22.71	\$47,230	17.34	\$13.75	\$16.35	\$19.95	\$23.36	\$31.75	\$28,595	\$34,017	\$41,501	\$48,579	\$66,046
47-5013	Service unit operators, oil, gas, and mining	580	25.24	\$23.78	\$49,467	7.12	\$15.26	\$17.82	\$21.93	\$28.52	\$36.07	\$31,731	\$37,063	\$45,605	\$59,312	\$75,028
47-5071	Roustabouts, oil and gas	#	#	\$18.69	\$38,870	3.05	\$13.73	\$15.78	\$17.94	\$21.51	\$25.14	\$28,565	\$32,831	\$37,309	\$44,740	\$52,296
<b>49-0000</b>	<b>Installation, maintenance, and repair</b>	<b>2,960</b>	<b>5.46</b>	<b>\$22.34</b>	<b>\$46,460</b>	<b>2.22</b>	<b>\$12.18</b>	<b>\$15.45</b>	<b>\$21.15</b>	<b>\$27.73</b>	<b>\$34.80</b>	<b>\$25,331</b>	<b>\$32,137</b>	<b>\$43,989</b>	<b>\$57,682</b>	<b>\$72,387</b>
49-1011	First-line supervisors of mechanics, installers, and repairers	200	11.26	\$32.34	\$67,257	3.68	\$20.30	\$24.75	\$31.60	\$37.34	\$47.99	\$42,222	\$51,490	\$65,721	\$77,673	\$99,828
49-2011	Computer, automated teller, and office machine repairers	60	23.04	\$16.74	\$34,818	4.5	\$10.59	\$12.50	\$14.66	\$21.35	\$25.22	\$22,030	\$25,999	\$30,488	\$44,414	\$52,458
49-2022	Telecommunications equipment installers and repairers, except line installers	90	21.44	\$20.07	\$41,742	7.05	\$12.64	\$13.76	\$18.04	\$24.95	\$33.12	\$26,291	\$28,615	\$37,515	\$51,903	\$68,893
49-2092	Electric motor, power tool, and related repairers	20	43.86	\$19.97	\$41,529	4.56	\$13.33	\$16.07	\$20.70	\$23.22	\$25.98	\$27,725	\$33,420	\$43,049	\$48,303	\$54,033
49-2094	Electrical and electronics repairers, commercial and industrial equipment	10	26.45	\$25.42	\$52,882	10.1	\$16.05	\$20.22	\$22.83	\$27.19	\$44.02	\$33,377	\$42,055	\$47,487	\$56,546	\$91,554
49-2097	Electronic home entertainment equipment installers and repairers	#	#	\$18.11	\$37,674	3.26	\$13.73	\$15.74	\$18.10	\$20.93	\$23.00	\$28,569	\$32,747	\$37,651	\$43,524	\$47,840
49-3021	Automotive body and related repairers	50	19.31	\$22.02	\$45,808	9.47	\$9.42	\$15.65	\$21.17	\$26.84	\$39.22	\$19,597	\$32,548	\$44,035	\$55,821	\$81,572
49-3023	Automotive service technicians and mechanics	370	18.03	\$24.47	\$50,893	7.34	\$11.00	\$15.15	\$23.29	\$30.21	\$37.86	\$22,876	\$31,507	\$48,448	\$62,833	\$78,758
49-3031	Bus and truck mechanics and diesel engine specialists	190	14.16	\$21.30	\$44,314	3.45	\$13.79	\$16.55	\$21.03	\$26.40	\$29.39	\$28,691	\$34,414	\$43,745	\$54,910	\$61,139
49-3041	Farm equipment mechanics and service technicians	20	26.75	\$23.42	\$48,722	7.57	\$12.19	\$17.82	\$22.51	\$30.48	\$35.39	\$25,347	\$37,061	\$46,830	\$63,397	\$73,609
49-3042	Mobile heavy equipment mechanics, except engines	180	28.92	\$25.45	\$52,927	4.87	\$16.22	\$20.59	\$25.55	\$29.95	\$36.33	\$33,734	\$42,819	\$53,148	\$62,296	\$75,575
49-3052	Motorcycle mechanics	30	36.34	\$20.11	\$41,822	4.59	\$15.17	\$19.24	\$20.93	\$22.63	\$23.65	\$31,564	\$40,011	\$43,539	\$47,067	\$49,184
49-3053	Outdoor power equipment and other small engine mechanics	30	37.33	\$13.07	\$27,180	4.03	\$9.66	\$10.62	\$12.20	\$14.25	\$17.87	\$20,086	\$22,099	\$25,380	\$29,636	\$37,161
49-3091	Bicycle repairers	#	#	\$10.65	\$22,156	4.66	\$8.70	\$9.34	\$10.25	\$11.60	\$13.87	\$18,103	\$19,433	\$21,321	\$24,133	\$28,845
49-3092	Recreational vehicle service technicians	30	40.69	\$20.44	\$42,510	12.81	\$13.34	\$15.10	\$19.44	\$26.09	\$28.65	\$27,742	\$31,414	\$40,442	\$54,261	\$59,601
49-3093	Tire repairers and changers	80	25.87	\$13.12	\$27,290	3.54	\$10.39	\$12.27	\$13.36	\$14.45	\$15.12	\$21,607	\$25,523	\$27,785	\$30,048	\$31,457
49-9021	Heating, air conditioning, and refrigeration mechanics and installers	110	14.63	\$26.15	\$54,389	7.53	\$15.86	\$21.99	\$26.30	\$29.44	\$37.93	\$32,979	\$45,741	\$54,710	\$61,233	\$78,890
49-9041	Industrial machinery mechanics	450	21.89	\$22.43	\$46,664	5.58	\$14.70	\$17.32	\$21.23	\$26.65	\$32.78	\$30,566	\$36,019	\$44,167	\$55,439	\$68,183
49-9062	Medical equipment repairers	10	49.16	\$26.63	\$55,400	8.55	\$17.79	\$20.84	\$24.52	\$33.77	\$36.79	\$37,012	\$43,345	\$50,998	\$70,239	\$76,515
49-9071	Maintenance and repair workers, general	440	18.53	\$17.21	\$35,792	3.07	\$9.83	\$12.70	\$16.99	\$21.30	\$24.74	\$20,448	\$26,425	\$35,335	\$44,300	\$51,451
49-9094	Locksmiths and safe repairers	10	11.91	\$17.40	\$36,200	6.98	\$12.23	\$13.37	\$15.32	\$18.46	\$31.26	\$25,437	\$27,809	\$31,864	\$38,400	\$65,016
49-9098	Helpers--installation, maintenance, and repair workers	40	41.02	\$12.56	\$26,123	3.88	\$8.90	\$9.99	\$12.42	\$14.17	\$16.49	\$18,515	\$20,787	\$25,836	\$29,472	\$34,290
49-9099	Installation, maintenance, and repair workers, all other	100	30.26	\$21.80	\$45,351	6.26	\$12.29	\$16.21	\$23.07	\$27.56	\$29.83	\$25,557	\$33,719	\$47,995	\$57,332	\$62,042
<b>51-0000</b>	<b>Production</b>	<b>2,310</b>	<b>6.48</b>	<b>\$16.82</b>	<b>\$34,976</b>	<b>3.25</b>	<b>\$9.61</b>	<b>\$11.21</b>	<b>\$14.51</b>	<b>\$20.02</b>	<b>\$27.90</b>	<b>\$19,991</b>	<b>\$23,315</b>	<b>\$30,172</b>	<b>\$41,637</b>	<b>\$58,042</b>
51-1011	First-line supervisors of production and operating workers	200	33.35	\$28.87	\$60,058	4.6	\$17.99	\$22.42	\$27.47	\$31.67	\$45.73	\$37,425	\$46,643	\$57,128	\$65,872	\$95,109
51-2022	Electrical and electronic equipment assemblers	10	43.67	\$27.78	\$57,785	5.41	\$18.42	\$22.10	\$26.77	\$31.94	\$41.46	\$38,319	\$45,971	\$55,691	\$66,444	\$86,242
51-2092	Team assemblers	190	15.15	\$11.63	\$24,196	4.41	\$8.62	\$9.21	\$10.52	\$11.94	\$17.62	\$17,936	\$19,162	\$21,886	\$24,839	\$36,660
51-2099	Assemblers and fabricators, all other	100	25.12	\$14.02	\$29,163	17.55	\$8.71	\$9.61	\$11.45	\$14.66	\$19.80	\$18,108	\$19,995	\$23,823	\$30,484	\$41,179
51-3011	Bakers	60	44.73	\$12.13	\$25,235	2.22	\$9.99	\$10.50	\$11.36	\$13.09	\$16.60	\$20,773	\$21,843	\$23,626	\$27,219	\$34,537
51-3021	Butchers and meat cutters	60	30.62	\$14.95	\$31,095	8.1	\$12.07	\$12.78	\$13.95	\$15.18	\$21.77	\$25,101	\$26,573	\$29,016	\$31,571	\$45,277
51-3099	Food processing workers, all other	30	40.78	\$13.45	\$27,980	4.31	\$10.08	\$10.99	\$13.03	\$16.11	\$18.01	\$20,966	\$22,850	\$27,100	\$33,504	\$37,453
51-4011	Computer-controlled machine tool operators, metal and plastic	100	19	\$13.26	\$27,574	4.92	\$9.61	\$10.29	\$11.42	\$16.01	\$20.28	\$19,995	\$21,408	\$23,762	\$33,294	\$42,186
51-4031	Cutting, punching, and press machine setters, operators, and tenders, metal and plastic	20	34.35	\$15.87	\$33,009	7.56	\$10.52	\$12.27	\$15.23	\$18.12	\$23.70	\$21,878	\$25,524	\$31,687	\$37,691	\$49,299
51-4041	Machinists	160	9.01	\$15.95	\$33,170	7.27	\$10.63	\$12.04	\$14.69	\$18.71	\$23.13	\$22,102	\$25,037	\$30,561	\$38,921	\$48,104
51-4081	Multiple machine tool setters, operators, and tenders, metal and plastic	30	33.69	\$11.53	\$23,978	8.12	\$9.14	\$10.04	\$11.32	\$12.87	\$14.36	\$19,002	\$20,890	\$23,541	\$26,771	\$29,879
51-4121	Welders, cutters, solderers, and brazers	160	32.34	\$23.20	\$48,251	5.89	\$13.35	\$16.82	\$21.89	\$30.25	\$35.49	\$27,776	\$34,989	\$45,529	\$62,920	\$73,825
51-5112	Printing press operators	#	#	\$17.87	\$37,167	3.49	\$12.59	\$15.44	\$17.22	\$19.81	\$25.68	\$26,191	\$32,117	\$35,826	\$41,212	\$53,423
51-5113	Print binding and finishing workers	10	31.91	\$12.83	\$26,692	8.35	\$8.97	\$9.86	\$11.60	\$16.38	\$18.13	\$18,650	\$20,508	\$24,132	\$34,078	\$37,716
51-6011	Laundry and dry-cleaning workers	100	37.92	\$11.41	\$23,742	3.63	\$8.83	\$9.64	\$11.00	\$12.80	\$14.48	\$18,356	\$20,061	\$22,885	\$26,634	\$30,126

# Data unavailable

Occupational Code	Occupational Title	Employment Estimate	Employment Percentage Relative Standard Error	Average Hourly Wage	Average Annual Wage	Wage Percentage Relative Standard Error	10th Percentile (Hourly)	25th Percentile (Hourly)	50th Percentile (Hourly)	75th Percentile (Hourly)	90th Percentile (Hourly)	10th Percentile (Annual)	25th Percentile (Annual)	50th Percentile (Annual)	75th Percentile (Annual)	90th Percentile (Annual)
51-6021	Pressers, textile, garment, and related materials	40	22.46	\$10.80	\$22,465	2.72	\$8.66	\$9.30	\$10.60	\$11.95	\$13.83	\$18,011	\$19,349	\$22,054	\$24,848	\$28,769
51-6031	Sewing machine operators	#	#	\$12.06	\$25,087	3.61	\$8.59	\$9.13	\$11.99	\$14.14	\$16.66	\$17,865	\$18,985	\$24,945	\$29,403	\$34,657
51-7011	Cabinetmakers and bench carpenters	30	19.82	\$13.54	\$28,154	13.05	\$8.72	\$9.40	\$12.22	\$16.31	\$20.85	\$18,144	\$19,551	\$25,416	\$33,921	\$43,365
51-7041	Sawing machine setters, operators, and tenders, wood	20	39.4	\$15.91	\$33,092	10.12	\$12.10	\$13.38	\$15.81	\$18.26	\$20.97	\$25,168	\$27,828	\$32,894	\$37,973	\$43,624
51-8092	Gas plant operators	20	24.26	\$31.11	\$64,715	10.67	\$19.57	\$23.13	\$31.66	\$39.21	\$44.33	\$40,708	\$48,106	\$65,861	\$81,560	\$92,212
51-9012	Separating, filtering, clarifying, precipitating, and still machine setters, operators, and tenders	40	20.6	\$18.36	\$38,184	10.79	\$11.54	\$13.36	\$16.25	\$20.09	\$32.62	\$23,995	\$27,792	\$33,809	\$41,789	\$67,847
51-9023	Mixing and blending machine setters, operators, and tenders	30	40.42	\$16.45	\$34,210	17.74	\$10.28	\$11.23	\$13.80	\$21.91	\$26.22	\$21,387	\$23,357	\$28,703	\$45,563	\$54,537
51-9032	Cutting and slicing machine setters, operators, and tenders	20	49.28	\$15.64	\$32,539	9.55	\$9.04	\$13.13	\$15.98	\$17.82	\$20.76	\$18,802	\$27,306	\$33,238	\$37,063	\$43,176
51-9061	Inspectors, testers, sorters, samplers, and weighers	80	28.12	\$17.75	\$36,910	5.71	\$12.52	\$13.59	\$15.68	\$18.94	\$25.46	\$26,049	\$28,267	\$32,605	\$39,388	\$52,949
51-9081	Dental laboratory technicians	40	40.42	\$18.81	\$39,129	7.27	\$10.73	\$16.00	\$18.22	\$21.49	\$23.66	\$22,312	\$33,278	\$37,888	\$44,709	\$49,206
51-9083	Ophthalmic laboratory technicians	20	44.41	\$15.67	\$32,591	19.02	\$10.43	\$11.45	\$13.93	\$17.85	\$26.38	\$21,703	\$23,806	\$28,970	\$37,136	\$54,867
51-9121	Coating, painting, and spraying machine setters, operators, and tenders	20	32.82	\$16.65	\$34,633	4.75	\$13.02	\$14.41	\$16.51	\$18.56	\$21.33	\$27,076	\$29,967	\$34,339	\$38,595	\$44,367
51-9122	Painters, transportation equipment	100	29.54	\$21.34	\$44,386	9.59	\$12.13	\$16.41	\$19.10	\$24.88	\$30.86	\$25,221	\$34,135	\$39,735	\$51,742	\$64,190
51-9198	Helpers—production workers	140	24.96	\$13.08	\$27,213	5.99	\$9.86	\$10.70	\$12.20	\$15.16	\$17.92	\$20,514	\$22,258	\$25,366	\$31,541	\$37,276
<b>53-0000</b>	<b>Transportation and material moving</b>	<b>3,620</b>	<b>7.99</b>	<b>\$16.91</b>	<b>\$35,180</b>	<b>2.67</b>	<b>\$9.33</b>	<b>\$11.19</b>	<b>\$15.62</b>	<b>\$21.10</b>	<b>\$26.06</b>	<b>\$19,405</b>	<b>\$23,283</b>	<b>\$32,493</b>	<b>\$43,885</b>	<b>\$54,198</b>
53-1021	First-line supervisors of helpers, laborers, and material movers,	30	19.92	\$24.28	\$50,511	6.72	\$15.81	\$17.97	\$23.96	\$29.01	\$36.24	\$32,879	\$37,376	\$49,846	\$60,345	\$75,386
53-1031	First-line supervisors of transportation and material-moving mach	80	18.82	\$30.35	\$63,128	5.96	\$15.51	\$20.55	\$27.67	\$39.48	\$46.19	\$32,264	\$42,750	\$57,555	\$82,127	\$96,085
53-3022	Bus drivers, school or special client	#	#	\$10.66	\$22,171	4.11	\$9.13	\$10.00	\$10.77	\$11.55	\$12.02	\$18,984	\$20,797	\$22,407	\$24,016	\$25,008
53-3031	Driver/sales workers	90	45.81	\$13.60	\$28,291	6.98	\$8.82	\$9.62	\$11.39	\$17.17	\$22.26	\$18,337	\$20,002	\$23,696	\$35,721	\$46,296
53-3032	Heavy and tractor-trailer truck drivers	1,080	19.79	\$20.11	\$41,830	3.05	\$13.15	\$16.49	\$20.09	\$23.14	\$27.05	\$27,350	\$34,297	\$41,787	\$48,125	\$56,258
53-3033	Light truck or delivery services drivers	500	11.35	\$16.06	\$33,406	5.62	\$8.88	\$10.18	\$15.05	\$20.10	\$24.03	\$18,476	\$21,182	\$31,310	\$41,808	\$49,985
53-3041	Taxi drivers and chauffeurs	70	27.67	\$10.81	\$22,479	8.6	\$8.50	\$8.91	\$9.58	\$13.08	\$14.41	\$17,685	\$18,534	\$19,932	\$27,203	\$29,969
53-3099	Motor vehicle operators, all other	#	#	\$13.30	\$27,661	10.17	\$9.24	\$10.01	\$11.66	\$16.92	\$18.73	\$19,229	\$20,822	\$24,243	\$35,187	\$38,957
53-6021	Parking lot attendants	10	27.75	\$10.29	\$21,395	2.94	\$8.52	\$8.95	\$9.68	\$11.52	\$13.30	\$17,721	\$18,625	\$20,125	\$23,956	\$27,671
53-6031	Automotive and watercraft service attendants	70	13.23	\$12.84	\$26,709	4.23	\$9.75	\$10.54	\$11.86	\$14.20	\$17.38	\$20,283	\$21,929	\$24,665	\$29,531	\$36,144
53-7021	Crane and tower operators	#	#	\$33.07	\$68,782	4.07	\$27.33	\$31.08	\$33.50	\$35.94	\$37.40	\$56,857	\$64,642	\$69,672	\$74,749	\$77,795
53-7032	Excavating and loading machine and dragline operators	#	#	\$18.00	\$37,450	8.65	\$11.20	\$14.60	\$19.30	\$21.84	\$23.37	\$23,293	\$30,359	\$40,140	\$45,420	\$48,603
53-7051	Industrial truck and tractor operators	110	11.37	\$15.69	\$32,627	6.55	\$10.28	\$11.92	\$15.17	\$18.46	\$22.37	\$21,379	\$24,785	\$31,560	\$38,390	\$46,524
53-7061	Cleaners of vehicles and equipment	#	#	\$12.26	\$25,503	7.32	\$9.57	\$10.23	\$11.32	\$13.49	\$17.28	\$19,908	\$21,272	\$23,541	\$28,062	\$35,953
53-7062	Laborers and freight, stock, and material movers, hand	830	16.24	\$12.95	\$26,928	3.39	\$8.87	\$9.89	\$12.10	\$14.78	\$19.07	\$18,453	\$20,572	\$25,168	\$30,738	\$39,673
53-7064	Packers and packagers, hand	50	49.45	\$10.17	\$21,156	11.42	\$8.44	\$8.75	\$9.28	\$10.18	\$14.27	\$17,555	\$18,209	\$19,300	\$21,175	\$29,679
53-7081	Refuse and recyclable material collectors	80	31.14	\$18.58	\$38,642	8.08	\$12.45	\$15.49	\$17.39	\$21.66	\$27.83	\$25,904	\$32,220	\$36,173	\$45,046	\$57,878





Occupational Code	Occupational Title	Employment Estimate	Employment Percentage Relative Standard Error	Average Hourly Wage	Average Annual Wage	Wage Percentage Relative Standard Error	10th Percentile (Hourly)	25th Percentile (Hourly)	50th Percentile (Hourly)	75th Percentile (Hourly)	90th Percentile (Hourly)	10th Percentile (Annual)	25th Percentile (Annual)	50th Percentile (Annual)	75th Percentile (Annual)	90th Percentile (Annual)
15-1132	Software developers, applications	100	41.47	\$43.96	\$91,441	6.12	\$23.79	\$33.32	\$41.14	\$53.96	\$64.39	\$49,474	\$69,304	\$85,563	\$112,233	\$133,936
15-1133	Software developers, systems software	10	34.94	\$56.71	\$117,955	7.76	\$38.95	\$43.88	\$58.88	\$70.39	\$77.04	\$81,018	\$91,273	\$122,465	\$146,413	\$160,245
15-1134	Web developers	30	36.28	\$19.04	\$39,597	16.34	\$8.71	\$9.43	\$15.07	\$25.79	\$34.18	\$18,114	\$19,608	\$31,337	\$53,636	\$71,098
15-1141	Database administrators	20	44.86	\$41.01	\$85,299	5.53	\$27.46	\$36.77	\$41.94	\$46.25	\$52.56	\$57,110	\$76,472	\$87,229	\$96,190	\$109,322
15-1142	Network and computer systems administrators	200	16.71	\$35.35	\$73,532	5.75	\$25.11	\$28.20	\$33.08	\$38.11	\$50.46	\$52,221	\$58,659	\$68,813	\$79,277	\$104,949
15-1151	Computer user support specialists	250	19.9	\$23.23	\$48,329	3.73	\$15.00	\$18.25	\$22.63	\$27.99	\$33.57	\$31,203	\$37,965	\$47,080	\$58,210	\$69,835
15-1152	Computer network support specialists	20	15.13	\$29.08	\$60,478	4.18	\$21.12	\$24.30	\$27.60	\$30.80	\$38.74	\$43,929	\$50,554	\$57,400	\$64,065	\$80,572
15-1199	Computer occupations, all other	10	9.53	\$39.78	\$82,751	3.93	\$28.02	\$33.09	\$37.89	\$50.01	\$58.10	\$58,281	\$68,828	\$78,803	\$104,025	\$120,851
<b>17-0000</b>	<b>Architecture and engineering</b>	<b>1,690</b>	<b>21.08</b>	<b>\$41.70</b>	<b>\$86,729</b>	<b>2.83</b>	<b>\$21.64</b>	<b>\$28.20</b>	<b>\$38.02</b>	<b>\$50.49</b>	<b>\$65.65</b>	<b>\$45,007</b>	<b>\$58,658</b>	<b>\$79,087</b>	<b>\$105,018</b>	<b>\$136,547</b>
17-1011	Architects, except landscape and naval	20	33.01	\$27.74	\$57,695	4.22	\$24.71	\$25.79	\$27.57	\$29.36	\$31.77	\$51,407	\$53,637	\$57,355	\$61,072	\$66,078
17-1021	Cartographers and photogrammetrists	20	43.78	\$38.66	\$80,422	5	\$26.41	\$31.62	\$39.41	\$45.75	\$52.30	\$54,935	\$65,769	\$81,977	\$95,168	\$108,782
17-1022	Surveyors	30	18.74	\$25.20	\$52,423	9.78	\$13.90	\$19.77	\$23.13	\$32.77	\$37.18	\$28,920	\$41,111	\$48,105	\$68,159	\$77,344
17-2041	Chemical engineers	#	#	\$38.58	\$80,244	14.92	\$14.61	\$25.90	\$35.75	\$49.33	\$69.06	\$30,383	\$53,873	\$74,370	\$102,615	\$143,638
17-2051	Civil engineers	190	22.88	\$40.58	\$84,403	3.51	\$23.88	\$30.11	\$41.81	\$49.20	\$57.82	\$49,661	\$62,625	\$86,955	\$102,336	\$120,259
17-2071	Electrical engineers	140	46.8	\$46.07	\$95,816	4.4	\$30.39	\$35.75	\$43.47	\$52.69	\$62.48	\$63,219	\$74,362	\$90,418	\$109,591	\$129,960
17-2081	Environmental engineers	20	45.53	\$59.09	\$122,908	10.65	\$35.18	\$48.83	\$63.63	\$73.42	\$78.65	\$73,167	\$101,566	\$132,343	\$152,710	\$163,589
17-2111	Health and safety engineers, except mining safety engineers and inspectors	30	33.68	\$41.38	\$86,069	4.85	\$23.65	\$33.26	\$42.52	\$49.01	\$58.00	\$49,189	\$69,182	\$88,449	\$101,939	\$120,633
17-2112	Industrial engineers	150	26.85	\$42.10	\$87,558	6.9	\$24.20	\$29.89	\$39.00	\$46.65	\$64.20	\$50,345	\$62,180	\$81,127	\$97,025	\$133,528
17-2141	Mechanical engineers	#	#	\$37.14	\$77,252	2.77	\$21.56	\$30.44	\$36.35	\$45.47	\$54.72	\$44,837	\$63,323	\$75,617	\$94,583	\$113,814
17-2171	Petroleum engineers	#	#	\$74.31	\$154,560	4.47	\$47.60	\$54.28	\$63.76	\$86.51	#	\$99,011	\$112,905	\$132,623	\$179,937	#
17-2199	Engineers, all other	#	#	\$43.25	\$89,969	7.32	\$20.93	\$27.14	\$43.28	\$56.96	\$68.62	\$43,533	\$56,448	\$90,030	\$118,474	\$142,726
17-3011	Architectural and civil drafters	30	19.08	\$25.21	\$52,443	2.98	\$19.53	\$21.75	\$25.33	\$28.35	\$30.18	\$40,627	\$45,240	\$52,684	\$58,974	\$62,768
17-3013	Mechanical drafters	60	47.92	\$27.52	\$57,238	6.95	\$17.77	\$23.04	\$27.76	\$32.75	\$37.04	\$36,969	\$47,925	\$57,745	\$68,119	\$77,033
17-3022	Civil engineering technicians	20	10.7	\$27.90	\$58,037	4.86	\$21.91	\$25.17	\$26.49	\$29.08	\$35.24	\$45,569	\$52,357	\$55,100	\$60,481	\$73,292
17-3023	Electrical and electronics engineering technicians	70	24.19	\$31.90	\$66,346	4.6	\$24.45	\$29.35	\$32.89	\$36.01	\$39.70	\$50,858	\$61,057	\$68,407	\$74,895	\$82,580
17-3025	Environmental engineering technicians	20	29.29	\$27.31	\$56,800	8.61	\$17.96	\$21.83	\$26.46	\$31.48	\$36.42	\$37,356	\$45,397	\$55,043	\$65,488	\$75,758
17-3026	Industrial engineering technicians	#	#	\$29.96	\$62,312	5.71	\$19.10	\$23.87	\$29.74	\$36.22	\$41.82	\$39,737	\$49,657	\$61,863	\$75,327	\$86,984
17-3029	Engineering technicians, except drafters, all other	#	#	\$33.22	\$69,097	2	\$21.31	\$26.54	\$32.30	\$38.27	\$47.54	\$44,319	\$55,199	\$67,194	\$79,596	\$98,892
17-3031	Surveying and mapping technicians	50	13.65	\$23.25	\$48,359	6.12	\$14.01	\$18.55	\$21.96	\$26.57	\$35.39	\$29,133	\$38,584	\$45,686	\$55,257	\$73,620
<b>19-0000</b>	<b>Life, physical, and social science</b>	<b>590</b>	<b>10.75</b>	<b>\$29.44</b>	<b>\$61,242</b>	<b>3.68</b>	<b>\$15.55</b>	<b>\$19.24</b>	<b>\$27.12</b>	<b>\$35.67</b>	<b>\$47.07</b>	<b>\$32,348</b>	<b>\$40,023</b>	<b>\$56,404</b>	<b>\$74,197</b>	<b>\$97,899</b>
19-1013	Soil and plant scientists	20	36.11	\$25.36	\$52,739	8.33	\$20.07	\$21.45	\$23.74	\$28.21	\$30.52	\$41,748	\$44,607	\$49,373	\$58,683	\$63,486
19-2031	Chemists	60	24.43	\$34.41	\$71,566	14.88	\$16.19	\$18.62	\$28.67	\$44.05	\$68.63	\$33,684	\$38,729	\$59,627	\$91,617	\$142,753
19-2041	Environmental scientists and specialists, including health	60	31.73	\$30.63	\$63,711	2.65	\$18.99	\$24.72	\$29.45	\$35.67	\$44.84	\$39,503	\$51,422	\$61,266	\$74,203	\$93,260
19-3031	Clinical, counseling, and school psychologists	80	13.79	\$34.01	\$70,748	3.55	\$18.42	\$28.08	\$33.71	\$39.65	\$49.43	\$38,306	\$58,405	\$70,122	\$82,463	\$102,813
19-3051	Urban and regional planners	40	42.46	\$36.72	\$76,381	1.62	\$25.00	\$29.04	\$35.64	\$44.50	\$52.92	\$51,992	\$60,410	\$74,126	\$92,565	\$110,073
19-4031	Chemical technicians	60	33.97	\$23.17	\$48,189	7.33	\$12.78	\$14.81	\$22.82	\$30.92	\$35.15	\$26,584	\$30,809	\$47,458	\$64,308	\$73,110
19-4041	Geological and petroleum technicians	50	40.94	\$25.43	\$52,902	7.85	\$14.01	\$16.13	\$18.75	\$32.54	\$46.38	\$29,151	\$33,547	\$39,003	\$67,688	\$96,478
19-4091	Environmental science and protection technicians, including health	50	31.98	\$24.77	\$51,530	2.95	\$18.78	\$21.48	\$25.36	\$27.72	\$30.95	\$39,071	\$44,688	\$52,757	\$57,653	\$64,385
19-4093	Forest and conservation technicians	#	#	\$18.77	\$39,048	10.14	\$15.31	\$16.18	\$17.44	\$18.89	\$26.54	\$31,851	\$33,656	\$36,282	\$39,291	\$55,210
19-4099	Life, physical, and social science technicians, all other	10	39.77	\$20.06	\$41,718	3.77	\$12.01	\$15.77	\$19.30	\$23.42	\$30.44	\$24,988	\$32,794	\$40,147	\$48,707	\$63,306
<b>21-0000</b>	<b>Community and social services</b>	<b>1,110</b>	<b>7.25</b>	<b>\$22.83</b>	<b>\$47,484</b>	<b>3.12</b>	<b>\$11.85</b>	<b>\$16.80</b>	<b>\$22.27</b>	<b>\$27.80</b>	<b>\$34.92</b>	<b>\$24,640</b>	<b>\$34,946</b>	<b>\$46,319</b>	<b>\$57,822</b>	<b>\$72,623</b>
21-1011	Substance abuse and behavioral disorder counselors	10	35.89	\$15.40	\$32,034	12.25	\$8.46	\$8.80	\$9.36	\$18.81	\$30.46	\$17,589	\$18,295	\$19,472	\$39,130	\$63,364
21-1012	Educational, guidance, school, and vocational counselors	190	18.37	\$23.34	\$48,553	1.7	\$17.07	\$19.75	\$22.45	\$26.59	\$30.23	\$35,506	\$41,075	\$46,691	\$55,313	\$62,884
21-1014	Mental health counselors	70	31.02	\$20.62	\$42,881	6.07	\$8.91	\$17.35	\$21.72	\$25.65	\$29.20	\$18,543	\$36,085	\$45,188	\$53,362	\$60,731
21-1015	Rehabilitation counselors	#	#	\$24.30	\$50,537	7.07	\$12.69	\$14.70	\$19.52	\$27.20	\$42.59	\$26,402	\$30,583	\$40,605	\$56,571	\$88,579
21-1021	Child, family, and school social workers	180	9.06	\$25.89	\$53,846	5.76	\$14.93	\$18.66	\$26.90	\$31.73	\$36.08	\$31,065	\$38,804	\$55,942	\$65,991	\$75,043
21-1022	Healthcare social workers	110	17.76	\$20.92	\$43,512	4.82	\$14.50	\$16.89	\$20.33	\$23.15	\$29.20	\$30,150	\$35,132	\$42,291	\$48,153	\$60,732
21-1023	Mental health and substance abuse social workers	#	#	\$21.98	\$45,710	5.59	\$18.96	\$20.23	\$22.15	\$24.71	\$28.04	\$39,427	\$42,073	\$46,078	\$51,403	\$58,313
21-1029	Social workers, all other	70	25.95	\$19.31	\$40,157	10.99	\$12.38	\$13.24	\$14.67	\$25.95	\$33.59	\$25,754	\$27,542	\$30,522	\$53,967	\$69,859

# Data unavailable

Occupational Code	Occupational Title	Employment Estimate	Employment Percentage Relative Standard Error	Average Hourly Wage	Average Annual Wage	Wage Percentage Relative Standard Error	10th Percentile (Hourly)	25th Percentile (Hourly)	50th Percentile (Hourly)	75th Percentile (Hourly)	90th Percentile (Hourly)	10th Percentile (Annual)	25th Percentile (Annual)	50th Percentile (Annual)	75th Percentile (Annual)	90th Percentile (Annual)
21-1091	Health educators	60	37.24	\$23.57	\$49,023	6.15	\$14.75	\$17.90	\$23.85	\$28.46	\$34.32	\$30,681	\$37,226	\$49,602	\$59,192	\$71,387
21-1092	Probation officers and correctional treatment specialists	120	10.7	\$28.24	\$58,731	2.77	\$22.19	\$22.77	\$25.67	\$30.58	\$40.92	\$46,163	\$47,358	\$53,397	\$63,603	\$85,113
21-1093	Social and human service assistants	80	20.8	\$12.60	\$26,213	8.55	\$8.62	\$9.21	\$10.64	\$16.04	\$20.09	\$17,937	\$19,165	\$22,128	\$33,353	\$41,792
21-1099	Community and social service specialists, all other	70	19.18	\$27.41	\$57,004	10.09	\$13.32	\$19.19	\$24.45	\$38.44	\$44.90	\$27,706	\$39,911	\$50,858	\$79,951	\$93,391
<b>23-0000</b>	<b>Legal</b>	<b>420</b>	<b>7.23</b>	<b>\$35.81</b>	<b>\$74,477</b>	<b>10.35</b>	<b>\$11.40</b>	<b>\$18.12</b>	<b>\$27.04</b>	<b>\$41.03</b>	<b>\$70.61</b>	<b>\$23,705</b>	<b>\$37,696</b>	<b>\$56,234</b>	<b>\$85,346</b>	<b>\$146,871</b>
23-1011	Lawyers	150	10.93	\$53.11	\$110,467	19.75	\$24.80	\$28.31	\$37.80	\$58.14	#	\$51,578	\$58,889	\$78,620	\$120,921	#
23-1023	Judges, magistrate judges, and magistrates	30	21.34	#	#	#	#	#	#	#	#	#	#	#	#	#
23-2011	Paralegals and legal assistants	110	6.37	\$20.14	\$41,885	7.16	\$10.70	\$15.87	\$18.97	\$25.16	\$29.77	\$22,257	\$33,011	\$39,467	\$52,326	\$61,931
23-2093	Title examiners, abstractors, and searchers	50	34.45	\$20.64	\$42,936	6.46	\$10.46	\$11.58	\$18.13	\$24.84	\$36.61	\$21,765	\$24,089	\$37,701	\$51,673	\$76,141
23-2099	Legal support workers, all other	60	14.83	\$25.49	\$53,027	8.87	\$12.96	\$19.57	\$25.24	\$28.65	\$40.26	\$26,951	\$40,702	\$52,500	\$59,584	\$83,735
<b>25-0000</b>	<b>Education, training, and library</b>	<b>6,710</b>	<b>6</b>	<b>\$21.42</b>	<b>\$44,560</b>	<b>4.1</b>	<b>\$11.10</b>	<b>\$14.67</b>	<b>\$19.47</b>	<b>\$26.39</b>	<b>\$34.23</b>	<b>\$23,084</b>	<b>\$30,508</b>	<b>\$40,501</b>	<b>\$54,882</b>	<b>\$71,200</b>
25-1011	Business teachers, postsecondary	60	24.15	#	\$86,300	18.38	#	#	#	#	#	\$29,750	\$43,204	\$94,591	\$116,990	\$131,466
25-1121	Art, drama, and music teachers, postsecondary	180	24.54	#	\$52,933	12.28	#	#	#	#	#	\$28,751	\$36,794	\$53,567	\$64,961	\$78,661
25-1125	History teachers, postsecondary	30	24.6	#	#	#	#	#	#	#	#	#	#	#	#	#
25-1194	Vocational education teachers, postsecondary	50	42.41	\$19.73	\$41,036	7.42	\$12.98	\$14.42	\$20.19	\$22.92	\$27.77	\$27,005	\$29,996	\$42,001	\$47,682	\$57,761
25-1199	Postsecondary teachers, all other	#	#	#	\$43,244	16.79	#	#	#	#	#	\$26,076	\$27,695	\$30,392	\$45,464	\$66,856
25-2011	Preschool teachers, except special education	340	16.48	\$12.71	\$26,438	7.4	\$8.89	\$10.31	\$12.56	\$14.23	\$16.86	\$18,500	\$21,450	\$26,120	\$29,594	\$35,062
25-2012	Kindergarten teachers, except special education	150	1.46	#	\$45,779	1.7	#	#	#	#	#	\$33,902	\$37,876	\$44,239	\$51,477	\$61,065
25-2021	Elementary school teachers, except special education	1,230	3.31	#	\$47,151	1.51	#	#	#	#	#	\$33,917	\$37,781	\$44,577	\$54,081	\$65,127
25-2022	Middle school teachers, except special and career/technical educa	600	1.1	#	\$47,503	1.38	#	#	#	#	#	\$34,227	\$38,389	\$45,345	\$55,098	\$64,662
25-2031	Secondary school teachers, except special and career/technical ed	720	2.88	#	\$49,548	1.53	#	#	#	#	#	\$34,808	\$39,924	\$47,426	\$57,888	\$68,924
25-2032	Career/technical education teachers, secondary school	50	4.46	#	\$47,828	1.58	#	#	#	#	#	\$35,491	\$40,643	\$46,849	\$55,294	\$61,591
25-2051	Special education teachers, preschool	30	0	#	\$55,295	1.65	#	#	#	#	#	\$37,365	\$42,423	\$48,426	\$67,473	\$77,275
25-2052	Special education teachers, kindergarten and elementary school	140	1.29	#	\$50,835	1.77	#	#	#	#	#	\$35,251	\$40,828	\$48,762	\$58,820	\$71,144
25-2053	Special education teachers, middle school	70	1.18	#	\$49,171	1.68	#	#	#	#	#	\$34,131	\$38,105	\$47,342	\$58,783	\$69,365
25-2054	Special education teachers, secondary school	80	0.62	#	\$51,519	1.64	#	#	#	#	#	\$36,356	\$42,146	\$49,219	\$59,199	\$70,381
25-3011	Adult basic and secondary education and literacy teachers and ins	#	#	\$16.97	\$35,307	3.59	\$12.46	\$13.45	\$15.11	\$19.72	\$24.47	\$25,909	\$27,982	\$31,436	\$41,019	\$50,908
25-3021	Self-enrichment education teachers	#	#	\$16.09	\$33,459	8.41	\$11.19	\$13.48	\$16.12	\$18.43	\$21.73	\$23,280	\$28,032	\$33,535	\$38,326	\$45,198
25-3097	Teachers and instructors, all other, except substitute teachers	20	46.47	#	\$49,978	2.88	#	#	#	#	#	\$22,629	\$41,664	\$51,860	\$63,966	\$72,775
25-4021	Librarians	130	4.04	\$27.62	\$57,452	3.52	\$18.42	\$21.00	\$25.34	\$33.66	\$40.38	\$38,313	\$43,671	\$52,709	\$70,018	\$83,996
25-4031	Library technicians	160	3.46	\$16.00	\$33,283	3.42	\$10.95	\$13.81	\$16.36	\$18.21	\$20.79	\$22,766	\$28,732	\$34,020	\$37,885	\$43,249
25-9031	Instructional coordinators	50	20.7	\$35.02	\$72,834	3.67	\$20.89	\$28.16	\$35.41	\$41.31	\$46.26	\$43,449	\$58,568	\$73,644	\$85,916	\$96,221
25-9041	Teacher assistants	630	11.53	#	\$25,323	2.34	#	#	#	#	#	\$20,210	\$21,473	\$23,571	\$27,722	\$34,375
25-9099	Education, training, and library workers, all other	500	0.66	\$12.17	\$25,311	6.3	\$10.01	\$10.45	\$11.18	\$11.91	\$15.00	\$20,823	\$21,732	\$23,247	\$24,763	\$31,207
<b>27-0000</b>	<b>Arts, design, entertainment, sports, and media</b>	<b>810</b>	<b>12.02</b>	<b>\$20.49</b>	<b>\$42,629</b>	<b>5.26</b>	<b>\$9.09</b>	<b>\$11.14</b>	<b>\$15.96</b>	<b>\$27.44</b>	<b>\$38.33</b>	<b>\$18,898</b>	<b>\$23,161</b>	<b>\$33,206</b>	<b>\$57,068</b>	<b>\$79,735</b>
27-1011	Art directors	#	#	\$41.44	\$86,198	6.37	\$32.97	\$40.07	\$43.25	\$46.42	\$48.33	\$68,569	\$83,354	\$89,958	\$96,562	\$100,525
27-1021	Commercial and industrial designers	20	30.74	\$34.91	\$72,615	7.76	\$24.87	\$28.34	\$33.60	\$38.46	\$51.63	\$51,728	\$58,956	\$69,879	\$79,997	\$107,400
27-1023	Floral designers	#	#	\$10.91	\$22,698	15.56	\$8.42	\$8.71	\$9.18	\$13.35	\$17.514	\$17,514	\$18,107	\$19,095	\$27,766	\$34,048
27-1024	Graphic designers	90	16.78	\$18.40	\$38,271	6.03	\$12.22	\$13.14	\$14.69	\$22.51	\$29.53	\$25,415	\$27,341	\$30,551	\$46,817	\$61,421
27-1025	Interior designers	20	23.11	\$20.43	\$42,490	20.22	\$12.85	\$14.00	\$18.13	\$25.55	\$33.96	\$26,731	\$29,125	\$37,715	\$53,137	\$70,633
27-1026	Merchandise displayers and window trimmers	20	32.74	\$12.29	\$25,570	6.72	\$8.47	\$8.84	\$9.84	\$14.31	\$18.79	\$17,625	\$18,385	\$20,467	\$29,758	\$39,078
27-2012	Producers and directors	#	#	\$21.87	\$45,499	4.32	\$9.69	\$11.99	\$20.81	\$27.12	\$37.37	\$20,164	\$24,937	\$43,276	\$56,415	\$77,733
27-2022	Coaches and scouts	130	29.59	#	\$31,469	4.07	#	#	#	#	#	\$18,989	\$21,011	\$24,621	\$35,777	\$48,884
27-3031	Public relations specialists	110	28.56	\$31.08	\$64,638	7.63	\$12.18	\$21.48	\$30.76	\$37.79	\$44.13	\$25,332	\$44,671	\$63,979	\$78,609	\$91,797
27-3091	Interpreters and translators	40	16.13	\$19.63	\$40,830	10.16	\$8.77	\$12.79	\$19.71	\$23.28	\$30.64	\$18,233	\$26,604	\$40,997	\$48,417	\$63,731
<b>29-0000</b>	<b>Healthcare practitioners and technical</b>	<b>4,130</b>	<b>29.35</b>	<b>\$39.79</b>	<b>\$82,755</b>	<b>4.14</b>	<b>\$18.37</b>	<b>\$25.22</b>	<b>\$33.26</b>	<b>\$43.60</b>	<b>\$62.71</b>	<b>\$38,210</b>	<b>\$52,467</b>	<b>\$69,180</b>	<b>\$90,690</b>	<b>\$130,429</b>
29-1021	Dentists, general	90	26.55	\$86.69	\$180,315	29.64	\$40.35	\$44.15	\$63.43	#	#	\$83,929	\$91,823	\$131,944	#	#

# Data unavailable

Occupational Code	Occupational Title	Employment Estimate	Employment Percentage Relative Standard Error	Average Hourly Wage	Average Annual Wage	Wage Percentage Relative Standard Error	10th Percentile (Hourly)	25th Percentile (Hourly)	50th Percentile (Hourly)	75th Percentile (Hourly)	90th Percentile (Hourly)	10th Percentile (Annual)	25th Percentile (Annual)	50th Percentile (Annual)	75th Percentile (Annual)	90th Percentile (Annual)
29-1031	Dietitians and nutritionists	20	37	\$27.30	\$56,788	5.4	\$19.45	\$22.61	\$26.87	\$32.16	\$41.04	\$40,446	\$47,022	\$55,893	\$66,886	\$85,368
29-1041	Optometrists	20	33.07	\$36.24	\$75,377	7.22	\$26.50	\$29.54	\$33.82	\$38.63	\$52.71	\$55,128	\$61,442	\$70,347	\$80,355	\$109,647
29-1051	Pharmacists	100	31.04	\$57.68	\$119,978	2.56	\$48.47	\$52.68	\$58.59	\$65.77	\$71.89	\$100,821	\$109,581	\$121,872	\$136,796	\$149,540
29-1062	Family and general practitioners	70	45.43	\$102.72	\$213,662	11.45	\$71.15	\$83.45	#	#	#	\$147,987	\$173,579	#	#	#
29-1069	Physicians and surgeons, all other	#	#	\$113.56	\$236,205	19.36	\$81.45	#	#	#	#	\$169,422	#	#	#	#
29-1071	Physician assistants	#	#	\$45.61	\$94,861	3.2	\$38.04	\$40.88	\$45.54	\$52.19	\$56.80	\$79,120	\$85,034	\$94,717	\$108,545	\$118,152
29-1122	Occupational therapists	90	23.74	\$40.98	\$85,248	5	\$29.44	\$33.28	\$38.55	\$47.31	\$58.75	\$61,238	\$69,233	\$80,183	\$98,406	\$122,204
29-1123	Physical therapists	170	38.95	\$34.90	\$72,601	5.45	\$20.99	\$23.77	\$35.44	\$43.04	\$48.05	\$43,659	\$49,449	\$73,725	\$89,521	\$99,942
29-1126	Respiratory therapists	#	#	\$27.38	\$56,958	2.98	\$20.97	\$23.80	\$27.29	\$31.07	\$35.23	\$43,613	\$49,513	\$56,768	\$64,630	\$73,273
29-1127	Speech-language pathologists	90	11.72	\$37.38	\$77,747	2.5	\$25.86	\$28.58	\$34.64	\$45.16	\$55.45	\$53,794	\$59,450	\$72,059	\$93,927	\$115,346
29-1131	Veterinarians	90	34.84	\$35.89	\$74,644	8.97	\$22.53	\$31.31	\$34.65	\$41.73	\$51.11	\$46,867	\$65,128	\$72,077	\$86,805	\$106,299
29-1141	Registered nurses	1,460	45.64	\$33.79	\$70,273	1.89	\$25.25	\$28.08	\$33.02	\$38.81	\$45.25	\$52,527	\$58,398	\$68,687	\$80,715	\$94,110
29-1171	Nurse practitioners	90	36.59	\$49.67	\$103,309	4.53	\$38.07	\$41.21	\$46.38	\$55.37	\$71.14	\$79,184	\$85,727	\$96,464	\$115,171	\$147,962
29-1181	Audiologists	20	17.16	\$35.37	\$73,563	5.12	\$25.16	\$29.75	\$36.72	\$42.47	\$45.60	\$52,334	\$61,881	\$76,371	\$88,342	\$94,848
29-2011	Medical and clinical laboratory technologists	#	#	\$29.89	\$62,167	2.95	\$22.48	\$25.62	\$29.68	\$34.53	\$37.48	\$46,758	\$53,281	\$61,744	\$71,824	\$77,949
29-2012	Medical and clinical laboratory technicians	#	#	\$17.41	\$36,210	3.37	\$12.93	\$14.51	\$17.02	\$19.95	\$22.88	\$26,893	\$30,188	\$35,398	\$41,498	\$47,585
29-2021	Dental hygienists	170	20.48	\$36.49	\$75,905	4.2	\$31.68	\$33.38	\$36.22	\$38.87	\$44.15	\$65,885	\$69,434	\$75,348	\$80,856	\$91,825
29-2032	Diagnostic medical sonographers	#	#	\$39.31	\$81,767	3.48	\$30.53	\$33.62	\$38.75	\$45.16	\$52.12	\$63,494	\$69,940	\$80,606	\$93,926	\$108,412
29-2034	Radiologic technologists and technicians	#	#	\$25.19	\$52,406	2.21	\$17.74	\$20.39	\$23.35	\$29.17	\$36.07	\$36,894	\$42,420	\$48,569	\$60,679	\$75,033
29-2041	Emergency medical technicians and paramedics	30	46.44	\$20.22	\$42,047	7.79	\$13.22	\$14.93	\$19.75	\$24.74	\$29.09	\$27,506	\$31,064	\$41,083	\$51,450	\$60,515
29-2052	Pharmacy technicians	110	20.09	\$14.88	\$30,948	3.17	\$10.73	\$12.41	\$14.38	\$17.33	\$20.14	\$22,310	\$25,822	\$29,911	\$36,037	\$41,892
29-2055	Surgical technologists	#	#	\$23.70	\$49,290	5.59	\$16.87	\$19.31	\$23.09	\$26.81	\$29.07	\$35,082	\$40,164	\$48,034	\$55,767	\$60,461
29-2056	Veterinary technologists and technicians	60	41.65	\$15.41	\$32,047	3.61	\$12.57	\$13.42	\$14.84	\$17.26	\$18.88	\$26,151	\$27,919	\$30,872	\$35,910	\$39,267
29-2061	Licensed practical and licensed vocational nurses	300	22.36	\$22.75	\$47,316	3.35	\$17.10	\$19.68	\$22.31	\$25.91	\$29.22	\$35,561	\$40,926	\$46,398	\$53,894	\$60,783
29-2071	Medical records and health information technicians	40	27.14	\$19.60	\$40,771	4.93	\$13.56	\$16.26	\$19.93	\$22.45	\$25.68	\$28,199	\$33,820	\$41,450	\$46,698	\$53,404
29-2081	Opticians, dispensing	60	39.09	#	#	#	#	#	#	#	#	#	#	#	#	#
29-2099	Health technologists and technicians, all other	100	32.69	#	#	#	#	#	#	#	#	#	#	#	#	#
29-9011	Occupational health and safety specialists	100	9.37	\$36.44	\$75,785	4.03	\$18.54	\$28.36	\$35.72	\$44.85	\$53.96	\$38,572	\$58,988	\$74,296	\$93,281	\$112,239
29-9012	Occupational health and safety technicians	20	25.23	\$23.65	\$49,187	7.42	\$16.49	\$18.75	\$22.33	\$28.28	\$34.40	\$34,298	\$38,997	\$46,451	\$58,830	\$71,561
<b>31-0000</b>	<b>Healthcare support</b>	<b>2,030</b>	<b>16.39</b>	<b>\$14.50</b>	<b>\$30,162</b>	<b>2.98</b>	<b>\$9.52</b>	<b>\$11.29</b>	<b>\$13.88</b>	<b>\$16.90</b>	<b>\$19.24</b>	<b>\$19,809</b>	<b>\$23,475</b>	<b>\$28,875</b>	<b>\$35,153</b>	<b>\$40,025</b>
31-1011	Home health aides	#	#	\$9.78	\$20,340	5.59	\$8.43	\$8.73	\$9.23	\$10.32	\$11.63	\$17,534	\$18,158	\$19,198	\$21,474	\$24,191
31-1014	Nursing assistants	700	15.33	\$12.88	\$26,791	3.43	\$9.73	\$10.70	\$12.47	\$14.61	\$17.29	\$20,242	\$22,249	\$25,944	\$30,396	\$35,964
31-2011	Occupational therapy assistants	20	38.98	\$26.02	\$54,115	3.48	\$20.03	\$24.31	\$26.59	\$28.87	\$30.23	\$41,653	\$50,572	\$55,315	\$60,040	\$62,875
31-2021	Physical therapist assistants	30	49.78	\$25.65	\$53,345	6.34	\$19.00	\$22.83	\$26.32	\$28.99	\$32.45	\$39,525	\$47,476	\$54,738	\$60,290	\$67,499
31-9011	Massage therapists	30	35.13	\$17.87	\$37,173	28.3	\$8.46	\$8.80	\$14.33	\$27.00	\$29.34	\$17,591	\$18,300	\$29,816	\$56,157	\$61,033
31-9091	Dental assistants	190	3.17	\$20.13	\$41,865	6.81	\$15.28	\$16.46	\$18.44	\$23.09	\$29.39	\$31,780	\$34,246	\$38,358	\$48,017	\$61,123
31-9092	Medical assistants	540	45.44	\$15.13	\$31,467	2.65	\$12.37	\$13.35	\$15.00	\$17.10	\$18.37	\$25,733	\$27,778	\$31,195	\$35,561	\$38,216
31-9096	Veterinary assistants and laboratory animal caretakers	60	31.34	\$11.56	\$24,046	4.02	\$9.65	\$10.32	\$11.43	\$12.97	\$14.16	\$20,073	\$21,463	\$23,778	\$26,969	\$29,446
31-9097	Phlebotomists	40	25.93	\$17.49	\$36,379	4.08	\$13.37	\$15.39	\$16.99	\$18.59	\$23.59	\$27,818	\$32,012	\$35,342	\$38,672	\$49,070
31-9099	Healthcare support workers, all other	100	14.95	\$12.90	\$26,829	3.29	\$10.04	\$10.68	\$11.76	\$14.25	\$17.91	\$20,881	\$22,223	\$24,459	\$29,650	\$37,259
<b>33-0000</b>	<b>Protective service</b>	<b>2,040</b>	<b>17.21</b>	<b>\$21.91</b>	<b>\$45,571</b>	<b>5.13</b>	<b>\$9.51</b>	<b>\$12.51</b>	<b>\$21.78</b>	<b>\$28.23</b>	<b>\$35.50</b>	<b>\$19,787</b>	<b>\$26,029</b>	<b>\$45,294</b>	<b>\$58,718</b>	<b>\$73,849</b>
33-1012	First-line supervisors of police and detectives	#	#	\$38.10	\$79,252	3.3	\$25.95	\$29.36	\$40.39	\$44.58	\$46.61	\$53,971	\$61,059	\$84,018	\$92,718	\$96,949
33-1021	First-line supervisors of fire fighting and prevention workers	50	29.17	\$29.92	\$62,240	5.27	\$23.78	\$26.00	\$29.50	\$34.25	\$37.40	\$49,464	\$54,074	\$61,365	\$71,232	\$77,800
33-1099	First-line supervisors of protective service workers, all other	20	23.27	\$23.73	\$49,351	6.34	\$16.87	\$19.53	\$23.54	\$27.58	\$32.23	\$35,096	\$40,619	\$48,958	\$57,364	\$67,032
33-2011	Firefighters	250	27.4	\$20.09	\$41,786	9.05	\$11.23	\$15.18	\$19.99	\$25.54	\$28.89	\$23,352	\$31,570	\$41,585	\$53,132	\$60,090
33-3012	Correctional officers and jailers	300	16.78	\$24.03	\$49,980	4.26	\$19.63	\$20.46	\$23.97	\$27.30	\$29.34	\$40,837	\$42,553	\$49,852	\$56,792	\$61,034
33-3021	Detectives and criminal investigators	60	10.14	\$33.56	\$69,812	7.38	\$17.99	\$24.27	\$31.52	\$37.51	\$55.63	\$37,422	\$50,482	\$65,571	\$78,027	\$115,708
33-3051	Police and sheriff's patrol officers	570	39.07	\$27.04	\$56,242	2.09	\$20.22	\$22.44	\$26.53	\$31.52	\$35.86	\$42,068	\$46,671	\$55,181	\$65,570	\$74,595
33-9032	Security guards	330	17.3	\$11.58	\$24,093	5.77	\$8.55	\$9.03	\$10.52	\$12.83	\$14.76	\$17,781	\$18,776	\$21,888	\$26,696	\$30,705

# Data unavailable





Occupational Code	Occupational Title	Employment Estimate	Employment Percentage Relative Standard Error	Average Hourly Wage	Average Annual Wage	Wage Percentage Relative Standard Error	10th Percentile (Hourly)	25th Percentile (Hourly)	50th Percentile (Hourly)	75th Percentile (Hourly)	90th Percentile (Hourly)	10th Percentile (Annual)	25th Percentile (Annual)	50th Percentile (Annual)	75th Percentile (Annual)	90th Percentile (Annual)
43-9061	Office clerks, general	1,510	10.99	\$16.55	\$34,431	2.62	\$9.12	\$11.79	\$15.55	\$19.63	\$26.04	\$18,976	\$24,516	\$32,345	\$40,825	\$54,155
43-9071	Office machine operators, except computer	#	#	\$13.13	\$27,318	18.48	\$8.50	\$8.91	\$10.09	\$17.51	\$19.16	\$17,682	\$18,527	\$20,987	\$36,430	\$39,858
43-9199	Office and administrative support workers, all other	40	43.59	\$14.45	\$30,051	5.5	\$9.06	\$10.92	\$14.52	\$17.39	\$18.99	\$18,840	\$22,717	\$30,207	\$36,162	\$39,509
<b>45-0000</b>	<b>Farming, fishing, and forestry</b>	<b>520</b>	<b>12.56</b>	<b>\$15.29</b>	<b>\$31,803</b>	<b>8.24</b>	<b>\$8.61</b>	<b>\$9.19</b>	<b>\$12.37</b>	<b>\$20.04</b>	<b>\$26.54</b>	<b>\$17,913</b>	<b>\$19,105</b>	<b>\$25,740</b>	<b>\$41,684</b>	<b>\$55,204</b>
45-1011	First-line supervisors of farming, fishing, and forestry workers	40	31.8	\$33.35	\$69,377	5.27	\$22.13	\$27.19	\$33.72	\$40.14	\$45.54	\$46,030	\$56,561	\$70,131	\$83,493	\$94,726
45-2091	Agricultural equipment operators	100	34.42	\$16.68	\$34,693	13.67	\$12.13	\$12.83	\$14.00	\$20.59	\$26.29	\$25,221	\$26,684	\$29,123	\$42,819	\$45,691
45-2092	Farmworkers and laborers, crop, nursery, and greenhouse	190	11.37	\$9.76	\$20,295	5.25	\$8.39	\$8.64	\$9.05	\$9.51	\$12.77	\$17,461	\$17,976	\$18,833	\$19,780	\$26,552
45-2093	Farmworkers, farm, ranch, and aquacultural animals	70	33.48	\$11.81	\$24,568	8.26	\$9.76	\$10.26	\$11.10	\$11.94	\$16.57	\$20,301	\$21,347	\$23,091	\$24,835	\$34,462
45-2099	Agricultural workers, all other	30	39.7	\$14.84	\$30,875	21.68	\$8.51	\$8.93	\$16.26	\$18.88	\$22.27	\$17,702	\$18,577	\$33,817	\$39,275	\$46,329
<b>47-0000</b>	<b>Construction and extraction</b>	<b>12,270</b>	<b>4.67</b>	<b>\$21.00</b>	<b>\$43,673</b>	<b>2.01</b>	<b>\$12.65</b>	<b>\$15.60</b>	<b>\$19.33</b>	<b>\$24.23</b>	<b>\$30.52</b>	<b>\$26,312</b>	<b>\$32,452</b>	<b>\$40,214</b>	<b>\$50,389</b>	<b>\$63,487</b>
47-1011	First-line supervisors of construction trades and extraction work	1,480	13.3	\$30.06	\$62,522	3.46	\$17.47	\$23.00	\$28.66	\$35.85	\$45.41	\$36,344	\$47,847	\$59,608	\$74,563	\$94,454
47-2031	Carpenters	480	17.57	\$17.16	\$35,691	4.48	\$11.57	\$13.48	\$16.52	\$20.42	\$23.93	\$24,073	\$28,040	\$34,365	\$42,478	\$49,769
47-2051	Cement masons and concrete finishers	380	29.72	\$19.56	\$40,693	3.54	\$15.12	\$16.93	\$19.76	\$22.32	\$23.92	\$31,440	\$35,221	\$41,102	\$46,433	\$49,758
47-2061	Construction laborers	1,540	9.58	\$16.18	\$33,660	2.89	\$10.84	\$12.73	\$15.30	\$18.49	\$23.76	\$22,555	\$26,487	\$31,821	\$38,453	\$49,415
47-2073	Operating engineers and other construction equipment operators	990	11.71	\$22.08	\$45,921	2.25	\$15.91	\$18.37	\$21.70	\$25.07	\$29.25	\$33,097	\$38,214	\$45,135	\$52,146	\$60,839
47-2081	Drywall and ceiling tile installers	70	22.1	\$17.73	\$36,880	8.7	\$11.76	\$14.03	\$17.99	\$21.51	\$23.50	\$24,458	\$29,190	\$37,410	\$44,735	\$48,870
47-2111	Electricians	710	15.08	\$21.94	\$45,632	8.43	\$12.52	\$16.16	\$19.80	\$26.13	\$35.88	\$26,046	\$33,619	\$41,186	\$54,348	\$74,630
47-2132	Insulation workers, mechanical	50	0	\$18.52	\$38,517	2.99	\$15.03	\$16.37	\$18.58	\$21.15	\$22.68	\$31,258	\$34,055	\$38,652	\$44,000	\$47,173
47-2141	Painters, construction and maintenance	260	7.5	\$17.14	\$35,651	4.24	\$12.72	\$14.61	\$16.80	\$18.82	\$22.41	\$26,460	\$30,398	\$34,944	\$39,146	\$46,613
47-2151	Pipelayers	110	17.67	\$21.33	\$44,374	7.49	\$15.39	\$16.42	\$18.14	\$21.26	\$32.42	\$32,002	\$34,147	\$37,722	\$44,224	\$67,444
47-2152	Plumbers, pipefitters, and steamfitters	570	23.14	\$22.14	\$46,048	3.79	\$14.93	\$17.61	\$21.73	\$25.99	\$29.44	\$31,052	\$36,631	\$45,201	\$54,051	\$61,230
47-2181	Roofers	230	19.8	\$18.97	\$39,453	6.47	\$13.06	\$15.41	\$18.96	\$22.49	\$25.51	\$27,157	\$32,051	\$39,436	\$46,775	\$53,063
47-2211	Sheet metal workers	400	41.44	\$15.92	\$33,109	8.72	\$10.49	\$11.73	\$14.05	\$19.01	\$25.33	\$21,817	\$24,406	\$29,227	\$39,543	\$52,691
47-2221	Structural iron and steel workers	50	49.48	\$20.92	\$43,515	16.02	\$10.88	\$14.13	\$20.89	\$25.98	\$33.16	\$22,634	\$29,387	\$43,447	\$54,043	\$68,963
47-3011	Helpers—brickmasons, blockmasons, stonemasons, and tile and marble setters	40	43.61	\$13.91	\$28,924	9.14	\$10.00	\$10.89	\$12.73	\$15.76	\$20.13	\$20,790	\$22,661	\$26,470	\$32,786	\$41,868
47-3012	Helpers—carpenters	#	#	\$11.03	\$22,948	21.49	\$8.42	\$8.72	\$9.20	\$9.99	\$20.19	\$17,523	\$18,129	\$19,140	\$20,772	\$41,987
47-4011	Construction and building inspectors	#	#	\$35.02	\$72,850	10.43	\$17.80	\$25.21	\$40.40	\$44.84	\$47.51	\$37,020	\$52,445	\$84,029	\$93,269	\$98,830
47-4041	Hazardous materials removal workers	#	#	\$21.89	\$45,523	4.84	\$17.11	\$19.72	\$21.80	\$23.89	\$27.96	\$35,593	\$41,008	\$45,345	\$49,682	\$58,167
47-4051	Highway maintenance workers	170	20.95	\$20.96	\$43,605	2.91	\$16.31	\$19.43	\$21.82	\$22.95	\$25.28	\$33,934	\$40,421	\$45,392	\$47,743	\$52,575
47-4071	Septic tank servicers and sewer pipe cleaners	60	31.39	\$18.79	\$39,089	11.7	\$12.13	\$15.23	\$17.52	\$24.66	\$28.38	\$25,225	\$31,687	\$36,445	\$51,301	\$59,030
47-5013	Service unit operators, oil, gas, and mining	1,800	15.12	\$21.15	\$43,987	4.11	\$14.60	\$17.08	\$20.30	\$22.89	\$26.47	\$30,376	\$35,535	\$42,229	\$47,620	\$55,064
47-5071	Roustabouts, oil and gas	1,630	9.26	\$18.23	\$37,926	4.43	\$12.52	\$14.77	\$17.13	\$21.06	\$27.58	\$26,045	\$30,721	\$35,636	\$43,796	\$57,368
47-5081	Helpers—extraction workers	#	#	\$20.56	\$42,774	5.5	\$16.03	\$19.47	\$21.24	\$23.02	\$24.08	\$33,344	\$40,499	\$44,187	\$47,875	\$50,088
<b>49-0000</b>	<b>Installation, maintenance, and repair</b>	<b>4,500</b>	<b>7.19</b>	<b>\$23.05</b>	<b>\$47,946</b>	<b>2.34</b>	<b>\$12.75</b>	<b>\$16.29</b>	<b>\$21.79</b>	<b>\$29.32</b>	<b>\$36.02</b>	<b>\$26,524</b>	<b>\$33,886</b>	<b>\$45,325</b>	<b>\$60,995</b>	<b>\$74,921</b>
49-1011	First-line supervisors of mechanics, installers, and repairers	260	8.57	\$30.44	\$63,307	2.88	\$17.43	\$23.86	\$30.30	\$37.39	\$44.49	\$36,248	\$49,638	\$63,030	\$77,762	\$92,542
49-2011	Computer, automated teller, and office machine repairers	40	45.48	\$19.45	\$40,463	4.18	\$12.29	\$15.52	\$17.74	\$22.50	\$31.21	\$25,563	\$32,278	\$36,894	\$46,806	\$64,927
49-2022	Telecommunications equipment installers and repairers, except line installers	110	30.4	\$30.89	\$64,254	6.64	\$19.46	\$30.24	\$32.95	\$35.70	\$37.35	\$40,485	\$62,906	\$68,536	\$74,255	\$77,687
49-2094	Electrical and electronics repairers, commercial and industrial equipment	190	28.51	\$25.16	\$52,342	8.53	\$11.00	\$18.18	\$25.86	\$32.35	\$37.34	\$22,886	\$37,810	\$53,787	\$67,292	\$77,673
49-2098	Security and fire alarm systems installers	20	34.76	#	#	#	#	#	#	#	#	#	#	#	#	#
49-3011	Aircraft mechanics and service technicians	#	#	\$19.64	\$40,841	7.15	\$13.66	\$15.95	\$18.65	\$22.42	\$27.88	\$28,404	\$33,181	\$38,800	\$46,638	\$57,990
49-3021	Automotive body and related repairers	120	21.46	\$24.72	\$51,414	6.29	\$13.51	\$18.19	\$25.18	\$30.16	\$36.30	\$28,103	\$37,827	\$52,366	\$62,732	\$75,511
49-3023	Automotive service technicians and mechanics	600	17.07	\$20.79	\$43,242	5.8	\$11.38	\$14.75	\$19.74	\$27.09	\$30.70	\$23,674	\$30,688	\$41,054	\$56,339	\$63,852
49-3031	Bus and truck mechanics and diesel engine specialists	340	10.9	\$20.22	\$42,059	3.74	\$13.10	\$15.92	\$19.48	\$23.76	\$29.28	\$27,254	\$33,118	\$40,514	\$49,411	\$60,897
49-3041	Farm equipment mechanics and service technicians	100	30.3	\$20.63	\$42,919	3.27	\$15.39	\$17.67	\$20.90	\$23.57	\$26.59	\$32,008	\$36,756	\$43,463	\$49,016	\$55,300

# Data unavailable

Occupational Code	Occupational Title	Employment Estimate	Employment Percentage Relative Standard Error	Average Hourly Wage	Average Annual Wage	Wage Percentage Relative Standard Error	10th Percentile (Hourly)	25th Percentile (Hourly)	50th Percentile (Hourly)	75th Percentile (Hourly)	90th Percentile (Hourly)	10th Percentile (Annual)	25th Percentile (Annual)	50th Percentile (Annual)	75th Percentile (Annual)	90th Percentile (Annual)
49-3042	Mobile heavy equipment mechanics, except engines	210	31.75	\$23.64	\$49,168	3	\$16.93	\$19.63	\$23.24	\$27.56	\$30.32	\$35,204	\$40,828	\$48,346	\$57,335	\$63,069
49-3093	Tire repairers and changers	80	46.33	\$17.08	\$35,520	13.41	\$9.44	\$11.46	\$17.26	\$21.76	\$25.09	\$19,630	\$23,838	\$35,904	\$45,270	\$52,180
49-9021	Heating, air conditioning, and refrigeration mechanics and installers	170	36.17	\$27.41	\$57,022	8.78	\$15.95	\$18.34	\$28.36	\$34.13	\$38.95	\$33,167	\$38,152	\$58,985	\$70,986	\$81,007
49-9041	Industrial machinery mechanics	700	33.1	\$26.75	\$55,647	7.14	\$13.45	\$17.66	\$28.06	\$34.79	\$38.05	\$27,975	\$36,728	\$58,374	\$72,366	\$79,147
49-9043	Maintenance workers, machinery	80	20.9	\$23.01	\$47,855	3.89	\$14.58	\$17.86	\$23.31	\$27.88	\$32.01	\$30,336	\$37,141	\$48,482	\$57,988	\$66,575
49-9051	Electrical power-line installers and repairers	140	23	\$20.52	\$42,682	15.35	\$12.71	\$13.76	\$15.78	\$18.82	\$43.74	\$26,436	\$28,616	\$32,815	\$39,156	\$90,975
49-9052	Telecommunications line installers and repairers	#	#	\$28.13	\$58,519	4.54	\$19.96	\$21.97	\$28.06	\$34.92	\$37.73	\$41,512	\$45,698	\$58,369	\$72,629	\$78,473
49-9071	Maintenance and repair workers, general	690	8.7	\$19.74	\$41,055	2.4	\$11.84	\$15.49	\$19.85	\$22.98	\$27.75	\$24,637	\$32,219	\$41,298	\$47,801	\$57,710
49-9098	Helpers--installation, maintenance, and repair workers	90	16.01	\$15.67	\$32,591	3.99	\$12.18	\$13.06	\$14.52	\$17.61	\$22.22	\$25,343	\$27,165	\$30,201	\$36,619	\$46,210
49-9099	Installation, maintenance, and repair workers, all other	50	35.17	\$22.19	\$46,164	7.38	\$10.56	\$16.61	\$22.19	\$28.71	\$33.59	\$21,958	\$34,543	\$46,161	\$59,708	\$69,868
<b>51-0000</b>	<b>Production</b>	<b>10,160</b>	<b>6.11</b>	<b>\$18.58</b>	<b>\$38,647</b>	<b>2.47</b>	<b>\$10.78</b>	<b>\$15.19</b>	<b>\$17.34</b>	<b>\$20.22</b>	<b>\$28.02</b>	<b>\$22,431</b>	<b>\$31,587</b>	<b>\$46,071</b>	<b>\$52,062</b>	<b>\$58,281</b>
51-1011	First-line supervisors of production and operating workers	530	8.21	\$31.14	\$64,774	3.18	\$19.17	\$24.52	\$28.50	\$37.10	\$48.12	\$39,871	\$50,999	\$59,279	\$77,177	\$100,099
51-2022	Electrical and electronic equipment assemblers	#	#	\$18.09	\$37,619	4.08	\$12.90	\$14.91	\$17.58	\$21.10	\$23.93	\$26,826	\$31,011	\$36,568	\$43,886	\$49,779
51-2041	Structural metal fabricators and fitters	180	30.48	\$17.38	\$36,153	3.16	\$13.35	\$15.33	\$17.33	\$19.70	\$22.24	\$27,764	\$31,878	\$36,045	\$40,970	\$46,257
51-2092	Team assemblers	#	#	\$12.42	\$25,839	10.89	\$8.48	\$8.85	\$9.67	\$16.38	\$18.74	\$17,630	\$18,398	\$20,112	\$34,080	\$38,972
51-2099	Assemblers and fabricators, all other	190	31.85	\$17.24	\$35,858	5.41	\$11.21	\$13.85	\$17.10	\$20.56	\$23.21	\$23,326	\$28,814	\$35,576	\$42,772	\$48,266
51-3011	Bakers	200	24.74	\$12.22	\$25,416	11.16	\$8.49	\$8.89	\$11.12	\$15.76	\$17.91	\$17,664	\$18,483	\$23,129	\$32,785	\$37,258
51-3021	Butchers and meat cutters	#	#	\$15.00	\$31,190	6.12	\$9.91	\$11.55	\$14.18	\$18.27	\$21.99	\$20,603	\$24,033	\$29,500	\$37,997	\$45,743
51-3092	Food batchmakers	90	30.57	\$11.71	\$24,356	3.53	\$9.12	\$9.83	\$11.05	\$13.04	\$15.97	\$18,978	\$20,446	\$22,986	\$27,124	\$33,219
51-3099	Food processing workers, all other	30	23.66	\$11.36	\$23,623	3.11	\$9.49	\$10.10	\$10.99	\$11.90	\$14.50	\$19,735	\$21,013	\$22,850	\$24,753	\$30,160
51-4011	Computer-controlled machine tool operators, metal and plastic	60	49.66	\$22.54	\$46,876	6.31	\$16.02	\$17.64	\$24.33	\$27.30	\$29.09	\$33,324	\$36,689	\$50,615	\$56,778	\$60,515
51-4031	Cutting, punching, and press machine setters, operators, and tenders, metal and plastic	150	24.93	\$21.44	\$44,606	11.68	\$13.48	\$15.81	\$21.06	\$27.17	\$29.82	\$28,047	\$32,889	\$43,800	\$56,504	\$62,031
51-4033	Grinding, lapping, polishing, and buffing machine tool setters, operators, and tenders, metal and plastic	30	43.82	\$14.49	\$30,136	6.03	\$11.60	\$12.75	\$14.17	\$16.40	\$18.33	\$24,132	\$26,514	\$29,482	\$34,111	\$38,124
51-4041	Machinists	480	36.54	\$20.17	\$41,946	3.88	\$11.71	\$15.96	\$18.89	\$25.91	\$28.76	\$24,349	\$33,202	\$39,296	\$53,884	\$59,818
51-4072	Molding, coremaking, and casting machine setters, operators, and tenders, metal and plastic	160	21.14	\$12.16	\$25,285	3.07	\$9.83	\$10.45	\$11.47	\$13.32	\$14.86	\$20,454	\$21,730	\$23,856	\$27,697	\$30,904
51-4081	Multiple machine tool setters, operators, and tenders, metal and plastic	70	22.64	\$17.33	\$36,056	8.44	\$10.91	\$13.22	\$15.88	\$19.91	\$26.80	\$22,703	\$27,490	\$33,028	\$41,409	\$55,752
51-4111	Tool and die makers	30	21.22	\$26.10	\$54,297	4.24	\$18.56	\$21.87	\$26.28	\$29.66	\$34.69	\$38,607	\$45,493	\$54,654	\$61,684	\$72,154
51-4121	Welders, cutters, solderers, and brazers	920	8.12	\$21.49	\$44,691	5.54	\$15.23	\$16.66	\$19.04	\$23.97	\$34.13	\$31,682	\$34,656	\$39,596	\$49,855	\$70,995
51-4122	Welding, soldering, and brazing machine setters, operators, and tenders	60	20.23	\$14.09	\$29,307	12.89	\$9.78	\$10.54	\$11.85	\$16.98	\$22.42	\$20,334	\$21,926	\$24,657	\$35,309	\$46,625
51-4199	Metal workers and plastic workers, all other	20	41.9	\$15.18	\$31,581	3.27	\$10.78	\$12.61	\$15.60	\$17.74	\$19.02	\$22,428	\$26,231	\$32,448	\$36,899	\$39,570
51-5112	Printing press operators	30	21.28	\$14.76	\$30,692	8.42	\$9.64	\$10.92	\$13.24	\$15.73	\$25.96	\$20,060	\$22,720	\$27,543	\$32,718	\$53,990
51-5113	Print binding and finishing workers	10	24.22	\$17.18	\$35,730	7.52	\$9.65	\$13.19	\$16.32	\$20.46	\$26.83	\$20,078	\$27,437	\$33,938	\$42,553	\$55,801
51-6011	Laundry and dry-cleaning workers	150	27.71	\$10.22	\$21,247	3.02	\$8.48	\$8.85	\$9.81	\$11.40	\$12.95	\$17,635	\$18,410	\$20,400	\$23,721	\$26,929
51-6031	Sewing machine operators	#	#	\$13.57	\$28,226	5.32	\$10.64	\$12.13	\$13.47	\$14.90	\$17.31	\$22,126	\$25,221	\$28,008	\$30,987	\$36,012
51-7011	Cabinetmakers and bench carpenters	180	22.34	\$16.24	\$33,789	4.98	\$11.09	\$12.96	\$15.73	\$19.25	\$22.79	\$23,072	\$26,961	\$32,721	\$40,049	\$47,405
51-7041	Sawing machine setters, operators, and tenders, wood	30	38.52	\$13.21	\$27,478	2.86	\$9.91	\$11.21	\$13.07	\$14.80	\$17.39	\$20,615	\$23,312	\$27,193	\$30,780	\$36,162
51-8013	Power plant operators	60	19.39	\$34.77	\$72,318	4.03	\$23.95	\$31.73	\$35.26	\$38.81	\$44.88	\$49,811	\$65,990	\$73,349	\$80,721	\$93,345
51-8021	Stationary engineers and boiler operators	30	34.02	\$36.28	\$75,459	23.22	\$19.69	\$23.38	\$27.47	\$55.31	\$71.62	\$40,960	\$48,621	\$57,139	\$115,045	\$148,975
51-8031	Water and wastewater treatment plant and system operators	50	24.75	\$23.35	\$48,572	6.65	\$9.05	\$19.98	\$24.72	\$29.01	\$33.49	\$18,831	\$41,554	\$51,427	\$60,339	\$69,653
51-8093	Petroleum pump system operators, refinery operators, and gaugers	#	#	\$38.95	\$81,026	15.56	\$26.56	\$30.14	\$33.55	\$36.90	\$41.72	\$55,240	\$62,689	\$69,791	\$76,753	\$86,785
51-9032	Cutting and slicing machine setters, operators, and tenders	20	43.04	\$16.53	\$34,378	6.25	\$12.59	\$13.71	\$15.84	\$18.42	\$22.39	\$26,194	\$28,511	\$32,946	\$38,323	\$46,577
51-9041	Extruding, forming, pressing, and compacting machine setters, operators, and tenders	#	#	\$17.73	\$36,872	3.57	\$15.07	\$15.97	\$17.46	\$18.95	\$23.01	\$31,343	\$33,209	\$36,315	\$39,421	\$47,870

# Data unavailable



Occupational Code	Occupational Title	Employment Estimate	Employment Percentage Relative Standard Error	Average Hourly Wage	Average Annual Wage	Wage Percentage Relative Standard Error	10th Percentile (Hourly)	25th Percentile (Hourly)	50th Percentile (Hourly)	75th Percentile (Hourly)	90th Percentile (Hourly)	10th Percentile (Annual)	25th Percentile (Annual)	50th Percentile (Annual)	75th Percentile (Annual)	90th Percentile (Annual)
51-9061	Inspectors, testers, sorters, samplers, and weighers	260	18.71	\$21.75	\$45,243	10.74	\$13.11	\$15.99	\$19.32	\$22.64	\$33.45	\$27,259	\$33,265	\$40,195	\$47,082	\$69,574
51-9083	Ophthalmic laboratory technicians	30	22.78	\$17.27	\$35,922	6.01	\$10.82	\$14.90	\$17.36	\$20.44	\$23.47	\$22,504	\$30,991	\$36,118	\$42,513	\$48,815
51-9111	Packaging and filling machine operators and tenders	210	42.08	\$15.41	\$32,051	7.16	\$8.67	\$9.75	\$13.69	\$21.08	\$23.85	\$18,031	\$20,272	\$28,482	\$43,842	\$49,607
51-9121	Coating, painting, and spraying machine setters, operators, and tenders	50	22.69	\$18.08	\$37,616	7.15	\$11.98	\$13.66	\$16.53	\$21.65	\$28.06	\$24,909	\$28,415	\$34,390	\$45,039	\$58,362
51-9122	Painters, transportation equipment	10	43.14	\$30.52	\$63,485	6.77	\$13.09	\$14.81	\$22.97	\$29.12	\$71.56	\$27,226	\$30,814	\$47,772	\$60,574	\$148,839
51-9195	Molders, shapers, and casters, except metal and plastic	70	43.1	\$14.02	\$29,154	7.48	\$8.96	\$10.30	\$13.08	\$16.53	\$20.98	\$18,632	\$21,434	\$27,215	\$34,384	\$43,638
51-9198	Helpers—production workers	580	16.39	\$13.49	\$28,062	6.57	\$8.72	\$9.46	\$13.79	\$16.82	\$18.25	\$18,141	\$19,674	\$28,687	\$34,991	\$37,958
51-9199	Production workers, all other	#	#	\$15.90	\$33,066	5.86	\$11.11	\$15.37	\$16.66	\$17.95	\$18.73	\$23,101	\$31,978	\$34,660	\$37,341	\$38,949
<b>53-0000</b>	<b>Transportation and material moving</b>	<b>9,530</b>	<b>6.36</b>	<b>\$19.35</b>	<b>\$40,244</b>	<b>2.69</b>	<b>\$9.68</b>	<b>\$13.89</b>	<b>\$18.58</b>	<b>\$23.06</b>	<b>\$29.31</b>	<b>\$20,132</b>	<b>\$28,894</b>	<b>\$38,647</b>	<b>\$47,970</b>	<b>\$60,968</b>
53-1021	First-line supervisors of helpers, laborers, and material movers,	100	47.51	\$27.56	\$57,325	12.53	\$13.20	\$15.62	\$25.49	\$34.28	\$45.32	\$27,461	\$32,482	\$53,020	\$71,295	\$94,274
53-1031	First-line supervisors of transportation and material-moving mach	300	10.33	\$37.00	\$76,969	5.41	\$17.31	\$25.12	\$36.72	\$47.67	\$59.22	\$35,998	\$52,251	\$76,387	\$99,158	\$123,178
53-3022	Bus drivers, school or special client	240	4.54	\$14.95	\$31,103	1.78	\$12.40	\$13.14	\$14.36	\$16.18	\$18.60	\$25,800	\$27,323	\$29,861	\$33,661	\$38,679
53-3032	Heavy and tractor-trailer truck drivers	4,550	11.83	\$21.54	\$44,801	2.12	\$16.03	\$18.43	\$21.22	\$23.87	\$28.81	\$33,348	\$38,342	\$44,145	\$49,649	\$59,921
53-3033	Light truck or delivery services drivers	530	12.06	\$18.20	\$37,854	8.93	\$8.91	\$10.95	\$15.62	\$19.01	\$32.39	\$18,536	\$22,775	\$32,491	\$39,550	\$67,371
53-3099	Motor vehicle operators, all other	#	#	\$11.74	\$24,427	4.23	\$9.80	\$10.27	\$11.05	\$11.83	\$15.12	\$20,379	\$21,356	\$22,984	\$24,611	\$31,446
53-6031	Automotive and watercraft service attendants	110	31.02	\$10.19	\$21,203	5.09	\$8.46	\$8.82	\$9.39	\$11.15	\$13.27	\$17,606	\$18,336	\$19,533	\$23,195	\$27,599
53-6051	Transportation inspectors	30	39.33	\$18.94	\$39,396	11.44	\$9.95	\$11.00	\$13.03	\$15.22	\$42.55	\$20,698	\$22,885	\$27,092	\$31,652	\$88,511
53-7021	Crane and tower operators	40	21.85	\$21.29	\$44,288	3.37	\$15.90	\$17.20	\$19.67	\$24.10	\$30.10	\$33,080	\$35,780	\$40,912	\$50,122	\$62,617
53-7032	Excavating and loading machine and dragline operators	100	26.85	\$18.71	\$38,924	6.38	\$13.47	\$15.92	\$18.80	\$21.72	\$23.48	\$28,015	\$33,112	\$39,102	\$45,180	\$48,837
53-7051	Industrial truck and tractor operators	450	21.14	\$15.94	\$33,149	2.65	\$11.88	\$13.73	\$16.14	\$18.01	\$19.93	\$24,720	\$28,562	\$33,569	\$37,452	\$41,463
53-7061	Cleaners of vehicles and equipment	290	27.94	\$10.86	\$22,589	2.54	\$8.72	\$9.48	\$10.64	\$11.85	\$13.69	\$18,136	\$19,710	\$22,128	\$24,638	\$28,483
53-7062	Laborers and freight, stock, and material movers, hand	1,500	11.01	\$13.53	\$28,144	3.49	\$8.95	\$10.13	\$12.83	\$16.58	\$18.71	\$18,618	\$21,077	\$26,695	\$34,479	\$38,912
53-7064	Packers and packagers, hand	140	20.06	\$11.01	\$22,896	6.19	\$8.45	\$8.79	\$9.37	\$12.76	\$16.70	\$17,582	\$18,277	\$19,480	\$26,538	\$34,741
53-7081	Refuse and recyclable material collectors	120	17.08	\$20.01	\$41,622	4.1	\$15.25	\$17.02	\$19.92	\$23.08	\$25.90	\$31,722	\$35,411	\$41,441	\$48,000	\$53,868



Occupational Code	Occupational Title	Employment Estimate	Employment Percentage Relative Standard Error	Average Hourly Wage	Average Annual Wage	Wage Percentage Relative Standard Error	10th Percentile (Hourly)	25th Percentile (Hourly)	50th Percentile (Hourly)	75th Percentile (Hourly)	90th Percentile (Hourly)	10th Percentile (Annual)	25th Percentile (Annual)	50th Percentile (Annual)	75th Percentile (Annual)	90th Percentile (Annual)
15-1152	Computer network support specialists	30	27.04	\$26.32	\$54,738	3.33	\$16.37	\$18.28	\$24.15	\$34.53	\$37.63	\$34,044	\$38,025	\$50,223	\$71,816	\$78,280
15-1199	Computer occupations, all other	80	40.04	\$40.98	\$85,248	3.33	\$25.93	\$31.05	\$39.98	\$50.82	\$60.15	\$53,929	\$64,579	\$83,151	\$105,715	\$125,117
<b>17-0000</b>	<b>Architecture and engineering</b>	<b>900</b>	<b>11.94</b>	<b>\$39.42</b>	<b>\$81,996</b>	<b>5.58</b>	<b>\$21.67</b>	<b>\$28.47</b>	<b>\$36.60</b>	<b>\$49.49</b>	<b>\$61.54</b>	<b>\$45,074</b>	<b>\$59,219</b>	<b>\$76,136</b>	<b>\$102,939</b>	<b>\$128,008</b>
17-1011	Architects, except landscape and naval	10	26.56	\$31.00	\$64,483	2.83	\$16.18	\$18.07	\$27.11	\$43.62	\$53.35	\$33,649	\$37,577	\$56,394	\$90,722	\$110,966
17-1022	Surveyors	20	15.4	\$26.18	\$54,447	6.13	\$13.61	\$18.18	\$26.12	\$30.69	\$42.70	\$28,317	\$37,818	\$54,321	\$63,842	\$88,807
17-2051	Civil engineers	350	6.1	\$44.15	\$91,840	2.88	\$25.67	\$32.92	\$42.38	\$55.11	\$67.43	\$53,396	\$68,471	\$88,141	\$114,637	\$140,264
17-2071	Electrical engineers	20	28.38	\$44.54	\$92,652	5.17	\$28.07	\$33.47	\$44.47	\$56.08	\$65.99	\$58,393	\$69,618	\$92,502	\$116,655	\$137,256
17-2072	Electronics engineers, except computer	#	#	\$33.81	\$70,321	4.34	\$30.51	\$31.76	\$33.87	\$35.98	\$37.12	\$63,460	\$66,064	\$70,450	\$74,836	\$77,216
17-2081	Environmental engineers	20	0	\$39.48	\$82,112	2.06	\$27.69	\$34.45	\$39.54	\$45.80	\$51.90	\$57,601	\$71,650	\$82,249	\$95,263	\$107,957
17-2112	Industrial engineers	20	5.46	\$45.35	\$94,331	5.53	\$29.20	\$34.79	\$45.67	\$54.83	\$62.82	\$60,733	\$72,373	\$94,995	\$114,039	\$130,676
17-2141	Mechanical engineers	80	25.72	\$42.50	\$88,397	6.3	\$25.56	\$31.44	\$39.53	\$52.79	\$64.99	\$53,159	\$65,388	\$82,212	\$109,803	\$135,178
17-2199	Engineers, all other	#	#	\$50.83	\$105,721	2.6	\$33.81	\$41.31	\$50.66	\$60.34	\$70.00	\$70,332	\$85,925	\$105,380	\$125,502	\$145,603
17-3011	Architectural and civil drafters	20	13.49	\$19.33	\$40,210	4.45	\$11.37	\$16.27	\$19.04	\$22.38	\$26.77	\$23,659	\$33,837	\$39,611	\$46,544	\$55,687
17-3022	Civil engineering technicians	20	2.47	\$27.03	\$56,225	3.42	\$20.96	\$24.88	\$27.94	\$30.05	\$33.69	\$43,587	\$51,749	\$58,110	\$62,498	\$70,081
17-3023	Electrical and electronics engineering technicians	#	#	\$31.12	\$64,734	2.76	\$23.31	\$25.46	\$28.58	\$38.66	\$43.68	\$48,486	\$52,954	\$59,442	\$80,414	\$90,859
<b>19-0000</b>	<b>Life, physical, and social science</b>	<b>460</b>	<b>14.47</b>	<b>\$32.45</b>	<b>\$67,489</b>	<b>2.46</b>	<b>\$16.73</b>	<b>\$22.37</b>	<b>\$31.14</b>	<b>\$40.19</b>	<b>\$49.11</b>	<b>\$34,799</b>	<b>\$46,522</b>	<b>\$64,778</b>	<b>\$83,586</b>	<b>\$102,154</b>
19-2031	Chemists	50	46.03	\$47.66	\$99,135	5.01	\$33.12	\$37.20	\$45.37	\$54.38	\$78.08	\$68,884	\$77,382	\$94,371	\$113,119	\$162,398
19-2041	Environmental scientists and specialists, including health	#	#	\$37.11	\$77,190	11.53	\$30.80	\$31.91	\$34.44	\$36.98	\$50.83	\$64,073	\$66,365	\$71,638	\$76,911	\$105,718
19-3051	Urban and regional planners	10	3.23	\$27.48	\$57,155	2.41	\$21.36	\$24.24	\$27.41	\$30.76	\$35.01	\$44,420	\$50,417	\$57,017	\$63,982	\$72,814
19-4021	Biological technicians	20	36.88	\$20.71	\$43,068	8.84	\$15.35	\$16.08	\$18.10	\$23.67	\$34.95	\$31,934	\$33,452	\$37,640	\$49,235	\$72,703
19-4031	Chemical technicians	#	#	\$24.09	\$50,118	4.25	\$15.30	\$17.47	\$25.39	\$29.49	\$34.11	\$31,825	\$36,330	\$52,803	\$61,347	\$70,958
19-4091	Environmental science and protection technicians, including health	50	31.55	\$22.84	\$47,513	3.76	\$18.61	\$20.08	\$22.05	\$24.07	\$29.92	\$38,714	\$41,774	\$45,866	\$60,058	\$62,230
<b>21-0000</b>	<b>Community and social services</b>	<b>1,180</b>	<b>5.54</b>	<b>\$22.87</b>	<b>\$47,570</b>	<b>2.76</b>	<b>\$13.18</b>	<b>\$16.65</b>	<b>\$21.91</b>	<b>\$28.04</b>	<b>\$34.14</b>	<b>\$27,409</b>	<b>\$34,622</b>	<b>\$45,563</b>	<b>\$58,314</b>	<b>\$71,015</b>
21-1012	Educational, guidance, school, and vocational counselors	120	0.37	\$23.68	\$49,250	3.04	\$15.55	\$18.98	\$22.30	\$28.64	\$35.10	\$32,343	\$39,486	\$46,374	\$59,576	\$73,008
21-1014	Mental health counselors	170	3.13	\$22.61	\$47,023	1.88	\$16.04	\$17.72	\$21.59	\$27.44	\$30.63	\$33,353	\$36,863	\$44,912	\$57,070	\$63,702
21-1015	Rehabilitation counselors	20	2.92	\$26.77	\$55,680	2.77	\$22.73	\$22.74	\$24.81	\$28.82	\$33.48	\$47,283	\$47,296	\$51,607	\$59,950	\$69,634
21-1021	Child, family, and school social workers	220	10.68	\$19.49	\$40,541	1.97	\$12.93	\$14.85	\$18.67	\$23.41	\$28.07	\$26,885	\$30,898	\$38,825	\$48,691	\$58,386
21-1022	Healthcare social workers	80	38.65	\$32.00	\$66,555	4.54	\$18.38	\$25.07	\$28.60	\$34.35	\$64.49	\$38,220	\$52,138	\$59,498	\$71,444	\$134,130
21-1023	Mental health and substance abuse social workers	230	16.12	\$20.47	\$42,570	8.96	\$12.17	\$13.81	\$20.04	\$26.25	\$31.49	\$25,322	\$28,727	\$41,688	\$54,604	\$65,492
21-1029	Social workers, all other	30	15.58	\$29.92	\$62,238	3.42	\$16.47	\$23.34	\$32.85	\$36.60	\$39.37	\$34,258	\$48,539	\$68,323	\$76,133	\$81,899
21-1091	Health educators	30	3.37	\$18.50	\$38,481	3.36	\$14.80	\$16.29	\$18.18	\$20.84	\$22.96	\$30,784	\$33,886	\$37,815	\$43,353	\$47,753
21-1093	Social and human service assistants	50	16.69	\$14.20	\$29,529	8.68	\$8.92	\$10.20	\$15.05	\$17.57	\$19.09	\$18,552	\$21,218	\$31,314	\$36,554	\$39,712
21-1094	Community health workers	10	38.52	\$16.85	\$35,041	8.81	\$9.83	\$12.56	\$14.67	\$21.74	\$23.69	\$20,450	\$26,124	\$30,517	\$45,210	\$49,278
21-1099	Community and social service specialists, all other	40	4.9	\$22.66	\$47,127	1.9	\$15.00	\$16.78	\$19.69	\$25.32	\$41.51	\$31,206	\$34,912	\$40,956	\$52,663	\$86,338
21-2011	Clergy	30	47.63	\$29.19	\$60,706	2.53	\$21.28	\$24.38	\$28.06	\$33.97	\$38.73	\$44,256	\$50,701	\$58,368	\$70,650	\$80,560
<b>23-0000</b>	<b>Legal</b>	<b>220</b>	<b>6.36</b>	<b>\$36.62</b>	<b>\$76,171</b>	<b>9.72</b>	<b>\$13.78</b>	<b>\$19.93</b>	<b>\$29.77</b>	<b>\$45.77</b>	<b>\$67.58</b>	<b>\$28,666</b>	<b>\$41,454</b>	<b>\$61,930</b>	<b>\$95,206</b>	<b>\$140,556</b>
23-1011	Lawyers	110	8.38	\$47.14	\$98,053	10.73	\$25.76	\$30.46	\$40.66	\$51.58	\$82.40	\$53,589	\$63,356	\$84,564	\$107,277	\$171,390
23-2011	Paralegals and legal assistants	70	32.14	\$18.43	\$38,331	8.06	\$12.29	\$13.47	\$16.59	\$23.29	\$28.34	\$25,564	\$28,024	\$34,518	\$48,453	\$58,956
23-2099	Legal support workers, all other	10	0	\$25.16	\$52,329	2.21	\$12.22	\$17.64	\$23.03	\$31.21	\$40.63	\$25,423	\$36,699	\$47,897	\$64,909	\$84,503
<b>25-0000</b>	<b>Education, training, and library</b>	<b>3,480</b>	<b>1.87</b>	<b>\$21.86</b>	<b>\$45,478</b>	<b>2.03</b>	<b>\$13.23</b>	<b>\$16.09</b>	<b>\$20.76</b>	<b>\$26.86</b>	<b>\$32.51</b>	<b>\$27,511</b>	<b>\$33,464</b>	<b>\$43,189</b>	<b>\$55,871</b>	<b>\$67,617</b>
25-1011	Business teachers, postsecondary	50	9.55	#	\$65,968	19.22	#	#	#	#	#	\$27,157	\$30,191	\$57,974	\$103,046	\$117,064
25-1021	Computer science teachers, postsecondary	20	4.54	#	\$48,305	16.37	#	#	#	#	#	\$26,553	\$28,681	\$42,177	\$60,541	\$89,848
25-1022	Mathematical science teachers, postsecondary	60	2.47	#	\$36,793	10.9	#	#	#	#	#	\$26,203	\$27,805	\$30,476	\$39,867	\$59,313
25-1065	Political science teachers, postsecondary	20	3.59	#	\$54,118	8.11	#	#	#	#	#	\$29,225	\$49,760	\$56,499	\$63,729	\$72,700
25-1066	Psychology teachers, postsecondary	40	25.59	#	\$48,167	7.4	#	#	#	#	#	\$27,177	\$30,242	\$50,665	\$61,184	\$71,162
25-1067	Sociology teachers, postsecondary	20	4.91	#	\$51,171	12.29	#	#	#	#	#	\$27,526	\$31,114	\$54,203	\$60,973	\$73,489
25-1071	Health specialties teachers, postsecondary	60	6.64	#	#	#	#	#	#	#	#	#	#	#	#	#
25-1072	Nursing instructors and teachers, postsecondary	70	0	#	\$51,509	2.35	#	#	#	#	#	\$28,268	\$41,285	\$54,252	\$62,590	\$72,150
25-1081	Education teachers, postsecondary	50	8.22	#	\$50,170	4.55	#	#	#	#	#	\$30,971	\$43,069	\$48,848	\$58,996	\$68,910

# Data unavailable

Occupational Code	Occupational Title	Employment Estimate	Employment Percentage Relative Standard Error	Average Hourly Wage	Average Annual Wage	Wage Percentage Relative Standard Error	10th Percentile (Hourly)	25th Percentile (Hourly)	50th Percentile (Hourly)	75th Percentile (Hourly)	90th Percentile (Hourly)	10th Percentile (Annual)	25th Percentile (Annual)	50th Percentile (Annual)	75th Percentile (Annual)	90th Percentile (Annual)
25-1121	Art, drama, and music teachers, postsecondary	30	5.86	#	\$43,770	12.91	#	#	#	#	#	\$26,554	\$28,683	\$41,369	\$62,694	\$72,333
25-1122	Communications teachers, postsecondary	10	0	#	\$42,845	2.19	#	#	#	#	#	\$26,956	\$29,688	\$42,230	\$50,731	\$66,492
25-1123	English language and literature teachers, postsecondary	60	2.71	#	\$37,151	7.9	#	#	#	#	#	\$26,271	\$27,975	\$30,817	\$46,170	\$58,905
25-1125	History teachers, postsecondary	20	9.3	#	\$46,526	8.28	#	#	#	#	#	\$27,601	\$31,301	\$50,072	\$58,348	\$64,835
25-1194	Vocational education teachers, postsecondary	130	0.64	#	#	#	#	#	#	#	#	#	#	#	#	#
25-2011	Preschool teachers, except special education	110	22.49	\$15.67	\$32,597	11.45	\$10.58	\$12.64	\$16.15	\$17.94	\$19.35	\$22,011	\$26,283	\$33,587	\$37,321	\$40,256
25-2012	Kindergarten teachers, except special education	80	0	#	\$45,256	2.45	#	#	#	#	#	\$33,280	\$36,188	\$42,371	\$53,234	\$62,935
25-2021	Elementary school teachers, except special education	720	0	#	\$48,597	1.8	#	#	#	#	#	\$33,857	\$38,268	\$46,650	\$57,350	\$67,565
25-2022	Middle school teachers, except special and career/technical educa	430	0	#	\$46,556	1.74	#	#	#	#	#	\$33,274	\$37,052	\$44,198	\$54,090	\$63,520
25-2031	Secondary school teachers, except special and career/technical ed	380	0	#	\$48,215	1.82	#	#	#	#	#	\$33,362	\$38,429	\$47,099	\$57,209	\$65,927
25-2051	Special education teachers, preschool	30	0	#	\$45,746	2.29	#	#	#	#	#	\$33,912	\$37,864	\$44,439	\$51,780	\$60,467
25-2052	Special education teachers, kindergarten and elementary school	120	35.11	#	\$50,359	2.69	#	#	#	#	#	\$35,270	\$41,575	\$49,834	\$59,212	\$68,610
25-2054	Special education teachers, secondary school	80	0	#	\$52,210	1.87	#	#	#	#	#	\$36,632	\$42,363	\$50,438	\$61,316	\$72,158
25-3021	Self-enrichment education teachers	30	34.81	\$17.05	\$35,462	8.88	\$9.04	\$11.40	\$13.42	\$18.71	\$33.71	\$18,798	\$23,708	\$27,909	\$38,917	\$70,125
25-3097	Teachers and instructors, all other, except substitute teachers	90	5.13	#	\$44,266	4.83	#	#	#	#	#	\$18,645	\$24,418	\$46,349	\$58,160	\$70,270
25-4021	Librarians	40	0	\$35.28	\$73,387	2.28	\$18.17	\$26.15	\$34.77	\$45.95	\$53.67	\$37,795	\$54,400	\$72,329	\$95,575	\$111,632
25-4031	Library technicians	20	0	\$17.58	\$36,572	2.64	\$12.10	\$13.90	\$17.71	\$21.34	\$23.43	\$25,162	\$28,920	\$36,830	\$44,384	\$48,740
25-9031	Instructional coordinators	30	0	\$27.11	\$56,390	1.82	\$18.89	\$21.65	\$25.86	\$29.33	\$42.03	\$39,295	\$45,024	\$53,789	\$61,009	\$87,415
25-9041	Teacher assistants	300	4.73	#	\$30,835	2.08	#	#	#	#	#	\$22,157	\$26,521	\$30,369	\$35,617	\$39,072
<b>27-0000</b>	<b>Arts, design, entertainment, sports, and media</b>	<b>480</b>	<b>13.42</b>	<b>\$20.35</b>	<b>\$42,324</b>	<b>5.23</b>	<b>\$9.01</b>	<b>\$11.15</b>	<b>\$17.07</b>	<b>\$25.99</b>	<b>\$34.93</b>	<b>\$18,744</b>	<b>\$23,197</b>	<b>\$35,506</b>	<b>\$54,056</b>	<b>\$72,650</b>
27-1023	Floral designers	20	24.08	\$11.90	\$24,750	8.07	\$8.65	\$9.29	\$12.03	\$14.01	\$15.77	\$17,997	\$19,315	\$25,023	\$29,136	\$32,803
27-1024	Graphic designers	50	26.04	\$21.18	\$44,048	5.61	\$12.79	\$14.91	\$19.19	\$27.55	\$31.58	\$26,597	\$31,020	\$39,921	\$57,300	\$65,691
27-1026	Merchandise displayers and window trimmers	40	41.73	\$12.00	\$24,968	5.22	\$8.99	\$9.98	\$11.01	\$12.36	\$16.85	\$18,699	\$20,768	\$22,892	\$25,703	\$35,045
27-2012	Producers and directors	30	34.23	\$17.71	\$36,833	2.26	\$9.44	\$13.25	\$15.90	\$21.37	\$28.39	\$19,634	\$27,552	\$33,064	\$44,451	\$59,042
27-2022	Coaches and scouts	80	5.44	#	\$26,620	6.12	#	#	#	#	#	\$17,639	\$18,419	\$19,764	\$29,835	\$47,002
27-3031	Public relations specialists	70	16.58	\$33.19	\$69,039	11.2	\$13.99	\$17.98	\$25.98	\$40.22	\$82.80	\$29,091	\$37,392	\$54,048	\$83,661	\$172,226
27-3041	Editors	20	45.46	\$27.35	\$56,890	4.64	\$16.90	\$19.79	\$25.56	\$34.54	\$41.73	\$35,142	\$41,172	\$53,163	\$71,842	\$86,794
27-4012	Broadcast technicians	10	38.45	\$15.11	\$31,438	6.27	\$9.03	\$11.84	\$13.70	\$15.75	\$19.11	\$18,783	\$24,625	\$28,503	\$32,757	\$39,752
27-4021	Photographers	20	20.74	\$14.32	\$29,785	15.52	\$8.55	\$9.04	\$10.79	\$20.81	\$22.90	\$17,789	\$18,794	\$22,446	\$43,287	\$47,635
<b>29-0000</b>	<b>Healthcare practitioners and technical</b>	<b>4,850</b>	<b>4.27</b>	<b>\$35.77</b>	<b>\$74,404</b>	<b>4.11</b>	<b>\$16.12</b>	<b>\$22.79</b>	<b>\$30.18</b>	<b>\$39.04</b>	<b>\$58.66</b>	<b>\$33,521</b>	<b>\$47,408</b>	<b>\$62,767</b>	<b>\$81,201</b>	<b>\$122,011</b>
29-1011	Chiropractors	10	17.85	#	#	#	#	#	#	#	#	#	#	#	#	#
29-1021	Dentists, general	60	38.04	\$71.98	\$149,716	13.36	\$35.28	\$60.08	\$66.23	\$73.59	#	\$73,392	\$124,961	\$137,767	\$153,066	#
29-1031	Dietitians and nutritionists	40	13.38	\$26.22	\$54,529	3.2	\$19.56	\$22.01	\$25.49	\$29.38	\$35.49	\$40,691	\$45,777	\$53,017	\$61,107	\$73,819
29-1041	Optometrists	30	48.64	\$47.47	\$98,730	13.02	\$27.15	\$42.75	\$52.46	\$57.07	\$59.84	\$56,471	\$88,915	\$109,122	\$118,709	\$124,460
29-1051	Pharmacists	160	7.92	\$57.10	\$118,764	1.98	\$49.23	\$52.32	\$56.31	\$62.20	\$72.07	\$102,398	\$108,823	\$117,132	\$129,377	\$149,898
29-1062	Family and general practitioners	90	12.06	\$63.10	\$131,247	8.74	\$21.81	\$26.34	\$59.79	\$88.71	#	\$45,359	\$54,787	\$124,361	\$184,515	#
29-1063	Internists, general	20	39.17	\$121.85	\$253,441	12.14	\$90.25	#	#	#	#	\$187,722	#	#	#	#
29-1066	Psychiatrists	30	6.23	\$54.75	\$113,882	11.72	\$29.26	\$35.20	\$43.50	\$53.78	#	\$60,869	\$73,211	\$90,489	\$111,855	#
29-1067	Surgeons	30	39.24	\$118.21	\$245,886	12.83	\$86.38	#	#	#	#	\$179,669	#	#	#	#
29-1069	Physicians and surgeons, all other	100	34.16	\$132.58	\$275,770	11.52	#	#	#	#	#	#	#	#	#	#
29-1071	Physician assistants	60	27.06	\$44.88	\$93,352	5.19	\$33.85	\$39.95	\$45.06	\$52.18	\$58.76	\$70,413	\$83,105	\$93,728	\$108,530	\$122,228
29-1081	Podiatrists	#	#	\$53.95	\$112,221	17.65	\$20.76	\$23.45	\$52.17	\$72.20	#	\$43,174	\$48,767	\$108,508	\$150,171	#
29-1122	Occupational therapists	100	25.32	\$48.49	\$100,861	4.79	\$32.34	\$36.85	\$50.05	\$59.21	\$67.67	\$67,269	\$76,643	\$104,108	\$123,150	\$140,755
29-1123	Physical therapists	80	19.23	\$50.33	\$104,692	4.81	\$34.78	\$40.17	\$47.73	\$61.49	\$72.22	\$72,350	\$83,550	\$99,270	\$127,894	\$150,221
29-1127	Speech-language pathologists	140	3.39	\$42.79	\$88,999	3.44	\$26.84	\$31.53	\$40.58	\$51.85	\$67.59	\$55,837	\$65,575	\$84,401	\$107,840	\$140,583
29-1131	Veterinarians	20	2.87	\$37.59	\$78,188	16.24	\$17.62	\$21.95	\$39.11	\$51.94	\$58.40	\$36,657	\$45,658	\$81,358	\$108,035	\$121,472
29-1141	Registered nurses	1,990	6.42	\$30.73	\$63,926	1.49	\$22.76	\$26.22	\$30.13	\$35.58	\$40.51	\$47,336	\$54,537	\$62,679	\$74,000	\$84,259
29-1171	Nurse practitioners	150	20.21	\$42.01	\$87,372	6.19	\$27.85	\$38.60	\$43.82	\$48.95	\$56.38	\$57,921	\$80,293	\$91,139	\$101,822	\$117,276

# Data unavailable

Occupational Code	Occupational Title	Employment Estimate	Employment Percentage Relative Standard Error	Average Hourly Wage	Average Annual Wage	Wage Percentage Relative Standard Error	10th Percentile (Hourly)	25th Percentile (Hourly)	50th Percentile (Hourly)	75th Percentile (Hourly)	90th Percentile (Hourly)	10th Percentile (Annual)	25th Percentile (Annual)	50th Percentile (Annual)	75th Percentile (Annual)	90th Percentile (Annual)
29-2012	Medical and clinical laboratory technicians	30	13.29	\$16.60	\$34,519	4	\$11.24	\$12.87	\$15.05	\$20.73	\$23.19	\$23,375	\$26,768	\$31,302	\$43,121	\$48,244
29-2021	Dental hygienists	110	20.65	\$34.27	\$71,283	2.05	\$31.36	\$32.52	\$34.57	\$36.63	\$37.92	\$65,229	\$67,632	\$71,909	\$76,186	\$78,871
29-2032	Diagnostic medical sonographers	40	19.83	\$33.45	\$69,582	2.42	\$26.03	\$29.15	\$33.44	\$37.40	\$42.98	\$54,149	\$60,641	\$69,559	\$77,782	\$89,404
29-2034	Radiologic technologists and technicians	110	6.8	\$28.02	\$58,286	2.2	\$19.97	\$23.09	\$27.48	\$33.24	\$37.63	\$41,533	\$48,020	\$57,155	\$69,140	\$78,271
29-2035	Magnetic resonance imaging technologists	#	#	\$29.90	\$62,189	4.52	\$14.59	\$24.66	\$32.13	\$36.66	\$42.61	\$30,337	\$51,292	\$66,834	\$76,248	\$88,620
29-2041	Emergency medical technicians and paramedics	100	7.12	\$29.84	\$62,076	4.62	\$11.57	\$27.25	\$31.89	\$35.55	\$37.75	\$24,074	\$56,687	\$66,341	\$73,950	\$78,516
29-2052	Pharmacy technicians	210	14.39	\$14.95	\$31,090	2.16	\$11.39	\$12.84	\$14.57	\$16.99	\$18.89	\$23,688	\$26,716	\$30,298	\$35,333	\$39,281
29-2053	Psychiatric technicians	250	0.84	\$17.78	\$36,978	2.84	\$15.68	\$16.23	\$16.92	\$19.55	\$21.67	\$32,624	\$33,766	\$35,195	\$40,674	\$45,081
29-2056	Veterinary technologists and technicians	40	34.86	\$11.75	\$24,432	11.94	\$8.53	\$8.99	\$10.06	\$11.66	\$20.54	\$17,752	\$18,703	\$20,928	\$24,258	\$42,729
29-2061	Licensed practical and licensed vocational nurses	230	16.46	\$22.41	\$46,608	4.36	\$16.40	\$18.54	\$21.73	\$26.16	\$29.57	\$34,105	\$38,554	\$45,193	\$54,418	\$61,510
29-2071	Medical records and health information technicians	70	13.97	\$21.55	\$44,825	3.23	\$15.24	\$17.52	\$21.43	\$26.01	\$29.10	\$31,694	\$36,442	\$44,567	\$54,107	\$60,529
29-2081	Opticians, dispensing	30	33.28	\$11.44	\$23,793	5.91	\$8.63	\$9.24	\$10.86	\$13.34	\$15.23	\$17,956	\$19,213	\$22,590	\$27,750	\$31,688
29-9011	Occupational health and safety specialists	20	9.41	\$43.00	\$89,444	5.01	\$27.00	\$32.85	\$42.74	\$50.60	\$63.94	\$56,168	\$68,324	\$88,904	\$105,250	\$132,996
<b>31-0000</b>	<b>Healthcare support</b>	<b>3,210</b>	<b>8.93</b>	<b>\$13.87</b>	<b>\$28,853</b>	<b>3.01</b>	<b>\$8.88</b>	<b>\$10.17</b>	<b>\$13.23</b>	<b>\$16.66</b>	<b>\$18.89</b>	<b>\$18,463</b>	<b>\$21,152</b>	<b>\$27,520</b>	<b>\$34,646</b>	<b>\$39,295</b>
31-1011	Home health aides	890	23.06	\$10.37	\$21,580	4.51	\$8.44	\$8.75	\$9.28	\$11.37	\$14.29	\$17,554	\$18,206	\$19,294	\$23,645	\$29,731
31-1014	Nursing assistants	980	13.48	\$14.75	\$30,673	3.86	\$10.48	\$11.97	\$15.47	\$17.38	\$18.55	\$21,806	\$24,899	\$32,173	\$36,160	\$38,575
31-2011	Occupational therapy assistants	80	14.02	\$23.78	\$49,465	9.19	\$16.18	\$19.11	\$21.65	\$25.13	\$41.07	\$33,662	\$39,756	\$45,022	\$52,268	\$85,418
31-2021	Physical therapist assistants	160	20.87	\$22.70	\$47,223	12.5	\$11.84	\$17.65	\$21.36	\$25.43	\$37.20	\$24,623	\$36,712	\$44,431	\$52,885	\$77,380
31-9091	Dental assistants	190	20.74	\$15.12	\$31,448	5.38	\$12.07	\$12.88	\$14.24	\$16.99	\$20.54	\$25,107	\$26,797	\$29,613	\$35,332	\$42,719
31-9092	Medical assistants	430	8.44	\$14.22	\$29,573	1.8	\$11.32	\$12.56	\$13.97	\$15.88	\$17.94	\$23,551	\$26,134	\$29,058	\$33,031	\$37,311
31-9094	Medical transcriptionists	30	15.42	\$18.56	\$38,610	4.92	\$15.31	\$16.43	\$18.31	\$21.31	\$23.59	\$31,843	\$34,183	\$38,082	\$44,317	\$49,063
31-9095	Pharmacy aides	40	36.35	\$10.90	\$22,667	2.73	\$9.40	\$9.94	\$10.82	\$11.69	\$13.30	\$19,543	\$20,679	\$22,502	\$24,325	\$27,662
31-9097	Phlebotomists	110	27.95	\$15.79	\$32,839	4.37	\$11.04	\$12.78	\$15.27	\$18.39	\$21.86	\$22,956	\$26,591	\$31,765	\$38,247	\$45,472
31-9099	Healthcare support workers, all other	20	10.17	\$18.27	\$37,999	12.59	\$10.70	\$15.04	\$18.13	\$22.25	\$24.83	\$22,258	\$31,287	\$37,702	\$46,286	\$51,644
<b>33-0000</b>	<b>Protective service</b>	<b>1,940</b>	<b>4.03</b>	<b>\$22.58</b>	<b>\$46,971</b>	<b>3.36</b>	<b>\$11.18</b>	<b>\$16.85</b>	<b>\$20.77</b>	<b>\$28.20</b>	<b>\$35.22</b>	<b>\$23,256</b>	<b>\$35,048</b>	<b>\$43,207</b>	<b>\$58,663</b>	<b>\$73,258</b>
33-1011	First-line supervisors of correctional officers	60	0	\$31.30	\$65,103	3.07	\$25.41	\$27.17	\$32.44	\$34.35	\$37.31	\$52,854	\$56,514	\$67,478	\$71,445	\$77,606
33-1012	First-line supervisors of police and detectives	40	0	\$42.14	\$87,657	2.42	\$33.39	\$36.83	\$40.80	\$47.02	\$52.89	\$69,444	\$76,598	\$84,863	\$97,805	\$110,018
33-1021	First-line supervisors of fire fighting and prevention workers	20	17.96	\$26.44	\$54,995	6.36	\$15.90	\$17.43	\$29.59	\$33.37	\$36.52	\$33,064	\$36,260	\$61,548	\$69,403	\$75,959
33-1099	First-line supervisors of protective service workers, all other	40	14.85	\$24.00	\$49,910	4.99	\$16.96	\$20.60	\$22.05	\$27.96	\$32.67	\$35,272	\$42,851	\$45,862	\$58,155	\$67,963
33-2011	Firefighters	250	11.38	\$24.00	\$49,925	4.94	\$9.93	\$14.64	\$23.27	\$31.39	\$39.73	\$20,656	\$30,449	\$48,405	\$65,287	\$82,648
33-3012	Correctional officers and jailers	580	0	\$21.92	\$45,597	2.64	\$16.91	\$19.55	\$20.77	\$24.91	\$28.26	\$35,177	\$40,670	\$43,193	\$51,812	\$58,789
33-3021	Detectives and criminal investigators	50	0	\$31.00	\$64,479	2.42	\$22.56	\$24.68	\$31.04	\$35.85	\$40.74	\$46,923	\$51,326	\$64,556	\$74,566	\$84,746
33-3051	Police and sheriff's patrol officers	300	0	\$30.54	\$63,521	2.89	\$21.79	\$25.70	\$31.37	\$35.25	\$38.54	\$45,318	\$53,463	\$65,254	\$73,315	\$80,173
33-9032	Security guards	370	15.25	\$16.87	\$35,097	2.34	\$11.30	\$15.35	\$17.12	\$19.40	\$21.41	\$23,495	\$31,930	\$35,607	\$40,360	\$44,537
33-9091	Crossing guards	100	39.5	\$12.10	\$25,164	3.3	\$8.71	\$9.43	\$11.48	\$14.03	\$17.07	\$18,120	\$19,623	\$23,879	\$29,188	\$35,506
33-9099	Protective service workers, all other	100	0.89	\$14.51	\$30,186	3.95	\$8.55	\$9.03	\$10.72	\$14.01	\$21.66	\$17,783	\$18,780	\$22,294	\$29,145	\$45,051
<b>35-0000</b>	<b>Food preparation and serving-related</b>	<b>5,960</b>	<b>4.71</b>	<b>\$10.14</b>	<b>\$21,090</b>	<b>1.9</b>	<b>\$8.40</b>	<b>\$8.65</b>	<b>\$9.07</b>	<b>\$9.96</b>	<b>\$13.64</b>	<b>\$17,470</b>	<b>\$17,997</b>	<b>\$18,875</b>	<b>\$20,716</b>	<b>\$28,372</b>
35-1011	Chefs and head cooks	20	35.73	\$22.12	\$46,001	5.25	\$12.98	\$14.51	\$24.68	\$27.81	\$29.69	\$26,988	\$30,175	\$51,333	\$57,845	\$61,753
35-1012	First-line supervisors of food preparation and serving workers	350	20.1	\$15.41	\$32,051	3.82	\$9.87	\$11.37	\$14.10	\$19.20	\$22.96	\$20,537	\$23,654	\$29,321	\$39,934	\$47,760
35-2011	Cooks, fast food	240	18	\$9.49	\$19,743	5.28	\$8.38	\$8.61	\$8.98	\$9.49	\$11.42	\$17,431	\$17,901	\$18,683	\$19,735	\$23,752
35-2012	Cooks, institution and cafeteria	330	4.36	\$14.09	\$29,306	4.98	\$9.37	\$10.74	\$12.90	\$14.95	\$22.87	\$19,481	\$22,348	\$26,834	\$31,104	\$47,576
35-2014	Cooks, restaurant	520	30.57	\$10.47	\$21,776	6.08	\$8.50	\$8.90	\$9.57	\$11.88	\$13.83	\$17,674	\$18,508	\$19,904	\$24,706	\$28,774
35-2015	Cooks, short order	40	49.89	\$11.65	\$24,237	7.27	\$9.59	\$10.22	\$11.28	\$12.92	\$14.57	\$19,951	\$21,267	\$23,460	\$26,876	\$30,302
35-2021	Food preparation workers	450	36.92	\$9.79	\$20,373	3.7	\$8.41	\$8.69	\$9.14	\$9.97	\$12.47	\$17,499	\$18,070	\$19,021	\$20,732	\$25,937
35-3011	Bartenders	260	22.02	\$10.64	\$22,126	7.57	\$8.38	\$8.62	\$9.00	\$9.44	\$19.18	\$17,439	\$17,919	\$18,720	\$19,629	\$39,904
35-3021	Combined food preparation and serving workers, including fast food	1,920	8.35	\$9.05	\$18,833	1.93	\$8.36	\$8.56	\$8.89	\$9.22	\$9.49	\$17,393	\$17,805	\$18,492	\$19,179	\$19,733
35-3022	Counter attendants, cafeteria, food concession, and coffee shop	#	#	\$9.62	\$20,011	8.62	\$8.41	\$8.67	\$9.11	\$9.56	\$12.60	\$17,484	\$18,032	\$18,946	\$19,881	\$26,215
35-3031	Waiters and waitresses	1,140	15.9	\$9.33	\$19,414	3.39	\$8.36	\$8.56	\$8.90	\$9.23	\$11.80	\$17,395	\$17,810	\$18,502	\$19,194	\$24,539

# Data unavailable

Occupational Code	Occupational Title	Employment Estimate	Employment Percentage Relative Standard Error	Average Hourly Wage	Average Annual Wage	Wage Percentage Relative Standard Error	10th Percentile (Hourly)	25th Percentile (Hourly)	50th Percentile (Hourly)	75th Percentile (Hourly)	90th Percentile (Hourly)	10th Percentile (Annual)	25th Percentile (Annual)	50th Percentile (Annual)	75th Percentile (Annual)	90th Percentile (Annual)
35-3041	Food servers, nonrestaurant	#	#	\$9.66	\$20,083	5.34	\$8.42	\$8.69	\$9.16	\$9.90	\$11.52	\$17,505	\$18,085	\$19,053	\$20,596	\$23,959
35-9011	Dining room and cafeteria attendants and bartender helpers	50	33.33	\$9.50	\$19,764	3.6	\$8.45	\$8.78	\$9.33	\$10.33	\$11.20	\$17,575	\$18,260	\$19,397	\$21,492	\$23,293
35-9021	Dishwashers	150	40.2	\$9.30	\$19,338	3.16	\$8.40	\$8.66	\$9.10	\$9.61	\$10.96	\$17,479	\$18,021	\$18,923	\$19,986	\$22,806
35-9031	Hosts and hostesses, restaurant, lounge, and coffee shop	#	#	\$9.78	\$20,343	10.78	\$8.38	\$8.60	\$8.97	\$9.50	\$13.37	\$17,428	\$17,893	\$18,667	\$19,761	\$27,807
<b>37-0000</b>	<b>Building and grounds cleaning and maintenance</b>	<b>1,770</b>	<b>6.75</b>	<b>\$12.35</b>	<b>\$25,694</b>	<b>2.57</b>	<b>\$8.60</b>	<b>\$9.16</b>	<b>\$11.06</b>	<b>\$14.17</b>	<b>\$18.91</b>	<b>\$17,891</b>	<b>\$19,049</b>	<b>\$23,012</b>	<b>\$29,484</b>	<b>\$39,323</b>
37-1011	First-line supervisors of housekeeping and janitorial workers	70	32.51	\$13.41	\$27,885	3.45	\$9.65	\$10.67	\$12.51	\$14.46	\$18.54	\$20,075	\$22,189	\$26,014	\$30,087	\$38,558
37-1012	First-line supervisors of landscaping, lawn service, and grounds	20	18.27	\$23.24	\$48,344	7.56	\$13.88	\$16.74	\$24.57	\$28.38	\$32.96	\$28,860	\$34,826	\$51,114	\$59,036	\$68,547
37-2011	Janitors and cleaners, except maids and housekeeping cleaners	770	7.61	\$12.53	\$26,071	2.57	\$8.87	\$9.92	\$11.48	\$14.16	\$17.45	\$18,440	\$20,635	\$23,884	\$29,463	\$36,298
37-2012	Maids and housekeeping cleaners	370	26.29	\$9.50	\$19,761	2.76	\$8.38	\$8.61	\$8.99	\$9.50	\$11.46	\$17,433	\$17,904	\$18,691	\$19,770	\$23,828
37-3011	Landscaping and groundskeeping workers	520	10.63	\$13.58	\$28,239	4.13	\$8.73	\$9.48	\$11.65	\$17.86	\$21.53	\$18,149	\$19,715	\$24,231	\$37,140	\$44,774
<b>39-0000</b>	<b>Personal care and service</b>	<b>1,710</b>	<b>9.77</b>	<b>\$10.81</b>	<b>\$22,486</b>	<b>2.55</b>	<b>\$8.42</b>	<b>\$8.70</b>	<b>\$9.17</b>	<b>\$10.95</b>	<b>\$15.46</b>	<b>\$17,509</b>	<b>\$18,096</b>	<b>\$19,073</b>	<b>\$22,768</b>	<b>\$32,154</b>
39-1021	First-line supervisors of personal service workers	40	16.63	\$19.07	\$39,668	4.58	\$10.64	\$15.51	\$18.46	\$21.96	\$31.24	\$22,125	\$32,254	\$38,394	\$45,684	\$64,981
39-2021	Nonfarm animal caretakers	100	15.36	\$11.08	\$23,056	5.93	\$8.40	\$8.66	\$9.10	\$10.67	\$19.25	\$17,480	\$18,022	\$18,926	\$22,203	\$40,030
39-3091	Amusement and recreation attendants	50	11.75	\$9.38	\$19,517	3.86	\$8.41	\$8.69	\$9.15	\$9.86	\$11.17	\$17,501	\$18,075	\$19,031	\$20,499	\$23,239
39-4031	Morticians, undertakers, and funeral directors	30	39.64	\$20.05	\$41,706	6.03	\$15.20	\$17.14	\$20.34	\$23.31	\$26.81	\$31,615	\$35,660	\$42,315	\$48,492	\$55,774
39-5012	Hairdressers, hairstylists, and cosmetologists	150	17.55	\$12.08	\$25,122	7.64	\$9.08	\$9.97	\$10.87	\$11.76	\$14.95	\$18,887	\$20,740	\$22,602	\$24,464	\$31,096
39-9011	Childcare workers	180	14.52	\$10.52	\$21,880	4.75	\$8.43	\$8.72	\$9.22	\$11.04	\$15.85	\$17,530	\$18,147	\$19,175	\$22,960	\$32,967
<b>39-9021</b>	<b>Personal care aides</b>	<b>890</b>	<b>16.13</b>	<b>\$9.19</b>	<b>\$19,121</b>	<b>1.71</b>	<b>\$8.37</b>	<b>\$8.59</b>	<b>\$8.94</b>	<b>\$9.33</b>	<b>\$10.81</b>	<b>\$17,415</b>	<b>\$17,860</b>	<b>\$18,602</b>	<b>\$19,399</b>	<b>\$22,478</b>
39-9031	Fitness trainers and aerobics instructors	#	#	\$17.88	\$37,201	19.76	\$8.51	\$8.93	\$14.75	\$25.97	\$30.02	\$17,697	\$18,564	\$30,680	\$54,010	\$62,444
39-9032	Recreation workers	110	12.03	\$11.91	\$24,765	6.33	\$8.49	\$8.88	\$9.64	\$13.64	\$18.33	\$17,658	\$18,466	\$20,049	\$28,367	\$38,135
<b>41-0000</b>	<b>Sales and related</b>	<b>6,850</b>	<b>3.08</b>	<b>\$14.77</b>	<b>\$30,714</b>	<b>3.75</b>	<b>\$8.56</b>	<b>\$9.05</b>	<b>\$10.72</b>	<b>\$16.26</b>	<b>\$23.50</b>	<b>\$17,799</b>	<b>\$18,820</b>	<b>\$22,290</b>	<b>\$33,827</b>	<b>\$48,873</b>
41-1011	First-line supervisors of retail sales workers	500	5.94	\$20.30	\$42,228	3.09	\$12.56	\$15.32	\$18.54	\$23.01	\$29.32	\$26,120	\$31,863	\$38,553	\$47,851	\$60,977
41-1012	First-line supervisors of non-retail sales workers	140	5.89	\$20.01	\$41,611	10.4	\$8.95	\$12.04	\$14.70	\$25.14	\$35.26	\$18,607	\$25,052	\$30,580	\$52,292	\$73,333
41-2011	Cashiers	1,880	8.71	\$10.77	\$22,405	2.93	\$8.47	\$8.83	\$9.46	\$11.51	\$15.58	\$17,616	\$18,362	\$19,667	\$23,942	\$32,399
41-2021	Counter and rental clerks	280	15.61	\$14.14	\$29,418	4.67	\$8.68	\$9.36	\$12.38	\$17.49	\$22.36	\$18,054	\$19,468	\$25,743	\$36,380	\$46,511
41-2022	Parts salespersons	90	29.54	\$15.70	\$32,666	7.72	\$9.19	\$10.73	\$14.51	\$18.84	\$26.40	\$19,121	\$22,315	\$30,176	\$39,185	\$54,909
41-2031	Retail salespersons	2,030	5.66	\$13.90	\$28,913	3.71	\$8.65	\$9.29	\$11.04	\$15.13	\$20.76	\$17,997	\$19,315	\$22,962	\$31,469	\$43,182
41-3011	Advertising sales agents	20	29.98	\$15.10	\$31,403	17.81	\$8.93	\$10.21	\$13.50	\$17.47	\$25.36	\$18,581	\$21,229	\$28,078	\$36,331	\$52,744
41-3021	Insurance sales agents	190	12.27	\$23.63	\$49,143	23.05	\$9.18	\$15.19	\$19.11	\$22.74	\$32.91	\$19,094	\$31,595	\$39,755	\$47,295	\$68,454
41-3031	Securities, commodities, and financial services sales agents	80	46.18	\$44.54	\$92,646	29.56	\$13.78	\$16.38	\$29.78	\$58.70	\$93.13	\$28,664	\$34,065	\$61,933	\$122,100	\$193,713
41-3041	Travel agents	10	16.51	\$14.41	\$29,964	18.09	\$8.48	\$8.87	\$15.94	\$18.47	\$21.43	\$17,649	\$18,444	\$33,162	\$38,425	\$44,572
41-3099	Sales representatives, services, all other	240	16.53	\$24.43	\$50,822	8.32	\$9.15	\$13.07	\$19.07	\$31.79	\$43.37	\$19,033	\$27,178	\$39,675	\$66,120	\$90,209
41-4011	Sales representatives, wholesale and manufacturing, technical and scientific products	20	30.08	#	#	#	#	#	#	#	#	#	#	#	#	#
41-4012	Sales representatives, wholesale and manufacturing, except technical and scientific products	280	10.29	\$30.66	\$63,774	6.36	\$12.91	\$18.12	\$23.93	\$39.87	\$57.56	\$26,845	\$37,680	\$49,770	\$82,933	\$119,722
41-9021	Real estate brokers	20	40.97	\$15.36	\$31,948	19.05	\$9.85	\$10.73	\$14.25	\$20.45	\$22.58	\$20,491	\$22,308	\$29,642	\$42,536	\$46,966
41-9022	Real estate sales agents	10	23.55	\$19.75	\$41,090	14.95	\$12.97	\$14.25	\$16.59	\$28.15	\$29.48	\$26,984	\$29,631	\$34,504	\$58,556	\$61,316
41-9041	Telemarketers	1,000	0.12	\$9.23	\$19,195	3.56	\$8.39	\$8.62	\$9.02	\$9.41	\$10.29	\$17,445	\$17,935	\$18,752	\$19,569	\$21,401
41-9099	Sales and related workers, all other	70	19.98	\$12.09	\$25,140	2.05	\$8.43	\$8.73	\$9.23	\$13.58	\$23.18	\$17,534	\$18,157	\$19,196	\$28,245	\$48,216
<b>43-0000</b>	<b>Office and administrative support</b>	<b>9,110</b>	<b>2.32</b>	<b>\$15.84</b>	<b>\$32,943</b>	<b>1.66</b>	<b>\$9.25</b>	<b>\$11.07</b>	<b>\$14.68</b>	<b>\$18.75</b>	<b>\$24.40</b>	<b>\$19,237</b>	<b>\$23,031</b>	<b>\$30,529</b>	<b>\$39,004</b>	<b>\$50,755</b>
43-1011	First-line supervisors of office and administrative support workers	470	3.64	\$23.11	\$48,062	2.17	\$14.43	\$17.11	\$21.66	\$28.05	\$33.87	\$30,017	\$35,582	\$45,052	\$58,340	\$70,447
43-2011	Switchboard operators, including answering service	50	14.72	\$10.02	\$20,850	5.23	\$8.40	\$8.67	\$9.10	\$10.99	\$13.34	\$17,482	\$18,028	\$18,937	\$22,851	\$27,739
43-3011	Bill and account collectors	350	4.34	#	#	#	#	#	#	#	#	#	#	#	#	#
43-3021	Billing and posting clerks and machine operators	120	14.24	\$19.01	\$39,537	4.74	\$12.94	\$14.66	\$17.63	\$23.77	\$28.03	\$26,918	\$30,490	\$36,666	\$49,445	\$58,294
43-3031	Bookkeeping, accounting, and auditing clerks	450	7.3	\$16.74	\$34,811	2.65	\$9.80	\$12.63	\$16.38	\$20.22	\$24.09	\$20,378	\$26,276	\$34,062	\$42,067	\$50,116
43-3051	Payroll and timekeeping clerks	60	12.93	\$16.14	\$33,564	5.1	\$9.17	\$11.32	\$15.36	\$19.46	\$25.80	\$19,075	\$23,546	\$31,954	\$40,476	\$53,671
43-3061	Procurement clerks	30	7.56	\$20.24	\$42,104	4.09	\$15.23	\$17.12	\$19.96	\$23.47	\$24.82	\$31,682	\$35,603	\$41,519	\$48,808	\$51,617

# Data unavailable

Occupational Code	Occupational Title	Employment Estimate	Employment Percentage Relative Standard Error	Average Hourly Wage	Average Annual Wage	Wage Percentage Relative Standard Error	10th Percentile (Hourly)	25th Percentile (Hourly)	50th Percentile (Hourly)	75th Percentile (Hourly)	90th Percentile (Hourly)	10th Percentile (Annual)	25th Percentile (Annual)	50th Percentile (Annual)	75th Percentile (Annual)	90th Percentile (Annual)
43-3071	Tellers	260	9.29	\$12.66	\$26,333	3.73	\$9.87	\$10.66	\$11.98	\$14.51	\$16.95	\$20,533	\$22,175	\$24,922	\$30,172	\$35,261
43-4031	Court, municipal, and license clerks	140	0.34	\$17.29	\$35,960	2.18	\$12.25	\$15.44	\$17.20	\$18.96	\$22.99	\$25,484	\$32,121	\$35,775	\$39,432	\$47,816
43-4051	Customer service representatives	1,680	5.01	\$13.21	\$27,482	3.35	\$9.24	\$10.49	\$12.56	\$15.55	\$18.14	\$19,225	\$21,812	\$26,133	\$32,348	\$37,736
43-4061	Eligibility interviewers, government programs	130	0	\$18.83	\$39,166	2.83	\$15.71	\$16.57	\$17.99	\$19.46	\$24.50	\$32,681	\$34,457	\$37,417	\$40,480	\$50,956
43-4071	File clerks	100	10.55	\$14.06	\$29,236	4.17	\$9.14	\$10.89	\$13.78	\$17.07	\$19.30	\$19,017	\$22,644	\$28,658	\$35,501	\$40,150
43-4081	Hotel, motel, and resort desk clerks	#	#	\$10.48	\$21,789	3.9	\$8.87	\$9.58	\$10.50	\$11.39	\$11.98	\$18,459	\$19,928	\$21,836	\$23,685	\$24,914
43-4111	Interviewers, except eligibility and loan	110	9.01	\$15.13	\$31,469	3.96	\$10.44	\$11.68	\$14.01	\$17.68	\$21.92	\$21,709	\$24,285	\$29,147	\$36,776	\$45,603
43-4141	New accounts clerks	30	25.1	\$19.39	\$40,334	5.92	\$15.88	\$16.86	\$18.50	\$21.37	\$23.61	\$33,025	\$35,072	\$38,483	\$44,459	\$49,103
43-4151	Order clerks	20	4.43	#	#	#	#	#	#	#	#	#	#	#	#	#
43-4161	Human resources assistants, except payroll and timekeeping	70	7.86	\$17.45	\$36,292	2.91	\$13.04	\$15.03	\$17.16	\$19.39	\$22.60	\$27,132	\$31,258	\$35,695	\$40,326	\$47,000
43-4171	Receptionists and information clerks	550	8.92	\$13.45	\$27,972	3.09	\$9.65	\$10.96	\$12.93	\$14.71	\$18.28	\$20,075	\$22,787	\$26,886	\$30,606	\$38,028
43-4199	Information and record clerks, all other	120	9.89	\$17.28	\$35,946	4.05	\$10.78	\$13.76	\$17.03	\$19.97	\$23.67	\$22,426	\$28,613	\$35,416	\$41,531	\$49,224
43-5031	Police, fire, and ambulance dispatchers	80	1.81	\$20.42	\$42,469	2.84	\$16.41	\$18.11	\$21.01	\$23.11	\$23.56	\$34,130	\$37,674	\$43,711	\$48,060	\$49,010
43-5032	Dispatchers, except police, fire, and ambulance	40	35.61	\$18.29	\$38,034	3.01	\$14.59	\$16.04	\$18.15	\$21.19	\$23.56	\$30,354	\$33,353	\$37,760	\$44,068	\$49,010
43-5051	Postal service clerks	30	0	\$25.90	\$53,869	\$19.14	\$27.30	\$27.30	\$27.31	\$27.87	\$39,805	\$56,785	\$56,793	\$56,801	\$57,976	
43-5052	Postal service mail carriers	140	0	\$24.22	\$50,371	\$15.69	\$17.54	\$17.54	\$17.54	\$17.54	\$28.51	\$32,628	\$36,479	\$58,107	\$59,291	\$59,299
43-5061	Production, planning, and expediting clerks	50	13.95	\$24.04	\$50,002	5.45	\$14.29	\$19.08	\$22.82	\$28.46	\$36.39	\$29,729	\$39,690	\$47,468	\$59,199	\$75,693
43-5071	Shipping, receiving, and traffic clerks	170	14.54	\$16.76	\$34,864	5.06	\$10.01	\$11.26	\$15.65	\$21.18	\$26.11	\$20,816	\$23,421	\$32,560	\$44,061	\$54,308
43-5081	Stock clerks and order fillers	750	10.74	\$13.42	\$27,918	4.36	\$8.64	\$9.24	\$11.46	\$15.44	\$20.40	\$17,962	\$19,228	\$23,844	\$32,122	\$42,441
43-6011	Executive secretaries and executive administrative assistants	290	11.05	\$21.79	\$45,324	1.62	\$15.90	\$19.29	\$21.72	\$24.81	\$28.20	\$33,082	\$40,116	\$45,181	\$51,606	\$58,666
43-6012	Legal secretaries	50	38.61	\$18.15	\$37,754	5.45	\$13.01	\$14.61	\$17.70	\$21.11	\$23.33	\$27,070	\$30,384	\$36,810	\$43,905	\$48,534
43-6013	Medical secretaries	250	11.24	\$15.08	\$31,365	5.2	\$10.02	\$11.60	\$14.28	\$17.08	\$18.99	\$20,833	\$24,118	\$29,702	\$35,536	\$39,495
43-6014	Secretaries and administrative assistants, except legal, medical,	1,060	4.16	\$16.08	\$33,454	1.73	\$9.38	\$11.82	\$15.91	\$18.99	\$23.67	\$19,520	\$24,592	\$33,100	\$39,498	\$49,235
43-9011	Computer operators	10	5.69	\$16.79	\$34,920	2.41	\$9.15	\$10.95	\$15.99	\$18.10	\$25.42	\$19,026	\$22,769	\$33,254	\$37,653	\$42,870
43-9021	Data entry keyers	60	7.99	\$12.76	\$26,547	6.21	\$8.58	\$9.11	\$13.74	\$15.86	\$18.08	\$17,848	\$18,943	\$28,580	\$32,988	\$37,612
43-9051	Mail clerks and mail machine operators, except postal service	20	39.72	\$12.50	\$25,990	4.22	\$8.77	\$9.54	\$11.07	\$15.41	\$18.51	\$18,243	\$19,850	\$23,027	\$32,048	\$38,509
43-9061	Office clerks, general	1,080	9.06	\$16.83	\$35,010	3.98	\$8.89	\$10.40	\$15.96	\$21.16	\$27.33	\$18,497	\$21,623	\$33,204	\$44,009	\$56,837
43-9071	Office machine operators, except computer	10	27.13	\$15.48	\$32,204	4.36	\$9.77	\$11.55	\$15.73	\$18.73	\$21.69	\$20,318	\$24,032	\$32,728	\$38,952	\$45,109
43-9199	Office and administrative support workers, all other	#	#	\$10.49	\$21,822	16.1	\$8.37	\$8.58	\$8.94	\$9.29	\$17.50	\$17,413	\$17,855	\$18,592	\$19,328	\$36,393
<b>45-0000</b>	<b>Farming, fishing, and forestry</b>	<b>30</b>	<b>13.94</b>	<b>\$16.88</b>	<b>\$35,101</b>	<b>9.43</b>	<b>\$10.57</b>	<b>\$12.29</b>	<b>\$15.85</b>	<b>\$18.14</b>	<b>\$29.22</b>	<b>\$21,996</b>	<b>\$25,554</b>	<b>\$32,972</b>	<b>\$37,727</b>	<b>\$60,783</b>
45-2092	Farmworkers and laborers, crop, nursery, and greenhouse	10	3.73	\$12.05	\$25,070	3.82	\$9.93	\$10.80	\$12.12	\$13.52	\$14.35	\$20,653	\$22,456	\$25,214	\$28,113	\$29,852
<b>47-0000</b>	<b>Construction and extraction</b>	<b>2,500</b>	<b>6.94</b>	<b>\$19.60</b>	<b>\$40,769</b>	<b>2.57</b>	<b>\$10.35</b>	<b>\$13.52</b>	<b>\$17.99</b>	<b>\$24.62</b>	<b>\$30.33</b>	<b>\$21,520</b>	<b>\$28,114</b>	<b>\$37,417</b>	<b>\$51,213</b>	<b>\$63,085</b>
47-1011	First-line supervisors of construction trades and extraction work	180	10.83	\$32.06	\$66,675	2.98	\$20.49	\$26.63	\$31.29	\$36.57	\$45.44	\$42,623	\$55,386	\$65,091	\$76,063	\$94,517
47-2021	Brickmasons and blockmasons	30	32.39	\$23.54	\$48,967	8.6	\$17.18	\$19.53	\$22.31	\$27.27	\$33.47	\$35,739	\$40,619	\$46,415	\$56,725	\$69,618
47-2031	Carpenters	210	18.24	\$18.56	\$38,600	4.76	\$11.25	\$15.03	\$18.26	\$22.29	\$26.52	\$23,393	\$31,263	\$37,981	\$46,360	\$55,159
47-2051	Cement masons and concrete finishers	120	24.33	\$16.83	\$35,005	4.39	\$12.42	\$15.12	\$16.82	\$18.52	\$22.00	\$25,832	\$31,451	\$34,986	\$38,525	\$45,750
47-2061	Construction laborers	440	16.22	\$12.86	\$26,747	2.97	\$9.17	\$10.45	\$12.66	\$14.85	\$17.45	\$19,081	\$21,736	\$26,342	\$30,886	\$36,300
47-2071	Paving, surfacing, and tamping equipment operators	80	41.38	\$17.53	\$36,461	7.04	\$13.03	\$14.57	\$16.65	\$18.62	\$22.64	\$27,102	\$30,296	\$34,625	\$38,731	\$47,102
47-2073	Operating engineers and other construction equipment operators	230	20.07	\$21.47	\$44,655	3.61	\$14.78	\$18.43	\$21.60	\$24.61	\$28.30	\$30,748	\$38,344	\$44,935	\$51,197	\$58,869
47-2081	Drywall and ceiling tile installers	#	#	\$14.73	\$30,636	8.88	\$12.32	\$12.94	\$13.97	\$15.00	\$18.63	\$25,623	\$26,912	\$29,060	\$31,209	\$38,744
47-2111	Electricians	310	28.12	\$25.53	\$53,095	6.56	\$12.21	\$21.96	\$26.50	\$29.34	\$34.97	\$25,403	\$45,685	\$55,116	\$61,020	\$72,746
47-2141	Painters, construction and maintenance	60	3.3	\$18.49	\$38,461	2.7	\$12.66	\$14.23	\$17.76	\$22.32	\$26.78	\$26,323	\$29,593	\$36,931	\$46,433	\$55,697
47-2151	Pipelayers	40	29.41	\$21.18	\$44,052	11.44	\$15.63	\$16.64	\$18.32	\$26.98	\$29.31	\$32,508	\$34,604	\$38,096	\$56,122	\$60,958
47-2152	Plumbers, pipefitters, and steamfitters	110	30.8	\$27.10	\$56,366	5.36	\$15.38	\$20.84	\$25.72	\$34.12	\$38.83	\$31,981	\$43,345	\$53,495	\$70,975	\$80,773
47-2181	Roofers	80	38.11	\$12.11	\$25,199	13.37	\$8.55	\$9.03	\$11.97	\$14.19	\$16.65	\$17,783	\$18,779	\$24,907	\$29,511	\$34,640
47-2211	Sheet metal workers	#	#	\$18.96	\$39,435	7.13	\$13.76	\$15.88	\$17.87	\$21.41	\$26.25	\$28,617	\$33,033	\$37,164	\$44,535	\$54,593
47-4011	Construction and building inspectors	50	11.73	\$24.05	\$50,018	8.04	\$9.04	\$16.53	\$25.10	\$33.08	\$37.14	\$18,806	\$34,383	\$52,198	\$68,812	\$77,244

# Data unavailable

Occupational Code	Occupational Title	Employment Estimate	Employment Percentage Relative Standard Error	Average Hourly Wage	Average Annual Wage	Wage Percentage Relative Standard Error	10th Percentile (Hourly)	25th Percentile (Hourly)	50th Percentile (Hourly)	75th Percentile (Hourly)	90th Percentile (Hourly)	10th Percentile (Annual)	25th Percentile (Annual)	50th Percentile (Annual)	75th Percentile (Annual)	90th Percentile (Annual)
47-4051	Highway maintenance workers	80	0	\$20.06	\$41,724	2.36	\$15.80	\$17.01	\$20.07	\$22.45	\$24.85	\$32,854	\$35,373	\$41,750	\$46,697	\$51,698
<b>49-0000</b>	<b>Installation, maintenance, and repair</b>	<b>2,320</b>	<b>5.96</b>	<b>\$21.26</b>	<b>\$44,216</b>	<b>2.4</b>	<b>\$10.11</b>	<b>\$14.12</b>	<b>\$20.41</b>	<b>\$27.13</b>	<b>\$33.57</b>	<b>\$21,039</b>	<b>\$29,364</b>	<b>\$42,447</b>	<b>\$56,428</b>	<b>\$69,822</b>
49-1011	First-line supervisors of mechanics, installers, and repairers	200	13.31	\$31.61	\$65,748	2.43	\$19.74	\$25.62	\$30.64	\$37.13	\$45.90	\$41,057	\$53,298	\$63,735	\$77,232	\$95,478
49-2011	Computer, automated teller, and office machine repairers	#	#	\$11.83	\$24,602	5.83	\$8.98	\$10.09	\$11.73	\$13.46	\$14.55	\$18,668	\$20,979	\$24,405	\$27,992	\$30,266
49-2022	Telecommunications equipment installers and repairers, except line installers	#	#	\$27.11	\$56,380	9.64	\$17.53	\$22.32	\$27.90	\$32.84	\$36.07	\$36,458	\$46,430	\$58,042	\$68,312	\$75,023
49-2094	Electrical and electronics repairers, commercial and industrial equipment	100	4.31	\$24.78	\$51,532	3.26	\$19.82	\$22.50	\$25.36	\$27.86	\$29.42	\$41,226	\$46,804	\$52,758	\$57,949	\$61,188
49-3021	Automotive body and related repairers	40	18.79	\$18.92	\$39,361	10.13	\$11.53	\$13.71	\$16.68	\$21.31	\$32.82	\$23,980	\$28,518	\$34,701	\$44,320	\$68,260
49-3023	Automotive service technicians and mechanics	330	15.46	\$16.53	\$34,383	5.02	\$8.69	\$9.92	\$16.08	\$20.97	\$24.77	\$18,075	\$20,625	\$33,448	\$43,618	\$51,516
49-3031	Bus and truck mechanics and diesel engine specialists	90	26.93	\$22.40	\$46,593	6.71	\$14.96	\$17.81	\$22.01	\$26.12	\$32.04	\$31,121	\$37,041	\$45,790	\$54,339	\$66,639
49-3042	Mobile heavy equipment mechanics, except engines	70	22.44	\$21.46	\$44,643	4.55	\$16.08	\$18.51	\$21.82	\$24.44	\$27.68	\$33,443	\$38,494	\$45,378	\$50,831	\$57,568
49-3093	Tire repairers and changers	20	37.17	\$13.13	\$27,316	7.45	\$9.29	\$10.12	\$11.40	\$14.38	\$21.69	\$19,331	\$21,043	\$23,705	\$29,908	\$45,120
49-9012	Control and valve installers and repairers, except mechanical door	40	25.33	\$26.40	\$54,904	7.89	\$11.76	\$20.48	\$27.15	\$31.34	\$38.68	\$24,458	\$42,607	\$56,462	\$65,189	\$80,445
49-9021	Heating, air conditioning, and refrigeration mechanics and installers	80	37.95	\$23.85	\$49,599	3.94	\$16.95	\$20.11	\$22.84	\$27.95	\$33.45	\$35,253	\$41,827	\$47,513	\$58,130	\$69,584
49-9041	Industrial machinery mechanics	280	8.61	\$26.92	\$56,002	4.14	\$19.04	\$22.34	\$26.31	\$29.48	\$40.92	\$39,601	\$46,472	\$54,734	\$61,312	\$85,111
49-9043	Maintenance workers, machinery	20	22.58	\$17.96	\$37,363	5.64	\$12.07	\$15.40	\$17.69	\$21.10	\$23.88	\$25,096	\$32,042	\$36,791	\$43,883	\$49,670
49-9062	Medical equipment repairers	60	45.31	\$20.55	\$42,739	11.75	\$12.94	\$14.17	\$18.50	\$26.93	\$30.53	\$26,910	\$29,468	\$38,486	\$56,022	\$63,505
49-9071	Maintenance and repair workers, general	550	6.36	\$16.33	\$33,963	2.51	\$9.23	\$11.39	\$15.15	\$20.14	\$25.30	\$19,190	\$23,683	\$31,514	\$41,890	\$52,622
49-9091	Coin, vending, and amusement machine servicers and repairers	20	43.05	#	#	#	#	#	#	#	#	#	#	#	#	#
49-9099	Installation, maintenance, and repair workers, all other	40	21.7	\$15.44	\$32,112	9.27	\$8.75	\$9.50	\$13.46	\$21.28	\$23.36	\$18,196	\$19,765	\$28,005	\$44,270	\$48,599
<b>51-0000</b>	<b>Production</b>	<b>3,090</b>	<b>12.55</b>	<b>\$19.63</b>	<b>\$40,822</b>	<b>2.77</b>	<b>\$10.16</b>	<b>\$13.89</b>	<b>\$18.75</b>	<b>\$23.20</b>	<b>\$31.74</b>	<b>\$21,138</b>	<b>\$28,898</b>	<b>\$39,008</b>	<b>\$48,265</b>	<b>\$66,026</b>
51-1011	First-line supervisors of production and operating workers	230	15.45	\$29.99	\$62,369	3.76	\$17.23	\$21.95	\$29.79	\$36.31	\$42.99	\$35,847	\$45,651	\$61,962	\$75,533	\$89,419
51-2041	Structural metal fabricators and fitters	50	43.9	\$17.29	\$35,968	5.22	\$12.78	\$13.74	\$15.51	\$21.03	\$23.21	\$26,591	\$28,581	\$32,262	\$43,738	\$48,268
51-2092	Team assemblers	#	#	\$20.35	\$42,329	4.86	\$12.73	\$16.68	\$20.03	\$22.77	\$31.72	\$26,478	\$34,701	\$41,658	\$47,358	\$65,980
51-3011	Bakers	90	35.85	\$13.74	\$28,572	6.81	\$8.70	\$9.92	\$14.55	\$17.00	\$18.38	\$18,095	\$20,638	\$30,263	\$35,351	\$38,233
51-3021	Butchers and meat cutters	50	45.44	\$17.11	\$35,584	3.94	\$10.30	\$11.83	\$18.24	\$21.42	\$23.13	\$21,426	\$24,607	\$37,932	\$44,556	\$48,111
51-3099	Food processing workers, all other	60	0.54	\$11.95	\$24,853	3.09	\$9.78	\$10.29	\$11.15	\$12.00	\$16.96	\$20,335	\$21,403	\$23,183	\$24,963	\$35,273
51-4011	Computer-controlled machine tool operators, metal and plastic	30	16.02	\$19.67	\$40,917	4.98	\$13.32	\$15.72	\$20.41	\$22.61	\$23.91	\$27,702	\$32,706	\$42,446	\$47,023	\$49,739
51-4031	Cutting, punching, and press machine setters, operators, and tenders, metal and plastic	130	45.57	\$15.82	\$32,908	6.78	\$9.03	\$12.78	\$16.27	\$18.94	\$22.07	\$18,784	\$26,576	\$33,840	\$39,387	\$45,900
51-4033	Grinding, lapping, polishing, and buffing machine tool setters, operators, and tenders, metal and plastic	20	11.12	\$17.37	\$36,133	2.91	\$12.64	\$13.74	\$17.65	\$21.20	\$22.91	\$26,298	\$28,579	\$36,719	\$44,096	\$47,662
51-4035	Milling and planing machine setters, operators, and tenders, metal and plastic	#	#	\$18.35	\$38,172	3.62	\$15.43	\$16.21	\$17.52	\$18.83	\$26.18	\$32,086	\$33,718	\$36,438	\$39,158	\$54,448
51-4041	Machinists	160	14.14	\$17.84	\$37,112	5.92	\$10.77	\$14.38	\$17.22	\$20.76	\$25.49	\$22,401	\$29,917	\$35,819	\$43,181	\$53,018
51-4081	Multiple machine tool setters, operators, and tenders, metal and plastic	30	18.04	\$16.83	\$34,998	3.78	\$12.46	\$13.92	\$16.35	\$20.18	\$22.95	\$25,926	\$28,943	\$34,001	\$41,985	\$47,739
51-4111	Tool and die makers	10	17.64	\$19.95	\$41,504	3.87	\$15.17	\$16.69	\$19.37	\$23.23	\$26.96	\$31,561	\$34,706	\$40,297	\$48,325	\$56,076
51-4121	Welders, cutters, solderers, and brazers	330	29.96	#	#	#	#	#	#	#	#	#	#	#	#	#
51-5112	Printing press operators	30	32.49	\$19.60	\$40,763	6.4	\$10.90	\$14.06	\$19.35	\$24.48	\$29.37	\$22,667	\$29,242	\$40,249	\$50,910	\$61,092
51-6011	Laundry and dry-cleaning workers	90	30.84	\$10.52	\$21,879	3.56	\$8.66	\$9.30	\$10.34	\$11.30	\$11.88	\$18,003	\$19,345	\$21,500	\$23,494	\$24,716
51-6031	Sewing machine operators	10	15.39	\$15.25	\$31,724	6.58	\$9.73	\$10.97	\$13.07	\$15.17	\$31.54	\$20,228	\$22,826	\$27,178	\$31,563	\$65,611
51-7011	Cabinetmakers and bench carpenters	30	2.79	\$13.56	\$28,212	2.24	\$8.66	\$9.34	\$12.74	\$16.96	\$21.18	\$18,018	\$19,421	\$26,492	\$35,278	\$44,045
51-8021	Stationary engineers and boiler operators	#	#	\$23.43	\$48,727	2.8	\$13.46	\$15.89	\$25.32	\$29.71	\$34.96	\$28,000	\$33,044	\$52,661	\$61,803	\$72,711
51-8031	Water and wastewater treatment plant and system operators	70	6.38	\$23.21	\$48,270	3.87	\$15.78	\$17.91	\$22.18	\$28.38	\$34.64	\$32,819	\$37,256	\$46,132	\$59,036	\$72,043
51-8099	Plant and system operators, all other	#	#	\$25.44	\$52,920	4.42	\$20.55	\$23.68	\$26.20	\$28.39	\$29.70	\$42,744	\$49,255	\$54,488	\$59,043	\$61,776

# Data unavailable



Occupational Code	Occupational Title	Employment Estimate	Employment Percentage Relative Standard Error	Average Hourly Wage	Average Annual Wage	Wage Percentage Relative Standard Error	10th Percentile (Hourly)	25th Percentile (Hourly)	50th Percentile (Hourly)	75th Percentile (Hourly)	90th Percentile (Hourly)	10th Percentile (Annual)	25th Percentile (Annual)	50th Percentile (Annual)	75th Percentile (Annual)	90th Percentile (Annual)
51-9021	Crushing, grinding, and polishing machine setters, operators, and tenders	10	21.61	\$16.68	\$34,701	9.72	\$10.76	\$13.28	\$17.13	\$20.03	\$22.56	\$22,384	\$27,631	\$35,637	\$41,665	\$46,930
51-9061	Inspectors, testers, sorters, samplers, and weighers	260	10.81	\$20.73	\$43,116	4.63	\$9.43	\$17.99	\$20.96	\$23.34	\$32.00	\$19,612	\$37,413	\$43,600	\$48,538	\$66,550
51-9083	Ophthalmic laboratory technicians	20	27.41	\$13.49	\$28,061	5.29	\$9.12	\$10.57	\$13.62	\$16.54	\$18.09	\$18,971	\$21,983	\$28,329	\$34,406	\$37,621
51-9111	Packaging and filling machine operators and tenders	#	#	\$13.06	\$27,158	4.84	\$8.82	\$11.33	\$13.22	\$14.62	\$17.04	\$18,345	\$23,574	\$27,495	\$30,417	\$35,452
51-9121	Coating, painting, and spraying machine setters, operators, and tenders	20	20.53	\$13.38	\$27,840	3.18	\$11.00	\$12.37	\$13.45	\$14.54	\$15.63	\$22,874	\$25,723	\$27,983	\$30,242	\$32,502
51-9122	Painters, transportation equipment	10	29.96	\$19.62	\$40,814	19.38	\$10.13	\$12.64	\$14.41	\$17.77	\$47.43	\$21,073	\$26,292	\$29,967	\$36,967	\$98,662
51-9198	Helpers—production workers	160	15.42	\$13.30	\$27,666	7.12	\$8.77	\$9.52	\$11.20	\$17.06	\$21.49	\$18,245	\$19,803	\$23,299	\$35,478	\$44,702
<b>53-0000</b>	<b>Transportation and material moving</b>	<b>2,830</b>	<b>5.98</b>	<b>\$16.39</b>	<b>\$34,098</b>	<b>2.91</b>	<b>\$8.93</b>	<b>\$10.76</b>	<b>\$15.96</b>	<b>\$20.03</b>	<b>\$23.70</b>	<b>\$18,583</b>	<b>\$22,385</b>	<b>\$33,191</b>	<b>\$41,665</b>	<b>\$49,299</b>
53-1021	First-line supervisors of helpers, laborers, and material movers,	50	6.52	\$30.33	\$63,078	7.78	\$16.00	\$22.70	\$30.81	\$36.39	\$46.35	\$33,287	\$47,211	\$64,075	\$75,690	\$96,405
53-1031	First-line supervisors of transportation and material-moving mach	60	14.24	\$22.79	\$47,397	4.1	\$14.25	\$16.72	\$20.68	\$28.93	\$35.66	\$29,649	\$34,780	\$43,020	\$60,166	\$74,165
53-3022	Bus drivers, school or special client	60	14.85	\$11.67	\$24,280	6.6	\$8.59	\$9.13	\$10.45	\$14.27	\$17.30	\$17,867	\$18,991	\$21,740	\$29,688	\$35,994
53-3031	Driver/sales workers	140	34.25	\$13.18	\$27,409	15.95	\$8.43	\$8.73	\$9.23	\$13.99	\$26.99	\$17,536	\$18,163	\$19,208	\$29,100	\$56,137
53-3032	Heavy and tractor-trailer truck drivers	420	11.93	\$18.23	\$37,915	3.77	\$14.05	\$15.64	\$17.22	\$18.83	\$25.26	\$29,214	\$32,534	\$35,826	\$39,176	\$52,546
53-3033	Light truck or delivery services drivers	360	14.53	\$16.19	\$33,667	7.79	\$8.77	\$9.93	\$15.31	\$18.62	\$28.96	\$18,239	\$20,652	\$31,841	\$38,728	\$60,235
53-3041	Taxi drivers and chauffeurs	10	30.71	\$10.69	\$22,232	5.65	\$8.50	\$8.91	\$9.72	\$11.59	\$14.99	\$17,680	\$18,523	\$20,218	\$24,104	\$31,180
53-3099	Motor vehicle operators, all other	10	15.26	\$14.98	\$31,168	7.98	\$8.62	\$9.22	\$14.84	\$20.04	\$22.43	\$17,938	\$19,169	\$30,866	\$41,678	\$46,650
53-6031	Automotive and watercraft service attendants	50	25.61	\$10.57	\$21,982	1.95	\$8.72	\$9.44	\$10.51	\$11.55	\$12.59	\$18,130	\$19,640	\$21,862	\$24,016	\$26,187
53-7051	Industrial truck and tractor operators	190	16.04	\$16.55	\$34,430	6.24	\$9.40	\$12.37	\$17.17	\$20.58	\$22.83	\$19,542	\$25,722	\$35,708	\$42,804	\$47,491
53-7061	Cleaners of vehicles and equipment	160	12.19	\$10.38	\$21,596	4.67	\$8.44	\$8.76	\$9.40	\$11.26	\$13.89	\$17,562	\$18,227	\$19,559	\$23,411	\$28,883
53-7062	Laborers and freight, stock, and material movers, hand	830	7.98	\$15.62	\$32,483	5.14	\$9.04	\$10.84	\$15.66	\$20.38	\$22.62	\$18,806	\$22,554	\$32,573	\$42,397	\$47,048
53-7064	Packers and packagers, hand	190	34.8	\$12.57	\$26,144	9.65	\$9.18	\$10.15	\$11.31	\$15.83	\$17.66	\$19,094	\$21,111	\$23,528	\$32,935	\$36,742

Occupational Code	Occupational Title	Employment Estimate	Employment Percentage Relative Standard Error	Average Hourly Wage	Average Annual Wage	Wage Percentage Relative Standard Error	10th Percentile (Hourly)	25th Percentile (Hourly)	50th Percentile (Hourly)	75th Percentile (Hourly)	90th Percentile (Hourly)	10th Percentile (Annual)	25th Percentile (Annual)	50th Percentile (Annual)	75th Percentile (Annual)	90th Percentile (Annual)
<b>00-0000</b>	<b>Total all occupations</b>	<b>67,400</b>	<b>2.77</b>	<b>\$18.02</b>	<b>\$37,479</b>	<b>1.3</b>	<b>\$8.89</b>	<b>\$10.35</b>	<b>\$14.67</b>	<b>\$21.60</b>	<b>\$30.28</b>	<b>\$18,486</b>	<b>\$21,533</b>	<b>\$30,513</b>	<b>\$44,918</b>	<b>\$62,987</b>
<b>11-0000</b>	<b>Management</b>	<b>2,320</b>	<b>5.73</b>	<b>\$37.01</b>	<b>\$76,980</b>	<b>3.79</b>	<b>\$15.99</b>	<b>\$22.79</b>	<b>\$30.86</b>	<b>\$43.89</b>	<b>\$64.20</b>	<b>\$33,262</b>	<b>\$47,402</b>	<b>\$64,195</b>	<b>\$91,294</b>	<b>\$133,541</b>
11-1011	Chief executives	70	5.14	\$42.74	\$88,903	5.33	\$19.57	\$28.43	\$42.90	\$52.28	\$66.10	\$40,715	\$59,141	\$89,236	\$108,733	\$137,495
11-1021	General and operations managers	970	10.31	\$38.79	\$80,693	6.82	\$15.88	\$21.92	\$28.78	\$45.42	\$75.90	\$33,022	\$45,585	\$59,862	\$94,476	\$157,875
11-1031	Legislators	80	9.81	#	\$56,578	15.79	#	#	#	#	#	\$18,663	\$40,049	\$49,500	\$62,722	\$76,973
11-2022	Sales managers	50	24.17	\$41.83	\$87,011	14.99	\$16.85	\$19.03	\$33.63	\$54.89	\$87.10	\$35,043	\$39,579	\$69,943	\$114,167	\$181,164
11-3011	Administrative services managers	70	23.78	\$35.82	\$74,508	6.5	\$20.98	\$25.74	\$30.05	\$51.44	\$58.43	\$43,642	\$53,532	\$62,501	\$107,003	\$121,537
11-3021	Computer and information systems managers	20	26.99	\$46.06	\$95,803	8.61	\$32.02	\$35.74	\$42.55	\$53.16	\$71.32	\$66,605	\$74,333	\$88,496	\$110,583	\$148,352
11-3031	Financial managers	100	14.3	\$47.39	\$98,571	5.91	\$25.11	\$34.35	\$45.74	\$62.06	\$72.73	\$52,221	\$71,438	\$95,143	\$129,083	\$151,288
11-3051	Industrial production managers	40	30.81	\$49.42	\$102,801	3.24	\$32.00	\$36.30	\$48.57	\$61.46	\$71.85	\$66,560	\$75,512	\$101,017	\$127,828	\$149,442
11-3071	Transportation, storage, and distribution managers	10	29.52	\$47.60	\$98,999	14.93	\$18.48	\$29.31	\$37.01	\$59.41	\$76.73	\$38,431	\$60,965	\$76,985	\$123,573	\$159,594
11-3121	Human resources managers	10	15.22	\$36.23	\$75,368	6.25	\$21.40	\$24.49	\$39.71	\$44.61	\$47.60	\$44,516	\$50,931	\$62,588	\$92,780	\$99,015
11-9021	Construction managers	80	37.52	\$50.16	\$104,336	20.28	\$28.18	\$34.37	\$40.75	\$49.85	#	\$58,618	\$71,488	\$84,752	\$103,694	#
11-9031	Education administrators, preschool and childcare center/program	20	26.19	\$23.49	\$48,857	6.72	\$13.83	\$17.11	\$21.83	\$27.74	\$35.53	\$28,769	\$35,584	\$45,397	\$57,703	\$73,892
11-9032	Education administrators, elementary and secondary school	200	5.57	#	\$65,155	3.01	#	#	#	#	#	\$42,585	\$54,356	\$67,002	\$76,788	\$88,068
11-9041	Architectural and engineering managers	20	38.21	\$61.84	\$128,620	6.98	\$38.40	\$44.39	\$56.77	\$76.34	\$94.83	\$79,864	\$92,330	\$118,090	\$158,794	\$197,241
11-9051	Food service managers	#	#	\$19.88	\$41,346	6.68	\$13.68	\$15.93	\$19.66	\$22.33	\$24.44	\$28,449	\$33,135	\$40,884	\$46,447	\$50,825
11-9081	Lodging managers	#	#	\$17.10	\$35,558	29	\$12.13	\$12.70	\$13.66	\$14.61	\$33.98	\$25,233	\$26,423	\$28,406	\$30,389	\$70,686
11-9111	Medical and health services managers	120	18.47	\$39.27	\$81,673	4.34	\$25.16	\$31.27	\$37.69	\$43.92	\$50.02	\$52,341	\$65,042	\$78,402	\$91,353	\$104,041
11-9121	Natural sciences managers	20	6.12	\$46.35	\$96,418	2.7	\$37.13	\$39.38	\$45.48	\$50.83	\$57.81	\$77,221	\$81,909	\$94,595	\$105,721	\$120,240
11-9131	Postmasters and mail superintendents	50	0	\$28.33	\$58,935	1.06	\$16.01	\$24.62	\$29.45	\$33.48	\$35.63	\$33,295	\$51,220	\$61,256	\$69,638	\$74,108
11-9151	Social and community service managers	80	20.45	\$29.82	\$62,031	2.58	\$18.79	\$24.61	\$28.98	\$35.48	\$41.20	\$39,087	\$51,179	\$60,280	\$73,796	\$85,693
11-9161	Emergency management directors	20	14.1	\$19.99	\$41,572	6.2	\$12.03	\$14.95	\$18.21	\$24.18	\$29.85	\$25,026	\$31,100	\$37,877	\$50,296	\$62,078
11-9199	Managers, all other	140	41.63	\$25.51	\$53,059	14.35	\$8.78	\$9.61	\$25.51	\$35.18	\$47.44	\$18,266	\$19,988	\$53,056	\$73,175	\$98,675
<b>13-0000</b>	<b>Business and financial operations</b>	<b>2,360</b>	<b>7.19</b>	<b>\$27.91</b>	<b>\$58,055</b>	<b>2.1</b>	<b>\$14.87</b>	<b>\$18.98</b>	<b>\$25.27</b>	<b>\$34.11</b>	<b>\$45.01</b>	<b>\$30,936</b>	<b>\$39,469</b>	<b>\$52,556</b>	<b>\$70,951</b>	<b>\$93,631</b>
13-1022	Wholesale and retail buyers, except farm products	60	17.34	\$29.31	\$60,968	26.02	\$12.56	\$15.81	\$22.96	\$44.01	\$58.05	\$26,131	\$32,876	\$47,754	\$91,537	\$120,734
13-1023	Purchasing agents, except wholesale, retail, and farm products	70	15.45	\$22.88	\$47,595	3.19	\$14.79	\$16.92	\$20.72	\$26.94	\$34.57	\$30,763	\$35,188	\$43,102	\$56,027	\$71,915
13-1031	Claims adjusters, examiners, and investigators	20	22.11	\$29.63	\$61,629	8.55	\$13.96	\$15.36	\$31.90	\$36.61	\$48.15	\$29,029	\$31,943	\$66,355	\$76,142	\$100,154
13-1041	Compliance officers, except agriculture, construction, health and safety, and transportation	130	7.44	\$26.95	\$56,056	3.33	\$14.46	\$21.00	\$27.15	\$33.16	\$37.39	\$30,084	\$43,670	\$56,466	\$68,966	\$77,776
13-1051	Cost estimators	70	23.8	\$27.48	\$57,163	5.59	\$18.89	\$21.94	\$26.75	\$30.54	\$40.48	\$39,296	\$45,628	\$55,640	\$63,515	\$84,189
13-1071	Human resources specialists	140	18.89	\$23.62	\$49,124	6.4	\$14.08	\$16.52	\$20.29	\$27.73	\$38.07	\$29,279	\$34,356	\$42,204	\$57,669	\$79,192
13-1111	Management analysts	20	48.08	\$29.07	\$60,466	16.7	\$16.36	\$18.51	\$25.72	\$33.83	\$49.41	\$34,037	\$38,510	\$53,488	\$70,366	\$102,783
13-1131	Fundraisers	10	39.33	\$20.58	\$42,806	10.16	\$15.27	\$16.45	\$18.25	\$21.58	\$28.92	\$31,770	\$34,217	\$37,964	\$44,889	\$60,145
13-1151	Training and development specialists	50	18.67	\$28.73	\$59,765	7.07	\$14.91	\$23.26	\$28.00	\$35.26	\$44.89	\$31,015	\$48,389	\$58,238	\$73,337	\$93,371
13-1161	Market research analysts and marketing specialists	80	23.1	\$23.78	\$49,462	5.96	\$14.54	\$19.65	\$22.89	\$28.19	\$35.12	\$30,246	\$40,869	\$47,605	\$58,636	\$73,059
13-1199	Business operations specialists, all other	500	22.61	\$28.22	\$58,700	4.26	\$14.27	\$19.44	\$23.96	\$33.66	\$48.35	\$29,685	\$40,435	\$49,833	\$70,017	\$100,562
13-2011	Accountants and auditors	570	20.37	\$27.63	\$57,473	4.25	\$16.04	\$19.67	\$27.11	\$34.07	\$38.04	\$33,353	\$40,921	\$56,387	\$70,876	\$91,133
13-2021	Appraisers and assessors of real estate	130	15.38	\$19.28	\$40,096	6.14	\$9.24	\$13.84	\$18.15	\$22.71	\$29.11	\$19,225	\$28,788	\$37,749	\$47,237	\$60,547
13-2041	Credit analysts	#	#	\$31.61	\$65,755	9.29	\$20.30	\$25.63	\$33.38	\$37.98	\$43.01	\$42,223	\$53,312	\$69,422	\$78,989	\$89,456
13-2072	Loan officers	330	12.43	\$34.12	\$70,965	4.1	\$18.68	\$24.55	\$32.17	\$42.42	\$53.87	\$38,846	\$51,069	\$66,903	\$88,237	\$112,059
13-2081	Tax examiners and collectors, and revenue agents	20	45.23	\$18.06	\$37,569	8.69	\$11.15	\$13.28	\$17.05	\$22.02	\$27.38	\$23,183	\$27,628	\$35,471	\$45,803	\$56,941
13-2082	Tax preparers	30	30.58	\$14.88	\$30,942	16.77	\$9.88	\$10.84	\$13.17	\$15.40	\$23.98	\$20,560	\$22,541	\$27,388	\$32,037	\$49,882
13-2099	Financial specialists, all other	30	37.98	\$28.30	\$58,870	11.87	\$17.08	\$21.11	\$26.85	\$29.99	\$46.96	\$35,520	\$43,916	\$55,850	\$62,388	\$97,680
<b>15-0000</b>	<b>Computer and mathematical</b>	<b>470</b>	<b>12.63</b>	<b>\$28.73</b>	<b>\$59,760</b>	<b>5.15</b>	<b>\$12.74</b>	<b>\$18.99</b>	<b>\$25.28</b>	<b>\$36.64</b>	<b>\$46.90</b>	<b>\$26,489</b>	<b>\$39,504</b>	<b>\$52,585</b>	<b>\$76,214</b>	<b>\$97,544</b>
15-1121	Computer systems analysts	30	42.17	\$42.93	\$89,286	5.24	\$23.03	\$35.93	\$44.97	\$52.91	\$58.93	\$47,911	\$74,724	\$93,528	\$110,050	\$122,570
15-1131	Computer programmers	#	#	\$28.42	\$59,106	4.19	\$24.49	\$25.68	\$27.68	\$29.68	\$36.45	\$50,932	\$53,423	\$57,574	\$61,725	\$75,819
15-1132	Software developers, applications	#	#	\$32.93	\$68,492	26.84	\$12.54	\$13.53	\$32.71	\$52.63	\$61.40	\$26,090	\$28,146	\$68,029	\$109,475	\$127,708
15-1134	Web developers	20	32.62	\$21.18	\$44,059	15.33	\$8.84	\$12.68	\$21.64	\$30.04	\$34.68	\$18,389	\$26,379	\$45,002	\$62,474	\$72,126
15-1141	Database administrators	#	#	\$40.14	\$83,487	10.91	\$20.14	\$33.47	\$41.83	\$49.32	\$57.04	\$41,888	\$69,613	\$87,011	\$102,580	\$118,645

# Data unavailable

Occupational Code	Occupational Title	Employment Estimate	Employment Percentage Relative Standard Error	Average Hourly Wage	Average Annual Wage	Wage Percentage Relative Standard Error	10th Percentile (Hourly)	25th Percentile (Hourly)	50th Percentile (Hourly)	75th Percentile (Hourly)	90th Percentile (Hourly)	10th Percentile (Annual)	25th Percentile (Annual)	50th Percentile (Annual)	75th Percentile (Annual)	90th Percentile (Annual)
15-1142	Network and computer systems administrators	150	19.38	\$26.67	\$55,466	2.8	\$19.65	\$21.56	\$24.58	\$32.04	\$37.27	\$40,880	\$44,844	\$51,118	\$66,640	\$77,527
15-1151	Computer user support specialists	140	17.46	\$18.71	\$38,913	5.35	\$10.73	\$12.81	\$16.94	\$22.32	\$31.26	\$22,322	\$26,647	\$35,245	\$46,432	\$65,020
15-1152	Computer network support specialists	#	#	\$26.35	\$54,817	9.74	\$15.65	\$19.64	\$23.84	\$32.41	\$43.11	\$32,558	\$40,852	\$49,581	\$67,416	\$89,672
15-1199	Computer occupations, all other	30	44.73	\$53.30	\$110,859	22.78	\$32.65	\$35.06	\$41.00	\$49.32	#	\$67,915	\$72,930	\$85,270	\$102,579	#
<b>17-0000</b>	<b>Architecture and engineering</b>	<b>330</b>	<b>11.52</b>	<b>\$40.56</b>	<b>\$84,363</b>	<b>5.27</b>	<b>\$18.47</b>	<b>\$26.16</b>	<b>\$35.46</b>	<b>\$50.75</b>	<b>\$67.08</b>	<b>\$38,408</b>	<b>\$54,407</b>	<b>\$73,749</b>	<b>\$105,560</b>	<b>\$139,516</b>
17-1022	Surveyors	10	23.1	\$28.53	\$59,345	16.14	\$10.25	\$21.68	\$27.25	\$41.22	\$46.79	\$21,321	\$45,090	\$56,672	\$85,728	\$97,321
17-2051	Civil engineers	80	12.42	\$39.98	\$83,156	13.9	\$18.49	\$26.76	\$36.34	\$45.82	\$62.46	\$38,450	\$55,671	\$75,590	\$95,316	\$129,921
17-2071	Electrical engineers	20	23.16	\$45.85	\$95,375	3.05	\$33.65	\$37.75	\$45.94	\$54.98	\$60.06	\$69,998	\$78,521	\$95,547	\$114,365	\$124,935
17-2112	Industrial engineers	#	#	\$38.49	\$80,062	5.24	\$21.63	\$28.97	\$37.41	\$50.80	\$57.65	\$44,992	\$60,254	\$77,807	\$105,669	\$119,908
17-2141	Mechanical engineers	20	30.77	\$37.86	\$78,739	11.95	\$24.20	\$27.18	\$35.03	\$47.45	\$60.43	\$50,330	\$56,532	\$72,866	\$98,686	\$125,703
17-2171	Petroleum engineers	40	35.48	#	#	#	#	#	#	#	#	#	#	#	#	#
17-3013	Mechanical drafters	#	#	\$27.13	\$56,431	5.7	\$21.78	\$25.73	\$27.78	\$29.84	\$30.97	\$45,304	\$53,509	\$57,790	\$62,071	\$64,422
17-3022	Civil engineering technicians	10	0	\$28.31	\$58,885	2.44	\$20.52	\$25.55	\$28.69	\$34.17	\$34.88	\$42,680	\$53,145	\$59,669	\$71,067	\$72,560
17-3025	Environmental engineering technicians	10	8.07	\$26.00	\$54,071	3.2	\$17.67	\$23.83	\$24.49	\$30.00	\$31.71	\$36,747	\$49,572	\$50,929	\$62,398	\$65,951
17-3029	Engineering technicians, except drafters, all other	10	37.82	\$30.76	\$63,977	3.34	\$23.87	\$27.93	\$30.26	\$35.66	\$36.61	\$49,658	\$58,086	\$62,939	\$74,180	\$76,142
17-3031	Surveying and mapping technicians	10	18.79	\$18.87	\$39,251	5.85	\$9.18	\$13.72	\$17.62	\$23.85	\$29.49	\$19,096	\$28,538	\$36,642	\$49,599	\$61,329
<b>19-0000</b>	<b>Life, physical, and social science</b>	<b>660</b>	<b>14.48</b>	<b>\$26.66</b>	<b>\$55,461</b>	<b>2.81</b>	<b>\$13.72</b>	<b>\$19.02</b>	<b>\$24.51</b>	<b>\$33.78</b>	<b>\$39.86</b>	<b>\$28,547</b>	<b>\$39,562</b>	<b>\$50,974</b>	<b>\$70,266</b>	<b>\$82,900</b>
19-1013	Soil and plant scientists	#	#	\$34.52	\$71,805	6.12	\$20.42	\$25.69	\$33.73	\$37.91	\$55.93	\$42,472	\$53,434	\$70,153	\$78,858	\$116,327
19-1023	Zoologists and wildlife biologists	50	0	\$32.31	\$67,210	1.47	\$27.32	\$27.78	\$30.93	\$34.44	\$39.78	\$56,824	\$57,772	\$64,324	\$71,625	\$82,747
19-1029	Biological scientists, all other	30	0	\$27.93	\$58,088	1.72	\$13.73	\$24.04	\$30.97	\$33.78	\$36.60	\$28,553	\$50,008	\$64,423	\$70,271	\$76,130
19-1031	Conservation scientists	70	0	\$30.42	\$63,264	0.94	\$20.93	\$24.44	\$29.82	\$36.30	\$39.10	\$43,526	\$50,825	\$62,015	\$75,504	\$81,324
19-2041	Environmental scientists and specialists, including health	#	#	\$39.22	\$81,580	2.69	\$33.65	\$34.17	\$40.36	\$42.96	\$46.72	\$69,996	\$71,065	\$83,949	\$89,351	\$97,181
19-2042	Geoscientists, except hydrologists and geographers	10	28.29	\$45.16	\$93,926	16.62	\$29.00	\$33.75	\$40.00	\$47.98	\$76.89	\$60,324	\$70,193	\$83,199	\$99,797	\$159,923
19-3031	Clinical, counseling, and school psychologists	30	38.1	\$31.57	\$65,671	2.48	\$24.02	\$26.87	\$32.06	\$38.52	\$44.43	\$49,969	\$55,883	\$66,687	\$80,131	\$92,417
<b>19-3051</b>	<b>Urban and regional planners</b>	<b>20</b>	<b>19.7</b>	<b>\$19.86</b>	<b>\$41,316</b>	<b>4.49</b>	<b>\$12.81</b>	<b>\$14.22</b>	<b>\$17.60</b>	<b>\$23.37</b>	<b>\$33.53</b>	<b>\$26,641</b>	<b>\$29,578</b>	<b>\$36,612</b>	<b>\$48,613</b>	<b>\$69,748</b>
19-4011	Agricultural and food science technicians	70	30.72	\$20.87	\$43,410	7.93	\$16.08	\$17.89	\$20.44	\$22.74	\$26.62	\$33,449	\$37,206	\$42,518	\$47,295	\$55,361
19-4021	Biological technicians	50	0	\$18.69	\$38,877	1.56	\$9.97	\$13.72	\$20.17	\$22.20	\$26.37	\$20,728	\$28,540	\$41,959	\$46,171	\$54,852
19-4041	Geological and petroleum technicians	#	#	\$27.66	\$57,526	17.56	\$19.51	\$20.95	\$23.37	\$32.13	\$43.84	\$40,571	\$43,583	\$48,604	\$66,827	\$91,198
19-4091	Environmental science and protection technicians, including health	20	16.85	\$22.61	\$47,030	7.79	\$14.60	\$16.59	\$23.41	\$26.27	\$27.64	\$30,374	\$34,513	\$48,684	\$54,636	\$57,500
19-4093	Forest and conservation technicians	80	0	\$18.17	\$37,787	1.18	\$12.23	\$13.73	\$15.36	\$21.56	\$26.38	\$25,431	\$28,548	\$31,948	\$44,843	\$54,868
<b>21-0000</b>	<b>Community and social services</b>	<b>1,790</b>	<b>5.95</b>	<b>\$18.83</b>	<b>\$39,158</b>	<b>2.63</b>	<b>\$10.35</b>	<b>\$13.04</b>	<b>\$17.58</b>	<b>\$23.32</b>	<b>\$29.27</b>	<b>\$21,528</b>	<b>\$27,119</b>	<b>\$36,561</b>	<b>\$48,513</b>	<b>\$60,885</b>
21-1011	Substance abuse and behavioral disorder counselors	120	15.3	\$20.32	\$42,257	8.92	\$11.87	\$14.61	\$18.22	\$27.39	\$32.56	\$24,681	\$30,386	\$37,896	\$56,972	\$67,731
21-1012	Educational, guidance, school, and vocational counselors	180	8.65	\$19.25	\$40,035	3.13	\$15.06	\$16.36	\$18.49	\$22.26	\$26.21	\$31,331	\$34,031	\$38,455	\$46,301	\$54,513
21-1014	Mental health counselors	170	11.88	\$22.12	\$46,003	3.19	\$15.70	\$18.23	\$21.84	\$26.07	\$29.06	\$32,657	\$37,916	\$45,434	\$54,225	\$60,440
21-1015	Rehabilitation counselors	120	34.93	\$17.95	\$37,327	6.33	\$9.16	\$10.47	\$13.90	\$22.57	\$36.68	\$19,059	\$21,775	\$28,914	\$46,940	\$76,298
21-1021	Child, family, and school social workers	320	6.61	\$17.89	\$37,214	2.48	\$10.65	\$12.87	\$16.81	\$21.43	\$27.77	\$22,161	\$26,769	\$34,972	\$44,576	\$57,295
21-1022	Healthcare social workers	60	22.04	\$20.56	\$42,763	12.16	\$10.44	\$12.72	\$19.73	\$27.39	\$30.65	\$21,725	\$26,456	\$41,046	\$56,973	\$63,761
21-1023	Mental health and substance abuse social workers	#	#	\$13.33	\$27,732	6.13	\$9.96	\$10.51	\$11.43	\$13.57	\$20.48	\$20,726	\$21,868	\$23,770	\$28,225	\$42,603
21-1029	Social workers, all other	60	17.26	\$19.12	\$39,775	5.13	\$11.48	\$14.14	\$17.47	\$23.77	\$29.86	\$23,871	\$29,406	\$36,328	\$49,446	\$62,113
21-1091	Health educators	30	26.09	\$22.03	\$45,821	5.27	\$9.20	\$16.37	\$23.70	\$27.89	\$30.66	\$19,145	\$34,040	\$49,304	\$58,020	\$68,779
21-1093	Social and human service assistants	150	15.6	\$15.44	\$32,111	3.45	\$9.18	\$12.30	\$14.46	\$19.43	\$22.62	\$19,091	\$25,577	\$30,084	\$40,413	\$47,047
21-1094	Community health workers	110	22	\$15.83	\$32,936	4.73	\$10.48	\$12.33	\$15.45	\$18.91	\$22.23	\$21,790	\$25,642	\$32,140	\$39,329	\$46,246
21-1099	Community and social service specialists, all other	220	46.49	\$14.72	\$30,610	9.82	\$9.38	\$10.37	\$11.97	\$17.68	\$24.39	\$19,502	\$21,570	\$24,907	\$36,766	\$50,733
21-2011	Clergy	10	42	\$16.57	\$34,464	2.88	\$15.06	\$15.72	\$16.82	\$17.92	\$18.58	\$31,316	\$32,707	\$34,992	\$37,278	\$38,649
<b>23-0000</b>	<b>Legal</b>	<b>300</b>	<b>18.17</b>	<b>\$34.51</b>	<b>\$71,780</b>	<b>6.96</b>	<b>\$14.61</b>	<b>\$18.84</b>	<b>\$28.74</b>	<b>\$46.17</b>	<b>\$67.57</b>	<b>\$30,396</b>	<b>\$39,197</b>	<b>\$59,777</b>	<b>\$96,035</b>	<b>\$140,556</b>
23-1011	Lawyers	70	29.81	\$44.50	\$92,565	11.3	\$27.71	\$29.77	\$41.91	\$49.47	\$59.47	\$57,640	\$61,915	\$87,166	\$102,896	\$123,694
23-1023	Judges, magistrate judges, and magistrates	50	23.07	\$54.24	\$112,813	8.97	\$16.61	\$19.02	\$67.57	\$67.58	\$70.62	\$34,546	\$39,555	\$140,554	\$140,566	\$146,881
23-2011	Paralegals and legal assistants	60	29.18	\$27.14	\$56,459	11.49	\$13.65	\$16.93	\$23.12	\$42.10	\$47.14	\$28,402	\$35,213	\$48,086	\$67,560	\$98,054
23-2091	Court reporters	10	0	\$29.87	\$62,124	1.87	\$21.50	\$23.71	\$29.18	\$34.74	\$40.00	\$44,712	\$49,320	\$60,688	\$72,252	\$83,206

# Data unavailable

Occupational Code	Occupational Title	Employment Estimate	Employment Percentage Relative Standard Error	Average Hourly Wage	Average Annual Wage	Wage Percentage Relative Standard Error	10th Percentile (Hourly)	25th Percentile (Hourly)	50th Percentile (Hourly)	75th Percentile (Hourly)	90th Percentile (Hourly)	10th Percentile (Annual)	25th Percentile (Annual)	50th Percentile (Annual)	75th Percentile (Annual)	90th Percentile (Annual)
23-2093	Title examiners, abstractors, and searchers	60	44.43	\$19.90	\$41,393	6.15	\$9.00	\$15.50	\$19.39	\$22.97	\$33.73	\$18,727	\$32,236	\$40,341	\$47,782	\$70,163
23-2099	Legal support workers, all other	#	#	\$23.48	\$48,837	3.05	\$12.89	\$14.76	\$22.60	\$30.71	\$34.84	\$26,816	\$30,692	\$47,008	\$63,872	\$72,474
<b>25-0000</b>	<b>Education, training, and library</b>	<b>5,480</b>	<b>6.07</b>	<b>\$18.34</b>	<b>\$38,148</b>	<b>2.62</b>	<b>\$10.33</b>	<b>\$13.91</b>	<b>\$17.78</b>	<b>\$22.48</b>	<b>\$27.49</b>	<b>\$21,489</b>	<b>\$28,940</b>	<b>\$36,976</b>	<b>\$46,758</b>	<b>\$57,170</b>
25-1011	Business teachers, postsecondary	#	#	\$55,445		6.2	#	#	#	#	#	\$41,445	\$47,202	\$56,987	\$63,687	\$72,894
25-1072	Nursing instructors and teachers, postsecondary	60	41.1	#	\$56,830	3.72	#	#	#	#	#	\$41,988	\$50,731	\$56,177	\$61,377	\$73,499
25-1194	Vocational education teachers, postsecondary	130	24.07	\$24.25	\$50,439	6.64	\$16.46	\$18.81	\$26.51	\$27.67	\$30.33	\$34,231	\$39,126	\$55,136	\$57,563	\$63,078
25-2011	Preschool teachers, except special education	270	31.64	\$13.14	\$27,335	8.2	\$8.58	\$9.11	\$12.90	\$15.40	\$19.86	\$17,854	\$18,958	\$26,826	\$32,031	\$41,308
25-2012	Kindergarten teachers, except special education	170	2.81	#	\$39,412	4.07	#	#	#	#	#	\$27,944	\$33,306	\$38,413	\$45,384	\$50,129
25-2021	Elementary school teachers, except special education	1,090	1.04	#	\$40,020	2.14	#	#	#	#	#	\$31,081	\$34,017	\$38,752	\$45,967	\$52,351
25-2022	Middle school teachers, except special and career/technical educa	490	3.3	#	\$40,705	2.76	#	#	#	#	#	\$31,747	\$34,561	\$39,287	\$46,808	\$54,161
25-2023	Career/technical education teachers, middle school	10	20.14	#	\$45,035	3.14	#	#	#	#	#	\$40,371	\$42,210	\$45,275	\$48,339	\$50,329
25-2031	Secondary school teachers, except special and career/technical ed	800	3.6	#	\$38,950	2.21	#	#	#	#	#	\$28,472	\$33,134	\$38,370	\$45,265	\$50,005
25-2032	Career/technical education teachers, secondary school	110	3.75	#	\$39,479	4.33	#	#	#	#	#	\$27,965	\$31,944	\$37,549	\$45,956	\$54,833
25-2051	Special education teachers, preschool	40	8.87	#	\$48,404	8.28	#	#	#	#	#	\$33,017	\$36,330	\$43,313	\$52,660	\$61,200
25-2052	Special education teachers, kindergarten and elementary school	160	3.33	#	\$41,414	3.92	#	#	#	#	#	\$31,039	\$34,271	\$39,612	\$46,615	\$53,163
25-2053	Special education teachers, middle school	70	9.67	#	\$41,923	4.38	#	#	#	#	#	\$32,352	\$35,064	\$40,081	\$48,514	\$56,502
25-2054	Special education teachers, secondary school	80	4.16	#	\$41,693	3.36	#	#	#	#	#	\$29,741	\$34,170	\$41,053	\$48,134	\$56,412
25-3011	Adult basic and secondary education and literacy teachers and ins	60	42.2	\$16.03	\$33,338	4.76	\$11.10	\$13.96	\$16.32	\$17.93	\$18.90	\$23,097	\$29,031	\$33,944	\$37,303	\$39,318
25-3021	Self-enrichment education teachers	#	#	\$16.14	\$33,575	3.69	\$13.18	\$15.40	\$16.62	\$17.84	\$18.57	\$27,425	\$32,032	\$34,566	\$37,100	\$38,620
25-3097	Teachers and instructors, all other, except substitute teachers	100	27.18	#	\$32,374	5.2	#	#	#	#	#	\$18,191	\$20,620	\$33,299	\$39,607	\$49,433
25-4021	Librarians	60	7.55	\$23.04	\$47,914	6.37	\$10.96	\$16.62	\$24.91	\$28.42	\$31.07	\$22,801	\$34,573	\$51,816	\$59,106	\$64,625
25-4031	Library technicians	130	7.25	\$13.25	\$27,563	2.89	\$8.85	\$10.27	\$12.94	\$15.20	\$18.73	\$18,414	\$21,358	\$26,921	\$31,610	\$38,965
25-9031	Instructional coordinators	50	15.54	\$26.98	\$56,118	5.07	\$15.28	\$19.58	\$27.34	\$33.06	\$40.46	\$31,785	\$40,731	\$56,869	\$68,772	\$84,162
25-9041	Teacher assistants	1,020	3	#	\$25,590	2.35	#	#	#	#	#	\$18,703	\$20,525	\$23,479	\$28,317	\$35,061
25-9099	Education, training, and library workers, all other	30	11	\$20.40	\$42,440	6.08	\$14.23	\$17.07	\$20.60	\$23.88	\$27.32	\$29,603	\$35,507	\$42,840	\$49,676	\$56,834
<b>27-0000</b>	<b>Arts, design, entertainment, sports, and media</b>	<b>460</b>	<b>10.46</b>	<b>\$15.99</b>	<b>\$33,264</b>	<b>3.99</b>	<b>\$8.95</b>	<b>\$10.49</b>	<b>\$14.55</b>	<b>\$18.49</b>	<b>\$25.36</b>	<b>\$18,626</b>	<b>\$21,820</b>	<b>\$26,256</b>	<b>\$38,461</b>	<b>\$52,739</b>
27-1023	Floral designers	60	16.51	\$10.59	\$22,017	3.66	\$8.66	\$9.30	\$10.34	\$11.38	\$12.39	\$18,017	\$19,336	\$21,503	\$23,681	\$25,763
27-1024	Graphic designers	#	#	\$24.50	\$50,959	15.61	\$10.83	\$15.01	\$24.32	\$28.67	\$49.23	\$22,535	\$31,223	\$50,592	\$59,639	\$102,397
27-1025	Interior designers	10	42.83	\$20.34	\$42,306	12.09	\$15.25	\$16.56	\$18.76	\$22.32	\$32.43	\$31,715	\$34,454	\$39,019	\$46,417	\$67,465
27-2022	Coaches and scouts	100	11.82	#	\$35,277	2.38	#	#	#	#	#	\$19,094	\$25,933	\$33,390	\$42,083	\$49,438
27-3011	Radio and television announcers	40	18.17	\$11.95	\$24,850	13.99	\$8.48	\$8.85	\$9.50	\$16.22	\$17.90	\$17,638	\$18,416	\$19,760	\$33,728	\$37,227
27-3022	Reporters and correspondents	30	44.78	\$11.39	\$23,701	12.96	\$8.52	\$8.95	\$10.00	\$12.40	\$17.42	\$17,719	\$18,621	\$20,799	\$25,802	\$36,236
27-3031	Public relations specialists	30	20.51	\$19.49	\$40,547	6.87	\$10.50	\$12.09	\$18.12	\$23.21	\$34.72	\$21,841	\$25,154	\$37,694	\$48,279	\$72,221
27-3041	Editors	20	32.67	\$20.78	\$43,212	8.57	\$12.30	\$14.17	\$20.93	\$26.03	\$30.61	\$25,581	\$29,473	\$43,534	\$54,147	\$63,676
27-3091	Interpreters and translators	20	3.62	\$18.67	\$38,834	2.99	\$14.99	\$15.85	\$17.27	\$18.68	\$26.13	\$31,176	\$32,959	\$35,911	\$38,864	\$54,358
<b>29-0000</b>	<b>Healthcare practitioners and technical</b>	<b>3,700</b>	<b>5.95</b>	<b>\$30.82</b>	<b>\$64,096</b>	<b>2.83</b>	<b>\$12.06</b>	<b>\$17.94</b>	<b>\$25.98</b>	<b>\$35.06</b>	<b>\$53.08</b>	<b>\$25,075</b>	<b>\$37,320</b>	<b>\$54,044</b>	<b>\$72,925</b>	<b>\$110,398</b>
29-1011	Chiropractors	10	18.49	\$40.49	\$84,219	25.42	\$20.30	\$22.63	\$34.67	\$63.55	\$73.64	\$42,228	\$47,069	\$72,105	\$132,192	\$153,176
29-1021	Dentists, general	70	23.76	\$53.94	\$112,201	12.27	\$32.84	\$36.46	\$49.97	\$67.51	\$85.31	\$68,309	\$75,838	\$103,936	\$140,421	\$177,444
29-1031	Dietitians and nutritionists	20	28.68	\$23.09	\$48,034	4.59	\$16.28	\$18.12	\$22.15	\$27.57	\$32.82	\$33,870	\$37,691	\$46,071	\$57,355	\$68,262
29-1051	Pharmacists	120	14.06	\$54.93	\$114,265	3.33	\$38.70	\$51.27	\$57.29	\$63.58	\$71.78	\$80,488	\$106,638	\$119,154	\$132,236	\$149,312
29-1062	Family and general practitioners	140	9.63	\$102.55	\$213,312	6.89	\$118.57	\$82.56	#	#	#	\$118,583	\$171,722	#	#	#
29-1063	Internists, general	10	22.22	\$103.68	\$215,657	14.25	\$27.62	\$88.53	#	#	#	\$57,454	\$184,135	#	#	#
29-1067	Surgeons	#	#	\$116.96	\$243,270	13.04	\$54.15	#	#	#	#	\$112,623	#	#	#	#
29-1069	Physicians and surgeons, all other	#	#	\$67.05	\$139,454	9.26	\$51.24	\$56.79	\$63.41	\$70.18	\$74.23	\$106,572	\$118,129	\$131,897	\$145,965	\$154,406
29-1071	Physician assistants	60	8.94	\$46.75	\$97,233	2.73	\$35.37	\$39.79	\$44.21	\$49.26	\$63.79	\$73,567	\$82,757	\$91,951	\$102,465	\$132,687
29-1122	Occupational therapists	60	10.3	\$34.85	\$72,481	5.01	\$24.73	\$27.09	\$33.68	\$43.18	\$48.41	\$51,441	\$56,338	\$70,060	\$89,824	\$100,703
29-1123	Physical therapists	90	19.69	\$45.52	\$94,677	3.28	\$29.39	\$39.31	\$45.08	\$53.02	\$64.51	\$61,134	\$81,768	\$93,760	\$110,277	\$134,178

# Data unavailable

Occupational Code	Occupational Title	Employment Estimate	Employment Percentage Relative Standard Error	Average Hourly Wage	Average Annual Wage	Wage Percentage Relative Standard Error	10th Percentile (Hourly)	25th Percentile (Hourly)	50th Percentile (Hourly)	75th Percentile (Hourly)	90th Percentile (Hourly)	10th Percentile (Annual)	25th Percentile (Annual)	50th Percentile (Annual)	75th Percentile (Annual)	90th Percentile (Annual)
29-1126	Respiratory therapists	70	23.72	\$25.05	\$52,095	3.24	\$19.13	\$20.98	\$24.18	\$29.00	\$34.08	\$39,797	\$43,631	\$50,301	\$60,323	\$70,879
29-1127	Speech-language pathologists	60	9.78	\$35.38	\$73,583	3.55	\$27.11	\$30.82	\$33.97	\$37.13	\$48.33	\$56,398	\$64,096	\$70,650	\$77,221	\$100,532
29-1131	Veterinarians	30	33.79	\$33.66	\$70,016	10.78	\$17.59	\$23.11	\$33.74	\$41.04	\$52.58	\$36,589	\$48,061	\$70,184	\$85,354	\$109,365
29-1141	Registered nurses	1,200	9.59	\$28.43	\$59,130	1.1	\$21.33	\$24.81	\$28.09	\$32.17	\$36.54	\$44,372	\$51,601	\$58,417	\$66,905	\$75,993
29-1171	Nurse practitioners	60	13.74	\$40.29	\$83,796	3.59	\$21.40	\$35.36	\$42.05	\$47.26	\$55.05	\$44,502	\$73,554	\$87,454	\$98,306	\$114,497
29-1181	Audiologists	10	43.11	\$54.07	\$112,475	3.16	\$46.66	\$49.98	\$54.44	\$58.90	\$66.81	\$97,058	\$103,961	\$113,235	\$122,510	\$138,959
29-2011	Medical and clinical laboratory technologists	60	12.78	\$30.73	\$63,920	2.25	\$23.41	\$26.89	\$31.55	\$35.36	\$37.72	\$48,694	\$55,940	\$65,619	\$73,557	\$78,457
29-2012	Medical and clinical laboratory technicians	50	17.16	\$19.73	\$41,032	4.53	\$13.47	\$15.36	\$18.64	\$23.40	\$27.67	\$28,010	\$31,952	\$38,775	\$48,671	\$57,562
29-2021	Dental hygienists	70	18.16	\$38.03	\$79,108	6.14	\$28.40	\$32.95	\$38.63	\$44.57	\$47.88	\$59,075	\$68,545	\$80,340	\$92,708	\$99,598
29-2032	Diagnostic medical sonographers	10	9.86	\$37.89	\$78,812	5.49	\$30.51	\$32.39	\$35.40	\$42.36	\$53.49	\$63,471	\$67,365	\$73,632	\$88,109	\$111,258
29-2034	Radiologic technologists and technicians	90	17.77	\$25.96	\$53,991	1.8	\$19.48	\$22.04	\$25.75	\$29.18	\$34.41	\$40,511	\$45,836	\$53,567	\$60,692	\$71,583
29-2035	Magnetic resonance imaging technologists	#	#	\$36.54	\$76,006	4.65	\$27.07	\$31.38	\$37.74	\$42.72	\$45.72	\$56,296	\$65,268	\$78,503	\$88,858	\$95,103
29-2041	Emergency medical technicians and paramedics	370	17.04	\$12.74	\$26,490	3.78	\$8.81	\$9.97	\$11.60	\$14.22	\$18.60	\$18,329	\$20,730	\$24,129	\$29,568	\$38,692
29-2051	Dietetic technicians	10	21.26	\$13.39	\$27,846	11.64	\$8.46	\$8.82	\$9.40	\$14.55	\$25.96	\$17,607	\$18,340	\$19,561	\$30,255	\$54,006
29-2052	Pharmacy technicians	160	10.74	\$13.85	\$28,799	3.98	\$9.45	\$12.09	\$13.79	\$15.89	\$18.16	\$19,654	\$25,151	\$28,683	\$33,058	\$37,767
29-2055	Surgical technologists	30	19.96	\$22.37	\$46,526	3.84	\$15.92	\$17.52	\$21.05	\$26.88	\$31.84	\$33,106	\$36,443	\$43,779	\$55,917	\$66,224
29-2056	Veterinary technologists and technicians	40	10.4	\$14.12	\$29,375	4.19	\$12.28	\$12.81	\$13.68	\$14.56	\$15.89	\$25,545	\$26,639	\$28,462	\$30,284	\$33,053
29-2057	Ophthalmic medical technicians	60	47.55	\$11.12	\$23,135	4.78	\$9.71	\$10.19	\$10.98	\$11.77	\$13.51	\$20,195	\$21,187	\$22,839	\$24,492	\$28,100
29-2061	Licensed practical and licensed vocational nurses	380	10.19	\$20.18	\$41,983	1.53	\$15.94	\$17.73	\$20.28	\$22.52	\$23.97	\$33,150	\$36,882	\$42,179	\$46,837	\$49,859
29-2071	Medical records and health information technicians	90	12.99	\$17.41	\$36,207	4.06	\$11.24	\$12.92	\$14.93	\$20.49	\$27.12	\$23,372	\$26,867	\$31,060	\$42,622	\$56,400
29-2081	Opticians, dispensing	50	26.27	\$13.01	\$27,065	8.42	\$9.65	\$10.98	\$12.76	\$14.51	\$17.40	\$20,076	\$22,848	\$26,549	\$30,188	\$36,188
29-2099	Health technologists and technicians, all other	#	#	\$26.30	\$54,700	3.88	\$16.98	\$24.16	\$26.38	\$28.60	\$29.93	\$35,312	\$50,251	\$54,871	\$59,490	\$62,262
29-9011	Occupational health and safety specialists	20	29.4	\$33.35	\$69,378	13.3	\$11.37	\$22.42	\$34.73	\$42.90	\$54.26	\$23,658	\$46,627	\$72,233	\$89,227	\$112,871
29-9099	Healthcare practitioners and technical workers, all other	20	13.28	\$11.76	\$24,462	5.22	\$9.22	\$10.16	\$11.32	\$13.02	\$14.43	\$19,176	\$21,138	\$23,552	\$27,077	\$30,024
<b>31-0000</b>	<b>Healthcare support</b>	<b>2,170</b>	<b>6.7</b>	<b>\$13.09</b>	<b>\$27,224</b>	<b>3.05</b>	<b>\$9.33</b>	<b>\$10.20</b>	<b>\$11.57</b>	<b>\$14.16</b>	<b>\$17.90</b>	<b>\$19,397</b>	<b>\$21,221</b>	<b>\$24,065</b>	<b>\$29,450</b>	<b>\$37,230</b>
31-1011	Home health aides	260	26.15	\$10.29	\$21,406	2.07	\$8.61	\$9.17	\$10.09	\$11.18	\$11.87	\$17,901	\$19,075	\$20,982	\$23,245	\$24,680
31-1014	Nursing assistants	1,290	8.92	\$11.85	\$24,649	2.31	\$9.60	\$10.27	\$11.38	\$13.25	\$14.91	\$19,965	\$21,354	\$23,679	\$27,568	\$31,007
31-2011	Occupational therapy assistants	10	9.92	\$23.10	\$48,038	4.32	\$11.52	\$19.27	\$23.54	\$28.51	\$34.35	\$23,972	\$40,083	\$48,965	\$59,297	\$71,442
31-2021	Physical therapist assistants	50	27.73	\$26.65	\$55,422	3.44	\$19.22	\$22.27	\$26.59	\$30.11	\$36.25	\$39,978	\$46,326	\$55,312	\$62,624	\$75,410
31-2022	Physical therapist aides	20	40.52	\$10.06	\$20,918	4.22	\$8.42	\$8.70	\$9.18	\$11.51	\$13.34	\$17,512	\$18,104	\$19,089	\$23,945	\$27,752
31-9011	Massage therapists	#	#	\$49.51	\$102,972	13.11	\$28.50	\$49.88	\$53.92	\$57.96	\$60.38	\$59,289	\$103,750	\$112,153	\$120,557	\$125,599
31-9091	Dental assistants	130	3.76	\$15.42	\$32,082	6.44	\$10.41	\$11.94	\$15.17	\$18.03	\$21.56	\$21,663	\$24,826	\$31,554	\$37,507	\$44,839
31-9092	Medical assistants	180	9.15	\$13.42	\$27,919	1.97	\$10.15	\$11.62	\$13.27	\$14.80	\$17.45	\$21,103	\$24,161	\$27,599	\$30,784	\$36,298
31-9094	Medical transcriptionists	100	8.17	\$16.56	\$34,447	20.84	\$8.80	\$9.61	\$15.70	\$24.05	\$27.44	\$18,313	\$19,990	\$32,651	\$50,028	\$57,076
31-9097	Phlebotomists	30	26.4	\$14.57	\$30,301	2.6	\$11.06	\$12.70	\$14.80	\$16.83	\$18.07	\$23,015	\$26,412	\$30,785	\$35,013	\$37,595
31-9099	Healthcare support workers, all other	40	13.86	\$13.29	\$27,639	8.54	\$8.59	\$9.14	\$11.42	\$17.12	\$20.11	\$17,873	\$19,004	\$23,752	\$35,600	\$41,834
<b>33-0000</b>	<b>Protective service</b>	<b>3,270</b>	<b>5.93</b>	<b>\$18.94</b>	<b>\$39,392</b>	<b>3.16</b>	<b>\$11.50</b>	<b>\$13.73</b>	<b>\$19.02</b>	<b>\$21.94</b>	<b>\$28.02</b>	<b>\$23,923</b>	<b>\$28,557</b>	<b>\$39,563</b>	<b>\$45,628</b>	<b>\$58,288</b>
33-1012	First-line supervisors of police and detectives	120	29.85	\$30.05	\$62,509	2.69	\$20.95	\$24.23	\$27.93	\$33.76	\$46.14	\$43,568	\$50,388	\$58,088	\$70,213	\$95,974
33-1021	First-line supervisors of fire fighting and prevention workers	30	21.22	\$27.94	\$58,117	6.59	\$15.50	\$21.09	\$26.05	\$30.00	\$47.28	\$32,231	\$43,863	\$54,174	\$62,399	\$98,334
33-2011	Firefighters	#	#	\$15.21	\$31,639	8.05	\$9.66	\$10.85	\$13.06	\$19.65	\$25.59	\$20,102	\$22,565	\$27,163	\$40,872	\$53,228
33-3021	Detectives and criminal investigators	40	7.14	\$25.71	\$53,471	1.57	\$17.79	\$20.86	\$23.63	\$30.06	\$37.80	\$37,004	\$43,392	\$49,158	\$62,520	\$78,626
33-3051	Police and sheriff's patrol officers	550	16.67	\$20.61	\$42,875	2.86	\$13.95	\$15.90	\$17.97	\$22.95	\$32.62	\$29,010	\$33,070	\$37,376	\$47,730	\$67,857
33-9032	Security guards	60	8.1	\$16.18	\$33,658	6.27	\$12.17	\$13.33	\$15.37	\$19.35	\$22.54	\$25,320	\$27,720	\$31,962	\$40,248	\$46,887
33-9092	Lifeguards, ski patrol, and other recreational protective service workers	90	10.71	\$10.15	\$21,116	7.26	\$8.38	\$8.60	\$8.97	\$9.74	\$15.72	\$17,425	\$17,886	\$18,654	\$20,250	\$32,691
33-9099	Protective service workers, all other	170	25.4	\$13.01	\$27,057	5.17	\$9.35	\$10.59	\$12.55	\$14.17	\$16.66	\$19,458	\$22,034	\$26,105	\$29,479	\$34,651
<b>35-0000</b>	<b>Food preparation and serving-related</b>	<b>6,070</b>	<b>5.78</b>	<b>\$10.57</b>	<b>\$21,991</b>	<b>2.03</b>	<b>\$8.44</b>	<b>\$8.74</b>	<b>\$9.26</b>	<b>\$11.09</b>	<b>\$14.20</b>	<b>\$17,545</b>	<b>\$18,184</b>	<b>\$19,253</b>	<b>\$23,064</b>	<b>\$29,527</b>
35-1011	Chefs and head cooks	#	#	\$16.38	\$34,076	8.8	\$8.76	\$12.03	\$13.90	\$23.49	\$28.44	\$18,215	\$25,020	\$28,902	\$48,851	\$59,164
35-1012	First-line supervisors of food preparation and serving workers	430	20.12	\$15.58	\$32,410	5.53	\$9.13	\$10.82	\$13.62	\$19.27	\$24.85	\$19,001	\$22,502	\$28,330	\$40,081	\$51,678
35-2011	Cooks, fast food	230	42.01	\$8.90	\$18,518	3.66	\$8.36	\$8.56	\$8.89	\$9.22	\$9.49	\$17,393	\$17,804	\$18,490	\$19,176	\$19,731

# Data unavailable

Occupational Code	Occupational Title	Employment Estimate	Employment Percentage Relative Standard Error	Average Hourly Wage	Average Annual Wage	Wage Percentage Relative Standard Error	10th Percentile (Hourly)	25th Percentile (Hourly)	50th Percentile (Hourly)	75th Percentile (Hourly)	90th Percentile (Hourly)	10th Percentile (Annual)	25th Percentile (Annual)	50th Percentile (Annual)	75th Percentile (Annual)	90th Percentile (Annual)
35-2012	Cooks, institution and cafeteria	650	5.54	\$14.18	\$29,487	2.96	\$9.66	\$10.53	\$12.14	\$15.80	\$22.87	\$20,089	\$21,904	\$25,249	\$32,864	\$47,572
35-2014	Cooks, restaurant	750	8.46	\$10.63	\$22,121	2.84	\$8.55	\$9.02	\$10.05	\$11.60	\$14.11	\$17,776	\$18,763	\$20,895	\$24,126	\$29,342
35-2015	Cooks, short order	#	#	\$9.86	\$20,506	7.17	\$8.40	\$8.65	\$9.08	\$9.99	\$11.74	\$17,472	\$18,002	\$18,885	\$20,786	\$24,423
35-2021	Food preparation workers	340	17.35	\$9.98	\$20,767	2.58	\$8.44	\$8.75	\$9.28	\$10.67	\$12.02	\$17,553	\$18,197	\$19,312	\$22,199	\$25,007
35-3011	Bartenders	290	27.91	\$9.21	\$19,147	2.76	\$8.38	\$8.61	\$8.99	\$9.38	\$10.58	\$17,434	\$17,907	\$18,695	\$21,517	\$22,015
35-3021	Combined food preparation and serving workers, including fast food	1,710	16.66	\$8.99	\$18,709	1.86	\$8.36	\$8.56	\$8.89	\$9.22	\$9.48	\$17,394	\$17,808	\$18,498	\$19,187	\$19,727
35-3022	Counter attendants, cafeteria, food concession, and coffee shop	#	#	\$10.80	\$22,454	4.99	\$8.71	\$9.47	\$10.63	\$11.80	\$13.62	\$18,112	\$19,692	\$22,111	\$24,539	\$28,329
35-3031	Waiters and waitresses	970	10.56	\$10.22	\$21,253	5.12	\$8.45	\$8.79	\$9.36	\$11.21	\$13.60	\$17,582	\$18,278	\$19,458	\$23,308	\$28,285
35-3041	Food servers, nonrestaurant	140	18.43	\$10.17	\$21,144	5.35	\$8.43	\$8.72	\$9.22	\$11.60	\$13.69	\$17,529	\$18,144	\$19,169	\$24,126	\$28,472
35-9011	Dining room and cafeteria attendants and bartender helpers	#	#	\$8.90	\$18,522	4.48	\$8.35	\$8.53	\$8.84	\$9.14	\$9.65	\$17,371	\$17,749	\$18,379	\$19,010	\$20,065
35-9021	Dishwashers	170	17.77	\$8.81	\$18,331	2.05	\$8.35	\$8.54	\$8.84	\$9.15	\$9.36	\$17,373	\$17,755	\$18,393	\$19,030	\$19,468
35-9031	Hosts and hostesses, restaurant, lounge, and coffee shop	160	19.42	\$9.37	\$19,485	2.64	\$8.41	\$8.68	\$9.12	\$9.89	\$11.12	\$17,490	\$18,046	\$18,974	\$20,572	\$23,132
<b>37-0000</b>	<b>Building and grounds cleaning and maintenance</b>	<b>2,570</b>	<b>6.51</b>	<b>\$11.56</b>	<b>\$24,048</b>	<b>2.86</b>	<b>\$8.51</b>	<b>\$8.94</b>	<b>\$10.16</b>	<b>\$12.96</b>	<b>\$16.25</b>	<b>\$17,710</b>	<b>\$18,598</b>	<b>\$21,134</b>	<b>\$26,961</b>	<b>\$33,808</b>
37-1011	First-line supervisors of housekeeping and janitorial workers	60	17.06	\$19.12	\$39,761	5.53	\$11.01	\$12.99	\$16.20	\$25.23	\$34.50	\$22,896	\$27,014	\$33,695	\$52,472	\$71,762
37-1012	First-line supervisors of landscaping, lawn service, and grounds	#	#	\$29.10	\$60,535	8.63	\$20.19	\$23.27	\$30.89	\$34.27	\$36.30	\$41,995	\$48,397	\$64,251	\$71,282	\$75,504
37-2011	Janitors and cleaners, except maids and housekeeping cleaners	1,170	8.24	\$11.10	\$23,094	1.98	\$8.53	\$8.98	\$10.31	\$12.59	\$14.82	\$17,739	\$18,670	\$21,440	\$26,182	\$30,825
37-2012	Maids and housekeeping cleaners	770	9.3	\$9.70	\$20,180	2.2	\$8.43	\$8.73	\$9.23	\$10.44	\$11.55	\$17,536	\$18,162	\$19,205	\$21,717	\$24,016
37-3011	Landscaping and groundskeeping workers	390	20.7	\$12.08	\$25,128	3.96	\$8.55	\$9.02	\$12.05	\$14.32	\$16.99	\$17,776	\$18,762	\$25,060	\$29,791	\$35,336
37-3012	Pesticide handlers, sprayers, and applicators, vegetation	#	#	\$15.15	\$31,512	5.87	\$12.23	\$13.07	\$14.46	\$16.88	\$18.75	\$25,438	\$27,178	\$30,078	\$35,119	\$39,000
37-3013	Tree trimmers and pruners	#	#	\$14.76	\$30,700	5.42	\$12.40	\$13.19	\$14.52	\$16.67	\$18.19	\$25,784	\$27,439	\$30,198	\$34,664	\$37,840
<b>39-0000</b>	<b>Personal care and service</b>	<b>1,790</b>	<b>7.48</b>	<b>\$11.21</b>	<b>\$23,308</b>	<b>2.26</b>	<b>\$8.53</b>	<b>\$8.99</b>	<b>\$10.13</b>	<b>\$11.55</b>	<b>\$15.00</b>	<b>\$17,748</b>	<b>\$18,691</b>	<b>\$21,060</b>	<b>\$24,028</b>	<b>\$31,190</b>
39-1021	First-line supervisors of personal service workers	60	31.01	\$18.27	\$38,009	5.83	\$12.12	\$14.16	\$18.74	\$21.95	\$24.57	\$25,220	\$29,461	\$38,984	\$45,658	\$51,104
39-2021	Nonfarm animal caretakers	60	37.69	\$9.89	\$20,569	3.2	\$8.51	\$8.93	\$9.62	\$10.86	\$11.61	\$17,701	\$18,576	\$20,005	\$22,598	\$24,156
39-4031	Morticians, undertakers, and funeral directors	50	20.59	\$20.39	\$42,411	19.78	\$10.16	\$11.15	\$19.89	\$29.56	\$33.83	\$21,134	\$23,184	\$41,381	\$61,487	\$70,362
39-5012	Hairdressers, hairstylists, and cosmetologists	70	6.25	\$11.83	\$24,603	5.84	\$8.60	\$9.14	\$10.84	\$12.97	\$14.66	\$17,878	\$19,018	\$22,537	\$26,982	\$30,488
39-7011	Tour guides and escorts	10	22.53	\$13.32	\$27,714	11.43	\$8.75	\$9.53	\$13.73	\$15.36	\$15.36	\$18,197	\$19,814	\$28,556	\$31,940	\$31,948
39-9011	Childcare workers	190	15.68	\$10.68	\$22,215	5.55	\$8.46	\$8.80	\$9.44	\$11.41	\$15.61	\$17,594	\$18,306	\$19,629	\$23,742	\$32,464
39-9021	Personal care aides	940	10.49	\$9.87	\$20,528	2.24	\$8.48	\$8.86	\$9.69	\$10.91	\$11.64	\$17,642	\$18,427	\$20,156	\$22,686	\$24,204
39-9031	Fitness trainers and aerobics instructors	40	40.75	\$13.30	\$27,670	11.24	\$9.76	\$10.49	\$11.71	\$14.27	\$21.31	\$20,295	\$21,820	\$24,363	\$29,683	\$44,334
39-9032	Recreation workers	160	16.29	\$12.97	\$26,980	3.49	\$8.77	\$9.65	\$11.05	\$14.13	\$18.47	\$18,248	\$20,063	\$22,982	\$29,394	\$38,414
39-9041	Residential advisors	70	46.04	\$11.84	\$24,635	3.54	\$9.77	\$10.32	\$11.24	\$12.75	\$14.95	\$20,315	\$21,468	\$23,389	\$26,518	\$31,093
39-9099	Personal care and service workers, all other	#	#	\$10.25	\$21,321	11.12	\$8.39	\$8.63	\$9.03	\$9.42	\$11.30	\$17,450	\$17,946	\$18,774	\$19,602	\$23,503
<b>41-0000</b>	<b>Sales and related</b>	<b>6,410</b>	<b>5.02</b>	<b>\$14.59</b>	<b>\$30,341</b>	<b>3.37</b>	<b>\$8.55</b>	<b>\$9.03</b>	<b>\$10.76</b>	<b>\$14.91</b>	<b>\$25.11</b>	<b>\$17,787</b>	<b>\$18,791</b>	<b>\$22,379</b>	<b>\$31,017</b>	<b>\$52,223</b>
41-1011	First-line supervisors of retail sales workers	530	7.62	\$17.29	\$35,969	2.85	\$12.10	\$13.61	\$16.38	\$20.50	\$24.05	\$25,172	\$28,312	\$34,075	\$42,637	\$50,016
41-1012	First-line supervisors of non-retail sales workers	60	38.76	\$40.70	\$84,655	10.89	\$17.30	\$26.33	\$35.98	\$46.41	\$68.78	\$35,976	\$54,770	\$74,829	\$96,533	\$143,057
41-2011	Cashiers	2,480	10.32	\$10.14	\$21,093	1.95	\$8.43	\$8.72	\$9.21	\$10.71	\$12.99	\$17,525	\$18,135	\$19,152	\$22,286	\$27,016
41-2021	Counter and rental clerks	140	17.36	\$14.09	\$29,310	8.21	\$8.68	\$9.34	\$13.47	\$17.40	\$19.39	\$18,048	\$19,432	\$28,018	\$36,192	\$40,340
41-2022	Parts salespersons	240	29.57	\$14.46	\$30,068	6.42	\$9.56	\$10.80	\$13.07	\$16.69	\$21.79	\$19,895	\$22,466	\$27,185	\$34,724	\$45,326
41-2031	Retail salespersons	1,740	9.09	\$11.55	\$24,021	3.64	\$8.53	\$8.99	\$10.10	\$11.97	\$14.86	\$17,748	\$18,692	\$21,008	\$24,894	\$30,908
41-3011	Advertising sales agents	110	34.07	\$17.60	\$36,615	10	\$9.57	\$13.68	\$16.72	\$19.01	\$26.67	\$19,897	\$28,453	\$34,781	\$39,532	\$55,470
41-3021	Insurance sales agents	#	#	\$26.96	\$56,083	16.57	\$12.82	\$15.11	\$25.77	\$34.70	\$44.71	\$26,662	\$31,420	\$53,596	\$72,179	\$92,987
41-3031	Securities, commodities, and financial services sales agents	90	43.22	#	#	#	#	#	#	#	#	#	#	#	#	#
41-3099	Sales representatives, services, all other	140	33.21	\$28.65	\$59,595	11.86	\$11.16	\$13.85	\$20.50	\$42.66	\$55.39	\$23,210	\$28,806	\$42,643	\$88,738	\$115,217
41-4011	Sales representatives, wholesale and manufacturing, technical and scientific products	40	33	\$53.85	\$112,001	15.68	\$27.41	\$32.81	\$37.31	\$84.77	#	\$57,008	\$68,250	\$77,607	\$176,322	#

# Data unavailable

Occupational Code	Occupational Title	Employment Estimate	Employment Percentage Relative Standard Error	Average Hourly Wage	Average Annual Wage	Wage Percentage Relative Standard Error	10th Percentile (Hourly)	25th Percentile (Hourly)	50th Percentile (Hourly)	75th Percentile (Hourly)	90th Percentile (Hourly)	10th Percentile (Annual)	25th Percentile (Annual)	50th Percentile (Annual)	75th Percentile (Annual)	90th Percentile (Annual)
41-4012	Sales representatives, wholesale and manufacturing, except technical and scientific products	460	13.08	\$28.53	\$59,333	5.96	\$12.25	\$17.67	\$24.79	\$38.02	\$50.41	\$25,488	\$36,752	\$51,560	\$79,078	\$104,863
41-9022	Real estate sales agents	#	#	\$28.75	\$59,796	18.5	\$16.27	\$18.56	\$29.05	\$35.91	\$42.16	\$33,848	\$38,600	\$60,420	\$74,696	\$87,703
41-9041	Telemarketers	#	#	\$12.48	\$25,966	6.35	\$8.50	\$8.90	\$12.47	\$14.17	\$17.16	\$17,676	\$18,512	\$25,945	\$29,480	\$35,690
41-9099	Sales and related workers, all other	80	17.02	\$16.00	\$33,282	5.68	\$9.77	\$11.65	\$13.94	\$19.15	\$23.64	\$20,322	\$24,224	\$28,986	\$39,838	\$49,171
<b>43-0000</b>	<b>Office and administrative support</b>	<b>10,050</b>	<b>2.85</b>	<b>\$15.46</b>	<b>\$32,154</b>	<b>1.3</b>	<b>\$9.15</b>	<b>\$10.85</b>	<b>\$13.92</b>	<b>\$18.30</b>	<b>\$23.88</b>	<b>\$19,024</b>	<b>\$22,568</b>	<b>\$28,950</b>	<b>\$38,071</b>	<b>\$49,667</b>
43-1011	First-line supervisors of office and administrative support workers	470	8.05	\$25.62	\$53,294	7.46	\$12.02	\$14.77	\$22.16	\$29.69	\$43.80	\$25,008	\$30,726	\$46,092	\$61,749	\$91,100
43-2011	Switchboard operators, including answering service	30	19.5	\$14.71	\$30,603	6.07	\$9.83	\$11.99	\$13.33	\$14.68	\$18.77	\$20,439	\$24,935	\$27,726	\$30,529	\$39,032
43-3011	Bill and account collectors	40	13.74	\$17.74	\$36,908	3.02	\$12.48	\$13.84	\$17.07	\$21.41	\$24.09	\$25,954	\$28,791	\$35,501	\$44,526	\$50,103
43-3021	Billing and posting clerks and machine operators	190	11.99	\$14.83	\$30,837	3.25	\$10.52	\$12.12	\$13.76	\$16.06	\$20.68	\$21,879	\$25,216	\$28,614	\$33,408	\$43,006
43-3031	Bookkeeping, accounting, and auditing clerks	1,020	9.83	\$15.41	\$32,063	2.18	\$9.02	\$11.61	\$15.11	\$18.34	\$22.61	\$18,764	\$24,156	\$31,429	\$38,143	\$47,026
43-3051	Payroll and timekeeping clerks	40	14.94	\$18.14	\$37,722	3.94	\$11.97	\$15.20	\$18.38	\$21.65	\$23.75	\$24,905	\$31,622	\$38,222	\$45,040	\$49,390
43-3071	Tellers	440	14.96	\$12.77	\$26,555	2.58	\$10.05	\$10.89	\$12.25	\$14.04	\$15.36	\$20,902	\$22,644	\$25,489	\$29,202	\$31,956
43-3099	Financial clerks, all other	#	#	\$16.04	\$33,356	7.48	\$10.54	\$12.15	\$15.74	\$18.63	\$23.04	\$21,917	\$25,274	\$32,749	\$38,740	\$47,929
43-4031	Court, municipal, and license clerks	380	9.37	\$16.47	\$34,254	5.54	\$8.94	\$10.43	\$14.55	\$20.62	\$28.40	\$18,590	\$21,694	\$30,260	\$42,885	\$59,082
43-4041	Credit authorizers, checkers, and clerks	#	#	\$27.62	\$57,440	5.61	\$16.70	\$20.17	\$27.51	\$34.54	\$38.76	\$34,738	\$41,955	\$57,214	\$71,849	\$80,614
43-4051	Customer service representatives	330	25.12	\$16.85	\$35,058	4.18	\$10.11	\$12.92	\$16.44	\$19.05	\$24.46	\$21,029	\$26,865	\$34,199	\$39,619	\$50,881
43-4061	Eligibility interviewers, government programs	140	42.75	\$17.43	\$36,258	2.96	\$10.71	\$12.71	\$16.83	\$21.90	\$24.87	\$22,281	\$26,442	\$35,011	\$45,548	\$51,731
43-4071	File clerks	120	21.24	\$11.99	\$24,929	2.53	\$8.80	\$9.77	\$11.30	\$13.90	\$16.64	\$18,308	\$20,314	\$23,512	\$28,906	\$34,613
43-4081	Hotel, motel, and resort desk clerks	260	3.41	\$10.99	\$22,852	7.65	\$8.53	\$8.97	\$9.92	\$12.42	\$15.42	\$17,733	\$18,654	\$20,627	\$25,833	\$32,077
43-4111	Interviewers, except eligibility and loan	80	23.25	\$12.71	\$26,433	3.18	\$10.16	\$10.82	\$11.92	\$14.12	\$16.60	\$21,131	\$22,503	\$24,789	\$29,369	\$34,519
43-4121	Library assistants, clerical	20	3.72	\$12.51	\$26,030	2.08	\$8.56	\$9.06	\$11.92	\$17.04	\$17.79	\$17,807	\$18,840	\$24,787	\$35,433	\$37,010
43-4131	Loan interviewers and clerks	140	24.76	\$17.70	\$36,817	5.49	\$12.60	\$14.31	\$16.86	\$20.11	\$25.82	\$26,201	\$29,768	\$35,071	\$41,820	\$53,700
43-4141	New accounts clerks	90	33.33	\$18.69	\$38,870	7.81	\$13.07	\$15.67	\$17.82	\$21.82	\$26.76	\$27,187	\$32,591	\$37,063	\$45,382	\$55,663
43-4151	Order clerks	20	12.37	\$12.32	\$25,622	7.13	\$8.74	\$9.48	\$10.89	\$14.77	\$19.07	\$18,184	\$19,722	\$22,644	\$30,725	\$39,673
43-4161	Human resources assistants, except payroll and timekeeping	40	14.77	\$16.83	\$34,997	3.25	\$12.44	\$14.14	\$16.63	\$19.05	\$22.44	\$25,879	\$29,410	\$34,588	\$39,629	\$46,668
43-4171	Receptionists and information clerks	390	12.87	\$12.33	\$25,650	2.66	\$8.97	\$10.04	\$11.73	\$13.93	\$16.76	\$18,652	\$20,877	\$24,404	\$28,964	\$34,860
43-4199	Information and record clerks, all other	100	14.33	\$16.32	\$33,949	3.24	\$11.91	\$12.86	\$15.41	\$18.79	\$22.88	\$24,776	\$26,756	\$32,060	\$39,090	\$47,581
43-5031	Police, fire, and ambulance dispatchers	120	7.39	\$15.51	\$32,263	4.35	\$10.66	\$12.27	\$13.92	\$18.36	\$23.11	\$22,169	\$25,519	\$28,947	\$38,181	\$48,067
43-5032	Dispatchers, except police, fire, and ambulance	#	#	\$13.23	\$27,525	5.52	\$9.02	\$10.09	\$11.79	\$14.91	\$18.58	\$18,755	\$20,978	\$24,520	\$31,004	\$38,646
43-5041	Meter readers, utilities	#	#	\$20.06	\$41,715	14.47	\$15.33	\$16.38	\$18.13	\$23.24	\$28.85	\$31,885	\$34,070	\$37,711	\$48,331	\$59,999
43-5051	Postal service clerks	190	0	\$19.54	\$40,651	0.86	\$12.01	\$12.18	\$19.13	\$27.30	\$28.40	\$24,971	\$25,329	\$39,791	\$56,794	\$59,077
43-5052	Postal service mail carriers	240	0	\$22.73	\$47,273	0.98	\$16.65	\$17.00	\$20.67	\$28.50	\$28.79	\$34,633	\$35,353	\$42,994	\$59,284	\$59,890
43-5053	Postal service mail sorters, processors, and processing machine operators	10	0	\$25.52	\$53,088	4.12	\$15.63	\$27.30	\$27.30	\$27.31	\$28.41	\$32,519	\$56,785	\$56,794	\$56,803	\$59,083
43-5061	Production, planning, and expediting clerks	40	34.96	\$25.94	\$53,952	5.23	\$17.97	\$24.14	\$26.65	\$29.49	\$33.43	\$37,377	\$50,212	\$55,432	\$61,333	\$69,530
43-5071	Shipping, receiving, and traffic clerks	90	22.91	\$11.77	\$24,475	3.05	\$8.96	\$10.01	\$11.25	\$13.28	\$15.83	\$18,645	\$20,819	\$23,391	\$27,613	\$32,929
43-5081	Stock clerks and order fillers	760	6.49	\$13.13	\$27,309	4.71	\$8.61	\$9.19	\$11.10	\$14.78	\$21.86	\$17,916	\$19,113	\$23,095	\$30,751	\$45,475
43-5111	Weighers, measurers, checkers, and samplers, recordkeeping	30	49.97	\$15.75	\$32,770	13.74	\$8.74	\$9.52	\$15.55	\$20.21	\$24.06	\$18,189	\$19,796	\$32,349	\$42,039	\$50,049
43-6011	Executive secretaries and executive administrative assistants	240	5.34	\$20.00	\$41,603	2.42	\$13.18	\$15.41	\$19.90	\$22.80	\$27.34	\$27,415	\$32,057	\$41,387	\$47,434	\$56,874
43-6012	Legal secretaries	#	#	\$14.18	\$29,500	19.94	\$9.89	\$10.53	\$11.61	\$18.13	\$22.39	\$20,564	\$21,909	\$24,150	\$37,711	\$46,562
43-6013	Medical secretaries	130	24.54	\$13.99	\$29,108	3.21	\$10.53	\$12.06	\$13.65	\$15.49	\$18.19	\$21,903	\$25,081	\$28,400	\$32,218	\$37,828
43-6014	Secretaries and administrative assistants, except legal, medical	2,090	5.67	\$14.41	\$29,972	1.98	\$9.34	\$10.96	\$13.59	\$16.97	\$20.78	\$19,419	\$22,794	\$28,260	\$35,307	\$43,221
43-9021	Data entry keyers	50	18.31	\$12.67	\$26,352	5.69	\$9.29	\$10.42	\$12.51	\$14.66	\$17.08	\$19,327	\$21,677	\$26,016	\$30,487	\$35,525
43-9022	Word processors and typists	10	32.44	\$14.71	\$30,592	4.25	\$10.49	\$11.78	\$14.58	\$18.03	\$18.95	\$21,818	\$24,501	\$30,327	\$37,510	\$39,415
43-9061	Office clerks, general	1,330	9.33	\$13.92	\$28,961	2.82	\$8.78	\$9.64	\$12.55	\$17.05	\$21.87	\$18,255	\$20,043	\$26,094	\$35,474	\$45,488
43-9199	Office and administrative support workers, all other	20	25.13	\$16.64	\$34,606	21.57	\$8.70	\$9.41	\$12.22	\$16.47	\$41.78	\$18,103	\$19,567	\$25,424	\$34,266	\$46,893
<b>45-0000</b>	<b>Farming, fishing, and forestry</b>	<b>1,220</b>	<b>18.72</b>	<b>\$12.80</b>	<b>\$26,627</b>	<b>4.16</b>	<b>\$8.58</b>	<b>\$9.11</b>	<b>\$10.63</b>	<b>\$15.67</b>	<b>\$19.29</b>	<b>\$17,850</b>	<b>\$18,946</b>	<b>\$22,117</b>	<b>\$32,601</b>	<b>\$40,127</b>

# Data unavailable

Occupational Code	Occupational Title	Employment Estimate	Employment Percentage Relative Standard Error	Average Hourly Wage	Average Annual Wage	Wage Percentage Relative Standard Error	10th Percentile (Hourly)	25th Percentile (Hourly)	50th Percentile (Hourly)	75th Percentile (Hourly)	90th Percentile (Hourly)	10th Percentile (Annual)	25th Percentile (Annual)	50th Percentile (Annual)	75th Percentile (Annual)	90th Percentile (Annual)
45-1011	First-line supervisors of farming, fishing, and forestry workers	70	25	\$24.26	\$50,465	10.7	\$8.78	\$17.14	\$25.72	\$32.53	\$36.68	\$18,254	\$35,648	\$53,506	\$67,668	\$76,285
45-2011	Agricultural inspectors	80	16.25	\$20.07	\$41,738	2.46	\$14.32	\$16.91	\$20.09	\$22.62	\$26.36	\$29,783	\$35,176	\$41,796	\$47,044	\$54,824
45-2091	Agricultural equipment operators	#	#	\$15.51	\$32,261	11.12	\$9.23	\$14.32	\$16.46	\$17.86	\$18.70	\$19,188	\$29,778	\$34,231	\$37,149	\$38,900
45-2092	Farmworkers and laborers, crop, nursery, and greenhouse	#	#	\$11.14	\$23,173	3.85	\$9.35	\$9.92	\$10.84	\$11.77	\$14.06	\$19,457	\$20,638	\$22,544	\$24,474	\$29,243
45-2093	Farmworkers, farm, ranch, and aquacultural animals	250	28.24	\$11.01	\$22,891	8.11	\$8.44	\$8.74	\$9.26	\$11.68	\$17.43	\$17,545	\$18,185	\$19,254	\$24,291	\$36,255
47-0000	Construction and extraction	3,700	6.15	\$19.94	\$41,479	2.55	\$12.05	\$14.30	\$18.11	\$23.43	\$29.92	\$25,069	\$29,743	\$37,672	\$48,725	\$62,233
47-1011	First-line supervisors of construction trades and extraction work	370	13.6	\$33.25	\$69,166	4.35	\$19.60	\$25.07	\$30.14	\$41.38	\$49.51	\$40,761	\$52,152	\$62,689	\$86,070	\$102,988
47-2031	Carpenters	180	29.63	\$18.09	\$37,621	7.29	\$10.07	\$13.75	\$17.74	\$22.07	\$25.58	\$20,945	\$28,606	\$36,898	\$45,911	\$53,211
47-2051	Cement masons and concrete finishers	140	18.78	\$18.10	\$37,656	7.65	\$10.22	\$13.21	\$17.92	\$23.13	\$26.95	\$21,250	\$27,478	\$37,277	\$48,112	\$56,061
47-2061	Construction laborers	510	18.72	\$13.55	\$28,183	3.24	\$9.22	\$11.35	\$13.52	\$15.45	\$17.98	\$19,180	\$23,598	\$28,113	\$32,135	\$37,398
47-2071	Paving, surfacing, and tamping equipment operators	80	26.79	\$18.43	\$38,330	2.96	\$13.00	\$14.72	\$17.36	\$21.89	\$26.84	\$27,034	\$30,607	\$36,113	\$45,526	\$55,828
47-2073	Operating engineers and other construction equipment operators	320	26.62	\$17.86	\$37,151	5.13	\$12.87	\$14.32	\$17.21	\$21.24	\$24.10	\$26,768	\$29,795	\$35,805	\$44,171	\$50,124
47-2111	Electricians	260	21.21	\$22.16	\$46,092	6.81	\$10.53	\$16.13	\$20.88	\$27.23	\$36.09	\$21,895	\$33,553	\$43,434	\$56,640	\$75,058
47-2141	Painters, construction and maintenance	20	30.26	\$14.23	\$29,591	6.39	\$10.62	\$12.04	\$13.66	\$16.14	\$18.91	\$22,098	\$25,045	\$28,410	\$33,574	\$39,327
47-2152	Plumbers, pipefitters, and steamfitters	140	34.76	\$21.36	\$44,427	6.3	\$13.54	\$16.93	\$20.69	\$23.75	\$30.95	\$28,154	\$35,204	\$43,029	\$49,407	\$64,385
47-4011	Construction and building inspectors	40	24.68	\$22.28	\$46,350	5.2	\$15.61	\$18.62	\$21.94	\$26.73	\$31.72	\$32,478	\$38,737	\$45,626	\$55,590	\$65,969
47-4051	Highway maintenance workers	620	5.76	\$17.27	\$35,912	1.67	\$12.32	\$14.44	\$17.25	\$19.22	\$23.11	\$25,635	\$30,028	\$35,873	\$39,977	\$48,072
47-4071	Septic tank servicers and sewer pipe cleaners	20	30.93	#	#	#	#	#	#	#	#	#	#	#	#	#
47-5011	Derrick operators, oil and gas	50	33.55	\$23.91	\$49,741	7.02	\$19.84	\$21.23	\$23.53	\$27.06	\$29.11	\$41,275	\$44,150	\$48,942	\$56,290	\$60,549
47-5012	Rotary drill operators, oil and gas	60	35.2	\$26.39	\$54,901	8.06	\$19.58	\$22.70	\$26.52	\$29.72	\$34.74	\$40,732	\$47,221	\$55,167	\$61,810	\$72,252
47-5013	Service unit operators, oil, gas, and mining	150	45.12	\$28.87	\$60,041	15.68	\$16.33	\$20.57	\$27.82	\$35.07	\$42.31	\$33,966	\$42,775	\$57,869	\$72,938	\$88,015
47-5071	Roustabouts, oil and gas	480	35.63	\$19.17	\$39,872	5.73	\$13.46	\$15.51	\$18.06	\$22.81	\$27.50	\$27,998	\$32,258	\$37,557	\$47,436	\$57,206
<b>49-0000</b>	<b>Installation, maintenance, and repair</b>	<b>3,560</b>	<b>6.03</b>	<b>\$20.28</b>	<b>\$42,174</b>	<b>3.09</b>	<b>\$10.22</b>	<b>\$13.22</b>	<b>\$18.32</b>	<b>\$25.19</b>	<b>\$34.32</b>	<b>\$21,264</b>	<b>\$27,492</b>	<b>\$38,100</b>	<b>\$52,389</b>	<b>\$71,381</b>
49-1011	First-line supervisors of mechanics, installers, and repairers	240	8.75	\$28.65	\$59,585	4.79	\$14.55	\$21.04	\$27.84	\$35.50	\$44.50	\$30,274	\$43,761	\$57,912	\$73,843	\$92,562
49-2022	Telecommunications equipment installers and repairers, except line installers	170	18.04	\$25.32	\$52,661	5.94	\$19.05	\$21.93	\$25.32	\$28.72	\$32.03	\$39,628	\$45,616	\$52,665	\$59,731	\$66,627
49-2094	Electrical and electronics repairers, commercial and industrial equipment	#	#	\$30.59	\$63,627	5.39	\$24.53	\$25.91	\$28.27	\$30.63	\$44.85	\$51,031	\$53,884	\$58,796	\$63,707	\$93,282
49-3021	Automotive body and related repairers	120	33.18	\$15.82	\$32,915	20.15	\$8.53	\$8.99	\$14.76	\$21.96	\$27.04	\$17,748	\$18,693	\$30,705	\$45,673	\$56,252
49-3023	Automotive service technicians and mechanics	310	16.58	\$16.75	\$34,841	6.98	\$9.33	\$11.72	\$15.70	\$20.90	\$27.01	\$19,407	\$24,374	\$32,649	\$43,462	\$56,185
49-3031	Bus and truck mechanics and diesel engine specialists	140	18.93	\$20.11	\$41,829	6.13	\$13.68	\$15.88	\$18.94	\$25.59	\$28.13	\$28,461	\$33,022	\$39,390	\$53,219	\$58,513
49-3041	Farm equipment mechanics and service technicians	220	19.29	\$19.92	\$41,424	4.59	\$13.14	\$16.13	\$19.80	\$23.35	\$27.43	\$27,338	\$33,543	\$41,192	\$48,559	\$57,047
49-3042	Mobile heavy equipment mechanics, except engines	100	35.75	\$17.22	\$35,825	7.27	\$10.95	\$12.80	\$15.90	\$19.16	\$25.12	\$22,785	\$26,631	\$33,069	\$39,854	\$52,256
49-3053	Outdoor power equipment and other small engine mechanics	#	#	\$11.38	\$23,676	5.04	\$9.11	\$9.96	\$11.39	\$13.04	\$14.06	\$18,939	\$20,725	\$23,697	\$27,114	\$29,254
49-3093	Tire repairers and changers	#	#	\$11.46	\$23,827	6.77	\$8.76	\$9.53	\$11.69	\$13.31	\$14.31	\$18,213	\$19,830	\$24,305	\$27,688	\$29,769
49-9012	Control and valve installers and repairers, except mechanical door	70	49.44	#	#	#	#	#	#	#	#	#	#	#	#	#
49-9021	Heating, air conditioning, and refrigeration mechanics and installers	100	42.89	\$17.12	\$35,619	8.7	\$10.88	\$12.71	\$15.62	\$20.99	\$26.19	\$22,623	\$26,446	\$32,488	\$43,651	\$54,469
49-9041	Industrial machinery mechanics	270	34.51	\$21.56	\$44,835	4.83	\$15.79	\$17.43	\$20.50	\$24.66	\$29.89	\$32,838	\$36,255	\$42,648	\$51,296	\$62,166
49-9044	Millwrights	#	#	\$12.26	\$25,492	13.34	\$9.95	\$10.35	\$11.04	\$11.72	\$20.01	\$20,687	\$21,538	\$22,955	\$24,372	\$41,624
49-9051	Electrical power-line installers and repairers	260	16.6	\$34.68	\$72,130	5.02	\$21.62	\$30.44	\$35.50	\$42.08	\$46.85	\$44,977	\$63,323	\$73,845	\$87,528	\$97,440
49-9071	Maintenance and repair workers, general	930	10.39	\$16.06	\$33,401	3.02	\$9.61	\$11.97	\$15.27	\$19.75	\$23.03	\$19,999	\$24,899	\$31,768	\$41,087	\$47,904
49-9098	Helpers--installation, maintenance, and repair workers	#	#	\$14.83	\$30,843	7.04	\$9.38	\$12.86	\$15.05	\$17.34	\$18.68	\$19,510	\$26,759	\$31,300	\$36,063	\$38,858
49-9099	Installation, maintenance, and repair workers, all other	70	49.29	\$22.48	\$46,760	9.02	\$11.03	\$17.20	\$21.94	\$26.06	\$38.81	\$22,935	\$35,768	\$45,633	\$54,215	\$80,733
<b>51-0000</b>	<b>Production</b>	<b>4,560</b>	<b>31.62</b>	<b>\$16.24</b>	<b>\$33,772</b>	<b>4.38</b>	<b>\$9.10</b>	<b>\$10.87</b>	<b>\$14.74</b>	<b>\$18.95</b>	<b>\$26.05</b>	<b>\$18,936</b>	<b>\$22,602</b>	<b>\$30,657</b>	<b>\$39,425</b>	<b>\$54,174</b>
51-1011	First-line supervisors of production and operating workers	250	22.33	\$28.51	\$59,307	2.42	\$19.91	\$22.16	\$27.57	\$33.88	\$37.85	\$41,413	\$46,100	\$57,346	\$70,464	\$78,738
51-2022	Electrical and electronic equipment assemblers	10	0	\$12.01	\$24,977	3.2	\$9.26	\$9.79	\$10.80	\$12.26	\$19.23	\$19,256	\$20,359	\$22,473	\$25,502	\$39,990

# Data unavailable



Occupational Code	Occupational Title	Employment Estimate	Employment Percentage Relative Standard Error	Average Hourly Wage	Average Annual Wage	Wage Percentage Relative Standard Error	10th Percentile (Hourly)	25th Percentile (Hourly)	50th Percentile (Hourly)	75th Percentile (Hourly)	90th Percentile (Hourly)	10th Percentile (Annual)	25th Percentile (Annual)	50th Percentile (Annual)	75th Percentile (Annual)	90th Percentile (Annual)
51-2041	Structural metal fabricators and fitters	40	27.22	\$15.13	\$31,476	7.11	\$9.76	\$10.94	\$13.56	\$18.87	\$23.84	\$20,304	\$22,762	\$28,194	\$39,259	\$49,590
51-2092	Team assemblers	#	#	\$15.44	\$32,105	3.49	\$10.52	\$12.18	\$14.38	\$17.77	\$22.66	\$21,891	\$25,343	\$29,908	\$36,959	\$47,129
51-2099	Assemblers and fabricators, all other	#	#	\$11.68	\$24,290	2.63	\$8.60	\$9.16	\$10.60	\$12.64	\$18.04	\$17,893	\$19,055	\$22,055	\$26,285	\$37,524
51-3011	Bakers	#	#	\$10.16	\$21,127	3.03	\$8.49	\$8.89	\$9.72	\$11.24	\$12.73	\$17,664	\$18,481	\$20,211	\$23,389	\$26,488
51-3021	Butchers and meat cutters	120	27.36	\$13.36	\$27,798	3.82	\$9.89	\$10.78	\$12.51	\$14.71	\$18.30	\$20,574	\$22,432	\$26,024	\$30,589	\$38,057
51-3022	Meat, poultry, and fish cutters and trimmers	120	33.36	\$15.07	\$31,355	4.87	\$11.69	\$13.21	\$15.60	\$17.41	\$18.49	\$24,311	\$27,479	\$32,445	\$36,209	\$38,467
51-3023	Slaughterers and meat packers	#	#	\$13.56	\$28,197	2.77	\$9.26	\$10.59	\$13.33	\$16.80	\$18.29	\$19,255	\$22,017	\$27,720	\$34,939	\$38,049
51-3091	Food and tobacco roasting, baking, and drying machine operators and tenders	#	#	\$14.24	\$29,609	6.32	\$9.05	\$11.21	\$13.22	\$16.97	\$21.96	\$18,830	\$23,327	\$27,501	\$35,307	\$45,675
51-4031	Cutting, punching, and press machine setters, operators, and tenders, metal and plastic	20	16.89	\$14.93	\$31,048	7.23	\$10.59	\$12.17	\$14.10	\$16.97	\$19.75	\$22,017	\$25,310	\$29,326	\$35,294	\$41,075
51-4041	Machinists	90	23.19	\$18.16	\$37,770	3.66	\$11.31	\$14.69	\$18.15	\$21.95	\$24.75	\$23,529	\$30,559	\$37,743	\$45,646	\$51,485
51-4121	Welders, cutters, solderers, and brazers	330	20.72	\$19.07	\$39,669	7.22	\$11.49	\$13.96	\$17.41	\$23.47	\$29.89	\$23,904	\$29,041	\$36,208	\$48,822	\$62,173
51-5112	Printing press operators	20	24.16	\$13.94	\$28,998	10.66	\$8.92	\$9.99	\$12.41	\$17.55	\$20.62	\$18,554	\$20,769	\$25,816	\$36,495	\$42,880
51-6011	Laundry and dry-cleaning workers	100	27.18	\$10.11	\$21,032	3.58	\$8.46	\$8.79	\$9.37	\$11.23	\$13.33	\$17,587	\$18,289	\$19,481	\$23,362	\$27,717
51-6031	Sewing machine operators	#	#	\$10.25	\$21,326	7.08	\$8.56	\$9.06	\$10.03	\$11.26	\$12.23	\$17,806	\$18,837	\$20,857	\$23,424	\$25,432
51-7011	Cabinetmakers and bench carpenters	30	26.83	\$21.39	\$44,485	22.32	\$10.84	\$15.43	\$17.15	\$18.95	\$51.16	\$22,541	\$32,088	\$35,667	\$39,409	\$106,404
51-8013	Power plant operators	#	#	\$27.87	\$57,963	5.48	\$24.52	\$25.75	\$27.80	\$29.84	\$33.94	\$51,004	\$53,566	\$57,817	\$62,068	\$70,605
51-8021	Stationary engineers and boiler operators	#	#	\$16.86	\$35,062	20.17	\$12.16	\$12.77	\$13.78	\$20.29	\$28.53	\$25,286	\$26,556	\$28,672	\$42,204	\$59,344
51-8031	Water and wastewater treatment plant and system operators	210	20.54	\$17.05	\$35,470	4.95	\$9.76	\$12.37	\$15.44	\$21.18	\$23.88	\$20,301	\$25,719	\$32,115	\$44,064	\$49,679
51-8092	Gas plant operators	#	#	\$31.05	\$64,587	21.25	\$20.36	\$22.78	\$28.13	\$41.37	\$45.20	\$42,357	\$47,392	\$58,504	\$86,046	\$94,006
51-8099	Plant and system operators, all other	30	13.54	\$21.29	\$44,279	11.02	\$12.85	\$13.95	\$23.77	\$27.51	\$29.59	\$26,718	\$29,010	\$49,434	\$57,215	\$61,547
51-9061	Inspectors, testers, sorters, samplers, and weighers	40	38.51	\$11.23	\$23,360	10.1	\$8.41	\$8.68	\$9.12	\$13.34	\$15.35	\$17,490	\$18,047	\$18,976	\$27,748	\$31,935
51-9071	Jewelers and precious stone and metal workers	10	38.04	#	#	#	#	#	#	#	#	#	#	#	#	#
51-9111	Packaging and filling machine operators and tenders	110	32.01	\$10.43	\$21,688	7.68	\$8.38	\$8.61	\$8.99	\$9.41	\$17.45	\$17,435	\$17,911	\$18,703	\$19,565	\$36,286
51-9121	Coating, painting, and spraying machine setters, operators, and tenders	20	22.92	\$14.60	\$30,372	6.08	\$10.12	\$11.18	\$13.78	\$17.15	\$20.81	\$21,041	\$23,257	\$28,654	\$35,669	\$43,291
51-9198	Helpers--production workers	60	15.4	\$13.64	\$28,369	2.46	\$8.80	\$10.14	\$12.90	\$14.75	\$21.53	\$18,299	\$21,094	\$26,826	\$30,671	\$44,780
<b>53-0000</b>	<b>Transportation and material moving</b>	<b>4,150</b>	<b>5.52</b>	<b>\$15.17</b>	<b>\$31,549</b>	<b>2.68</b>	<b>\$8.82</b>	<b>\$9.93</b>	<b>\$13.67</b>	<b>\$18.13</b>	<b>\$24.01</b>	<b>\$18,351</b>	<b>\$20,661</b>	<b>\$28,437</b>	<b>\$37,700</b>	<b>\$49,935</b>
53-1021	First-line supervisors of helpers, laborers, and material movers,	50	23.44	\$21.37	\$44,458	7.09	\$14.42	\$16.68	\$19.91	\$26.98	\$29.78	\$29,987	\$34,698	\$41,414	\$56,119	\$61,940
53-1031	First-line supervisors of transportation and material-moving mach	130	24.09	\$24.96	\$51,916	6.89	\$15.02	\$17.76	\$23.96	\$31.78	\$37.33	\$31,251	\$36,951	\$49,828	\$66,095	\$77,640
53-3011	Ambulance drivers and attendants, except emergency medical technicians	50	20.28	\$10.80	\$22,464	5.1	\$8.65	\$9.28	\$10.34	\$12.24	\$14.11	\$18,002	\$19,306	\$21,502	\$25,469	\$29,343
53-3021	Bus drivers, transit and intercity	10	20.1	\$10.35	\$21,525	6.71	\$8.47	\$8.84	\$9.50	\$11.06	\$12.16	\$17,626	\$18,388	\$19,769	\$23,012	\$25,303
53-3022	Bus drivers, school or special client	410	7.8	\$14.88	\$30,952	4.68	\$9.75	\$10.90	\$13.40	\$17.61	\$22.81	\$20,276	\$22,669	\$27,867	\$36,630	\$47,442
53-3031	Driver/sales workers	200	41.31	\$13.02	\$27,074	11.58	\$8.65	\$9.27	\$11.30	\$14.55	\$21.54	\$17,984	\$19,283	\$23,495	\$30,273	\$44,809
53-3032	Heavy and tractor-trailer truck drivers	820	11.91	\$18.81	\$39,127	4.46	\$10.60	\$14.64	\$17.62	\$22.58	\$28.75	\$22,057	\$30,444	\$36,647	\$46,975	\$59,796
53-3033	Light truck or delivery services drivers	580	21.12	\$14.70	\$30,568	7.49	\$8.82	\$10.09	\$13.48	\$17.62	\$22.01	\$18,351	\$20,984	\$28,033	\$36,657	\$45,784
53-3099	Motor vehicle operators, all other	#	#	\$10.32	\$21,463	12.72	\$8.40	\$8.65	\$9.07	\$9.49	\$18.81	\$17,467	\$17,989	\$18,859	\$19,730	\$39,124
53-6031	Automotive and watercraft service attendants	50	22.61	\$12.82	\$26,671	6.37	\$9.22	\$10.39	\$11.98	\$15.05	\$17.92	\$19,182	\$21,618	\$24,911	\$31,307	\$37,279
53-7032	Excavating and loading machine and dragline operators	50	35.46	\$15.90	\$33,074	3.61	\$11.52	\$13.73	\$16.30	\$18.11	\$19.23	\$23,969	\$28,568	\$33,911	\$37,674	\$39,994
53-7051	Industrial truck and tractor operators	120	30.91	\$15.28	\$31,779	3.06	\$11.72	\$13.21	\$15.34	\$17.53	\$18.77	\$24,369	\$27,478	\$31,910	\$36,454	\$39,032
53-7061	Cleaners of vehicles and equipment	140	24.8	\$11.75	\$24,441	3.57	\$8.67	\$9.34	\$11.36	\$13.60	\$15.02	\$18,027	\$19,432	\$23,625	\$28,294	\$31,232
53-7062	Laborers and freight, stock, and material movers, hand	930	14.33	\$12.11	\$25,192	4.02	\$8.57	\$9.08	\$11.00	\$14.69	\$17.77	\$17,823	\$18,881	\$22,883	\$30,557	\$36,960
53-7064	Packers and packagers, hand	#	#	\$10.45	\$21,739	4.13	\$8.80	\$9.55	\$10.38	\$11.27	\$11.81	\$18,300	\$19,860	\$21,581	\$23,441	\$24,557
53-7073	Wellhead pumpers	60	44.57	\$27.46	\$57,121	13	\$11.43	\$19.98	\$24.83	\$30.40	\$49.05	\$23,776	\$41,564	\$51,640	\$63,238	\$102,032
53-7081	Refuse and recyclable material collectors	120	18.19	\$13.02	\$27,083	6.93	\$8.78	\$9.62	\$12.35	\$14.48	\$18.35	\$18,255	\$20,016	\$25,683	\$30,115	\$38,178

Occupational Code	Occupational Title	Employment Estimate	Employment Percentage Relative Standard Error	Average Hourly Wage	Average Annual Wage	Wage Percentage Relative Standard Error	10th Percentile (Hourly)	25th Percentile (Hourly)	50th Percentile (Hourly)	75th Percentile (Hourly)	90th Percentile (Hourly)	10th Percentile (Annual)	25th Percentile (Annual)	50th Percentile (Annual)	75th Percentile (Annual)	90th Percentile (Annual)
<b>00-0000</b>	<b>Total all occupations</b>	<b>93,570</b>	<b>1.5</b>	<b>\$19.42</b>	<b>\$40,386</b>	<b>1.31</b>	<b>\$9.01</b>	<b>\$11.04</b>	<b>\$16.09</b>	<b>\$23.58</b>	<b>\$33.33</b>	<b>\$18,731</b>	<b>\$22,953</b>	<b>\$33,463</b>	<b>\$49,042</b>	<b>\$69,333</b>
<b>11-0000</b>	<b>Management</b>	<b>3,120</b>	<b>5.03</b>	<b>\$38.64</b>	<b>\$80,368</b>	<b>2.08</b>	<b>\$17.37</b>	<b>\$25.83</b>	<b>\$35.36</b>	<b>\$47.61</b>	<b>\$62.90</b>	<b>\$36,128</b>	<b>\$53,718</b>	<b>\$73,554</b>	<b>\$99,029</b>	<b>\$130,837</b>
11-1011	Chief executives	20	10.5	\$65.13	\$135,478	6.74	\$44.26	\$51.25	\$57.84	\$72.58	#	\$92,053	\$106,594	\$120,316	\$150,956	#
11-1021	General and operations managers	1,390	7.44	\$38.79	\$80,689	2.6	\$17.20	\$25.47	\$34.41	\$48.96	\$65.56	\$35,782	\$52,986	\$71,564	\$101,840	\$136,357
11-1031	Legislators	190	27.81	#	\$49,846	22.37	#	#	#	#	#	\$17,663	\$18,480	\$51,807	\$84,894	\$94,365
11-2022	Sales managers	40	39.6	\$52.30	\$108,784	24.51	\$18.97	\$31.70	\$43.30	\$59.37	#	\$39,454	\$65,935	\$90,070	\$123,494	#
11-2031	Public relations and fundraising managers	10	26.83	\$46.02	\$95,729	9.07	\$25.83	\$34.23	\$43.24	\$54.31	\$82.66	\$53,719	\$71,202	\$89,947	\$112,962	\$171,930
11-3011	Administrative services managers	60	26.31	\$43.58	\$90,644	2.66	\$21.92	\$32.21	\$45.71	\$54.35	\$61.35	\$45,587	\$67,005	\$95,074	\$113,042	\$127,616
11-3021	Computer and information systems managers	40	34.78	\$52.42	\$109,041	2.65	\$35.31	\$40.77	\$48.41	\$67.38	\$74.54	\$73,443	\$84,805	\$100,690	\$140,157	\$155,053
11-3031	Financial managers	90	14.2	\$51.67	\$107,472	3.96	\$28.76	\$39.41	\$49.68	\$63.75	\$73.71	\$59,827	\$81,968	\$103,327	\$132,591	\$153,308
11-3051	Industrial production managers	30	47.12	\$47.86	\$99,541	5.74	\$31.92	\$34.95	\$46.46	\$61.45	\$71.89	\$66,398	\$72,702	\$96,637	\$127,808	\$149,521
11-3071	Transportation, storage, and distribution managers	20	12.58	\$39.36	\$81,860	7.65	\$23.14	\$27.85	\$34.73	\$47.12	\$57.74	\$48,134	\$57,937	\$72,230	\$98,012	\$120,093
11-3121	Human resources managers	10	12.17	\$50.43	\$104,888	3.13	\$41.31	\$44.31	\$48.85	\$55.58	\$66.37	\$85,932	\$92,162	\$101,614	\$115,614	\$138,042
11-9021	Construction managers	260	21.37	\$40.89	\$85,050	9.57	\$21.65	\$27.43	\$36.94	\$48.62	\$69.36	\$45,024	\$57,052	\$76,838	\$101,123	\$144,259
11-9031	Education administrators, preschool and childcare center/program	40	23.28	\$24.37	\$50,684	8.29	\$16.07	\$18.17	\$22.36	\$32.13	\$35.66	\$33,434	\$37,784	\$46,501	\$66,826	\$74,169
11-9032	Education administrators, elementary and secondary school	230	3.59	#	\$74,514	1.94	#	#	#	#	#	\$54,121	\$63,244	\$73,475	\$85,956	\$97,181
11-9033	Education administrators, postsecondary	40	4.96	\$32.44	\$67,468	8.34	\$16.44	\$18.80	\$26.90	\$40.98	\$64.33	\$34,196	\$39,095	\$55,961	\$85,243	\$133,802
11-9039	Education administrators, all other	10	27.19	\$31.08	\$64,648	6.79	\$21.07	\$23.88	\$28.69	\$41.46	\$42.75	\$43,821	\$49,674	\$59,674	\$86,243	\$88,915
11-9051	Food service managers	30	32.94	\$24.58	\$51,117	6.53	\$11.83	\$17.31	\$26.11	\$31.88	\$35.84	\$24,608	\$35,997	\$54,299	\$66,305	\$74,548
11-9061	Funeral service managers	20	39.73	\$31.35	\$65,212	14.91	\$14.26	\$24.00	\$34.20	\$37.63	\$40.83	\$29,654	\$49,926	\$71,137	\$78,263	\$84,925
11-9081	Lodging managers	30	32.33	\$30.91	\$64,295	8.43	\$20.74	\$24.30	\$28.80	\$33.23	\$41.92	\$43,148	\$50,544	\$59,909	\$69,128	\$87,186
11-9111	Medical and health services managers	130	14.86	\$43.55	\$90,587	4.49	\$26.55	\$33.69	\$40.37	\$50.91	\$65.87	\$55,222	\$70,067	\$83,961	\$105,884	\$137,006
11-9121	Natural sciences managers	10	5.42	\$46.64	\$97,018	3.13	\$37.12	\$41.46	\$44.15	\$52.16	\$52.17	\$77,214	\$86,243	\$91,823	\$108,501	\$108,512
11-9131	Postmasters and mail superintendents	40	0	\$32.28	\$67,147	1.33	\$23.22	\$29.09	\$34.44	\$38.07	\$40.23	\$48,308	\$60,502	\$71,625	\$79,194	\$83,668
11-9141	Property, real estate, and community association managers	50	40.38	\$30.63	\$63,716	27.35	\$9.55	\$13.40	\$24.35	\$45.62	\$57.75	\$19,863	\$27,866	\$50,652	\$94,898	\$120,124
11-9151	Social and community service managers	90	19.72	\$29.41	\$61,167	7.68	\$16.96	\$21.23	\$28.68	\$36.47	\$43.96	\$35,274	\$44,163	\$59,656	\$75,865	\$91,437
11-9199	Managers, all other	210	8.36	\$43.32	\$90,113	7.49	\$19.64	\$24.13	\$39.72	\$51.17	\$64.85	\$40,849	\$50,191	\$82,625	\$106,437	\$134,893
<b>13-0000</b>	<b>Business and financial operations</b>	<b>3,410</b>	<b>4.58</b>	<b>\$32.55</b>	<b>\$67,706</b>	<b>3.72</b>	<b>\$14.23</b>	<b>\$20.13</b>	<b>\$28.17</b>	<b>\$39.30</b>	<b>\$55.51</b>	<b>\$29,608</b>	<b>\$41,866</b>	<b>\$58,591</b>	<b>\$81,741</b>	<b>\$115,453</b>
13-1022	Wholesale and retail buyers, except farm products	40	28.84	\$21.47	\$44,652	8.35	\$13.00	\$14.56	\$24.12	\$27.21	\$29.16	\$27,040	\$30,281	\$50,172	\$56,598	\$60,647
13-1023	Purchasing agents, except wholesale, retail, and farm products	100	10.63	\$28.16	\$58,572	2.8	\$17.06	\$21.41	\$26.65	\$34.09	\$39.34	\$35,495	\$44,536	\$55,437	\$70,915	\$81,831
13-1031	Claims adjusters, examiners, and investigators	30	29.3	\$28.61	\$59,511	8.97	\$15.36	\$18.88	\$30.07	\$34.72	\$36.61	\$31,946	\$39,269	\$62,549	\$72,227	\$76,148
13-1041	Compliance officers, except agriculture, construction, health and safety, and transportation	110	8.59	\$30.94	\$64,360	4.08	\$16.49	\$22.47	\$30.83	\$38.78	\$45.39	\$34,308	\$46,728	\$64,119	\$80,666	\$94,406
13-1051	Cost estimators	90	24.44	\$28.06	\$58,360	5.16	\$17.72	\$21.93	\$27.11	\$33.06	\$41.73	\$36,851	\$45,620	\$56,387	\$68,754	\$86,792
13-1071	Human resources specialists	230	8.3	\$28.48	\$59,243	3.62	\$15.61	\$21.48	\$27.34	\$32.86	\$40.63	\$32,470	\$44,669	\$56,860	\$68,350	\$84,502
13-1081	Logisticians	#	#	\$51.91	\$107,983	4.76	\$48.08	\$50.15	\$53.62	\$57.09	\$59.17	\$99,999	\$104,308	\$111,527	\$118,745	\$123,076
13-1111	Management analysts	100	28.75	\$45.33	\$94,290	29.57	\$13.34	\$24.34	\$29.23	\$63.41	#	\$27,746	\$50,618	\$60,791	\$131,887	#
13-1121	Meeting, convention, and event planners	40	22.24	\$17.64	\$36,700	5.12	\$11.26	\$15.22	\$17.29	\$19.97	\$23.05	\$23,422	\$31,657	\$35,966	\$41,532	\$47,938
13-1131	Fundraisers	#	#	\$24.13	\$50,191	6.51	\$14.26	\$17.20	\$24.49	\$30.58	\$35.92	\$29,659	\$35,785	\$50,942	\$63,597	\$74,703
13-1151	Training and development specialists	50	28.92	\$27.58	\$57,367	14.5	\$13.27	\$14.95	\$24.74	\$39.75	\$46.48	\$27,607	\$31,089	\$51,458	\$82,678	\$96,688
13-1161	Market research analysts and marketing specialists	170	16.14	\$29.43	\$61,214	7.38	\$13.12	\$17.24	\$24.17	\$42.42	\$52.84	\$27,298	\$35,860	\$50,265	\$88,225	\$109,914
13-1199	Business operations specialists, all other	940	9.32	\$32.64	\$67,894	3.5	\$14.56	\$22.89	\$30.98	\$40.67	\$50.12	\$30,286	\$47,604	\$64,430	\$84,589	\$104,258
13-2011	Accountants and auditors	860	9.73	\$35.77	\$74,403	8.56	\$15.91	\$21.53	\$28.80	\$42.74	\$70.53	\$33,096	\$44,788	\$59,899	\$88,898	\$146,700
13-2021	Appraisers and assessors of real estate	100	31.82	\$25.68	\$53,416	9.58	\$16.41	\$19.88	\$25.06	\$29.02	\$41.06	\$34,128	\$41,356	\$52,119	\$60,363	\$85,406
13-2031	Budget analysts	20	0	\$29.57	\$61,509	1.86	\$20.90	\$24.24	\$29.10	\$31.03	\$36.36	\$43,477	\$50,422	\$60,524	\$64,541	\$75,620
13-2052	Personal financial advisors	70	37.66	#	#	#	#	#	#	#	#	#	#	#	#	#
13-2072	Loan officers	120	18.54	\$31.49	\$65,491	10.73	\$14.12	\$17.60	\$24.79	\$42.53	\$49.61	\$29,378	\$36,613	\$51,554	\$88,462	\$103,183
13-2082	Tax preparers	#	#	\$14.15	\$29,431	4.82	\$8.79	\$9.63	\$11.60	\$19.13	\$21.82	\$18,279	\$20,021	\$24,136	\$39,789	\$45,378
13-2099	Financial specialists, all other	20	22.17	\$28.22	\$58,745	3.84	\$18.22	\$22.22	\$27.24	\$32.22	\$33.22	\$44,227	\$49,222	\$57,222	\$67,222	\$84,222

# Data unavailable

Occupational Code	Occupational Title	Employment Estimate	Employment Percentage Relative Standard Error	Average Hourly Wage	Average Annual Wage	Wage Percentage Relative Standard Error	10th Percentile (Hourly)	25th Percentile (Hourly)	50th Percentile (Hourly)	75th Percentile (Hourly)	90th Percentile (Hourly)	10th Percentile (Annual)	25th Percentile (Annual)	50th Percentile (Annual)	75th Percentile (Annual)	90th Percentile (Annual)
<b>15-0000</b>	<b>Computer and mathematical</b>	<b>770</b>	<b>7.87</b>	<b>\$32.80</b>	<b>\$68,222</b>	<b>4.65</b>	<b>\$16.98</b>	<b>\$22.51</b>	<b>\$29.16</b>	<b>\$39.13</b>	<b>\$54.47</b>	<b>\$35,317</b>	<b>\$46,831</b>	<b>\$60,660</b>	<b>\$81,398</b>	<b>\$113,287</b>
15-1121	Computer systems analysts	90	7.6	\$41.41	\$86,129	9.74	\$24.93	\$29.58	\$40.93	\$52.51	\$59.60	\$51,850	\$61,534	\$85,145	\$109,224	\$123,971
15-1131	Computer programmers	30	7.9	\$38.09	\$79,233	7.71	\$22.74	\$28.14	\$33.92	\$39.83	\$75.92	\$47,307	\$58,538	\$70,550	\$82,843	\$157,922
15-1132	Software developers, applications	110	27.68	\$41.43	\$86,171	10.14	\$25.09	\$27.49	\$33.85	\$46.55	\$68.54	\$52,181	\$57,177	\$70,411	\$96,814	\$142,569
15-1134	Web developers	#	#	\$19.38	\$40,305	7.02	\$14.73	\$15.97	\$17.67	\$20.24	\$27.66	\$30,645	\$33,220	\$36,745	\$42,104	\$57,541
15-1141	Database administrators	40	21.37	\$39.52	\$82,195	15.28	\$25.60	\$27.69	\$34.28	\$53.95	\$59.74	\$53,246	\$57,594	\$71,304	\$112,212	\$124,257
15-1142	Network and computer systems administrators	120	10.87	\$32.52	\$67,641	4.44	\$19.71	\$24.77	\$31.30	\$37.53	\$47.84	\$41,000	\$51,516	\$65,097	\$78,070	\$99,515
15-1143	Computer network architects	#	#	\$30.95	\$64,382	9.53	\$24.84	\$26.12	\$28.26	\$31.96	\$45.02	\$51,676	\$54,336	\$58,771	\$66,472	\$93,641
15-1151	Computer user support specialists	160	10.28	\$24.24	\$50,426	3.86	\$12.79	\$18.15	\$23.19	\$28.48	\$34.17	\$26,594	\$37,745	\$48,240	\$59,231	\$71,078
15-1152	Computer network support specialists	70	43.54	\$32.65	\$67,922	18.34	\$16.73	\$19.36	\$27.53	\$45.99	\$55.51	\$34,795	\$40,277	\$57,257	\$95,655	\$115,453
15-1199	Computer occupations, all other	70	17.88	\$33.04	\$68,730	2.57	\$18.56	\$26.50	\$31.80	\$37.83	\$50.82	\$38,613	\$55,120	\$66,140	\$83,688	\$105,713
<b>17-0000</b>	<b>Architecture and engineering</b>	<b>770</b>	<b>4.76</b>	<b>\$34.44</b>	<b>\$71,627</b>	<b>3.76</b>	<b>\$16.36</b>	<b>\$23.57</b>	<b>\$32.39</b>	<b>\$42.90</b>	<b>\$53.35</b>	<b>\$34,030</b>	<b>\$49,017</b>	<b>\$67,374</b>	<b>\$89,223</b>	<b>\$110,964</b>
17-1011	Architects, except landscape and naval	40	24.39	\$23.60	\$49,080	15.25	\$13.26	\$14.96	\$18.87	\$33.06	\$37.36	\$27,582	\$31,113	\$39,252	\$68,762	\$77,714
17-1021	Cartographers and photogrammetrists	20	38.11	\$28.03	\$58,295	2.82	\$19.98	\$21.54	\$25.70	\$34.47	\$40.66	\$41,551	\$44,797	\$53,448	\$71,692	\$84,563
17-1022	Surveyors	90	19.96	\$22.89	\$47,614	7.16	\$12.54	\$14.62	\$21.31	\$28.93	\$40.10	\$26,085	\$30,406	\$44,329	\$60,181	\$83,408
17-2051	Civil engineers	140	18.51	\$37.83	\$78,695	3.47	\$23.42	\$31.18	\$36.97	\$44.66	\$52.89	\$48,710	\$64,846	\$76,895	\$92,892	\$110,012
17-2071	Electrical engineers	20	6.17	\$44.60	\$92,759	4.15	\$33.78	\$37.49	\$45.48	\$52.16	\$56.32	\$70,266	\$77,986	\$94,593	\$108,494	\$117,137
17-2072	Electronics engineers, except computer	30	32.97	\$40.99	\$85,269	12.02	\$21.82	\$32.05	\$37.85	\$47.51	\$70.77	\$45,393	\$66,666	\$78,738	\$98,812	\$147,203
17-2081	Environmental engineers	30	49.5	\$41.78	\$86,904	15.19	\$22.95	\$33.03	\$44.58	\$52.42	\$56.51	\$47,739	\$68,695	\$92,717	\$109,036	\$117,548
17-2112	Industrial engineers	40	46.96	#	#	#	#	#	#	#	#	#	#	#	#	#
17-2141	Mechanical engineers	#	#	\$35.32	\$73,473	4.22	\$25.01	\$27.81	\$33.71	\$41.81	\$50.20	\$52,023	\$57,852	\$70,115	\$86,956	\$104,410
17-2151	Mining and geological engineers, including mining safety engineers	20	0	\$47.86	\$99,553	1.9	\$37.50	\$41.08	\$45.61	\$53.04	\$61.24	\$78,010	\$85,444	\$94,865	\$110,315	\$127,371
17-2171	Petroleum engineers	30	34.09	\$73.73	\$153,361	12.39	\$41.01	\$45.57	\$52.32	\$95.07	#	\$85,294	\$94,791	\$108,832	\$197,752	#
17-3011	Architectural and civil drafters	40	39.3	\$25.28	\$52,576	5.47	\$19.86	\$21.79	\$24.49	\$28.55	\$33.38	\$41,299	\$45,329	\$50,934	\$59,389	\$69,433
17-3013	Mechanical drafters	20	36.63	\$36.19	\$75,271	10.96	\$17.89	\$27.53	\$40.34	\$45.43	\$48.48	\$37,207	\$57,272	\$83,908	\$94,492	\$100,843
17-3022	Civil engineering technicians	40	21.67	\$22.73	\$47,287	5.46	\$15.12	\$17.13	\$22.63	\$28.12	\$33.53	\$31,458	\$35,630	\$47,077	\$58,497	\$69,747
17-3023	Electrical and electronics engineering technicians	20	14.91	\$35.17	\$73,149	2.15	\$30.86	\$31.58	\$33.91	\$37.37	\$43.75	\$64,182	\$65,678	\$70,527	\$77,735	\$91,005
17-3029	Engineering technicians, except drafters, all other	50	26.94	\$31.93	\$66,409	2.05	\$25.34	\$27.09	\$31.91	\$36.10	\$38.07	\$52,706	\$56,354	\$66,365	\$75,084	\$79,179
17-3031	Surveying and mapping technicians	50	19.3	\$21.74	\$45,227	11.28	\$10.37	\$15.04	\$20.45	\$26.69	\$39.60	\$21,570	\$31,275	\$42,527	\$55,513	\$82,359
<b>19-0000</b>	<b>Life, physical, and social science</b>	<b>1,190</b>	<b>4.24</b>	<b>\$27.45</b>	<b>\$57,101</b>	<b>1.96</b>	<b>\$13.73</b>	<b>\$17.11</b>	<b>\$25.80</b>	<b>\$34.05</b>	<b>\$43.24</b>	<b>\$28,554</b>	<b>\$35,598</b>	<b>\$53,659</b>	<b>\$70,814</b>	<b>\$89,931</b>
19-1029	Biological scientists, all other	90	11.13	\$29.04	\$60,404	2.15	\$16.08	\$25.59	\$30.26	\$33.79	\$37.12	\$33,448	\$53,236	\$62,940	\$70,283	\$77,218
19-1031	Conservation scientists	60	2.96	\$31.68	\$65,896	1.29	\$23.27	\$27.14	\$32.84	\$36.60	\$37.73	\$48,405	\$56,460	\$68,317	\$76,128	\$78,480
19-1032	Foresters	30	6.84	\$30.18	\$62,766	1.92	\$24.05	\$27.15	\$30.25	\$33.78	\$35.67	\$50,021	\$56,469	\$62,929	\$70,270	\$74,194
19-2031	Chemists	30	44.05	\$32.29	\$67,168	6.81	\$20.88	\$24.60	\$29.68	\$37.76	\$45.98	\$43,437	\$51,177	\$61,743	\$78,550	\$95,631
19-2041	Environmental scientists and specialists, including health	50	35.78	\$40.21	\$83,635	12.98	\$17.37	\$20.77	\$35.63	\$46.98	\$58.49	\$36,120	\$43,205	\$74,107	\$97,717	\$121,662
19-2042	Geoscientists, except hydrologists and geographers	70	29.08	\$43.03	\$89,502	10.14	\$25.68	\$31.18	\$38.52	\$57.10	\$63.01	\$53,410	\$64,863	\$80,118	\$118,769	\$131,057
19-2043	Hydrologists	10	0	\$36.35	\$75,608	2.23	\$29.09	\$30.97	\$34.25	\$42.75	\$43.88	\$60,511	\$64,428	\$71,250	\$88,920	\$91,268
19-3031	Clinical, counseling, and school psychologists	70	14.6	\$41.89	\$87,132	6.64	\$28.86	\$37.75	\$41.27	\$46.23	\$49.46	\$60,031	\$78,528	\$85,843	\$96,158	\$102,885
19-3039	Psychologists, all other	10	0	\$42.87	\$89,165	3.74	\$40.12	\$41.46	\$43.88	\$44.15	\$45.48	\$83,456	\$86,245	\$91,265	\$91,830	\$94,595
19-3051	Urban and regional planners	30	3.94	\$28.53	\$59,343	2.2	\$19.97	\$22.55	\$27.78	\$34.14	\$38.44	\$41,533	\$46,904	\$57,785	\$71,016	\$79,959
19-4021	Biological technicians	70	0.67	\$19.47	\$40,502	1.68	\$15.35	\$15.36	\$17.12	\$21.18	\$26.48	\$31,929	\$31,941	\$35,608	\$44,047	\$55,070
19-4031	Chemical technicians	20	17.52	\$22.01	\$45,777	11.98	\$14.94	\$16.71	\$21.25	\$27.74	\$29.96	\$31,068	\$34,751	\$44,207	\$57,704	\$62,319
19-4091	Environmental science and protection technicians, including health	#	#	\$25.78	\$53,615	4.73	\$19.02	\$20.19	\$24.71	\$30.02	\$34.96	\$39,562	\$41,999	\$51,392	\$62,434	\$72,708
19-4093	Forest and conservation technicians	330	3.33	\$17.00	\$35,350	1.09	\$12.23	\$13.73	\$15.36	\$19.02	\$24.10	\$25,437	\$28,549	\$31,939	\$39,564	\$50,119
19-4099	Life, physical, and social science technicians, all other	30	16.22	\$20.77	\$43,203	3.23	\$15.73	\$18.94	\$19.03	\$24.66	\$28.15	\$32,711	\$39,399	\$39,575	\$51,301	\$58,561
<b>21-0000</b>	<b>Community and social services</b>	<b>1,460</b>	<b>8.57</b>	<b>\$22.51</b>	<b>\$46,826</b>	<b>2.5</b>	<b>\$13.86</b>	<b>\$16.87</b>	<b>\$21.90</b>	<b>\$28.06</b>	<b>\$33.28</b>	<b>\$28,824</b>	<b>\$35,089</b>	<b>\$45,546</b>	<b>\$58,368</b>	<b>\$69,219</b>
21-1011	Substance abuse and behavioral disorder counselors	150	23.4	\$21.35	\$44,411	3.88	\$13.17	\$15.78	\$19.52	\$27.63	\$32.56	\$27,397	\$32,827	\$40,601	\$57,462	\$67,730
21-1012	Educational, guidance, school, and vocational counselors	170	1.9	\$21.85	\$45,438	2.44	\$15.82	\$17.51	\$20.90	\$25.92	\$30.45	\$32,914	\$36,426	\$43,481	\$53,922	\$63,327
21-1013	Marriage and family therapists	30	49.35	\$26.66	\$55,459	10.78	\$16.52	\$18.52	\$29.31	\$33.44	\$35.83	\$34,356	\$38,516	\$60,963	\$69,559	\$74,519

# Data unavailable

Occupational Code	Occupational Title	Employment Estimate	Employment Percentage Relative Standard Error	Average Hourly Wage	Average Annual Wage	Wage Percentage Relative Standard Error	10th Percentile (Hourly)	25th Percentile (Hourly)	50th Percentile (Hourly)	75th Percentile (Hourly)	90th Percentile (Hourly)	10th Percentile (Annual)	25th Percentile (Annual)	50th Percentile (Annual)	75th Percentile (Annual)	90th Percentile (Annual)
21-1014	Mental health counselors	150	10.69	\$24.18	\$50,297	3.01	\$14.34	\$19.78	\$27.16	\$28.07	\$30.47	\$29,817	\$41,135	\$56,499	\$58,382	\$63,368
21-1015	Rehabilitation counselors	20	40.26	\$23.37	\$48,617	3.03	\$15.94	\$18.75	\$22.73	\$27.18	\$34.57	\$33,159	\$39,005	\$47,282	\$56,540	\$71,907
21-1019	Counselors, all other	#	#	\$24.07	\$50,056	4	\$13.28	\$24.22	\$25.92	\$28.15	\$29.49	\$27,620	\$50,384	\$53,921	\$58,556	\$61,336
21-1021	Child, family, and school social workers	210	14.44	\$22.18	\$46,144	5.65	\$15.48	\$17.14	\$20.63	\$26.47	\$32.70	\$32,194	\$35,649	\$42,906	\$55,065	\$68,006
21-1022	Healthcare social workers	60	10.23	\$23.30	\$48,469	4.38	\$15.79	\$17.33	\$21.83	\$30.24	\$35.26	\$32,845	\$36,041	\$45,410	\$62,910	\$73,331
21-1023	Mental health and substance abuse social workers	40	20.34	\$20.07	\$41,744	6.23	\$12.38	\$15.50	\$18.56	\$25.62	\$29.54	\$25,747	\$32,238	\$38,607	\$53,297	\$61,439
21-1029	Social workers, all other	40	21.25	\$19.41	\$40,371	2.14	\$14.47	\$16.01	\$18.08	\$22.43	\$27.91	\$30,090	\$33,292	\$37,610	\$46,649	\$58,050
21-1091	Health educators	#	#	\$21.06	\$43,805	3.87	\$13.40	\$16.52	\$20.97	\$25.78	\$29.25	\$27,869	\$34,358	\$43,608	\$53,615	\$60,841
21-1092	Probation officers and correctional treatment specialists	210	28.59	\$28.82	\$59,947	1.9	\$22.25	\$23.88	\$28.08	\$33.39	\$36.81	\$46,276	\$49,666	\$58,410	\$69,446	\$76,557
21-1093	Social and human service assistants	120	16.51	\$14.82	\$30,818	3.56	\$9.27	\$12.29	\$15.13	\$17.43	\$18.81	\$19,273	\$25,572	\$31,466	\$36,254	\$39,115
21-1094	Community health workers	20	16.99	\$16.88	\$35,108	3.33	\$12.25	\$13.38	\$15.21	\$19.07	\$23.10	\$25,471	\$27,825	\$31,637	\$39,671	\$48,050
21-1099	Community and social service specialists, all other	130	17.74	\$21.38	\$44,477	2.75	\$13.34	\$15.61	\$20.12	\$24.39	\$32.02	\$27,746	\$32,473	\$41,848	\$50,730	\$66,611
<b>23-0000</b>	<b>Legal</b>	<b>500</b>	<b>12.71</b>	<b>\$40.55</b>	<b>\$84,336</b>	<b>9.68</b>	<b>\$16.99</b>	<b>\$23.70</b>	<b>\$31.30</b>	<b>\$49.37</b>	<b>\$70.62</b>	<b>\$35,329</b>	<b>\$49,296</b>	<b>\$65,100</b>	<b>\$102,700</b>	<b>\$146,886</b>
23-1011	Lawyers	230	13.19	\$52.19	\$108,554	11.87	\$27.55	\$30.51	\$41.82	\$63.32	#	\$57,314	\$63,463	\$86,988	\$131,704	#
23-1023	Judges, magistrate judges, and magistrates	60	32.21	\$45.87	\$95,411	2.57	\$11.93	\$13.47	\$60.43	\$67.58	\$70.62	\$24,806	\$28,023	\$125,694	\$140,566	\$146,882
23-2011	Paralegals and legal assistants	120	36.98	\$23.93	\$49,777	7.96	\$16.28	\$18.85	\$22.54	\$29.61	\$35.08	\$33,862	\$39,201	\$46,884	\$61,587	\$72,959
23-2093	Title examiners, abstractors, and searchers	30	35.47	\$24.48	\$50,928	2.99	\$18.83	\$21.13	\$25.34	\$27.93	\$29.72	\$39,163	\$43,942	\$52,701	\$58,093	\$61,820
23-2099	Legal support workers, all other	40	12.69	\$29.12	\$60,570	11.48	\$14.16	\$22.97	\$26.96	\$37.09	\$44.07	\$29,457	\$47,782	\$56,071	\$77,152	\$91,676
<b>25-0000</b>	<b>Education, training, and library</b>	<b>5,840</b>	<b>2.45</b>	<b>\$20.20</b>	<b>\$42,015</b>	<b>2.05</b>	<b>\$10.86</b>	<b>\$14.41</b>	<b>\$19.12</b>	<b>\$24.49</b>	<b>\$30.09</b>	<b>\$22,587</b>	<b>\$29,968</b>	<b>\$39,770</b>	<b>\$50,937</b>	<b>\$62,592</b>
25-1011	Business teachers, postsecondary	40	17.56	#	\$76,627	3.15	#	#	#	#	#	\$30,353	\$48,390	\$83,466	\$94,959	\$112,942
25-1022	Mathematical science teachers, postsecondary	20	14.06	#	\$63,720	10.15	#	#	#	#	#	\$29,494	\$43,305	\$54,405	\$67,836	\$93,231
25-1042	Biological science teachers, postsecondary	40	14.24	#	\$64,812	2.89	#	#	#	#	#	\$41,871	\$49,061	\$59,366	\$75,591	\$96,941
25-1081	Education teachers, postsecondary	20	0	#	\$64,834	1.89	#	#	#	#	#	\$39,140	\$48,975	\$58,235	\$75,069	\$107,779
25-1123	English language and literature teachers, postsecondary	50	7.34	#	\$58,274	4.29	#	#	#	#	#	\$29,700	\$38,699	\$54,072	\$65,503	\$103,998
25-1125	History teachers, postsecondary	20	26.53	#	\$66,659	4.5	#	#	#	#	#	\$53,042	\$57,617	\$65,747	\$75,243	\$84,380
25-1199	Postsecondary teachers, all other	80	0	#	\$40,072	2.85	#	#	#	#	#	\$29,946	\$33,742	\$38,071	\$44,227	\$48,715
25-2011	Preschool teachers, except special education	390	18.31	\$14.76	\$30,702	6.63	\$9.44	\$10.98	\$13.59	\$19.14	\$22.11	\$19,631	\$22,835	\$28,267	\$39,820	\$45,990
25-2012	Kindergarten teachers, except special education	180	3.5	#	\$42,119	2.16	#	#	#	#	#	\$31,860	\$35,249	\$41,273	\$48,602	\$56,678
25-2021	Elementary school teachers, except special education	1,190	5.43	#	\$44,066	2.16	#	#	#	#	#	\$31,150	\$35,974	\$43,540	\$51,322	\$59,780
25-2022	Middle school teachers, except special and career/technical educa	600	2.52	#	\$44,240	2.32	#	#	#	#	#	\$32,645	\$36,492	\$43,399	\$51,283	\$59,378
25-2031	Secondary school teachers, except special and career/technical ed	740	2.93	#	\$44,379	2.63	#	#	#	#	#	\$30,747	\$35,972	\$43,652	\$51,437	\$60,767
25-2032	Career/technical education teachers, secondary school	50	5.1	#	\$45,315	2.07	#	#	#	#	#	\$32,898	\$38,391	\$44,321	\$49,802	\$61,634
25-2051	Special education teachers, preschool	50	12.87	#	\$48,456	7.9	#	#	#	#	#	\$22,458	\$32,603	\$44,774	\$59,663	\$79,918
25-2052	Special education teachers, kindergarten and elementary school	170	12.72	#	\$48,032	3.43	#	#	#	#	#	\$33,344	\$36,618	\$43,022	\$52,298	\$70,256
25-2053	Special education teachers, middle school	90	2.76	#	\$49,445	2.66	#	#	#	#	#	\$33,758	\$38,460	\$45,481	\$56,432	\$73,642
25-2054	Special education teachers, secondary school	100	0.83	#	\$48,309	2.28	#	#	#	#	#	\$33,588	\$37,924	\$45,315	\$54,194	\$62,139
25-3011	Adult basic and secondary education and literacy teachers and ins	60	33.39	\$18.83	\$39,168	3.67	\$15.66	\$16.49	\$17.87	\$19.81	\$24.12	\$32,578	\$34,301	\$37,173	\$41,208	\$50,170
25-3021	Self-enrichment education teachers	200	30.84	\$23.25	\$48,369	14.7	\$10.39	\$13.36	\$23.69	\$30.46	\$36.28	\$21,611	\$27,779	\$49,283	\$63,366	\$75,455
25-3097	Teachers and instructors, all other, except substitute teachers	70	29.99	#	\$45,632	17.88	#	#	#	#	#	\$18,207	\$21,347	\$44,732	\$66,368	\$76,134
25-3098	Substitute teachers	#	#	\$13.76	\$28,629	10.28	\$8.82	\$12.38	\$14.04	\$16.20	\$17.96	\$18,344	\$25,740	\$29,208	\$33,699	\$37,360
25-4012	Curators	#	#	\$27.48	\$57,163	11.4	\$13.71	\$18.91	\$32.56	\$35.93	\$37.32	\$28,510	\$39,324	\$67,732	\$74,729	\$77,629
25-4013	Museum technicians and conservators	70	44.16	\$12.77	\$26,566	20.51	\$9.93	\$10.39	\$11.17	\$14.87	\$18.80	\$20,646	\$21,619	\$23,241	\$30,929	\$39,111
25-4021	Librarians	120	16.99	\$28.57	\$59,419	6.17	\$12.90	\$19.36	\$27.63	\$38.30	\$45.46	\$26,836	\$40,278	\$57,476	\$79,671	\$94,561
25-4031	Library technicians	190	23.93	\$13.63	\$28,359	2.26	\$9.08	\$10.73	\$13.32	\$16.27	\$18.62	\$18,889	\$22,324	\$27,712	\$33,845	\$38,732
25-9031	Instructional coordinators	80	15.75	\$32.94	\$68,509	3.39	\$18.44	\$27.57	\$33.40	\$38.43	\$45.64	\$38,359	\$57,344	\$69,468	\$79,941	\$94,934
25-9041	Teacher assistants	860	2.67	#	\$25,688	1.98	#	#	#	#	#	\$19,778	\$21,500	\$24,347	\$29,037	\$34,011

# Data unavailable

Occupational Code	Occupational Title	Employment Estimate	Employment Percentage Relative Standard Error	Average Hourly Wage	Average Annual Wage	Wage Percentage Relative Standard Error	10th Percentile (Hourly)	25th Percentile (Hourly)	50th Percentile (Hourly)	75th Percentile (Hourly)	90th Percentile (Hourly)	10th Percentile (Annual)	25th Percentile (Annual)	50th Percentile (Annual)	75th Percentile (Annual)	90th Percentile (Annual)
25-9099	Education, training, and library workers, all other	40	29.63	\$16.00	\$33,285	12.17	\$8.54	\$9.01	\$12.05	\$24.60	\$28.94	\$17,768	\$18,742	\$25,057	\$51,169	\$60,188
<b>27-0000</b>	<b>Arts, design, entertainment, sports, and media</b>	<b>1,220</b>	<b>6.86</b>	<b>\$19.64</b>	<b>\$40,852</b>	<b>6.7</b>	<b>\$8.85</b>	<b>\$10.27</b>	<b>\$15.70</b>	<b>\$23.87</b>	<b>\$32.47</b>	<b>\$18,416</b>	<b>\$21,353</b>	<b>\$32,646</b>	<b>\$49,642</b>	<b>\$67,532</b>
27-1021	Commercial and industrial designers	#	#	\$16.82	\$34,993	16.82	\$12.45	\$13.00	\$13.91	\$14.83	\$29.31	\$25,896	\$27,037	\$28,941	\$30,844	\$60,966
27-1023	Floral designers	50	25.71	\$11.09	\$23,073	4.61	\$8.60	\$9.16	\$10.51	\$12.60	\$14.79	\$17,890	\$19,047	\$21,851	\$26,213	\$30,770
27-1024	Graphic designers	90	35.26	\$24.06	\$50,042	8.21	\$14.66	\$17.34	\$22.91	\$31.40	\$35.85	\$30,487	\$36,064	\$47,657	\$65,309	\$74,563
27-1025	Interior designers	80	40.07	\$26.22	\$54,531	14.12	\$16.16	\$17.84	\$25.08	\$28.55	\$43.61	\$33,606	\$37,104	\$52,165	\$59,375	\$90,719
27-1026	Merchandise displays and window trimmers	#	#	\$13.41	\$27,895	11.81	\$8.50	\$8.89	\$9.89	\$15.57	\$26.71	\$17,671	\$18,499	\$20,564	\$32,376	\$55,552
27-2012	Producers and directors	20	47.77	\$26.14	\$54,370	10.07	\$14.38	\$19.28	\$26.25	\$30.57	\$41.47	\$29,908	\$40,107	\$54,593	\$63,585	\$86,256
27-2022	Coaches and scouts	390	13.8	#	\$28,473	5.65	#	#	#	#	#	\$17,769	\$18,745	\$21,569	\$37,267	\$49,121
27-2023	Umpires, referees, and other sports officials	110	24.49	#	\$36,535	2.58	#	#	#	#	#	\$19,560	\$25,845	\$32,396	\$43,321	\$65,699
27-3011	Radio and television announcers	30	41.69	\$17.06	\$35,476	12.06	\$10.68	\$13.68	\$17.69	\$20.99	\$22.96	\$22,224	\$28,459	\$36,794	\$43,662	\$47,758
27-3022	Reporters and correspondents	#	#	\$14.43	\$30,007	4.31	\$10.58	\$11.95	\$13.73	\$16.55	\$20.14	\$22,003	\$24,853	\$28,562	\$34,434	\$41,887
27-3031	Public relations specialists	110	18.02	\$26.12	\$54,327	11.55	\$9.38	\$16.24	\$24.71	\$38.25	\$45.91	\$19,501	\$33,783	\$51,398	\$79,554	\$95,484
27-3041	Editors	#	#	\$15.47	\$32,175	8.09	\$11.64	\$13.00	\$14.64	\$17.37	\$20.50	\$24,211	\$27,030	\$30,444	\$36,131	\$42,649
27-3043	Writers and authors	10	34.75	#	#	#	#	#	#	#	#	#	#	#	#	#
27-3091	Interpreters and translators	10	7.49	\$29.94	\$62,273	3.4	\$18.42	\$25.12	\$29.68	\$35.66	\$42.74	\$38,311	\$52,246	\$61,738	\$74,179	\$88,907
27-4012	Broadcast technicians	#	#	\$9.21	\$19,164	3.87	\$8.37	\$8.58	\$8.92	\$9.27	\$10.91	\$17,406	\$17,839	\$18,559	\$19,291	\$22,684
27-4021	Photographers	50	18.86	\$20.32	\$42,267	16.82	\$9.01	\$11.56	\$14.95	\$28.24	\$36.11	\$18,738	\$24,036	\$31,105	\$58,741	\$75,114
<b>29-0000</b>	<b>Healthcare practitioners and technical</b>	<b>4,660</b>	<b>6.42</b>	<b>\$33.14</b>	<b>\$68,922</b>	<b>3.42</b>	<b>\$12.48</b>	<b>\$19.93</b>	<b>\$28.49</b>	<b>\$37.68</b>	<b>\$55.71</b>	<b>\$25,950</b>	<b>\$41,452</b>	<b>\$59,263</b>	<b>\$78,370</b>	<b>\$115,867</b>
29-1021	Dentists, general	#	#	\$75.03	\$156,064	12.02	\$53.27	\$63.44	\$80.97	\$91.46	\$97.82	\$110,792	\$131,965	\$168,411	\$190,230	\$203,456
29-1031	Dietitians and nutritionists	30	23.49	\$25.85	\$53,776	5.83	\$15.58	\$19.99	\$25.76	\$31.69	\$36.64	\$32,410	\$41,583	\$53,582	\$65,918	\$76,213
29-1041	Optometrists	40	25.35	\$75.88	\$157,841	28.09	\$21.00	\$42.78	\$55.22	#	#	\$43,673	\$88,981	\$114,848	#	#
29-1051	Pharmacists	120	11.99	\$57.09	\$118,740	3.86	\$48.43	\$53.03	\$59.33	\$66.79	\$72.55	\$100,727	\$110,296	\$123,413	\$138,916	\$150,906
29-1062	Family and general practitioners	130	33.79	\$70.46	\$146,566	10.89	\$26.41	\$29.65	\$71.07	\$89.24	#	\$54,927	\$61,677	\$147,824	\$185,612	#
29-1065	Pediatricians, general	#	#	\$68.31	\$142,094	3.79	\$60.59	\$65.68	\$70.57	\$75.45	\$78.38	\$126,022	\$136,617	\$146,775	\$156,934	\$163,030
29-1069	Physicians and surgeons, all other	70	36.34	\$118.08	\$245,599	12.34	\$67.17	\$85.35	#	#	#	\$139,712	\$177,523	#	#	#
29-1071	Physician assistants	80	21	\$40.10	\$83,417	4.88	\$27.45	\$32.67	\$40.12	\$48.24	\$55.99	\$57,087	\$67,955	\$83,459	\$100,349	\$116,466
29-1122	Occupational therapists	80	14.72	\$36.41	\$75,742	4.42	\$17.65	\$31.44	\$38.36	\$44.97	\$49.38	\$36,705	\$65,397	\$79,784	\$93,544	\$102,715
29-1123	Physical therapists	170	17.36	\$35.37	\$73,560	4.08	\$26.46	\$30.07	\$34.82	\$40.65	\$46.54	\$55,035	\$62,540	\$72,416	\$84,548	\$96,810
29-1126	Respiratory therapists	60	17.99	\$27.68	\$57,583	1.81	\$21.68	\$24.85	\$27.63	\$30.46	\$35.02	\$45,090	\$51,692	\$57,479	\$63,356	\$72,835
29-1127	Speech-language pathologists	100	6.05	\$38.61	\$80,306	3.07	\$23.70	\$31.19	\$39.52	\$47.77	\$54.72	\$49,299	\$64,880	\$82,211	\$99,362	\$113,817
29-1129	Therapists, all other	10	33.38	\$26.17	\$54,432	5.25	\$20.54	\$22.72	\$26.05	\$29.19	\$33.35	\$42,719	\$47,250	\$54,188	\$60,706	\$69,359
29-1131	Veterinarians	80	17.57	\$38.19	\$79,433	10.91	\$17.58	\$30.67	\$39.37	\$46.92	\$56.74	\$36,562	\$63,788	\$81,898	\$97,603	\$118,028
29-1141	Registered nurses	1,590	7.99	\$30.71	\$63,886	2.21	\$21.84	\$25.67	\$29.68	\$35.00	\$39.66	\$45,427	\$53,401	\$61,733	\$72,810	\$82,486
29-1151	Nurse anesthetists	20	16.96	\$119.87	\$249,328	9.71	\$82.50	\$91.97	#	#	#	\$171,600	\$191,291	#	#	#
29-1171	Nurse practitioners	100	25.13	\$41.97	\$87,296	2.52	\$33.38	\$37.26	\$42.13	\$46.66	\$51.80	\$69,432	\$77,508	\$87,632	\$97,046	\$107,738
29-1199	Health diagnosing and treating practitioners, all other	#	#	\$24.27	\$50,489	3.69	\$20.13	\$21.57	\$23.98	\$27.18	\$29.09	\$41,879	\$44,867	\$49,888	\$56,527	\$60,511
29-2011	Medical and clinical laboratory technologists	#	#	\$30.71	\$63,881	5.3	\$22.86	\$26.49	\$30.36	\$36.60	\$42.59	\$47,545	\$55,098	\$63,141	\$76,133	\$88,596
29-2012	Medical and clinical laboratory technicians	40	25.53	\$19.44	\$40,445	5.28	\$12.63	\$14.19	\$18.80	\$23.89	\$28.38	\$26,269	\$29,524	\$39,094	\$49,692	\$59,027
29-2021	Dental hygienists	110	24.06	\$35.16	\$73,133	7.82	\$26.84	\$30.27	\$35.50	\$40.72	\$44.75	\$55,820	\$62,965	\$73,850	\$84,705	\$93,084
29-2032	Diagnostic medical sonographers	30	25.4	\$32.53	\$67,666	9.12	\$13.81	\$29.17	\$34.69	\$39.50	\$44.80	\$28,732	\$60,665	\$72,146	\$82,157	\$93,174
29-2033	Nuclear medicine technologists	10	21.12	\$37.23	\$77,444	3.31	\$28.14	\$32.32	\$38.26	\$43.20	\$46.22	\$58,527	\$67,235	\$79,573	\$89,849	\$96,139
29-2034	Radiologic technologists and technicians	120	16.5	\$27.32	\$56,824	2.6	\$19.77	\$22.66	\$26.61	\$30.69	\$36.54	\$41,113	\$47,131	\$55,344	\$63,843	\$75,998
29-2035	Magnetic resonance imaging technologists	10	16.65	\$36.29	\$75,474	2.56	\$30.67	\$32.78	\$36.18	\$40.26	\$45.08	\$63,793	\$68,180	\$75,261	\$83,745	\$93,763
29-2041	Emergency medical technicians and paramedics	440	25.6	\$12.87	\$26,772	6.13	\$8.44	\$8.75	\$9.33	\$16.04	\$21.49	\$17,547	\$18,190	\$19,396	\$33,373	\$44,699
29-2051	Dietetic technicians	10	29.31	\$15.15	\$31,519	4.37	\$11.60	\$13.55	\$15.66	\$17.28	\$18.26	\$24,125	\$28,181	\$32,583	\$35,952	\$37,973
29-2052	Pharmacy technicians	150	12.22	\$16.17	\$33,644	2.62	\$12.04	\$13.90	\$16.32	\$18.36	\$20.97	\$25,035	\$28,922	\$33,947	\$38,194	\$43,610
29-2055	Surgical technologists	20	17.54	\$22.84	\$47,505	3.89	\$16.76	\$19.37	\$22.75	\$26.57	\$29.27	\$34,856	\$40,288	\$47,310	\$55,275	\$60,880
29-2056	Veterinary technologists and technicians	130	12.77	\$12.07	\$25,115	4.89	\$9.34	\$10.20	\$11.45	\$13.42	\$14.98	\$19,428	\$21,222	\$23,824	\$27,910	\$31,153
29-2061	Licensed practical and licensed vocational nurses	200	12.69	\$20.14	\$41,884	2.91	\$14.08	\$17.35	\$20.69	\$23.11	\$26.00	\$29,294	\$36,086	\$43,029	\$48,074	\$54,070
29-2071	Medical records and health information technicians	70	8.2	\$17.23	\$35,844	4.51	\$12.16	\$13.51	\$16.27	\$19.75	\$23.91	\$25,293	\$28,102	\$33,834	\$41,084	\$49,732

# Data unavailable

Occupational Code	Occupational Title	Employment Estimate	Employment Percentage Relative Standard Error	Average Hourly Wage	Average Annual Wage	Wage Percentage Relative Standard Error	10th Percentile (Hourly)	25th Percentile (Hourly)	50th Percentile (Hourly)	75th Percentile (Hourly)	90th Percentile (Hourly)	10th Percentile (Annual)	25th Percentile (Annual)	50th Percentile (Annual)	75th Percentile (Annual)	90th Percentile (Annual)
29-2081	Opticians, dispensing	80	22.23	\$17.96	\$37,347	5.03	\$11.35	\$14.25	\$17.56	\$21.73	\$25.72	\$23,602	\$29,630	\$36,532	\$45,188	\$53,493
29-2099	Health technologists and technicians, all other	110	23.53	\$18.66	\$38,809	3.57	\$12.66	\$14.00	\$17.10	\$21.13	\$23.89	\$26,324	\$29,124	\$35,567	\$43,946	\$49,685
29-9011	Occupational health and safety specialists	70	11	\$34.67	\$72,124	2.64	\$19.35	\$25.99	\$35.57	\$42.55	\$48.27	\$40,257	\$54,064	\$73,981	\$88,497	\$100,406
29-9091	Athletic trainers	#	#	#	\$46,455	2.24	#	#	#	#	#	\$28,282	\$32,716	\$40,939	\$64,419	\$72,976
29-9099	Healthcare practitioners and technical workers, all other	20	0	\$14.71	\$30,597	2.89	\$9.96	\$10.73	\$12.04	\$14.36	\$21.97	\$20,708	\$22,316	\$25,042	\$29,868	\$45,700
<b>31-0000</b>	<b>Healthcare support</b>	<b>2,410</b>	<b>6.85</b>	<b>\$13.88</b>	<b>\$28,865</b>	<b>2.29</b>	<b>\$9.52</b>	<b>\$10.79</b>	<b>\$13.03</b>	<b>\$16.03</b>	<b>\$18.95</b>	<b>\$19,801</b>	<b>\$22,440</b>	<b>\$27,095</b>	<b>\$33,339</b>	<b>\$39,409</b>
31-1011	Home health aides	430	13.98	\$10.63	\$22,112	3.52	\$8.87	\$9.68	\$10.61	\$11.53	\$12.42	\$18,458	\$20,141	\$22,060	\$23,980	\$25,842
31-1014	Nursing assistants	850	12.34	\$12.76	\$26,548	2.23	\$9.58	\$10.61	\$12.32	\$14.33	\$16.80	\$19,934	\$22,075	\$25,632	\$29,805	\$34,949
31-2011	Occupational therapy assistants	30	26.55	\$20.33	\$42,294	10.64	\$12.85	\$14.51	\$19.78	\$25.07	\$29.08	\$26,736	\$30,179	\$41,136	\$52,154	\$60,494
31-2021	Physical therapist assistants	60	38.8	\$19.68	\$40,940	7.58	\$10.08	\$11.06	\$21.44	\$27.09	\$29.54	\$20,963	\$23,014	\$44,591	\$56,343	\$61,443
31-2022	Physical therapist aides	50	25.91	\$16.10	\$33,487	8.07	\$12.24	\$12.98	\$14.22	\$16.54	\$25.14	\$25,460	\$27,002	\$29,572	\$34,393	\$52,296
31-9011	Massage therapists	20	37.78	\$17.71	\$36,845	6.29	\$9.31	\$15.44	\$17.04	\$18.64	\$27.51	\$19,367	\$32,110	\$35,441	\$38,773	\$57,229
31-9091	Dental assistants	220	30.64	\$17.47	\$36,345	4.24	\$13.24	\$15.31	\$17.31	\$19.97	\$22.53	\$27,539	\$31,844	\$36,014	\$41,530	\$46,858
31-9092	Medical assistants	420	21.84	\$15.94	\$33,163	4.55	\$12.26	\$13.37	\$15.28	\$17.65	\$20.73	\$25,496	\$27,814	\$31,792	\$36,720	\$43,117
31-9094	Medical transcriptionists	10	43.49	\$20.71	\$43,078	7.46	\$16.23	\$17.91	\$20.63	\$23.30	\$26.02	\$33,752	\$37,245	\$42,918	\$48,472	\$54,127
31-9096	Veterinary assistants and laboratory animal caretakers	30	38.86	\$9.75	\$20,287	5.58	\$8.48	\$8.84	\$9.44	\$10.71	\$11.47	\$17,629	\$18,394	\$19,638	\$22,269	\$23,851
31-9097	Phlebotomists	30	23.31	\$16.65	\$34,631	6.1	\$12.42	\$14.00	\$16.54	\$19.32	\$22.13	\$25,843	\$29,112	\$34,408	\$40,194	\$46,030
31-9099	Healthcare support workers, all other	130	18.37	\$13.35	\$27,762	2.06	\$8.88	\$9.85	\$12.13	\$15.35	\$18.99	\$18,462	\$20,480	\$25,240	\$31,933	\$39,490
<b>33-0000</b>	<b>Protective service</b>	<b>4,080</b>	<b>2.48</b>	<b>\$22.37</b>	<b>\$46,523</b>	<b>2.42</b>	<b>\$12.72</b>	<b>\$18.76</b>	<b>\$20.79</b>	<b>\$26.83</b>	<b>\$31.90</b>	<b>\$26,460</b>	<b>\$39,019</b>	<b>\$43,239</b>	<b>\$55,808</b>	<b>\$66,362</b>
33-1011	First-line supervisors of correctional officers	190	0.31	\$31.79	\$66,126	2.79	\$25.39	\$28.65	\$32.61	\$34.34	\$37.01	\$52,806	\$59,584	\$67,834	\$71,429	\$76,984
33-1012	First-line supervisors of police and detectives	80	9.71	\$39.64	\$82,444	2.15	\$27.98	\$33.21	\$38.89	\$45.77	\$51.85	\$58,204	\$69,080	\$80,883	\$95,206	\$107,842
33-1021	First-line supervisors of fire fighting and prevention workers	70	47	\$27.62	\$57,450	12.11	\$8.80	\$21.96	\$31.68	\$35.28	\$38.26	\$18,300	\$45,667	\$65,900	\$73,374	\$79,581
33-1099	First-line supervisors of protective service workers, all other	50	18.57	\$25.58	\$53,207	7.03	\$17.09	\$21.10	\$25.28	\$31.29	\$34.63	\$35,548	\$43,893	\$52,577	\$65,084	\$72,027
33-2011	Firefighters	180	16.33	\$21.69	\$45,109	10.08	\$9.07	\$14.39	\$21.66	\$28.26	\$34.21	\$18,873	\$29,934	\$45,048	\$58,774	\$71,147
33-3012	Correctional officers and jailers	2,060	0.53	\$22.58	\$46,960	2.75	\$19.02	\$20.08	\$20.77	\$25.61	\$28.79	\$39,566	\$41,771	\$43,202	\$53,267	\$59,892
33-3021	Detectives and criminal investigators	90	5.08	\$32.91	\$68,444	3.37	\$21.80	\$24.85	\$29.34	\$37.80	\$54.85	\$45,349	\$51,679	\$61,027	\$78,630	\$114,081
33-3041	Parking enforcement workers	10	18.3	\$15.58	\$32,405	3.89	\$10.72	\$12.70	\$15.54	\$18.23	\$21.31	\$22,298	\$26,414	\$32,320	\$37,928	\$44,327
33-3051	Police and sheriff's patrol officers	530	5.3	\$25.23	\$52,482	1.47	\$17.50	\$20.62	\$24.51	\$29.50	\$34.13	\$36,397	\$42,884	\$50,985	\$61,360	\$70,982
33-9011	Animal control workers	30	20.79	\$16.58	\$34,486	4.26	\$11.09	\$15.18	\$16.84	\$18.50	\$21.41	\$23,060	\$31,568	\$35,026	\$38,484	\$44,541
33-9032	Security guards	190	22.65	\$15.69	\$32,627	2.78	\$10.73	\$12.72	\$15.38	\$17.91	\$21.17	\$22,313	\$26,465	\$31,991	\$37,259	\$44,032
33-9091	Crossing guards	#	#	\$13.15	\$27,347	14.39	\$8.86	\$10.01	\$13.16	\$16.23	\$18.00	\$18,435	\$20,812	\$27,368	\$33,750	\$37,434
33-9092	Lifeguards, ski patrol, and other recreational protective service workers	280	6.83	#	#	#	#	#	#	#	#	#	#	#	#	#
33-9093	Transportation security screeners	50	0	\$18.79	\$39,075	2.18	\$16.51	\$17.23	\$17.39	\$19.86	\$21.67	\$34,337	\$35,836	\$36,179	\$41,304	\$45,072
33-9099	Protective service workers, all other	160	2.17	\$16.32	\$33,940	2.56	\$10.79	\$15.35	\$15.36	\$18.91	\$23.27	\$22,445	\$31,928	\$31,940	\$39,339	\$48,411
<b>35-0000</b>	<b>Food preparation and serving-related</b>	<b>11,260</b>	<b>5.95</b>	<b>\$11.22</b>	<b>\$23,334</b>	<b>2.51</b>	<b>\$8.46</b>	<b>\$8.81</b>	<b>\$9.43</b>	<b>\$11.72</b>	<b>\$16.43</b>	<b>\$17,598</b>	<b>\$18,318</b>	<b>\$19,618</b>	<b>\$24,378</b>	<b>\$34,172</b>
35-1011	Chefs and head cooks	70	21.38	\$27.40	\$56,996	7.83	\$17.00	\$24.44	\$28.50	\$30.74	\$37.13	\$35,351	\$50,841	\$59,280	\$63,942	\$77,233
35-1012	First-line supervisors of food preparation and serving workers	820	14.76	\$15.98	\$33,239	5.36	\$9.61	\$10.79	\$13.65	\$20.77	\$25.34	\$19,993	\$22,446	\$28,386	\$43,198	\$52,698
35-2011	Cooks, fast food	#	#	\$10.40	\$21,624	6.77	\$8.42	\$8.71	\$9.20	\$11.09	\$15.54	\$17,522	\$18,126	\$19,135	\$23,064	\$32,329
35-2012	Cooks, institution and cafeteria	650	4.46	\$17.38	\$36,161	8.94	\$9.67	\$11.23	\$15.16	\$22.80	\$27.33	\$20,112	\$23,350	\$31,542	\$47,434	\$56,849
35-2014	Cooks, restaurant	1,430	10.28	\$12.08	\$25,123	3.53	\$8.78	\$9.73	\$11.12	\$13.58	\$17.13	\$18,270	\$20,231	\$23,134	\$28,242	\$35,639
35-2015	Cooks, short order	210	49.16	\$10.87	\$22,612	3.65	\$8.95	\$9.72	\$10.70	\$11.67	\$13.47	\$18,611	\$20,223	\$22,253	\$24,283	\$28,025
35-2021	Food preparation workers	770	20.15	\$11.09	\$23,071	5.59	\$8.48	\$8.87	\$9.84	\$12.30	\$14.98	\$17,648	\$18,443	\$20,465	\$25,586	\$31,157
35-3011	Bartenders	700	25.86	\$9.65	\$20,073	2.61	\$8.38	\$8.62	\$9.00	\$9.42	\$12.94	\$17,440	\$17,922	\$18,726	\$19,588	\$26,913
35-3021	Combined food preparation and serving workers, including fast food	2,230	12.5	\$9.75	\$20,270	2.77	\$8.42	\$8.69	\$9.16	\$10.25	\$11.74	\$17,504	\$18,081	\$19,044	\$21,322	\$24,415
35-3022	Counter attendants, cafeteria, food concession, and coffee shop	150	40.98	\$11.23	\$23,356	7.93	\$8.61	\$9.18	\$10.41	\$11.93	\$16.51	\$17,908	\$19,093	\$21,661	\$24,819	\$34,334
35-3031	Waiters and waitresses	2,610	10.18	\$9.70	\$20,183	3.53	\$8.38	\$8.61	\$8.99	\$9.46	\$12.80	\$17,434	\$17,908	\$18,697	\$19,673	\$26,626

# Data unavailable

Occupational Code	Occupational Title	Employment Estimate	Employment Percentage Relative Standard Error	Average Hourly Wage	Average Annual Wage	Wage Percentage Relative Standard Error	10th Percentile (Hourly)	25th Percentile (Hourly)	50th Percentile (Hourly)	75th Percentile (Hourly)	90th Percentile (Hourly)	10th Percentile (Annual)	25th Percentile (Annual)	50th Percentile (Annual)	75th Percentile (Annual)	90th Percentile (Annual)
35-3041	Food servers, nonrestaurant	250	16.25	\$10.51	\$21,860	3.33	\$8.54	\$8.99	\$9.97	\$11.40	\$13.77	\$17,754	\$18,707	\$20,746	\$23,720	\$28,634
35-9011	Dining room and cafeteria attendants and bartender helpers	190	28.89	\$9.44	\$19,641	3.79	\$8.39	\$8.62	\$9.01	\$9.45	\$10.86	\$17,443	\$17,929	\$18,740	\$19,648	\$22,584
35-9021	Dishwashers	380	23.32	\$9.99	\$20,780	2.85	\$8.49	\$8.87	\$9.51	\$10.98	\$12.06	\$17,654	\$18,457	\$19,777	\$22,847	\$25,087
35-9031	Hosts and hostesses, restaurant, lounge, and coffee shop	340	25.88	\$9.74	\$20,251	3.59	\$8.41	\$8.69	\$9.15	\$10.42	\$11.71	\$17,500	\$18,072	\$19,025	\$21,676	\$24,349
<b>37-0000</b>	<b>Building and grounds cleaning and maintenance</b>	<b>3,730</b>	<b>5.87</b>	<b>\$13.09</b>	<b>\$27,224</b>	<b>2.58</b>	<b>\$8.70</b>	<b>\$9.42</b>	<b>\$11.90</b>	<b>\$15.20</b>	<b>\$19.19</b>	<b>\$18,088</b>	<b>\$19,592</b>	<b>\$24,757</b>	<b>\$31,621</b>	<b>\$39,921</b>
37-1011	First-line supervisors of housekeeping and janitorial workers	90	10.68	\$22.22	\$46,208	6.56	\$13.00	\$15.51	\$21.19	\$27.93	\$36.36	\$27,039	\$32,267	\$44,069	\$58,094	\$75,632
37-1012	First-line supervisors of landscaping, lawn service, and groundskeeping	70	22.62	\$24.68	\$51,331	3.7	\$17.87	\$20.20	\$22.90	\$28.86	\$35.47	\$37,179	\$42,018	\$47,634	\$60,026	\$73,785
37-2011	Janitors and cleaners, except maids and housekeeping cleaners	1,070	15.8	\$13.13	\$27,313	3.09	\$9.19	\$10.70	\$12.81	\$14.74	\$18.05	\$19,120	\$22,252	\$26,655	\$30,652	\$37,540
37-2012	Maids and housekeeping cleaners	1,040	8.65	\$11.00	\$22,880	3.41	\$8.54	\$9.02	\$10.09	\$11.99	\$15.57	\$17,772	\$18,752	\$20,992	\$24,933	\$32,381
37-3011	Landscaping and groundskeeping workers	1,230	17.66	\$13.00	\$27,035	5.35	\$8.58	\$9.11	\$12.14	\$15.69	\$19.59	\$17,854	\$18,958	\$25,249	\$32,632	\$40,746
37-3012	Pesticide handlers, sprayers, and applicators, vegetation	#	#	\$12.52	\$26,046	11.64	\$9.82	\$10.26	\$11.01	\$11.75	\$18.75	\$20,416	\$21,345	\$22,892	\$24,440	\$38,995
37-3019	Grounds maintenance workers, all other	#	#	\$17.13	\$35,638	17.55	\$12.47	\$13.22	\$14.47	\$19.13	\$27.83	\$25,940	\$27,497	\$30,090	\$39,801	\$57,877
<b>39-0000</b>	<b>Personal care and service</b>	<b>3,900</b>	<b>7.02</b>	<b>\$12.73</b>	<b>\$26,485</b>	<b>2.5</b>	<b>\$8.62</b>	<b>\$9.22</b>	<b>\$10.97</b>	<b>\$14.34</b>	<b>\$19.26</b>	<b>\$17,940</b>	<b>\$19,172</b>	<b>\$22,820</b>	<b>\$29,820</b>	<b>\$40,057</b>
39-1021	First-line supervisors of personal service workers	160	11.61	\$18.65	\$38,801	3.84	\$10.84	\$13.21	\$17.59	\$22.78	\$28.42	\$22,558	\$27,487	\$36,590	\$47,383	\$59,107
39-2021	Nonfarm animal caretakers	210	15.79	\$10.59	\$22,032	3.27	\$8.57	\$9.07	\$10.16	\$11.56	\$13.68	\$17,820	\$18,873	\$21,125	\$24,045	\$28,450
39-3091	Amusement and recreation attendants	#	#	\$10.21	\$21,243	4.58	\$8.48	\$8.85	\$9.51	\$11.00	\$11.98	\$17,634	\$18,409	\$19,790	\$22,878	\$24,922
39-5012	Hairdressers, hairstylists, and cosmetologists	210	10.1	\$11.52	\$23,952	7.51	\$8.48	\$8.85	\$9.89	\$13.47	\$14.94	\$17,636	\$18,412	\$20,571	\$28,008	\$31,072
39-5092	Manicurists and pedicurists	#	#	\$10.02	\$20,851	15.09	\$8.40	\$8.65	\$9.07	\$9.49	\$11.48	\$17,467	\$17,990	\$18,862	\$19,734	\$23,886
39-6012	Concierges	10	46.57	\$15.20	\$31,622	4.38	\$10.47	\$11.89	\$16.23	\$17.57	\$18.37	\$21,788	\$24,732	\$33,765	\$36,537	\$38,200
39-7011	Tour guides and escorts	#	#	\$14.28	\$29,699	10.96	\$9.63	\$10.83	\$15.64	\$17.29	\$18.34	\$20,031	\$22,525	\$32,534	\$35,971	\$38,157
39-7012	Travel guides	#	#	\$16.48	\$34,274	3.74	\$11.23	\$13.26	\$16.31	\$19.54	\$22.36	\$23,361	\$27,584	\$33,927	\$40,650	\$46,511
39-9011	Childcare workers	260	32.16	\$10.79	\$22,450	2.72	\$8.59	\$9.13	\$10.25	\$11.54	\$13.86	\$17,866	\$18,987	\$21,314	\$23,997	\$28,822
39-9021	Personal care aides	1,560	11.36	\$11.01	\$22,909	1.87	\$8.58	\$9.11	\$10.32	\$11.82	\$14.24	\$17,847	\$18,941	\$21,456	\$24,581	\$29,625
39-9031	Fitness trainers and aerobics instructors	150	16.57	\$19.39	\$40,330	14.4	\$9.18	\$14.54	\$17.27	\$20.99	\$32.55	\$19,089	\$30,237	\$35,921	\$43,650	\$67,708
39-9032	Recreation workers	490	20.6	\$15.93	\$33,136	5.4	\$9.05	\$10.83	\$14.17	\$18.95	\$26.38	\$18,816	\$22,534	\$29,481	\$39,408	\$54,867
39-9041	Residential advisors	#	#	\$11.71	\$24,359	7.33	\$9.72	\$10.27	\$11.18	\$12.07	\$14.34	\$20,220	\$21,358	\$23,253	\$25,102	\$29,821
<b>41-0000</b>	<b>Sales and related</b>	<b>10,880</b>	<b>3.87</b>	<b>\$15.10</b>	<b>\$31,399</b>	<b>2.54</b>	<b>\$8.74</b>	<b>\$9.58</b>	<b>\$12.22</b>	<b>\$16.76</b>	<b>\$24.24</b>	<b>\$18,182</b>	<b>\$19,932</b>	<b>\$25,408</b>	<b>\$34,859</b>	<b>\$50,416</b>
41-1011	First-line supervisors of retail sales workers	890	8.49	\$19.28	\$40,110	3.73	\$10.90	\$13.42	\$17.26	\$22.84	\$29.88	\$22,681	\$27,911	\$35,907	\$47,514	\$62,155
41-1012	First-line supervisors of non-retail sales workers	80	21.64	\$27.16	\$56,494	6.41	\$16.59	\$20.82	\$25.93	\$31.00	\$37.44	\$34,515	\$43,314	\$53,926	\$64,471	\$77,873
41-2011	Cashiers	3,290	11.12	\$10.96	\$22,793	2.67	\$8.52	\$8.94	\$10.05	\$12.38	\$14.82	\$17,713	\$18,604	\$20,897	\$25,743	\$30,818
41-2021	Counter and rental clerks	560	13.44	\$13.88	\$28,880	3.84	\$8.97	\$10.47	\$13.22	\$15.63	\$20.58	\$18,663	\$21,773	\$27,496	\$32,518	\$42,804
41-2022	Parts salespersons	340	43.01	\$12.34	\$25,658	7.24	\$8.58	\$9.11	\$10.60	\$14.07	\$18.71	\$17,848	\$18,942	\$22,058	\$29,262	\$38,919
41-2031	Retail salespersons	3,780	5.78	\$13.61	\$28,316	3.14	\$8.81	\$9.76	\$11.72	\$14.88	\$18.95	\$18,334	\$20,307	\$24,372	\$30,943	\$39,411
41-3011	Advertising sales agents	120	30.82	\$14.88	\$30,944	6.12	\$8.61	\$9.19	\$15.08	\$19.15	\$22.13	\$17,919	\$19,120	\$31,377	\$39,824	\$46,038
41-3021	Insurance sales agents	90	23.75	\$19.98	\$41,552	17.05	\$11.76	\$13.49	\$15.95	\$18.66	\$40.49	\$24,452	\$28,057	\$33,177	\$38,822	\$84,216
41-3031	Securities, commodities, and financial services sales agents	110	23.08	\$34.72	\$72,223	12.93	\$14.38	\$18.15	\$31.99	\$43.09	\$55.32	\$29,908	\$37,742	\$66,531	\$89,630	\$115,058
41-3041	Travel agents	30	27.52	\$19.33	\$40,211	14.71	\$8.97	\$10.28	\$20.46	\$23.02	\$32.62	\$18,651	\$21,377	\$42,547	\$47,885	\$67,854
41-3099	Sales representatives, services, all other	550	16.99	\$21.89	\$45,533	7.71	\$11.81	\$14.70	\$17.68	\$24.43	\$38.29	\$24,560	\$30,576	\$36,775	\$50,810	\$79,653
41-4011	Sales representatives, wholesale and manufacturing, technical and scientific products	30	49.42	\$36.85	\$76,651	21.18	\$15.44	\$18.31	\$26.75	\$45.04	\$74.06	\$32,109	\$38,084	\$55,646	\$93,679	\$154,054
41-4012	Sales representatives, wholesale and manufacturing, except technical and scientific products	620	11.15	\$22.59	\$46,985	4.95	\$9.73	\$13.58	\$20.46	\$28.28	\$36.95	\$20,246	\$28,250	\$42,566	\$58,816	\$76,850
41-9021	Real estate brokers	70	34.76	\$30.16	\$62,723	21.36	\$10.44	\$13.12	\$30.60	\$37.91	\$58.05	\$21,718	\$27,288	\$63,638	\$78,858	\$120,746
41-9022	Real estate sales agents	170	36.46	#	#	#	#	#	#	#	#	#	#	#	#	#
41-9041	Telemarketers	#	#	\$17.71	\$36,827	6.71	\$8.60	\$9.16	\$16.26	\$23.96	\$31.22	\$17,891	\$19,050	\$33,827	\$49,829	\$64,929
41-9099	Sales and related workers, all other	120	33.16	\$14.63	\$30,429	6.71	\$8.67	\$9.99	\$13.85	\$18.02	\$22.33	\$18,036	\$20,772	\$28,811	\$37,487	\$46,444
<b>43-0000</b>	<b>Office and administrative support</b>	<b>14,370</b>	<b>2.89</b>	<b>\$16.40</b>	<b>\$34,112</b>	<b>1.39</b>	<b>\$9.27</b>	<b>\$11.82</b>	<b>\$15.12</b>	<b>\$19.66</b>	<b>\$24.90</b>	<b>\$19,277</b>	<b>\$24,579</b>	<b>\$31,440</b>	<b>\$40,889</b>	<b>\$51,784</b>

Occupational Code	Occupational Title	Employment Estimate	Employment Percentage Relative Standard Error	Average Hourly Wage	Average Annual Wage	Wage Percentage Relative Standard Error	10th Percentile (Hourly)	25th Percentile (Hourly)	50th Percentile (Hourly)	75th Percentile (Hourly)	90th Percentile (Hourly)	10th Percentile (Annual)	25th Percentile (Annual)	50th Percentile (Annual)	75th Percentile (Annual)	90th Percentile (Annual)
43-1011	First-line supervisors of office and administrative support workers	710	7.78	\$24.57	\$51,110	3.74	\$14.39	\$19.05	\$22.92	\$28.47	\$35.25	\$29,929	\$39,615	\$47,674	\$59,212	\$73,322
43-2011	Switchboard operators, including answering service	30	31.8	\$12.56	\$26,128	3.61	\$10.07	\$11.25	\$12.64	\$13.98	\$14.79	\$20,953	\$23,408	\$26,290	\$29,076	\$30,758
43-3011	Bill and account collectors	30	22.03	\$19.42	\$40,385	3.8	\$14.50	\$16.23	\$18.84	\$22.15	\$25.32	\$30,165	\$33,755	\$39,196	\$46,075	\$52,667
43-3021	Billing and posting clerks and machine operators	230	20.76	\$16.44	\$34,186	4.48	\$11.35	\$13.33	\$16.03	\$18.85	\$22.70	\$23,598	\$27,734	\$33,348	\$39,200	\$47,220
43-3031	Bookkeeping, accounting, and auditing clerks	1,380	9.31	\$16.11	\$33,513	3.17	\$8.86	\$11.01	\$14.68	\$20.19	\$25.78	\$18,435	\$22,906	\$30,529	\$41,997	\$53,632
43-3051	Payroll and timekeeping clerks	100	23.91	\$18.93	\$39,373	3.42	\$12.73	\$15.39	\$17.93	\$22.16	\$27.86	\$26,479	\$32,015	\$37,299	\$46,090	\$57,948
43-3061	Procurement clerks	20	8.74	#	#	#	#	#	#	#	#	#	#	#	#	#
43-3071	Tellers	500	10.26	\$12.88	\$26,783	3.04	\$10.07	\$10.82	\$12.11	\$14.36	\$17.19	\$20,944	\$22,513	\$25,199	\$29,868	\$35,750
43-3099	Financial clerks, all other	10	12.91	\$18.63	\$38,759	6.95	\$12.84	\$14.20	\$16.95	\$23.67	\$28.32	\$26,699	\$29,533	\$35,248	\$49,235	\$58,901
43-4031	Court, municipal, and license clerks	590	31.83	\$17.40	\$36,198	1.56	\$11.92	\$13.42	\$16.62	\$20.62	\$24.26	\$24,784	\$27,907	\$34,571	\$42,893	\$50,459
43-4051	Customer service representatives	560	18.09	\$16.42	\$34,162	2.11	\$12.14	\$13.40	\$15.69	\$18.93	\$22.48	\$25,256	\$27,866	\$32,636	\$39,379	\$46,759
43-4061	Eligibility interviewers, government programs	80	11.57	\$18.54	\$38,556	2.53	\$13.27	\$15.04	\$17.54	\$21.16	\$24.73	\$27,611	\$31,293	\$36,480	\$44,020	\$51,433
43-4071	File clerks	80	14.82	\$14.43	\$30,022	3.88	\$9.31	\$12.36	\$13.82	\$15.97	\$19.33	\$19,363	\$25,699	\$28,736	\$33,224	\$40,208
43-4081	Hotel, motel, and resort desk clerks	750	23.81	\$10.08	\$20,958	6.46	\$8.43	\$8.73	\$9.24	\$10.71	\$13.06	\$17,538	\$18,166	\$19,214	\$22,271	\$27,163
43-4111	Interviewers, except eligibility and loan	#	#	\$15.20	\$31,617	3.47	\$11.92	\$12.81	\$14.22	\$16.78	\$19.48	\$24,803	\$26,638	\$29,569	\$34,904	\$40,522
43-4121	Library assistants, clerical	150	48.2	\$11.67	\$24,279	6.76	\$8.54	\$9.01	\$10.56	\$13.75	\$17.79	\$17,769	\$18,746	\$21,955	\$28,593	\$37,010
43-4131	Loan interviewers and clerks	70	18.72	\$18.27	\$38,004	6.85	\$12.99	\$14.52	\$17.07	\$19.98	\$23.96	\$27,020	\$30,207	\$35,498	\$41,553	\$49,845
43-4141	New accounts clerks	40	44.27	\$17.06	\$35,480	3.86	\$14.06	\$15.94	\$17.29	\$18.63	\$20.24	\$29,252	\$33,154	\$35,957	\$38,760	\$42,100
43-4151	Order clerks	30	13.72	\$14.48	\$30,112	6.55	\$9.01	\$10.28	\$13.82	\$17.91	\$21.90	\$18,742	\$21,374	\$28,753	\$37,247	\$45,552
43-4161	Human resources assistants, except payroll and timekeeping	40	20.65	\$18.30	\$38,060	5.12	\$10.94	\$13.40	\$17.87	\$22.17	\$26.93	\$22,751	\$27,875	\$37,163	\$46,123	\$56,012
43-4171	Receptionists and information clerks	910	10.93	\$13.52	\$28,113	2.65	\$9.36	\$10.96	\$13.39	\$15.96	\$18.10	\$19,473	\$22,803	\$27,857	\$33,195	\$37,658
43-4181	Reservation and transportation ticket agents and travel clerks	130	15.54	\$12.37	\$25,733	3.91	\$8.88	\$9.89	\$11.50	\$14.36	\$17.61	\$18,472	\$20,562	\$23,914	\$29,871	\$36,623
43-4199	Information and record clerks, all other	220	11.38	\$18.97	\$39,448	4.28	\$12.81	\$13.73	\$17.31	\$23.60	\$28.10	\$26,653	\$28,554	\$35,999	\$49,081	\$58,445
43-5021	Couriers and messengers	20	48.97	\$9.27	\$19,272	5.83	\$8.37	\$8.58	\$8.92	\$9.55	\$11.26	\$17,407	\$17,839	\$18,560	\$19,855	\$23,425
43-5031	Police, fire, and ambulance dispatchers	80	6.75	\$18.58	\$38,640	2.14	\$13.69	\$15.96	\$18.01	\$22.08	\$23.51	\$28,466	\$33,193	\$37,462	\$45,917	\$48,892
43-5032	Dispatchers, except police, fire, and ambulance	90	15.35	\$16.74	\$34,823	4.64	\$9.20	\$13.08	\$15.53	\$20.91	\$23.60	\$19,141	\$27,215	\$32,299	\$43,501	\$49,081
43-5041	Meter readers, utilities	80	48.94	\$22.23	\$46,248	5.06	\$8.94	\$16.48	\$20.80	\$26.10	\$40.65	\$18,588	\$34,276	\$43,259	\$54,286	\$84,544
43-5051	Postal service clerks	140	0	\$21.29	\$44,284	1.31	\$12.12	\$15.64	\$19.59	\$27.31	\$27.87	\$25,217	\$32,521	\$40,752	\$56,795	\$75,975
43-5052	Postal service mail carriers	200	0	\$23.37	\$48,605	1.36	\$16.65	\$16.66	\$24.16	\$28.50	\$29.70	\$34,634	\$34,650	\$50,263	\$59,289	\$61,766
43-5053	Postal service mail sorters, processors, and processing machine operators	20	0	\$23.48	\$48,845	2.57	\$15.63	\$15.64	\$27.30	\$27.31	\$27.31	\$32,517	\$32,526	\$56,790	\$56,798	\$56,804
43-5061	Production, planning, and expediting clerks	50	17.71	\$22.49	\$46,771	3.68	\$15.56	\$18.31	\$22.15	\$26.26	\$29.93	\$32,368	\$38,080	\$46,077	\$54,626	\$62,264
43-5071	Shipping, receiving, and traffic clerks	270	13.19	\$14.99	\$31,189	4.57	\$9.53	\$10.90	\$14.01	\$18.85	\$22.80	\$19,819	\$22,662	\$29,133	\$39,216	\$47,426
43-5081	Stock clerks and order fillers	1,020	6.28	\$13.47	\$28,027	2.7	\$8.80	\$9.86	\$11.96	\$16.18	\$20.38	\$18,306	\$20,516	\$24,876	\$33,664	\$42,394
43-5111	Weighers, measurers, checkers, and samplers, recordkeeping	10	32.83	\$13.98	\$29,077	4.46	\$10.20	\$11.36	\$13.45	\$16.31	\$18.84	\$21,209	\$23,620	\$27,970	\$33,935	\$39,189
43-6011	Executive secretaries and executive administrative assistants	330	5.15	\$20.80	\$43,256	2.07	\$13.85	\$16.74	\$20.09	\$24.30	\$28.01	\$28,815	\$34,818	\$41,782	\$50,535	\$58,268
43-6012	Legal secretaries	220	32.94	\$19.48	\$40,510	6.91	\$12.96	\$14.51	\$20.57	\$22.93	\$24.36	\$26,954	\$30,185	\$42,775	\$47,703	\$50,658
43-6013	Medical secretaries	240	28.02	\$14.85	\$30,898	2.66	\$10.48	\$12.46	\$14.30	\$17.09	\$19.75	\$21,805	\$25,912	\$29,744	\$35,543	\$41,078
43-6014	Secretaries and administrative assistants, except legal, medical,	2,650	6.25	\$15.95	\$33,176	1.62	\$9.60	\$12.37	\$15.37	\$18.48	\$23.46	\$19,961	\$25,737	\$31,959	\$38,447	\$48,798
43-9021	Data entry keyers	70	33.76	\$14.88	\$30,940	7.79	\$9.16	\$12.51	\$14.31	\$17.53	\$21.42	\$19,061	\$26,015	\$29,755	\$36,453	\$44,555
43-9031	Desktop publishers	#	#	\$13.01	\$27,060	3.99	\$8.49	\$8.88	\$11.54	\$17.20	\$18.50	\$17,662	\$18,477	\$23,999	\$35,767	\$38,488
43-9051	Mail clerks and mail machine operators, except postal service	10	37.24	\$14.40	\$29,946	6.16	\$11.59	\$12.84	\$14.46	\$16.02	\$17.62	\$24,109	\$26,703	\$30,073	\$33,314	\$36,647
43-9061	Office clerks, general	1,850	8.94	\$18.22	\$37,897	4.22	\$9.65	\$12.97	\$16.82	\$21.88	\$28.41	\$20,073	\$26,971	\$34,993	\$45,504	\$59,095
43-9071	Office machine operators, except computer	40	31.65	\$15.56	\$32,358	25.08	\$8.66	\$9.31	\$11.22	\$25.25	\$28.25	\$18,014	\$19,356	\$23,329	\$52,522	\$58,761
43-9199	Office and administrative support workers, all other	#	#	\$14.96	\$31,116	4.36	\$8.84	\$9.74	\$13.39	\$15.36	\$26.63	\$18,387	\$20,258	\$27,860	\$31,939	\$55,395
<b>45-0000</b>	<b>Farming, fishing, and forestry</b>	<b>160</b>	<b>26.98</b>	<b>\$15.40</b>	<b>\$32,035</b>	<b>4.99</b>	<b>\$9.05</b>	<b>\$12.20</b>	<b>\$14.33</b>	<b>\$17.95</b>	<b>\$23.87</b>	<b>\$18,820</b>	<b>\$25,383</b>	<b>\$29,798</b>	<b>\$37,331</b>	<b>\$49,657</b>
45-1011	First-line supervisors of farming, fishing, and forestry workers	10	38.32	\$19.68	\$40,928	9.96	\$12.63	\$13.96	\$18.35	\$25.07	\$28.01	\$26,277	\$29,032	\$38,169	\$52,137	\$58,262

# Data unavailable



Occupational Code	Occupational Title	Employment Estimate	Employment Percentage Relative Standard Error	Average Hourly Wage	Average Annual Wage	Wage Percentage Relative Standard Error	10th Percentile (Hourly)	25th Percentile (Hourly)	50th Percentile (Hourly)	75th Percentile (Hourly)	90th Percentile (Hourly)	10th Percentile (Annual)	25th Percentile (Annual)	50th Percentile (Annual)	75th Percentile (Annual)	90th Percentile (Annual)
45-2092	Farmworkers and laborers, crop, nursery, and greenhouse	40	20.71	\$12.25	\$25,484	8.4	\$8.56	\$9.06	\$12.36	\$14.86	\$17.23	\$17,811	\$18,850	\$25,702	\$30,910	\$35,833
45-2093	Farmworkers, farm, ranch, and aquacultural animals	#	#	\$15.36	\$31,944	6.57	\$9.40	\$12.42	\$15.52	\$17.74	\$19.78	\$19,561	\$25,835	\$32,285	\$36,902	\$41,151
<b>47-0000</b>	<b>Construction and extraction</b>	<b>7,460</b>	<b>5.75</b>	<b>\$21.65</b>	<b>\$45,042</b>	<b>1.62</b>	<b>\$13.42</b>	<b>\$16.52</b>	<b>\$20.70</b>	<b>\$25.47</b>	<b>\$30.46</b>	<b>\$27,904</b>	<b>\$34,362</b>	<b>\$43,051</b>	<b>\$52,979</b>	<b>\$63,359</b>
47-1011	First-line supervisors of construction trades and extraction work	680	13.98	\$31.92	\$66,384	4.31	\$20.03	\$24.56	\$31.08	\$37.36	\$47.11	\$41,663	\$51,079	\$64,640	\$77,710	\$97,991
47-2031	Carpenters	1,100	16.32	\$22.49	\$46,770	3.43	\$14.89	\$18.60	\$22.32	\$26.44	\$29.92	\$30,974	\$38,685	\$46,419	\$54,992	\$62,229
47-2044	Tile and marble setters	#	#	\$17.51	\$36,416	8.73	\$14.97	\$15.70	\$16.93	\$18.15	\$18.89	\$31,139	\$32,663	\$35,211	\$37,760	\$39,289
47-2051	Cement masons and concrete finishers	130	48.38	\$18.57	\$38,616	10.19	\$12.41	\$14.20	\$17.97	\$22.81	\$26.81	\$25,812	\$29,537	\$37,367	\$47,442	\$55,774
47-2061	Construction laborers	1,090	11.46	\$17.91	\$37,259	2.85	\$11.88	\$14.61	\$17.45	\$21.06	\$24.60	\$24,703	\$30,384	\$36,292	\$43,797	\$51,169
47-2071	Paving, surfacing, and tamping equipment operators	90	15.24	\$20.43	\$42,498	3.02	\$16.05	\$18.14	\$20.61	\$22.83	\$24.63	\$33,383	\$37,736	\$42,876	\$47,489	\$51,232
47-2073	Operating engineers and other construction equipment operators	750	9.11	\$20.06	\$41,719	2.58	\$14.66	\$16.75	\$19.98	\$23.00	\$25.95	\$30,489	\$34,849	\$41,556	\$47,848	\$53,966
47-2081	Drywall and ceiling tile installers	#	#	\$17.17	\$35,708	3.77	\$12.94	\$14.58	\$16.58	\$18.48	\$23.57	\$26,907	\$30,336	\$34,497	\$38,447	\$49,028
47-2111	Electricians	680	9.89	\$23.56	\$49,000	3.45	\$16.02	\$18.96	\$24.18	\$27.64	\$29.84	\$33,324	\$39,438	\$50,304	\$57,488	\$62,071
47-2141	Painters, construction and maintenance	#	#	\$18.41	\$38,289	7.5	\$14.36	\$16.33	\$18.64	\$21.04	\$22.73	\$29,865	\$33,973	\$38,764	\$43,770	\$47,277
47-2152	Plumbers, pipefitters, and steamfitters	320	40	\$22.18	\$46,144	6.33	\$15.75	\$18.84	\$21.74	\$26.20	\$30.21	\$32,752	\$39,184	\$45,229	\$54,487	\$62,841
47-2181	Roofers	130	11.55	\$18.50	\$38,481	5.52	\$12.96	\$15.20	\$18.03	\$21.86	\$25.01	\$26,952	\$31,625	\$37,502	\$45,477	\$52,025
47-2211	Sheet metal workers	#	#	\$23.88	\$49,663	5.81	\$18.55	\$20.94	\$24.33	\$27.50	\$29.43	\$38,578	\$43,550	\$50,604	\$57,209	\$61,219
47-2221	Structural iron and steel workers	#	#	\$16.74	\$34,809	4.79	\$11.15	\$13.36	\$16.44	\$19.20	\$23.45	\$23,200	\$27,785	\$34,198	\$39,936	\$48,784
47-3012	Helpers—carpenters	#	#	\$13.48	\$28,032	3.16	\$12.30	\$12.77	\$13.54	\$14.32	\$14.78	\$25,584	\$26,553	\$28,168	\$29,783	\$30,752
47-3015	Helpers—pipelayers, plumbers, pipefitters, and steamfitters	#	#	\$14.67	\$30,515	16	\$8.71	\$9.43	\$16.37	\$17.79	\$18.64	\$18,113	\$19,604	\$34,040	\$37,000	\$38,777
47-4011	Construction and building inspectors	130	25.04	\$28.48	\$59,236	13.18	\$13.74	\$20.31	\$25.68	\$29.62	\$48.99	\$28,577	\$42,250	\$53,409	\$61,604	\$101,906
47-4051	Highway maintenance workers	320	11.27	\$21.39	\$44,485	1.63	\$16.17	\$18.51	\$21.58	\$23.90	\$27.43	\$33,625	\$38,498	\$44,889	\$49,711	\$57,057
47-4071	Septic tank servicers and sewer pipe cleaners	60	28.83	\$16.49	\$34,292	5.86	\$12.20	\$14.20	\$16.57	\$18.49	\$21.85	\$25,384	\$29,528	\$34,462	\$38,455	\$45,448
47-5021	Earth drillers, except oil and gas	#	#	\$25.51	\$53,066	3.68	\$20.97	\$23.48	\$26.00	\$28.35	\$29.76	\$43,623	\$48,830	\$54,070	\$58,965	\$61,903
47-5041	Continuous mining machine operators	90	40.98	\$27.38	\$56,957	11.49	\$14.29	\$22.69	\$27.39	\$32.64	\$37.05	\$29,716	\$47,194	\$56,972	\$67,886	\$77,070
47-5051	Rock splitters, quarry	80	42.02	\$23.35	\$48,578	4.6	\$17.16	\$19.76	\$22.87	\$27.07	\$29.69	\$35,690	\$41,096	\$47,578	\$56,301	\$61,763
47-5061	Roof bolters, mining	70	0	\$30.69	\$63,829	2.73	\$25.25	\$27.09	\$30.08	\$34.52	\$37.11	\$52,526	\$56,345	\$62,561	\$71,810	\$77,187
47-5081	Helpers—extraction workers	320	46.65	\$19.06	\$39,635	5.81	\$12.73	\$14.32	\$17.71	\$21.89	\$30.73	\$26,474	\$29,777	\$36,830	\$45,536	\$63,912
<b>49-0000</b>	<b>Installation, maintenance, and repair</b>	<b>4,700</b>	<b>6.89</b>	<b>\$21.96</b>	<b>\$45,676</b>	<b>2.55</b>	<b>\$10.46</b>	<b>\$14.23</b>	<b>\$20.18</b>	<b>\$28.10</b>	<b>\$37.26</b>	<b>\$21,754</b>	<b>\$29,590</b>	<b>\$41,970</b>	<b>\$58,450</b>	<b>\$77,493</b>
49-1011	First-line supervisors of mechanics, installers, and repairers	280	7.98	\$33.00	\$68,634	3.73	\$17.97	\$25.95	\$30.86	\$41.51	\$48.46	\$37,386	\$53,968	\$64,183	\$86,332	\$100,788
49-2011	Computer, automated teller, and office machine repairers	30	24.44	\$15.87	\$33,008	8.77	\$9.40	\$10.61	\$15.80	\$21.06	\$23.51	\$19,548	\$22,070	\$32,863	\$43,811	\$48,893
49-2022	Telecommunications equipment installers and repairers, except line installers	160	20.82	\$25.82	\$53,708	11.72	\$11.01	\$17.06	\$27.94	\$33.84	\$37.08	\$22,892	\$35,489	\$58,112	\$70,383	\$77,128
49-2094	Electrical and electronics repairers, commercial and industrial equipment	80	28.05	\$37.77	\$78,556	4.34	\$24.80	\$30.39	\$39.83	\$44.85	\$48.91	\$51,574	\$63,204	\$82,851	\$93,288	\$101,736
49-2095	Electrical and electronics repairers, powerhouse, substation, and relay	40	4.06	\$38.73	\$80,568	3.08	\$31.22	\$34.69	\$40.00	\$44.05	\$46.48	\$64,947	\$72,159	\$83,202	\$91,625	\$96,679
49-3011	Aircraft mechanics and service technicians	70	23.24	\$24.04	\$49,994	9.38	\$13.35	\$16.94	\$25.32	\$29.92	\$35.49	\$27,774	\$35,228	\$52,675	\$62,229	\$73,828
49-3021	Automotive body and related repairers	#	#	\$24.01	\$49,942	9.35	\$13.71	\$17.78	\$23.13	\$29.16	\$36.15	\$28,509	\$36,977	\$48,101	\$60,646	\$75,188
49-3023	Automotive service technicians and mechanics	660	20.99	\$20.29	\$42,204	5.03	\$12.43	\$15.28	\$19.69	\$24.82	\$29.18	\$25,859	\$31,790	\$40,947	\$51,635	\$60,689
49-3031	Bus and truck mechanics and diesel engine specialists	140	25.22	\$20.34	\$42,311	6.58	\$9.14	\$17.33	\$21.33	\$23.71	\$29.36	\$19,001	\$36,055	\$44,359	\$49,315	\$61,074
49-3041	Farm equipment mechanics and service technicians	30	28.75	\$22.20	\$46,180	5.98	\$14.13	\$17.37	\$22.89	\$27.24	\$29.76	\$29,397	\$36,135	\$47,613	\$56,666	\$61,894
49-3042	Mobile heavy equipment mechanics, except engines	200	10.97	\$23.93	\$49,784	3.69	\$16.17	\$19.71	\$23.15	\$28.23	\$33.86	\$33,636	\$41,006	\$48,149	\$58,708	\$70,434
49-3051	Motorboat mechanics and service technicians	#	#	\$14.52	\$30,197	23.42	\$8.52	\$8.95	\$13.36	\$20.57	\$22.66	\$17,716	\$18,611	\$27,784	\$42,789	\$47,140
49-3053	Outdoor power equipment and other small engine mechanics	#	#	\$16.05	\$33,378	4.39	\$12.85	\$13.88	\$15.62	\$17.81	\$19.13	\$26,724	\$28,861	\$32,483	\$37,041	\$49,793
49-3093	Tire repairers and changers	200	27.28	\$13.22	\$27,502	8.85	\$9.89	\$10.88	\$12.78	\$15.81	\$17.71	\$20,576	\$22,632	\$26,586	\$32,893	\$36,837
49-9012	Control and valve installers and repairers, except mechanical door	#	#	\$37.03	\$77,021	9.49	\$26.90	\$31.31	\$38.96	\$43.26	\$45.85	\$55,958	\$65,132	\$81,043	\$89,987	\$95,367

# Data unavailable

Occupational Code	Occupational Title	Employment Estimate	Employment Percentage Relative Standard Error	Average Hourly Wage	Average Annual Wage	Wage Percentage Relative Standard Error	10th Percentile (Hourly)	25th Percentile (Hourly)	50th Percentile (Hourly)	75th Percentile (Hourly)	90th Percentile (Hourly)	10th Percentile (Annual)	25th Percentile (Annual)	50th Percentile (Annual)	75th Percentile (Annual)	90th Percentile (Annual)
49-9021	Heating, air conditioning, and refrigeration mechanics and installers	90	16.7	\$26.07	\$54,218	8.22	\$18.80	\$21.11	\$24.27	\$28.57	\$41.11	\$39,095	\$43,915	\$50,477	\$59,433	\$85,500
49-9041	Industrial machinery mechanics	230	28.31	\$28.01	\$58,271	9.27	\$11.45	\$21.04	\$26.81	\$37.63	\$44.28	\$23,826	\$43,759	\$55,764	\$78,263	\$92,104
49-9051	Electrical power-line installers and repairers	130	11.32	\$37.43	\$77,863	1.89	\$30.85	\$33.50	\$37.73	\$42.37	\$46.00	\$64,178	\$69,682	\$78,474	\$88,123	\$95,685
49-9052	Telecommunications line installers and repairers	60	34.72	\$29.25	\$60,837	12.11	\$16.83	\$21.01	\$26.89	\$40.55	\$46.63	\$34,998	\$43,696	\$55,923	\$84,341	\$96,998
49-9071	Maintenance and repair workers, general	1,600	15.67	\$18.93	\$39,366	4.54	\$9.27	\$12.41	\$17.59	\$24.02	\$30.35	\$19,274	\$25,805	\$36,592	\$49,954	\$63,130
49-9094	Locksmiths and safe repairers	20	49.96	\$13.87	\$28,860	6.87	\$9.98	\$11.56	\$12.99	\$14.42	\$21.38	\$20,757	\$24,045	\$27,026	\$30,001	\$44,460
49-9098	Helpers--installation, maintenance, and repair workers	#	#	\$11.08	\$23,044	3.55	\$8.55	\$9.03	\$9.76	\$11.74	\$16.81	\$17,785	\$18,785	\$20,299	\$24,424	\$34,956
49-9099	Installation, maintenance, and repair workers, all other	120	36.36	\$17.82	\$37,060	8.2	\$10.04	\$11.78	\$17.13	\$21.49	\$23.88	\$20,874	\$24,498	\$35,633	\$44,692	\$49,676
<b>51-0000</b>	<b>Production</b>	<b>3,630</b>	<b>6.34</b>	<b>\$18.12</b>	<b>\$37,697</b>	<b>3.52</b>	<b>\$9.69</b>	<b>\$12.25</b>	<b>\$15.99</b>	<b>\$21.84</b>	<b>\$30.61</b>	<b>\$20,165</b>	<b>\$25,480</b>	<b>\$33,260</b>	<b>\$45,425</b>	<b>\$63,665</b>
51-1011	First-line supervisors of production and operating workers	210	10.99	\$30.96	\$64,390	5.05	\$16.72	\$22.00	\$31.17	\$37.43	\$48.11	\$34,776	\$45,756	\$64,824	\$77,857	\$100,076
51-2022	Electrical and electronic equipment assemblers	40	21.59	\$16.66	\$34,651	4.36	\$12.47	\$13.83	\$16.35	\$18.81	\$22.61	\$25,945	\$28,765	\$34,015	\$39,135	\$47,035
51-2041	Structural metal fabricators and fitters	90	32.17	\$18.53	\$38,539	5.12	\$14.48	\$16.28	\$18.44	\$21.44	\$23.35	\$30,117	\$33,858	\$38,364	\$44,591	\$48,568
51-2091	Fiberglass laminators and fabricators	#	#	\$12.53	\$26,067	4.96	\$9.25	\$10.58	\$12.57	\$14.29	\$15.95	\$19,239	\$22,012	\$26,136	\$29,727	\$33,168
51-2092	Team assemblers	70	30.14	\$12.42	\$25,832	6.46	\$9.29	\$10.17	\$11.31	\$13.54	\$17.67	\$19,322	\$21,159	\$23,534	\$28,157	\$36,755
51-2099	Assemblers and fabricators, all other	130	28.87	\$14.95	\$31,089	6.21	\$9.18	\$11.35	\$16.12	\$17.77	\$18.76	\$19,085	\$23,609	\$33,538	\$36,960	\$39,014
51-3011	Bakers	#	#	\$12.85	\$26,723	14.42	\$8.47	\$8.84	\$9.96	\$17.26	\$20.79	\$17,623	\$18,380	\$20,723	\$35,908	\$43,249
51-3021	Butchers and meat cutters	#	#	\$12.25	\$25,471	12.46	\$8.65	\$9.28	\$11.26	\$15.22	\$17.66	\$17,990	\$19,297	\$23,430	\$31,652	\$36,728
51-3022	Meat, poultry, and fish cutters and trimmers	#	#	\$13.18	\$27,413	10.21	\$8.65	\$9.29	\$13.34	\$16.74	\$18.20	\$17,999	\$19,320	\$27,737	\$34,812	\$37,846
51-3023	Slaughterers and meat packers	#	#	\$14.04	\$29,213	4.14	\$11.03	\$12.46	\$13.62	\$14.80	\$18.58	\$22,947	\$25,911	\$28,330	\$30,784	\$38,637
51-3091	Food and tobacco roasting, baking, and drying machine operators and tenders	20	42.96	\$17.93	\$37,291	20.83	\$9.95	\$10.99	\$13.61	\$26.69	\$33.76	\$20,690	\$22,866	\$28,308	\$55,506	\$70,218
51-3092	Food batchmakers	90	16	\$14.32	\$29,788	4.41	\$9.33	\$11.13	\$14.06	\$17.00	\$18.74	\$19,398	\$23,142	\$29,252	\$35,352	\$38,979
51-3099	Food processing workers, all other	#	#	\$11.94	\$24,845	3.85	\$9.35	\$10.03	\$11.30	\$13.60	\$16.50	\$19,452	\$20,855	\$23,509	\$28,295	\$34,320
51-4041	Machinists	80	20.92	\$20.69	\$43,034	5.89	\$12.08	\$15.08	\$20.08	\$25.83	\$29.06	\$25,129	\$31,363	\$41,767	\$53,720	\$60,441
51-4121	Welders, cutters, solderers, and brazers	140	21.01	\$23.36	\$48,594	5.76	\$13.54	\$18.26	\$22.68	\$29.99	\$34.93	\$28,153	\$37,986	\$47,176	\$62,381	\$72,657
51-4199	Metal workers and plastic workers, all other	#	#	\$24.08	\$50,092	2.82	\$13.69	\$16.22	\$20.69	\$25.01	\$45.38	\$28,479	\$33,743	\$43,034	\$52,017	\$64,385
51-5112	Printing press operators	110	27.55	\$14.63	\$30,427	5.27	\$11.93	\$12.70	\$13.79	\$14.93	\$20.05	\$24,813	\$26,417	\$28,693	\$31,061	\$41,713
51-5113	Print binding and finishing workers	20	37.82	\$15.10	\$31,403	17.97	\$8.60	\$9.15	\$16.08	\$20.16	\$22.80	\$17,883	\$19,030	\$33,441	\$41,938	\$47,414
51-6011	Laundry and dry-cleaning workers	150	28.16	\$10.57	\$21,989	3.21	\$8.60	\$9.15	\$10.18	\$11.41	\$13.65	\$17,883	\$19,030	\$21,176	\$23,732	\$28,397
51-6021	Pressers, textile, garment, and related materials	30	40.1	\$11.41	\$23,740	9.17	\$9.01	\$9.87	\$11.03	\$12.26	\$14.77	\$18,749	\$20,534	\$22,947	\$25,509	\$30,722
51-6031	Sewing machine operators	130	26.37	\$15.11	\$31,420	11.11	\$8.95	\$10.63	\$13.39	\$18.10	\$26.15	\$18,624	\$22,117	\$27,861	\$37,654	\$54,384
51-7011	Cabinetmakers and bench carpenters	200	27.84	\$16.40	\$34,117	4.24	\$12.24	\$14.18	\$16.53	\$18.43	\$20.89	\$25,456	\$29,490	\$34,384	\$38,342	\$43,452
51-7041	Sawing machine setters, operators, and tenders, wood	#	#	\$19.39	\$40,335	17.81	\$10.73	\$15.34	\$17.18	\$19.02	\$34.24	\$22,323	\$31,917	\$35,741	\$39,564	\$71,211
51-7042	Woodworking machine setters, operators, and tenders, except sawing	20	44.26	\$13.54	\$28,168	5.38	\$11.05	\$12.49	\$13.49	\$14.49	\$15.17	\$22,980	\$25,987	\$28,065	\$30,143	\$31,558
51-8012	Power distributors and dispatchers	10	11.28	\$35.31	\$73,447	3.39	\$31.83	\$33.17	\$35.40	\$37.64	\$39.22	\$66,197	\$68,988	\$73,640	\$78,292	\$81,587
51-8013	Power plant operators	10	39.8	\$27.49	\$57,185	9.43	\$19.63	\$22.56	\$27.19	\$32.50	\$36.76	\$40,831	\$46,934	\$56,562	\$67,600	\$76,465
51-8021	Stationary engineers and boiler operators	50	21.32	\$20.43	\$42,493	9.06	\$11.37	\$13.26	\$22.26	\$27.01	\$29.34	\$23,640	\$27,585	\$46,302	\$56,171	\$61,031
51-8031	Water and wastewater treatment plant and system operators	400	31.21	\$21.78	\$45,302	8.02	\$12.84	\$16.98	\$21.42	\$27.11	\$31.67	\$26,697	\$35,316	\$44,560	\$56,395	\$65,874
51-8099	Plant and system operators, all other	80	33.54	\$29.09	\$60,510	5.76	\$19.22	\$24.97	\$28.80	\$34.99	\$38.87	\$39,981	\$51,946	\$59,898	\$72,781	\$80,841
51-9012	Separating, filtering, clarifying, precipitating, and still machine setters, operators, and tenders	30	31.31	\$17.99	\$37,418	9.87	\$9.56	\$12.60	\$16.58	\$19.78	\$33.74	\$19,879	\$26,207	\$34,489	\$41,147	\$70,183
51-9021	Crushing, grinding, and polishing machine setters, operators, and tenders	60	42.48	\$18.60	\$38,680	6.22	\$15.66	\$16.67	\$18.35	\$20.92	\$23.19	\$32,571	\$34,666	\$38,159	\$43,509	\$48,228
51-9023	Mixing and blending machine setters, operators, and tenders	#	#	\$19.50	\$40,556	4.5	\$13.68	\$18.10	\$20.53	\$22.17	\$23.15	\$28,458	\$37,655	\$42,696	\$46,110	\$48,158
51-9061	Inspectors, testers, sorters, samplers, and weighers	40	21.72	\$18.67	\$38,830	7.45	\$11.96	\$13.70	\$16.74	\$24.94	\$28.98	\$24,874	\$28,487	\$34,826	\$51,881	\$60,269
51-9081	Dental laboratory technicians	#	#	\$14.97	\$31,130	6.79	\$10.17	\$11.36	\$14.88	\$17.85	\$21.39	\$21,157	\$23,638	\$30,952	\$37,129	\$44,498
51-9111	Packaging and filling machine operators and tenders	80	41.4	\$11.15	\$23,193	4.32	\$8.70	\$9.41	\$10.75	\$12.11	\$14.07	\$18,105	\$19,569	\$22,363	\$25,190	\$29,271
<b>53-0000</b>	<b>Transportation and material moving</b>	<b>4,060</b>	<b>4.75</b>	<b>\$16.88</b>	<b>\$35,101</b>	<b>2.33</b>	<b>\$9.19</b>	<b>\$11.51</b>	<b>\$15.42</b>	<b>\$20.40</b>	<b>\$26.21</b>	<b>\$19,119</b>	<b>\$23,943</b>	<b>\$32,064</b>	<b>\$42,425</b>	<b>\$54,522</b>

# Data unavailable

Occupational Code	Occupational Title	Employment Estimate	Employment Percentage Relative Standard Error	Average Hourly Wage	Average Annual Wage	Wage Percentage Relative Standard Error	10th Percentile (Hourly)	25th Percentile (Hourly)	50th Percentile (Hourly)	75th Percentile (Hourly)	90th Percentile (Hourly)	10th Percentile (Annual)	25th Percentile (Annual)	50th Percentile (Annual)	75th Percentile (Annual)	90th Percentile (Annual)
53-1021	First-line supervisors of helpers, laborers, and material movers,	50	22.81	\$24.32	\$50,591	12.1	\$13.20	\$16.53	\$21.60	\$28.15	\$43.87	\$27,464	\$34,384	\$44,931	\$58,545	\$91,259
53-1031	First-line supervisors of transportation and material-moving mach	120	18.17	\$30.76	\$63,984	4.1	\$18.49	\$22.06	\$31.20	\$38.66	\$45.83	\$38,465	\$45,895	\$64,904	\$80,421	\$95,334
53-2012	Commercial pilots	30	38.93	#	\$62,215	7.98	#	#	#	#	#	\$50,833	\$55,809	\$62,939	\$72,769	\$79,220
53-3021	Bus drivers, transit and intercity	50	12.92	\$17.41	\$36,218	3.46	\$13.66	\$15.93	\$17.47	\$19.03	\$22.03	\$28,404	\$33,124	\$36,343	\$39,573	\$45,813
53-3033	Light truck or delivery services drivers	710	16.51	\$16.24	\$33,788	5.03	\$9.17	\$11.39	\$15.57	\$18.32	\$23.98	\$19,074	\$23,693	\$32,393	\$38,104	\$49,873
53-3041	Taxi drivers and chauffeurs	140	25.56	\$13.88	\$28,867	5.17	\$9.50	\$10.98	\$13.42	\$16.18	\$19.47	\$19,757	\$22,832	\$27,910	\$33,645	\$40,494
53-4011	Locomotive engineers	20	18.27	\$17.92	\$37,266	5.08	\$11.66	\$14.00	\$18.06	\$22.04	\$24.15	\$24,258	\$29,117	\$37,560	\$45,852	\$50,240
53-6031	Automotive and watercraft service attendants	#	#	\$11.24	\$23,374	4.11	\$8.71	\$9.43	\$10.86	\$12.41	\$14.39	\$18,115	\$19,606	\$22,582	\$25,822	\$29,925
53-6051	Transportation inspectors	10	0	\$23.57	\$49,016	2.36	\$17.62	\$17.63	\$24.37	\$27.71	\$30.81	\$36,656	\$36,665	\$50,688	\$57,627	\$64,078
53-7032	Excavating and loading machine and dragline operators	100	31.22	\$21.17	\$44,029	5.68	\$14.57	\$16.90	\$20.65	\$25.39	\$28.58	\$30,296	\$35,154	\$42,962	\$52,811	\$59,446
53-7051	Industrial truck and tractor operators	90	29.7	\$15.39	\$32,002	5.17	\$10.85	\$12.41	\$14.44	\$17.82	\$21.64	\$22,565	\$25,805	\$30,044	\$37,060	\$45,010
53-7061	Cleaners of vehicles and equipment	170	41.08	\$11.73	\$24,407	5.06	\$9.48	\$10.10	\$11.24	\$12.91	\$14.37	\$19,713	\$21,004	\$23,378	\$26,863	\$29,880
53-7062	Laborers and freight, stock, and material movers, hand	650	15.69	\$13.03	\$27,107	3.28	\$8.73	\$9.54	\$12.31	\$15.34	\$18.65	\$18,168	\$19,848	\$25,595	\$31,904	\$38,796
53-7064	Packers and packagers, hand	260	15.65	\$10.95	\$22,777	4.92	\$8.45	\$8.77	\$9.32	\$12.93	\$14.85	\$17,570	\$18,248	\$19,377	\$26,900	\$30,893
53-7073	Wellhead pumpers	#	#	\$26.51	\$55,131	7.21	\$19.61	\$21.30	\$24.29	\$28.41	\$31.38	\$40,789	\$44,311	\$50,519	\$59,089	\$65,267
53-7081	Refuse and recyclable material collectors	150	45.45	\$17.24	\$35,850	4.44	\$12.73	\$13.96	\$16.62	\$20.23	\$23.31	\$26,488	\$29,035	\$34,570	\$42,068	\$48,482
53-7111	Mine shuttle car operators	40	0	\$27.75	\$57,721	2.73	\$24.97	\$26.03	\$27.79	\$29.54	\$30.86	\$51,943	\$54,137	\$57,794	\$61,451	\$64,184
53-3022	Bus drivers, school or special client	250	7.06	\$14.25	\$29,643	3.85	\$9.39	\$11.55	\$14.23	\$16.96	\$18.81	\$19,532	\$24,019	\$29,602	\$35,284	\$39,122
53-3031	Driver/sales workers	160	17.35	\$17.14	\$35,645	5.6	\$10.30	\$13.48	\$17.79	\$21.13	\$23.03	\$21,420	\$28,042	\$37,001	\$43,954	\$47,897
53-3032	Heavy and tractor-trailer truck drivers	710	14.65	\$19.85	\$41,296	3.66	\$13.46	\$15.88	\$19.29	\$22.75	\$25.93	\$27,987	\$33,021	\$40,127	\$47,323	\$53,936

Occupational Code	Occupational Title	Employment Estimate	Employment Percentage Relative Standard Error	Average Hourly Wage	Average Annual Wage	Wage Percentage Relative Standard Error	10th Percentile (Hourly)	25th Percentile (Hourly)	50th Percentile (Hourly)	75th Percentile (Hourly)	90th Percentile (Hourly)	10th Percentile (Annual)	25th Percentile (Annual)	50th Percentile (Annual)	75th Percentile (Annual)	90th Percentile (Annual)
<b>00-0000</b>	<b>Total all occupations</b>	<b>115,640</b>	<b>0.87</b>	<b>\$21.79</b>	<b>\$45,313</b>	<b>1.45</b>	<b>\$9.68</b>	<b>\$12.64</b>	<b>\$17.78</b>	<b>\$26.26</b>	<b>\$37.20</b>	<b>\$20,140</b>	<b>\$26,281</b>	<b>\$36,982</b>	<b>\$54,615</b>	<b>\$77,371</b>
<b>11-0000</b>	<b>Management</b>	<b>4,790</b>	<b>4.21</b>	<b>\$46.61</b>	<b>\$96,958</b>	<b>2.36</b>	<b>\$21.46</b>	<b>\$29.81</b>	<b>\$40.55</b>	<b>\$54.39</b>	<b>\$76.44</b>	<b>\$44,641</b>	<b>\$62,002</b>	<b>\$84,336</b>	<b>\$113,141</b>	<b>\$158,996</b>
11-1011	Chief executives	40	12.95	\$76.52	\$159,166	10.1	\$45.61	\$53.15	\$64.50	\$90.31	#	\$94,871	\$110,561	\$134,169	\$187,840	#
11-1021	General and operations managers	1,990	6.32	\$50.19	\$104,391	3.87	\$18.73	\$30.03	\$40.95	\$59.67	#	\$38,951	\$62,469	\$85,181	\$124,110	#
11-1031	Legislators	#	#	#	\$53,437	6.18	#	#	#	#	#	\$18,120	\$27,686	\$54,749	\$62,034	\$77,113
11-2021	Marketing managers	40	32.75	\$48.34	\$100,552	4.81	\$25.72	\$28.71	\$42.86	\$66.51	\$81.70	\$53,493	\$59,708	\$89,147	\$138,344	\$169,946
11-2022	Sales managers	100	18.66	\$48.16	\$100,165	8.65	\$28.71	\$35.90	\$43.65	\$50.02	\$70.77	\$59,714	\$74,671	\$90,782	\$104,035	\$147,201
11-2031	Public relations and fundraising managers	20	16.66	\$64.93	\$135,052	17.95	\$31.46	\$34.60	\$45.20	\$89.15	#	\$65,440	\$71,977	\$94,022	\$185,442	#
11-3011	Administrative services managers	100	8.46	\$40.31	\$83,844	5.14	\$21.19	\$28.15	\$35.29	\$48.15	\$67.43	\$44,084	\$58,556	\$73,404	\$100,155	\$140,256
11-3021	Computer and information systems managers	40	10.04	\$62.40	\$129,800	5.6	\$40.26	\$48.04	\$56.03	\$67.71	#	\$83,735	\$99,919	\$116,550	\$140,844	#
11-3031	Financial managers	140	9.21	\$69.13	\$143,786	7.5	\$36.53	\$44.91	\$58.38	\$79.89	#	\$75,984	\$93,416	\$121,434	\$166,167	#
11-3051	Industrial production managers	#	#	\$45.09	\$93,780	5.18	\$28.37	\$37.18	\$45.81	\$53.66	\$61.16	\$59,012	\$77,331	\$95,295	\$111,616	\$127,215
11-3071	Transportation, storage, and distribution managers	50	10.96	\$45.97	\$95,619	3.2	\$31.28	\$37.26	\$45.64	\$54.95	\$61.91	\$65,068	\$77,506	\$94,936	\$114,300	\$128,781
11-3121	Human resources managers	40	10.75	\$51.21	\$106,517	5.5	\$31.60	\$37.23	\$46.36	\$56.31	\$75.50	\$65,733	\$77,447	\$96,435	\$117,134	\$157,037
11-9021	Construction managers	530	14.93	\$46.10	\$95,897	9	\$24.54	\$29.40	\$42.84	\$51.62	\$70.05	\$51,046	\$61,153	\$89,116	\$107,372	\$145,707
11-9031	Education administrators, preschool and childcare center/program	30	48.45	\$29.63	\$61,636	13.55	\$20.41	\$22.45	\$26.80	\$37.99	\$46.00	\$42,447	\$46,697	\$55,752	\$79,012	\$95,679
11-9032	Education administrators, elementary and secondary school	200	3.95	#	\$83,989	2.36	#	#	#	#	#	\$63,750	\$71,976	\$84,669	\$95,876	\$105,974
11-9041	Architectural and engineering managers	#	#	\$55.16	\$114,737	4.74	\$48.56	\$50.81	\$54.55	\$58.30	\$60.41	\$100,999	\$105,676	\$113,466	\$121,257	\$125,651
11-9051	Food service managers	230	28.37	\$32.42	\$67,433	3.95	\$22.45	\$26.52	\$31.24	\$38.02	\$45.50	\$46,690	\$55,155	\$64,977	\$79,085	\$94,642
11-9081	Lodging managers	150	35.59	\$40.77	\$84,793	5.57	\$26.46	\$31.41	\$34.76	\$38.44	\$63.74	\$55,027	\$65,339	\$72,307	\$79,952	\$132,582
11-9111	Medical and health services managers	200	8.21	\$53.34	\$110,948	3.4	\$31.33	\$39.11	\$49.23	\$60.63	\$80.70	\$65,175	\$81,351	\$102,406	\$126,105	\$167,861
11-9121	Natural sciences managers	10	10.79	\$48.56	\$101,010	2.5	\$37.13	\$40.96	\$46.14	\$55.18	\$66.98	\$77,220	\$85,203	\$95,965	\$114,770	\$139,328
11-9131	Postmasters and mail superintendents	30	0	\$31.85	\$66,251	1.64	\$23.25	\$29.98	\$32.16	\$35.26	\$38.65	\$48,366	\$62,364	\$66,903	\$73,336	\$80,386
11-9141	Property, real estate, and community association managers	190	22.75	\$31.61	\$65,745	16.53	\$13.00	\$15.70	\$23.51	\$29.94	\$54.15	\$27,030	\$32,660	\$48,906	\$62,277	\$112,623
11-9151	Social and community service managers	80	19.71	\$35.26	\$73,345	3.43	\$24.40	\$29.45	\$34.73	\$40.46	\$49.04	\$50,749	\$61,255	\$72,244	\$84,159	\$102,008
11-9161	Emergency management directors	20	19.7	\$37.31	\$77,613	3.74	\$26.02	\$30.81	\$36.24	\$44.71	\$50.93	\$54,124	\$64,093	\$75,373	\$92,993	\$105,924
11-9199	Managers, all other	180	10.07	\$45.19	\$93,993	2.14	\$29.66	\$37.00	\$44.29	\$53.60	\$62.18	\$61,689	\$76,957	\$92,128	\$111,485	\$129,339
<b>13-0000</b>	<b>Business and financial operations</b>	<b>4,820</b>	<b>3.49</b>	<b>\$33.09</b>	<b>\$68,818</b>	<b>2.81</b>	<b>\$16.48</b>	<b>\$21.63</b>	<b>\$28.88</b>	<b>\$38.70</b>	<b>\$52.10</b>	<b>\$34,274</b>	<b>\$44,984</b>	<b>\$60,075</b>	<b>\$80,501</b>	<b>\$110,233</b>
13-1022	Wholesale and retail buyers, except farm products	90	48.15	\$26.34	\$54,792	13.42	\$17.25	\$20.18	\$22.66	\$33.06	\$42.67	\$35,877	\$41,968	\$47,124	\$68,762	\$88,753
13-1023	Purchasing agents, except wholesale, retail, and farm products	110	7.62	\$27.51	\$57,217	2.99	\$14.97	\$20.45	\$26.83	\$34.17	\$40.24	\$31,145	\$42,534	\$55,808	\$71,073	\$83,706
13-1041	Compliance officers, except agriculture, construction, health and safety, and transportation	170	9.13	\$28.67	\$59,632	3.19	\$15.59	\$21.01	\$27.07	\$34.85	\$44.29	\$32,428	\$43,700	\$56,312	\$72,479	\$92,115
13-1051	Cost estimators	220	14.71	\$29.55	\$61,473	8.39	\$17.51	\$20.90	\$26.46	\$34.15	\$47.09	\$36,427	\$43,468	\$55,038	\$71,025	\$97,947
13-1071	Human resources specialists	320	7.6	\$29.21	\$60,755	3.63	\$17.31	\$20.76	\$26.03	\$35.62	\$45.60	\$35,996	\$43,176	\$54,133	\$74,089	\$94,845
13-1081	Logisticians	40	15.5	\$47.25	\$98,274	9.43	\$25.49	\$31.43	\$39.65	\$54.74	\$63.57	\$53,010	\$65,364	\$82,481	\$113,857	\$132,225
13-1111	Management analysts	120	22.71	\$42.79	\$88,998	10.29	\$29.91	\$33.13	\$37.77	\$46.08	\$60.81	\$62,209	\$68,918	\$78,553	\$95,838	\$126,487
13-1121	Meeting, convention, and event planners	200	13	\$22.58	\$46,964	3.75	\$13.85	\$16.75	\$21.05	\$26.97	\$35.38	\$28,805	\$34,841	\$43,787	\$56,089	\$73,582
13-1131	Fundraisers	40	19.54	\$27.96	\$58,156	5.22	\$19.09	\$21.17	\$25.49	\$34.76	\$38.62	\$39,706	\$44,027	\$53,018	\$72,309	\$80,326
13-1141	Compensation, benefits, and job analysis specialists	20	5.39	\$28.65	\$59,595	2.98	\$18.58	\$21.50	\$26.43	\$35.96	\$43.58	\$38,640	\$44,721	\$54,976	\$74,794	\$90,643
13-1151	Training and development specialists	100	9.98	\$29.99	\$62,372	3.29	\$17.93	\$22.88	\$28.27	\$37.41	\$45.44	\$37,288	\$47,588	\$58,804	\$77,821	\$94,524
13-1161	Market research analysts and marketing specialists	450	10.3	\$29.76	\$61,903	7.61	\$14.94	\$19.86	\$27.06	\$35.92	\$49.12	\$31,075	\$41,311	\$56,287	\$74,712	\$102,164
13-1199	Business operations specialists, all other	1,030	9.09	\$32.02	\$66,607	4.24	\$14.68	\$21.24	\$29.05	\$40.50	\$53.80	\$30,541	\$44,180	\$60,430	\$84,233	\$111,906
13-2011	Accountants and auditors	1,340	5.89	\$35.18	\$73,168	4.5	\$18.15	\$24.11	\$30.89	\$42.95	\$56.98	\$37,749	\$50,147	\$64,242	\$89,338	\$118,517
13-2021	Appraisers and assessors of real estate	140	37.17	\$24.68	\$51,325	5.27	\$19.22	\$20.82	\$23.26	\$27.71	\$34.40	\$39,968	\$43,304	\$48,390	\$57,642	\$71,544
13-2031	Budget analysts	10	21.43	\$29.16	\$60,647	4.51	\$23.34	\$26.23	\$28.95	\$30.26	\$39.45	\$48,548	\$54,568	\$60,206	\$62,940	\$82,058
13-2051	Financial analysts	100	47.34	#	#	#	#	#	#	#	#	#	#	#	#	#
13-2052	Personal financial advisors	60	45.35	\$51.35	\$106,807	15.33	\$21.28	\$31.56	\$37.30	\$60.86	#	\$44,255	\$65,649	\$77,591	\$126,592	#
13-2072	Loan officers	130	15.95	\$35.46	\$73,766	12.55	\$20.60	\$24.64	\$28.83	\$38.14	\$57.96	\$42,839	\$51,253	\$59,960	\$79,339	\$120,547
13-2082	Tax preparers	40	42.47	\$15.28	\$31,790	13.38	\$10.04	\$10.83	\$12.12	\$14.90	\$31.96	\$20,877	\$22,518	\$25,218	\$30,985	\$66,467

# Data unavailable

Occupational Code	Occupational Title	Employment Estimate	Employment Percentage Relative Standard Error	Average Hourly Wage	Average Annual Wage	Wage Percentage Relative Standard Error	10th Percentile (Hourly)	25th Percentile (Hourly)	50th Percentile (Hourly)	75th Percentile (Hourly)	90th Percentile (Hourly)	10th Percentile (Annual)	25th Percentile (Annual)	50th Percentile (Annual)	75th Percentile (Annual)	90th Percentile (Annual)
13-2099	Financial specialists, all other	50	36.74	\$32.16	\$66,902	4.64	\$22.36	\$27.31	\$32.45	\$36.57	\$43.34	\$46,505	\$56,800	\$67,500	\$76,059	\$90,143
<b>15-0000</b>	<b>Computer and mathematical</b>	<b>990</b>	<b>6.27</b>	<b>\$42.27</b>	<b>\$87,929</b>	<b>10.58</b>	<b>\$18.15</b>	<b>\$24.55</b>	<b>\$32.61</b>	<b>\$43.57</b>	<b>\$71.85</b>	<b>\$37,749</b>	<b>\$51,063</b>	<b>\$67,819</b>	<b>\$90,630</b>	<b>\$149,457</b>
15-1121	Computer systems analysts	60	17.84	\$41.81	\$86,962	3.84	\$25.78	\$31.25	\$41.55	\$50.52	\$57.18	\$53,625	\$65,000	\$86,428	\$105,076	\$118,935
15-1122	Information security analysts	10	20.95	\$40.98	\$85,236	6.34	\$20.44	\$30.96	\$41.71	\$52.05	\$62.55	\$42,519	\$64,404	\$86,751	\$108,266	\$130,112
15-1131	Computer programmers	30	27.1	\$36.50	\$75,923	5.28	\$25.49	\$31.02	\$35.79	\$42.68	\$52.17	\$53,022	\$64,529	\$74,449	\$88,773	\$108,523
15-1132	Software developers, applications	150	37.17	#	#	#	#	#	#	#	#	#	#	#	#	#
15-1133	Software developers, systems software	#	#	\$38.37	\$79,810	3.93	\$21.34	\$26.59	\$37.59	\$46.27	\$61.06	\$44,380	\$55,314	\$78,192	\$96,236	\$127,006
15-1134	Web developers	80	35.05	\$32.33	\$67,236	4.33	\$23.18	\$27.22	\$32.69	\$36.74	\$39.42	\$48,204	\$56,609	\$67,991	\$76,415	\$81,987
15-1141	Database administrators	20	17.31	\$36.33	\$75,557	5.68	\$24.90	\$29.55	\$34.31	\$43.63	\$55.38	\$51,788	\$61,463	\$71,374	\$90,740	\$115,198
15-1142	Network and computer systems administrators	190	14.46	\$35.62	\$74,097	3.51	\$20.43	\$27.76	\$33.88	\$41.67	\$47.96	\$42,493	\$57,747	\$70,480	\$86,665	\$99,752
15-1151	Computer user support specialists	300	20.5	\$23.58	\$49,040	7.53	\$10.79	\$17.77	\$23.45	\$30.12	\$35.48	\$22,444	\$36,956	\$48,778	\$62,642	\$73,796
15-1152	Computer network support specialists	50	23.08	\$30.26	\$62,947	7.57	\$21.46	\$25.18	\$28.73	\$34.35	\$39.50	\$44,637	\$52,377	\$69,768	\$71,449	\$82,157
15-1199	Computer occupations, all other	30	12.32	\$32.30	\$67,192	3.31	\$21.24	\$26.98	\$32.59	\$37.84	\$44.06	\$44,176	\$56,115	\$67,788	\$78,699	\$91,651
<b>17-0000</b>	<b>Architecture and engineering</b>	<b>1,330</b>	<b>9.44</b>	<b>\$35.62</b>	<b>\$74,092</b>	<b>4.6</b>	<b>\$19.50</b>	<b>\$24.75</b>	<b>\$33.08</b>	<b>\$43.00</b>	<b>\$51.20</b>	<b>\$40,559</b>	<b>\$51,489</b>	<b>\$68,812</b>	<b>\$89,438</b>	<b>\$106,498</b>
17-1011	Architects, except landscape and naval	260	18.19	\$29.67	\$61,704	8.68	\$19.55	\$21.40	\$24.54	\$40.32	\$46.83	\$40,669	\$44,504	\$51,035	\$63,867	\$79,411
17-1012	Landscape architects	20	42.81	\$30.05	\$62,514	13.91	\$18.08	\$22.98	\$31.60	\$36.53	\$41.15	\$37,603	\$47,789	\$65,722	\$75,993	\$85,597
17-1021	Cartographers and photogrammetrists	#	#	\$32.43	\$67,445	4.56	\$23.26	\$30.94	\$33.50	\$36.04	\$37.57	\$48,378	\$64,357	\$69,679	\$74,973	\$78,151
17-1022	Surveyors	60	35.27	\$28.72	\$59,731	3.31	\$15.76	\$22.29	\$28.28	\$37.45	\$42.75	\$32,787	\$46,367	\$58,816	\$77,905	\$88,912
17-2051	Civil engineers	350	25.13	\$37.34	\$77,667	5.46	\$25.00	\$29.97	\$38.77	\$44.65	\$50.07	\$52,004	\$62,347	\$80,640	\$92,877	\$104,138
17-2071	Electrical engineers	20	3.88	\$45.53	\$94,713	3.7	\$31.59	\$39.50	\$45.45	\$52.92	\$60.32	\$65,702	\$82,151	\$94,543	\$110,074	\$125,467
17-2081	Environmental engineers	90	39.49	\$43.29	\$90,037	15.68	\$18.53	\$28.96	\$42.06	\$50.58	\$62.27	\$38,550	\$60,229	\$87,482	\$105,214	\$129,516
17-2111	Health and safety engineers, except mining safety engineers and inspectors	10	35.4	\$40.40	\$84,037	10.5	\$17.56	\$31.26	\$43.48	\$53.84	\$58.58	\$36,524	\$65,022	\$90,448	\$111,980	\$121,849
17-2112	Industrial engineers	30	48.19	\$48.60	\$101,092	3.99	\$41.07	\$43.71	\$48.12	\$54.62	\$59.68	\$85,427	\$90,922	\$100,081	\$113,600	\$124,143
17-2141	Mechanical engineers	30	0	\$37.29	\$77,570	2.28	\$25.38	\$29.74	\$35.68	\$45.24	\$55.20	\$52,787	\$61,851	\$74,216	\$94,104	\$114,816
17-2151	Mining and geological engineers, including mining safety engineers	40	9.4	\$45.18	\$93,982	4.3	\$32.15	\$35.67	\$41.19	\$51.96	\$70.88	\$66,877	\$74,190	\$85,666	\$108,080	\$147,434
17-2171	Petroleum engineers	60	25.49	\$72.93	\$151,696	21.68	\$27.17	\$32.63	\$57.57	\$97.99	#	\$56,524	\$67,871	\$119,735	\$203,823	#
17-3011	Architectural and civil drafters	80	12.08	\$25.77	\$53,599	4.8	\$20.08	\$22.06	\$25.37	\$28.99	\$32.53	\$41,761	\$45,890	\$52,774	\$60,304	\$67,670
17-3022	Civil engineering technicians	70	46.54	\$21.45	\$44,616	6.06	\$15.65	\$16.62	\$18.24	\$26.45	\$32.84	\$32,553	\$34,575	\$37,947	\$55,013	\$68,302
17-3023	Electrical and electronics engineering technicians	10	21.23	\$38.58	\$80,241	6.21	\$28.12	\$32.82	\$41.20	\$45.37	\$47.88	\$58,491	\$68,256	\$85,687	\$94,375	\$99,588
17-3025	Environmental engineering technicians	#	#	\$26.24	\$54,576	2.49	\$17.54	\$22.67	\$27.97	\$29.99	\$32.07	\$36,491	\$47,145	\$58,183	\$62,383	\$66,701
17-3029	Engineering technicians, except drafters, all other	40	13.64	\$31.55	\$65,626	2.18	\$24.60	\$29.47	\$33.35	\$36.07	\$38.00	\$51,174	\$61,303	\$69,370	\$75,026	\$79,037
17-3031	Surveying and mapping technicians	#	#	\$29.17	\$60,668	3.71	\$24.05	\$26.11	\$29.55	\$33.61	\$36.13	\$50,023	\$54,309	\$61,454	\$69,909	\$75,148
<b>19-0000</b>	<b>Life, physical, and social science</b>	<b>1,160</b>	<b>4.91</b>	<b>\$29.69</b>	<b>\$61,765</b>	<b>4.24</b>	<b>\$13.73</b>	<b>\$16.76</b>	<b>\$26.37</b>	<b>\$34.91</b>	<b>\$48.29</b>	<b>\$28,553</b>	<b>\$34,860</b>	<b>\$54,855</b>	<b>\$72,617</b>	<b>\$100,437</b>
19-1023	Zoologists and wildlife biologists	70	0	\$31.06	\$64,603	1.3	\$26.45	\$27.67	\$30.03	\$33.79	\$36.60	\$55,022	\$57,559	\$62,465	\$70,281	\$76,135
19-1029	Biological scientists, all other	70	0	\$30.42	\$63,276	1.39	\$23.28	\$26.76	\$30.97	\$34.87	\$38.24	\$48,418	\$55,661	\$64,425	\$72,540	\$79,543
19-1031	Conservation scientists	70	20.63	\$42.69	\$88,798	12.86	\$23.19	\$28.15	\$33.51	\$38.25	\$91.00	\$48,229	\$58,562	\$69,707	\$79,558	\$189,277
19-1032	Foresters	20	0	\$29.59	\$61,553	1.88	\$24.04	\$26.37	\$29.48	\$32.85	\$36.60	\$50,007	\$54,860	\$61,318	\$68,319	\$76,128
19-2021	Atmospheric and space scientists	30	13.75	\$49.16	\$102,251	21.83	\$17.91	\$34.39	\$46.75	\$56.53	\$91.48	\$37,258	\$71,534	\$97,248	\$117,577	\$190,287
19-2031	Chemists	50	48.79	#	#	#	#	#	#	#	#	#	#	#	#	#
19-2041	Environmental scientists and specialists, including health	60	40.8	\$35.80	\$74,459	9.52	\$21.82	\$26.57	\$36.08	\$44.36	\$49.18	\$45,381	\$55,273	\$75,045	\$92,263	\$102,294
19-2042	Geoscientists, except hydrologists and geographers	40	37.44	\$54.68	\$113,739	6.18	\$33.19	\$39.59	\$60.42	\$68.19	\$73.21	\$69,045	\$82,343	\$125,664	\$141,841	\$152,280
19-2043	Hydrologists	20	32.95	#	#	#	#	#	#	#	#	#	#	#	#	#
19-3031	Clinical, counseling, and school psychologists	#	#	\$35.97	\$74,819	3.59	\$25.76	\$30.06	\$35.94	\$43.80	\$48.66	\$53,572	\$62,528	\$74,763	\$91,104	\$101,220
19-3051	Urban and regional planners	110	29.81	\$36.07	\$75,021	4.99	\$24.16	\$28.31	\$34.32	\$41.19	\$48.18	\$50,248	\$58,884	\$71,378	\$85,684	\$100,214
19-3091	Anthropologists and archeologists	10	0	\$30.59	\$63,617	2.57	\$21.15	\$26.38	\$30.98	\$35.66	\$37.43	\$43,992	\$54,860	\$64,431	\$74,183	\$77,844
19-4021	Biological technicians	#	#	\$18.69	\$38,879	1.56	\$15.35	\$15.36	\$17.12	\$20.18	\$26.48	\$31,929	\$31,939	\$35,602	\$41,967	\$55,068
19-4031	Chemical technicians	30	13.22	\$26.87	\$55,894	2.56	\$16.96	\$19.91	\$27.76	\$33.52	\$36.61	\$35,276	\$41,403	\$57,737	\$69,726	\$76,139
19-4041	Geological and petroleum technicians	10	23.95	\$28.13	\$58,518	7.39	\$17.38	\$18.86	\$28.59	\$34.40	\$38.61	\$36,152	\$39,232	\$59,475	\$71,551	\$80,305
19-4091	Environmental science and protection technicians, including health	70	10.02	\$22.42	\$46,633	2.84	\$15.24	\$17.26	\$20.81	\$27.90	\$31.70	\$31,697	\$35,895	\$43,291	\$58,031	\$65,938

# Data unavailable

Occupational Code	Occupational Title	Employment Estimate	Employment Percentage Relative Standard Error	Average Hourly Wage	Average Annual Wage	Wage Percentage Relative Standard Error	10th Percentile (Hourly)	25th Percentile (Hourly)	50th Percentile (Hourly)	75th Percentile (Hourly)	90th Percentile (Hourly)	10th Percentile (Annual)	25th Percentile (Annual)	50th Percentile (Annual)	75th Percentile (Annual)	90th Percentile (Annual)
19-4093	Forest and conservation technicians	340	11.26	\$16.84	\$35,035	1.3	\$12.23	\$13.73	\$15.35	\$19.02	\$22.83	\$25,438	\$28,549	\$31,937	\$39,562	\$47,482
19-4099	Life, physical, and social science technicians, all other	30	43.5	\$18.72	\$38,939	6.15	\$15.28	\$16.35	\$17.39	\$19.02	\$24.83	\$31,789	\$34,016	\$36,164	\$39,570	\$51,643
<b>21-0000</b>	<b>Community and social services</b>	<b>1,280</b>	<b>6.84</b>	<b>\$22.21</b>	<b>\$46,190</b>	<b>1.73</b>	<b>\$13.26</b>	<b>\$16.86</b>	<b>\$21.69</b>	<b>\$27.16</b>	<b>\$32.36</b>	<b>\$27,590</b>	<b>\$35,068</b>	<b>\$45,113</b>	<b>\$56,489</b>	<b>\$67,314</b>
21-1011	Substance abuse and behavioral disorder counselors	#	#	\$24.57	\$51,116	8.97	\$19.23	\$20.51	\$22.63	\$28.55	\$35.76	\$40,005	\$42,668	\$47,065	\$59,384	\$74,375
21-1012	Educational, guidance, school, and vocational counselors	170	6.03	\$24.74	\$51,453	1.72	\$18.76	\$21.07	\$24.68	\$28.43	\$31.52	\$39,018	\$43,818	\$51,336	\$59,128	\$65,562
21-1014	Mental health counselors	160	17.11	\$21.37	\$44,444	5.76	\$15.14	\$17.19	\$21.31	\$26.21	\$29.06	\$31,489	\$35,753	\$44,324	\$54,526	\$60,450
21-1015	Rehabilitation counselors	90	12.48	\$16.74	\$34,817	8.04	\$12.02	\$12.86	\$14.26	\$17.78	\$27.36	\$24,999	\$26,751	\$29,671	\$36,992	\$56,918
21-1021	Child, family, and school social workers	240	15.24	\$23.52	\$48,926	2.6	\$15.91	\$18.47	\$22.67	\$28.10	\$33.80	\$33,101	\$38,409	\$47,153	\$58,456	\$70,302
21-1022	Healthcare social workers	40	10.88	\$26.44	\$54,990	2.37	\$16.96	\$19.03	\$25.60	\$32.54	\$37.04	\$35,283	\$39,581	\$53,257	\$67,687	\$77,052
21-1023	Mental health and substance abuse social workers	40	47.29	\$17.77	\$36,968	21.4	\$10.20	\$11.32	\$16.82	\$25.15	\$28.77	\$21,211	\$23,553	\$34,993	\$52,311	\$59,835
21-1029	Social workers, all other	80	25.35	\$21.52	\$44,761	3.33	\$16.21	\$18.50	\$21.20	\$23.96	\$28.30	\$33,708	\$38,471	\$44,096	\$49,837	\$58,855
21-1091	Health educators	40	31.19	\$21.34	\$44,386	2.85	\$13.35	\$16.87	\$21.12	\$25.20	\$29.64	\$27,766	\$35,079	\$43,924	\$52,425	\$61,653
21-1092	Probation officers and correctional treatment specialists	70	8.99	\$27.81	\$57,853	4.47	\$14.07	\$23.56	\$27.43	\$32.96	\$38.24	\$29,274	\$49,003	\$57,046	\$68,563	\$79,529
21-1093	Social and human service assistants	110	25.31	\$18.54	\$38,571	4.39	\$12.86	\$14.48	\$17.14	\$21.91	\$27.40	\$26,745	\$30,108	\$35,647	\$45,572	\$56,985
21-1094	Community health workers	40	14.62	\$20.55	\$42,745	3.68	\$13.31	\$15.87	\$19.86	\$24.36	\$29.59	\$27,679	\$33,003	\$41,319	\$50,677	\$61,539
21-1099	Community and social service specialists, all other	140	27.49	\$23.33	\$48,522	6.18	\$15.17	\$17.37	\$21.26	\$28.02	\$37.82	\$31,556	\$36,138	\$44,226	\$58,291	\$78,656
21-2011	Clergy	30	26.64	\$20.89	\$43,449	18.57	\$8.57	\$9.08	\$23.16	\$29.57	\$34.52	\$17,827	\$18,890	\$48,181	\$61,504	\$71,794
<b>23-0000</b>	<b>Legal</b>	<b>720</b>	<b>13.41</b>	<b>\$35.55</b>	<b>\$73,946</b>	<b>8.24</b>	<b>\$11.67</b>	<b>\$20.94</b>	<b>\$33.09</b>	<b>\$44.36</b>	<b>\$64.38</b>	<b>\$24,276</b>	<b>\$43,559</b>	<b>\$68,831</b>	<b>\$92,261</b>	<b>\$133,919</b>
23-1011	Lawyers	350	16.49	\$45.08	\$93,762	5.74	\$29.94	\$35.22	\$41.96	\$47.30	\$68.35	\$62,281	\$73,267	\$87,267	\$98,393	\$142,172
23-1023	Judges, magistrate judges, and magistrates	40	10.39	\$62.46	\$129,922	14.01	\$13.32	\$60.43	\$67.58	\$70.61	\$70.62	\$27,716	\$125,693	\$140,563	\$146,879	\$146,888
23-2011	Paralegals and legal assistants	90	17.1	\$25.44	\$52,919	9.35	\$18.06	\$20.11	\$22.56	\$31.64	\$38.39	\$37,573	\$41,832	\$46,917	\$65,821	\$79,861
23-2093	Title examiners, abstractors, and searchers	#	#	\$17.27	\$35,928	11.48	\$10.24	\$11.03	\$14.26	\$23.23	\$29.39	\$21,306	\$22,941	\$29,669	\$48,315	\$61,134
23-2099	Legal support workers, all other	40	20.99	\$26.28	\$54,664	1.69	\$18.56	\$20.76	\$23.66	\$28.17	\$41.22	\$38,598	\$43,188	\$49,212	\$58,593	\$65,748
<b>25-0000</b>	<b>Education, training, and library</b>	<b>5,320</b>	<b>3.73</b>	<b>\$23.08</b>	<b>\$48,015</b>	<b>2.82</b>	<b>\$12.85</b>	<b>\$16.71</b>	<b>\$21.39</b>	<b>\$27.21</b>	<b>\$33.98</b>	<b>\$26,725</b>	<b>\$34,748</b>	<b>\$44,482</b>	<b>\$56,606</b>	<b>\$70,669</b>
25-1194	Vocational education teachers, postsecondary	140	29.45	\$28.00	\$58,248	3.67	\$10.54	\$13.52	\$20.11	\$33.21	\$62.72	\$21,922	\$28,118	\$41,824	\$69,068	\$130,464
25-2011	Preschool teachers, except special education	370	31.01	\$17.25	\$35,871	8.1	\$11.37	\$14.34	\$16.99	\$19.85	\$23.65	\$23,649	\$29,823	\$35,348	\$41,283	\$49,187
25-2012	Kindergarten teachers, except special education	160	4.43	#	\$48,056	2.77	#	#	#	#	#	\$34,737	\$40,186	\$46,844	\$55,898	\$63,415
25-2021	Elementary school teachers, except special education	1,390	4.1	#	\$47,964	1.72	#	#	#	#	#	\$33,831	\$39,517	\$46,841	\$56,276	\$63,657
25-2022	Middle school teachers, except special and career/technical education	680	5.92	#	\$48,683	2.06	#	#	#	#	#	\$33,711	\$40,439	\$47,428	\$57,397	\$66,367
25-2023	Career/technical education teachers, middle school	10	0	#	\$51,000	2.34	#	#	#	#	#	\$40,319	\$43,464	\$48,704	\$58,903	\$69,174
25-2031	Secondary school teachers, except special and career/technical education	640	3.03	#	\$49,298	1.59	#	#	#	#	#	\$34,790	\$40,430	\$47,240	\$57,404	\$68,023
25-2032	Career/technical education teachers, secondary school	30	3.71	#	\$47,151	2.92	#	#	#	#	#	\$33,955	\$38,118	\$45,244	\$54,295	\$60,792
25-2051	Special education teachers, preschool	40	2.25	#	\$55,652	2.26	#	#	#	#	#	\$39,618	\$44,175	\$51,677	\$60,191	\$75,367
25-2052	Special education teachers, kindergarten and elementary school	100	3.24	#	\$50,190	1.53	#	#	#	#	#	\$38,692	\$42,361	\$47,347	\$56,824	\$67,782
25-2053	Special education teachers, middle school	70	8.03	#	\$50,955	1.9	#	#	#	#	#	\$39,233	\$42,823	\$48,210	\$59,131	\$70,615
25-2054	Special education teachers, secondary school	50	0	#	\$48,365	1.47	#	#	#	#	#	\$35,595	\$41,418	\$47,583	\$55,685	\$61,672
25-3021	Self-enrichment education teachers	110	29.18	\$21.10	\$43,891	13.72	\$9.81	\$11.54	\$19.97	\$27.39	\$36.67	\$20,408	\$24,002	\$41,544	\$56,964	\$76,271
25-3097	Teachers and instructors, all other, except substitute teachers	120	39.84	#	#	#	#	#	#	#	#	#	#	#	#	#
25-4012	Curators	20	38.57	\$16.51	\$34,344	17.12	\$9.91	\$10.74	\$15.67	\$19.97	\$24.33	\$20,612	\$22,341	\$32,597	\$41,546	\$50,615
25-4021	Librarians	140	18.84	\$32.61	\$67,825	3.63	\$18.75	\$26.90	\$32.16	\$37.47	\$45.83	\$38,999	\$55,957	\$66,897	\$77,930	\$95,332
25-4031	Library technicians	200	25.32	\$16.88	\$35,120	4.74	\$11.21	\$13.54	\$16.68	\$19.67	\$23.23	\$23,308	\$28,163	\$34,685	\$40,908	\$48,312
25-9031	Instructional coordinators	60	7.87	\$29.10	\$60,531	6.47	\$15.88	\$20.29	\$28.32	\$36.35	\$45.84	\$33,022	\$42,204	\$58,916	\$75,605	\$95,338
25-9041	Teacher assistants	630	5.18	#	\$29,401	2.75	#	#	#	#	#	\$21,286	\$24,278	\$28,392	\$33,929	\$38,737
25-9099	Education, training, and library workers, all other	50	11.96	\$34.46	\$71,676	7.35	\$23.46	\$27.76	\$33.83	\$41.81	\$51.93	\$48,791	\$57,734	\$70,373	\$86,966	\$108,022
<b>27-0000</b>	<b>Arts, design, entertainment, sports, and media</b>	<b>3,330</b>	<b>3.97</b>	<b>\$18.89</b>	<b>\$39,289</b>	<b>5.82</b>	<b>\$9.40</b>	<b>\$11.20</b>	<b>\$15.24</b>	<b>\$23.80</b>	<b>\$32.41</b>	<b>\$19,550</b>	<b>\$23,289</b>	<b>\$31,699</b>	<b>\$49,500</b>	<b>\$67,411</b>
27-1013	Fine artists, including painters, sculptors, and illustrators	10	42.57	\$13.27	\$27,597	15.77	\$8.54	\$9.01	\$13.37	\$15.77	\$19.65	\$17,766	\$18,738	\$27,806	\$32,809	\$40,867

# Data unavailable

Occupational Code	Occupational Title	Employment Estimate	Employment Percentage Relative Standard Error	Average Hourly Wage	Average Annual Wage	Wage Percentage Relative Standard Error	10th Percentile (Hourly)	25th Percentile (Hourly)	50th Percentile (Hourly)	75th Percentile (Hourly)	90th Percentile (Hourly)	10th Percentile (Annual)	25th Percentile (Annual)	50th Percentile (Annual)	75th Percentile (Annual)	90th Percentile (Annual)
27-1019	Artists and related workers, all other	20	0	\$15.72	\$32,705	1.81	\$13.72	\$13.73	\$15.35	\$16.90	\$19.96	\$28,542	\$28,549	\$31,931	\$35,144	\$41,519
27-1023	Floral designers	100	18.92	\$16.15	\$33,596	8.13	\$12.16	\$13.23	\$15.10	\$18.33	\$23.15	\$25,298	\$27,510	\$31,410	\$38,133	\$48,160
27-1024	Graphic designers	170	20.84	\$24.89	\$51,781	9.2	\$11.24	\$16.38	\$24.99	\$33.41	\$38.09	\$23,379	\$34,062	\$51,972	\$69,493	\$79,223
27-1025	Interior designers	160	32.22	\$25.57	\$53,194	5.73	\$15.86	\$20.01	\$23.26	\$31.02	\$38.82	\$32,979	\$41,615	\$48,381	\$64,521	\$80,745
27-2012	Producers and directors	30	22.61	\$29.95	\$62,297	14.92	\$10.55	\$12.45	\$26.78	\$49.89	\$57.79	\$21,939	\$25,904	\$55,706	\$103,762	\$120,212
27-2023	Umpires, referees, and other sports officials	30	34.65	#	\$32,764	22.7	#	#	#	#	#	\$17,574	\$18,257	\$19,395	\$45,250	\$60,508
27-2042	Musicians and singers	10	47.06	\$27.22	#	15.36	\$19.02	\$21.67	\$30.14	\$33.69	\$35.93	#	#	#	#	#
27-3011	Radio and television announcers	40	3.58	\$24.04	\$50,004	14.05	\$8.92	\$16.09	\$20.32	\$32.21	\$37.01	\$18,549	\$33,457	\$42,273	\$67,001	\$76,991
27-3031	Public relations specialists	230	21.52	\$25.39	\$52,818	12.04	\$13.19	\$15.95	\$21.65	\$30.44	\$42.70	\$27,442	\$33,168	\$45,039	\$63,308	\$88,816
27-3041	Editors	20	42.57	\$26.81	\$55,755	16.28	\$13.19	\$14.80	\$28.41	\$35.44	\$41.01	\$27,425	\$30,778	\$59,091	\$73,716	\$85,300
27-3091	Interpreters and translators	20	6.1	\$24.60	\$51,172	3.53	\$16.35	\$18.16	\$22.22	\$30.25	\$36.70	\$34,006	\$37,767	\$46,226	\$62,912	\$76,326
27-4011	Audio and video equipment technicians	60	26.06	\$20.95	\$43,584	16.3	\$12.08	\$15.08	\$17.40	\$22.73	\$42.24	\$25,122	\$31,376	\$36,198	\$47,275	\$87,851
27-4012	Broadcast technicians	10	38.46	#	#	#	#	#	#	#	#	#	#	#	#	#
27-4021	Photographers	130	26.74	\$13.63	\$28,352	20.28	\$8.55	\$9.03	\$10.19	\$13.69	\$28.28	\$17,784	\$18,782	\$21,186	\$28,471	\$58,830
27-4031	Camera operators, television, video, and motion picture	20	48.6	#	#	#	#	#	#	#	#	#	#	#	#	#
<b>29-0000</b>	<b>Healthcare practitioners and technical</b>	<b>4,650</b>	<b>3.56</b>	<b>\$39.94</b>	<b>\$83,073</b>	<b>3.11</b>	<b>\$17.80</b>	<b>\$25.41</b>	<b>\$34.39</b>	<b>\$44.77</b>	<b>\$64.46</b>	<b>\$37,029</b>	<b>\$52,860</b>	<b>\$71,521</b>	<b>\$93,130</b>	<b>\$134,083</b>
29-1011	Chiropractors	30	26.95	\$37.07	\$77,110	18.1	\$16.99	\$20.25	\$31.76	\$54.60	\$59.32	\$35,345	\$42,128	\$66,071	\$113,560	\$123,379
29-1021	Dentists, general	90	37.06	\$64.89	\$134,981	23.07	\$31.97	\$34.37	\$38.38	\$88.40	#	\$66,502	\$71,499	\$79,827	\$183,867	#
29-1031	Dietitians and nutritionists	30	8.61	\$28.92	\$60,146	2.98	\$21.69	\$24.73	\$28.22	\$33.35	\$37.57	\$45,118	\$51,430	\$58,704	\$69,373	\$78,139
29-1051	Pharmacists	120	13.8	\$61.44	\$127,788	2.32	\$48.24	\$54.49	\$64.08	\$71.72	\$76.91	\$100,341	\$113,330	\$133,296	\$149,187	\$159,983
29-1062	Family and general practitioners	180	34.97	\$113.82	\$236,750	8.91	\$17.17	\$91.95	#	#	#	\$148,037	\$191,248	#	#	#
29-1063	Internists, general	20	0	\$118.59	\$246,676	8.04	\$84.18	\$91.06	#	#	#	\$175,099	\$189,396	#	#	#
29-1064	Obstetricians and gynecologists	#	#	\$82.62	\$171,854	21.86	\$60.06	\$63.56	\$69.40	#	#	\$124,923	\$132,206	\$144,343	#	#
29-1065	Pediatricians, general	20	47.14	\$64.91	\$135,016	14.01	\$42.63	\$47.04	\$68.92	\$79.01	\$92.11	\$88,662	\$97,848	\$143,351	\$164,336	\$191,592
29-1067	Surgeons	70	40.8	\$88.72	\$184,538	27.99	\$30.05	\$41.12	\$47.35	#	#	\$62,499	\$85,519	\$98,480	#	#
29-1069	Physicians and surgeons, all other	40	7.59	\$103.16	\$214,564	10.08	\$44.53	\$80.05	#	#	#	\$92,615	\$166,502	#	#	#
29-1071	Physician assistants	80	16.74	\$48.42	\$100,719	3.69	\$38.88	\$42.00	\$46.49	\$53.08	\$61.33	\$80,881	\$87,370	\$96,704	\$110,400	\$127,562
29-1122	Occupational therapists	90	12.34	\$36.75	\$76,438	1.72	\$27.13	\$30.71	\$34.96	\$40.51	\$48.72	\$56,435	\$63,880	\$72,726	\$84,263	\$101,342
29-1123	Physical therapists	240	7.92	\$35.55	\$73,937	2.22	\$22.98	\$30.44	\$35.75	\$42.18	\$47.43	\$47,805	\$63,325	\$74,356	\$87,740	\$98,657
29-1126	Respiratory therapists	70	12.3	\$30.94	\$64,360	2.62	\$24.06	\$27.00	\$31.44	\$35.62	\$38.40	\$50,050	\$56,159	\$65,403	\$74,096	\$79,877
29-1127	Speech-language pathologists	90	9.7	\$37.73	\$78,470	2.33	\$26.69	\$32.24	\$38.15	\$43.97	\$48.64	\$55,514	\$67,063	\$79,346	\$91,447	\$101,177
29-1131	Veterinarians	100	12.82	\$57.95	\$120,529	26.89	\$19.44	\$34.76	\$44.14	\$66.39	#	\$40,434	\$72,309	\$91,816	\$138,098	#
29-1141	Registered nurses	1,480	5.25	\$35.54	\$73,919	1.72	\$25.07	\$28.72	\$34.78	\$41.72	\$47.58	\$52,154	\$59,743	\$72,338	\$86,782	\$98,972
29-1171	Nurse practitioners	#	#	\$46.32	\$96,352	3.15	\$31.72	\$39.48	\$45.73	\$55.10	\$62.33	\$65,980	\$82,110	\$95,119	\$114,612	\$129,649
29-1199	Health diagnosing and treating practitioners, all other	#	#	\$24.74	\$51,454	12.05	\$15.86	\$17.28	\$25.33	\$29.01	\$33.64	\$32,993	\$35,938	\$52,680	\$60,350	\$69,966
29-2011	Medical and clinical laboratory technologists	80	14.12	\$31.98	\$66,512	3.1	\$21.36	\$26.08	\$31.34	\$37.32	\$44.90	\$44,428	\$54,246	\$65,186	\$77,634	\$93,392
29-2021	Dental hygienists	170	21.46	\$36.98	\$76,916	5	\$28.50	\$32.76	\$37.86	\$43.36	\$46.54	\$59,286	\$68,143	\$78,751	\$90,187	\$96,805
29-2032	Diagnostic medical sonographers	30	13.96	\$40.69	\$84,632	2.99	\$32.32	\$35.72	\$41.27	\$46.13	\$49.30	\$67,228	\$74,307	\$85,836	\$95,947	\$102,546
<b>29-2033</b>	<b>Nuclear medicine technologists</b>	<b>#</b>	<b>#</b>	<b>\$34.11</b>	<b>\$70,940</b>	<b>2.6</b>	<b>\$25.80</b>	<b>\$31.03</b>	<b>\$34.48</b>	<b>\$37.96</b>	<b>\$43.49</b>	<b>\$53,656</b>	<b>\$64,534</b>	<b>\$71,714</b>	<b>\$78,964</b>	<b>\$90,461</b>
29-2034	Radiologic technologists and technicians	160	4.09	\$32.08	\$66,718	1.63	\$21.76	\$26.09	\$31.61	\$38.05	\$44.54	\$45,258	\$54,267	\$65,754	\$79,143	\$92,633
29-2035	Magnetic resonance imaging technologists	20	5.65	\$35.84	\$74,538	7.16	\$24.46	\$28.05	\$35.11	\$43.73	\$48.99	\$50,880	\$58,345	\$73,034	\$90,960	\$101,903
29-2041	Emergency medical technicians and paramedics	320	10.64	\$22.45	\$46,688	5.53	\$11.28	\$16.14	\$20.73	\$29.71	\$36.37	\$23,465	\$33,572	\$43,118	\$61,794	\$75,652
29-2051	Dietetic technicians	10	19.18	\$15.81	\$32,885	7.52	\$10.86	\$13.23	\$16.22	\$18.26	\$20.58	\$22,584	\$27,524	\$33,731	\$37,988	\$42,804
29-2052	Pharmacy technicians	110	21.12	\$16.78	\$34,908	6.73	\$12.36	\$13.31	\$14.99	\$18.83	\$23.33	\$25,710	\$27,687	\$31,170	\$39,176	\$48,529
29-2055	Surgical technologists	60	8.31	\$26.71	\$55,548	3.87	\$18.85	\$21.48	\$26.24	\$32.59	\$36.42	\$39,211	\$44,687	\$54,579	\$67,785	\$75,744
29-2056	Veterinary technologists and technicians	130	5.16	\$17.06	\$35,491	5.67	\$12.84	\$14.69	\$17.04	\$19.22	\$22.29	\$26,706	\$30,559	\$35,438	\$39,983	\$46,364
29-2061	Licensed practical and licensed vocational nurses	90	44.45	\$21.73	\$45,201	2.11	\$16.56	\$18.88	\$21.78	\$24.57	\$27.99	\$34,447	\$39,264	\$45,312	\$51,112	\$58,226
29-2071	Medical records and health information technicians	70	4.45	\$21.17	\$44,032	2.08	\$15.23	\$16.86	\$19.83	\$24.08	\$30.24	\$31,674	\$35,074	\$41,250	\$50,090	\$62,898
29-2081	Opticians, dispensing	80	15.63	\$17.69	\$36,790	9.5	\$12.54	\$13.88	\$16.47	\$20.48	\$26.61	\$26,088	\$28,875	\$34,267	\$42,608	\$55,342
29-2099	Health technologists and technicians, all other	40	16.01	\$21.13	\$43,956	2.62	\$15.39	\$16.90	\$19.65	\$24.78	\$29.70	\$32,002	\$35,150	\$40,863	\$51,545	\$61,772

# Data unavailable

Occupational Code	Occupational Title	Employment Estimate	Employment Percentage Relative Standard Error	Average Hourly Wage	Average Annual Wage	Wage Percentage Relative Standard Error	10th Percentile (Hourly)	25th Percentile (Hourly)	50th Percentile (Hourly)	75th Percentile (Hourly)	90th Percentile (Hourly)	10th Percentile (Annual)	25th Percentile (Annual)	50th Percentile (Annual)	75th Percentile (Annual)	90th Percentile (Annual)
29-9011	Occupational health and safety specialists	110	10.92	\$37.55	\$78,094	2.36	\$24.82	\$31.26	\$36.54	\$45.00	\$52.96	\$51,628	\$65,016	\$76,004	\$93,600	\$110,155
29-9012	Occupational health and safety technicians	40	22.86	\$31.23	\$64,957	3.88	\$21.47	\$27.27	\$32.53	\$35.38	\$37.09	\$44,660	\$56,715	\$67,661	\$73,587	\$77,142
29-9091	Athletic trainers	50	21.44	#	\$49,188	2.41	#	#	#	#	#	\$31,205	\$37,755	\$48,442	\$60,056	\$71,311
<b>31-0000</b>	<b>Healthcare support</b>	<b>1,640</b>	<b>7.33</b>	<b>\$18.04</b>	<b>\$37,528</b>	<b>5.17</b>	<b>\$11.05</b>	<b>\$13.37</b>	<b>\$16.29</b>	<b>\$19.66</b>	<b>\$26.08</b>	<b>\$22,983</b>	<b>\$27,805</b>	<b>\$33,885</b>	<b>\$40,885</b>	<b>\$54,237</b>
31-1011	Home health aides	80	30.88	\$14.35	\$29,841	6.9	\$10.01	\$11.15	\$14.97	\$17.09	\$18.34	\$20,819	\$23,188	\$31,130	\$35,537	\$38,146
31-1014	Nursing assistants	410	10.48	\$14.94	\$31,067	1.79	\$11.43	\$12.77	\$14.79	\$17.07	\$18.60	\$23,774	\$26,564	\$30,758	\$35,513	\$38,680
31-2021	Physical therapist assistants	20	27.28	\$27.80	\$57,833	17.03	\$16.32	\$19.33	\$22.59	\$29.14	\$56.25	\$33,949	\$40,207	\$46,993	\$60,609	\$116,992
31-2022	Physical therapist aides	20	18.4	\$16.05	\$33,379	3.24	\$12.84	\$14.02	\$15.90	\$17.77	\$18.90	\$26,716	\$29,156	\$33,063	\$36,964	\$57,306
31-9011	Massage therapists	440	16.58	\$21.49	\$44,702	16.11	\$8.74	\$12.19	\$17.29	\$24.27	\$42.77	\$18,171	\$25,360	\$35,954	\$50,488	\$88,960
31-9091	Dental assistants	230	22.85	\$18.85	\$39,203	5.62	\$12.71	\$14.22	\$18.92	\$22.45	\$25.52	\$26,428	\$29,580	\$39,347	\$46,693	\$53,083
31-9092	Medical assistants	250	18.25	\$17.21	\$35,790	3.51	\$12.88	\$14.34	\$16.57	\$18.68	\$23.25	\$26,792	\$29,836	\$34,467	\$38,858	\$48,365
31-9093	Medical equipment preparers	30	9.87	\$20.13	\$41,877	2.66	\$15.46	\$16.76	\$18.93	\$22.81	\$27.65	\$32,165	\$34,868	\$39,370	\$47,450	\$57,506
31-9097	Phlebotomists	#	#	\$17.24	\$35,850	3.75	\$13.04	\$14.65	\$17.07	\$19.86	\$22.49	\$27,113	\$30,463	\$35,503	\$41,316	\$46,789
31-9099	Healthcare support workers, all other	90	1.6	\$15.24	\$31,698	1.38	\$12.07	\$13.08	\$14.76	\$17.11	\$19.03	\$25,105	\$27,202	\$30,701	\$35,597	\$39,576
<b>33-0000</b>	<b>Protective service</b>	<b>2,650</b>	<b>4.85</b>	<b>\$21.56</b>	<b>\$44,848</b>	<b>2.07</b>	<b>\$10.97</b>	<b>\$14.29</b>	<b>\$20.22</b>	<b>\$27.79</b>	<b>\$34.69</b>	<b>\$22,822</b>	<b>\$29,728</b>	<b>\$42,064</b>	<b>\$57,807</b>	<b>\$72,148</b>
33-1011	First-line supervisors of correctional officers	10	16.6	\$34.40	\$71,545	7.14	\$25.24	\$25.57	\$30.22	\$41.61	\$48.14	\$52,501	\$53,183	\$62,857	\$66,550	\$100,140
33-1012	First-line supervisors of police and detectives	80	7.93	\$39.71	\$82,607	1.94	\$30.92	\$33.51	\$37.91	\$46.14	\$52.36	\$64,324	\$69,700	\$78,843	\$95,978	\$108,906
33-1021	First-line supervisors of fire fighting and prevention workers	60	18.92	\$34.42	\$71,594	4.16	\$21.59	\$25.87	\$35.06	\$41.50	\$47.45	\$44,899	\$53,811	\$72,924	\$86,317	\$98,697
33-1099	First-line supervisors of protective service workers, all other	110	15.37	\$25.47	\$52,983	2.25	\$19.20	\$21.12	\$24.36	\$29.90	\$34.66	\$39,945	\$43,927	\$50,676	\$62,185	\$72,088
33-2011	Firefighters	360	16.17	\$23.83	\$49,557	4.45	\$13.52	\$17.19	\$23.26	\$31.29	\$35.96	\$28,123	\$35,759	\$48,371	\$65,082	\$74,796
33-2021	Fire inspectors and investigators	#	#	\$32.80	\$68,224	10.98	\$25.24	\$26.83	\$29.47	\$36.06	\$49.43	\$52,502	\$55,801	\$61,299	\$74,995	\$102,812
33-3012	Correctional officers and jailers	190	14.89	\$24.43	\$50,816	2.13	\$19.31	\$20.52	\$23.32	\$28.01	\$32.46	\$40,158	\$42,672	\$48,496	\$58,263	\$67,509
33-3021	Detectives and criminal investigators	50	29.07	\$29.96	\$62,320	6.64	\$20.65	\$23.40	\$27.41	\$35.28	\$45.19	\$42,950	\$48,679	\$57,021	\$73,379	\$93,998
33-3051	Police and sheriff's patrol officers	550	5.7	\$27.51	\$57,212	1.77	\$20.10	\$22.92	\$27.34	\$32.30	\$36.26	\$41,816	\$47,676	\$56,864	\$67,187	\$75,414
33-9011	Animal control workers	30	30.84	\$17.91	\$37,248	8.72	\$8.68	\$9.35	\$19.91	\$22.89	\$25.71	\$18,047	\$19,440	\$41,404	\$47,615	\$53,482
33-9032	Security guards	530	16.26	\$15.74	\$32,734	2.64	\$11.85	\$13.05	\$14.94	\$17.53	\$20.07	\$24,649	\$27,143	\$31,065	\$36,463	\$41,741
33-9092	Lifeguards, ski patrol, and other recreational protective service workers	480	10.78	\$12.95	\$26,940	2.19	\$9.30	\$10.27	\$11.67	\$15.23	\$18.41	\$19,338	\$21,357	\$24,269	\$31,669	\$38,299
33-9093	Transportation security screeners	40	0	\$21.92	\$45,601	2.98	\$18.75	\$20.25	\$22.54	\$23.60	\$25.42	\$39,008	\$42,123	\$46,894	\$49,078	\$52,869
33-9099	Protective service workers, all other	#	#	\$18.15	\$37,749	1.96	\$12.18	\$14.70	\$15.78	\$21.55	\$26.00	\$25,342	\$30,585	\$32,829	\$44,825	\$54,082
<b>35-0000</b>	<b>Food preparation and serving-related</b>	<b>15,650</b>	<b>3.3</b>	<b>\$13.12</b>	<b>\$27,300</b>	<b>2.84</b>	<b>\$8.62</b>	<b>\$9.21</b>	<b>\$11.54</b>	<b>\$15.00</b>	<b>\$20.13</b>	<b>\$17,933</b>	<b>\$19,155</b>	<b>\$23,995</b>	<b>\$31,204</b>	<b>\$41,873</b>
35-1011	Chefs and head cooks	320	14.53	\$30.71	\$63,867	12.38	\$16.89	\$20.89	\$26.22	\$34.71	\$57.81	\$35,129	\$43,446	\$54,537	\$72,197	\$120,242
35-1012	First-line supervisors of food preparation and serving workers	840	10.33	\$19.97	\$41,535	3.61	\$11.16	\$15.12	\$19.83	\$24.58	\$29.01	\$23,203	\$31,457	\$41,237	\$51,119	\$60,335
35-2011	Cooks, fast food	#	#	\$13.57	\$28,231	3.93	\$11.75	\$12.54	\$13.55	\$14.56	\$15.63	\$24,433	\$26,081	\$28,180	\$30,278	\$32,502
35-2012	Cooks, institution and cafeteria	340	8.52	\$14.34	\$29,837	2.13	\$9.92	\$11.30	\$13.57	\$16.79	\$20.51	\$20,634	\$23,505	\$28,221	\$34,922	\$42,653
35-2014	Cooks, restaurant	2,150	11.14	\$14.85	\$30,895	2.53	\$10.70	\$12.49	\$14.55	\$17.18	\$18.83	\$22,247	\$25,989	\$30,274	\$35,728	\$39,160
35-2015	Cooks, short order	#	#	\$13.56	\$28,214	19.25	\$8.58	\$9.10	\$15.30	\$17.27	\$18.45	\$17,845	\$18,936	\$31,822	\$35,922	\$38,382
35-2021	Food preparation workers	1,330	33.33	\$12.84	\$26,698	4.63	\$9.97	\$10.70	\$11.93	\$14.42	\$17.48	\$20,737	\$22,255	\$24,815	\$29,994	\$36,353
35-3011	Bartenders	1,110	14.28	\$13.78	\$28,671	8.03	\$8.55	\$9.03	\$11.65	\$17.09	\$22.39	\$17,788	\$18,791	\$24,242	\$35,557	\$46,563
35-3021	Combined food preparation and serving workers, including fast food	2,820	9.65	\$11.47	\$23,863	4.25	\$8.57	\$9.09	\$10.48	\$12.76	\$16.30	\$17,831	\$18,901	\$21,801	\$26,538	\$33,912
35-3022	Counter attendants, cafeteria, food concession, and coffee shop	350	45.97	\$11.73	\$24,390	3.48	\$8.92	\$9.99	\$12.01	\$13.49	\$14.38	\$18,562	\$20,782	\$24,971	\$28,058	\$29,920
35-3031	Waiters and waitresses	3,590	11.69	\$11.49	\$23,894	5.75	\$8.42	\$8.71	\$9.20	\$12.92	\$19.94	\$17,520	\$18,122	\$19,126	\$26,878	\$41,482
35-3041	Food servers, nonrestaurant	#	#	\$11.94	\$24,825	7.02	\$8.49	\$8.88	\$10.05	\$14.87	\$17.84	\$17,656	\$18,462	\$20,909	\$30,920	\$37,108
35-9011	Dining room and cafeteria attendants and bartender helpers	620	11.19	\$10.40	\$21,634	5.01	\$8.44	\$8.77	\$9.30	\$10.81	\$14.29	\$17,564	\$18,233	\$19,341	\$22,482	\$29,721
35-9021	Dishwashers	680	19.11	\$11.46	\$23,844	4.7	\$8.70	\$9.38	\$11.37	\$13.36	\$14.50	\$18,100	\$19,520	\$23,654	\$27,785	\$30,162
35-9031	Hosts and hostesses, restaurant, lounge, and coffee shop	540	16.69	\$11.34	\$23,588	3.37	\$8.69	\$9.38	\$11.19	\$13.06	\$14.27	\$18,072	\$19,517	\$23,270	\$27,163	\$29,690
<b>37-0000</b>	<b>Building and grounds cleaning and maintenance</b>	<b>8,330</b>	<b>3.95</b>	<b>\$14.67</b>	<b>\$30,510</b>	<b>2.27</b>	<b>\$9.74</b>	<b>\$11.28</b>	<b>\$13.77</b>	<b>\$17.06</b>	<b>\$21.32</b>	<b>\$20,266</b>	<b>\$23,453</b>	<b>\$28,645</b>	<b>\$35,495</b>	<b>\$44,337</b>

# Data unavailable



Occupational Code	Occupational Title	Employment Estimate	Employment Percentage Relative Standard Error	Average Hourly Wage	Average Annual Wage	Wage Percentage Relative Standard Error	10th Percentile (Hourly)	25th Percentile (Hourly)	50th Percentile (Hourly)	75th Percentile (Hourly)	90th Percentile (Hourly)	10th Percentile (Annual)	25th Percentile (Annual)	50th Percentile (Annual)	75th Percentile (Annual)	90th Percentile (Annual)
37-1011	First-line supervisors of housekeeping and janitorial workers	410	12.52	\$19.71	\$40,992	4.11	\$12.82	\$14.89	\$18.51	\$23.42	\$29.02	\$26,674	\$30,973	\$38,494	\$48,716	\$60,351
37-1012	First-line supervisors of landscaping, lawn service, and grounds	190	15.25	\$25.85	\$53,771	3.45	\$16.56	\$20.87	\$25.68	\$29.03	\$34.28	\$34,440	\$43,412	\$53,405	\$60,381	\$71,310
37-2011	Janitors and cleaners, except maids and housekeeping cleaners	1,970	14.91	\$14.03	\$29,190	3.1	\$9.13	\$11.27	\$13.74	\$16.51	\$18.89	\$18,995	\$23,439	\$28,577	\$34,345	\$39,283
37-2012	Maids and housekeeping cleaners	3,160	11.28	\$12.65	\$26,308	2.74	\$9.63	\$10.48	\$11.87	\$14.41	\$17.13	\$20,038	\$21,791	\$24,688	\$29,962	\$35,624
37-2019	Building cleaning workers, all other	#	#	\$15.16	\$31,536	4.26	\$12.18	\$13.20	\$14.91	\$17.30	\$18.77	\$25,327	\$27,465	\$31,008	\$35,992	\$39,041
37-3011	Landscaping and groundskeeping workers	2,360	7.45	\$16.04	\$33,371	3.88	\$10.73	\$12.89	\$15.25	\$18.47	\$23.22	\$22,328	\$26,811	\$31,723	\$38,418	\$48,298
37-3012	Pesticide handlers, sprayers, and applicators, vegetation	30	49.57	\$20.10	\$41,816	10.13	\$13.00	\$15.10	\$18.58	\$25.88	\$28.28	\$27,034	\$31,407	\$38,637	\$53,827	\$58,813
<b>39-0000</b>	<b>Personal care and service</b>	<b>4,270</b>	<b>6.94</b>	<b>\$15.10</b>	<b>\$31,418</b>	<b>3.24</b>	<b>\$8.89</b>	<b>\$10.18</b>	<b>\$12.91</b>	<b>\$17.39</b>	<b>\$25.48</b>	<b>\$18,497</b>	<b>\$21,165</b>	<b>\$26,846</b>	<b>\$36,163</b>	<b>\$52,990</b>
39-1021	First-line supervisors of personal service workers	270	19.07	\$24.43	\$50,810	4.32	\$15.20	\$19.42	\$24.53	\$29.06	\$34.89	\$31,606	\$40,402	\$51,019	\$60,452	\$72,576
39-2021	Nonfarm animal caretakers	110	28.97	\$11.08	\$23,048	5.98	\$8.70	\$9.38	\$10.49	\$11.60	\$13.20	\$18,092	\$19,512	\$21,826	\$24,135	\$32,332
39-3031	Ushers, lobby attendants, and ticket takers	270	24.28	\$9.83	\$20,441	2.41	\$8.43	\$8.74	\$9.24	\$10.68	\$12.22	\$17,539	\$18,170	\$19,222	\$22,222	\$25,427
39-3091	Amusement and recreation attendants	1,040	15.83	\$11.65	\$24,227	2.58	\$8.92	\$9.82	\$11.10	\$12.97	\$14.66	\$18,564	\$20,420	\$23,078	\$26,985	\$30,496
39-3093	Locker room, coatroom, and dressing room attendants	50	8.36	\$12.13	\$25,229	4.58	\$8.66	\$9.30	\$11.50	\$13.65	\$15.00	\$18,005	\$19,334	\$23,923	\$28,395	\$31,210
39-5012	Hairdressers, hairstylists, and cosmetologists	180	41.78	\$16.76	\$34,860	24.95	\$8.44	\$8.77	\$9.39	\$29.07	\$35.13	\$17,564	\$18,232	\$19,523	\$60,473	\$73,062
39-5092	Manicurists and pedicurists	40	28.14	\$17.86	\$37,144	15.43	\$9.00	\$11.04	\$17.53	\$24.23	\$28.14	\$18,719	\$22,962	\$36,464	\$50,390	\$58,540
39-5094	Skincare specialists	90	28.84	\$18.99	\$39,508	26.71	\$8.59	\$9.13	\$11.68	\$22.46	\$47.03	\$17,866	\$18,988	\$24,300	\$46,721	\$97,832
39-6011	Baggage porters and bellhops	200	18	\$11.36	\$23,636	2.82	\$8.56	\$9.07	\$10.73	\$13.28	\$15.74	\$17,815	\$18,860	\$22,318	\$27,631	\$32,738
39-6012	Concierges	200	13.23	\$15.71	\$32,670	2.93	\$11.29	\$12.78	\$14.57	\$17.67	\$22.83	\$23,488	\$26,577	\$30,309	\$36,751	\$47,495
39-7011	Tour guides and escorts	#	#	\$17.38	\$36,153	9.84	\$9.04	\$15.26	\$17.99	\$20.92	\$23.19	\$18,802	\$31,732	\$37,411	\$43,505	\$48,243
39-9011	Childcare workers	450	23.58	\$13.93	\$28,980	4.26	\$9.16	\$10.77	\$13.24	\$16.01	\$18.42	\$19,046	\$22,403	\$27,544	\$33,296	\$38,322
39-9021	Personal care aides	230	16.16	\$14.82	\$30,832	2.53	\$12.08	\$12.99	\$14.50	\$16.79	\$18.52	\$25,117	\$27,012	\$30,168	\$34,929	\$38,522
39-9031	Fitness trainers and aerobics instructors	240	24.94	\$27.02	\$56,202	8.12	\$12.35	\$18.04	\$26.54	\$30.97	\$35.79	\$25,693	\$37,523	\$55,202	\$64,417	\$74,446
39-9032	Recreation workers	520	15.64	\$15.70	\$32,666	3.36	\$9.31	\$11.90	\$14.03	\$18.63	\$23.62	\$19,356	\$24,758	\$29,185	\$38,750	\$49,122
39-9099	Personal care and service workers, all other	40	9.52	\$11.25	\$23,402	4.32	\$8.62	\$9.20	\$10.79	\$12.85	\$14.30	\$17,926	\$19,138	\$22,449	\$26,718	\$29,740
<b>41-0000</b>	<b>Sales and related</b>	<b>13,690</b>	<b>3.74</b>	<b>\$19.05</b>	<b>\$39,615</b>	<b>3.84</b>	<b>\$9.24</b>	<b>\$11.07</b>	<b>\$14.30</b>	<b>\$20.35</b>	<b>\$33.20</b>	<b>\$19,224</b>	<b>\$23,024</b>	<b>\$29,742</b>	<b>\$42,329</b>	<b>\$69,059</b>
41-1011	First-line supervisors of retail sales workers	920	13.85	\$21.62	\$44,960	3.82	\$13.31	\$16.15	\$19.72	\$24.12	\$32.79	\$27,694	\$33,590	\$41,010	\$50,179	\$68,205
41-1012	First-line supervisors of non-retail sales workers	100	19.48	\$40.23	\$83,674	15.61	\$21.37	\$26.81	\$33.81	\$43.60	\$58.44	\$44,452	\$55,767	\$70,317	\$90,684	\$121,551
41-2011	Cashiers	3,780	5.54	\$12.25	\$25,477	4.08	\$8.72	\$9.46	\$11.58	\$14.09	\$17.13	\$18,145	\$19,676	\$24,086	\$29,306	\$35,634
41-2021	Counter and rental clerks	1,010	18.92	\$14.76	\$30,711	5.29	\$9.61	\$10.84	\$13.22	\$16.56	\$21.40	\$19,984	\$22,552	\$27,502	\$34,447	\$44,503
41-2022	Parts salespersons	200	33.35	\$16.93	\$35,206	9.31	\$9.33	\$11.97	\$15.56	\$19.73	\$27.89	\$19,400	\$24,897	\$32,370	\$41,029	\$58,017
41-2031	Retail salespersons	4,840	6.84	\$16.83	\$35,000	5.07	\$9.63	\$11.16	\$13.74	\$17.88	\$26.80	\$20,035	\$23,214	\$28,585	\$37,190	\$55,754
41-3011	Advertising sales agents	120	27.85	\$32.67	\$67,954	25.81	\$10.75	\$15.22	\$23.20	\$44.67	\$71.56	\$22,368	\$31,661	\$48,264	\$92,908	\$148,853
41-3021	Insurance sales agents	240	9.18	\$31.33	\$65,168	9.38	\$17.34	\$21.38	\$27.70	\$36.66	\$56.18	\$36,076	\$44,479	\$57,624	\$76,248	\$116,850
41-3031	Securities, commodities, and financial services sales agents	170	28.2	\$57.94	\$120,521	14.63	\$20.13	\$23.75	\$52.85	\$70.06	#	\$41,876	\$49,394	\$109,931	\$145,715	#
41-3041	Travel agents	100	15.92	\$21.91	\$45,583	6.36	\$13.50	\$16.63	\$23.13	\$27.42	\$29.54	\$28,089	\$34,591	\$48,101	\$57,028	\$61,433
41-3099	Sales representatives, services, all other	640	12.43	\$27.11	\$56,383	3.71	\$14.58	\$18.27	\$23.58	\$33.78	\$45.15	\$30,327	\$37,998	\$49,042	\$70,256	\$93,917
41-4011	Sales representatives, wholesale and manufacturing, technical and scientific products	#	#	\$70.77	\$147,201	11.65	\$29.34	\$49.76	\$58.81	#	#	\$61,022	\$103,505	\$122,321	#	#
41-4012	Sales representatives, wholesale and manufacturing, except technical and scientific products	690	10.32	\$29.36	\$61,079	8.35	\$9.45	\$15.35	\$23.34	\$35.59	\$62.31	\$19,649	\$31,928	\$48,556	\$74,031	\$129,599
41-9021	Real estate brokers	190	46.32	#	#	#	#	#	#	#	#	#	#	#	#	#
41-9022	Real estate sales agents	440	29.58	\$32.71	\$68,040	12.77	\$15.39	\$18.38	\$27.70	\$45.33	\$56.18	\$32,009	\$38,235	\$57,608	\$94,297	\$116,849
41-9099	Sales and related workers, all other	200	30.37	\$18.73	\$38,961	11.36	\$9.83	\$13.92	\$16.67	\$18.45	\$25.98	\$20,444	\$28,944	\$34,674	\$38,380	\$54,030
<b>43-0000</b>	<b>Office and administrative support</b>	<b>15,120</b>	<b>2.99</b>	<b>\$18.48</b>	<b>\$38,446</b>	<b>0.96</b>	<b>\$10.74</b>	<b>\$13.54</b>	<b>\$17.37</b>	<b>\$22.29</b>	<b>\$27.90</b>	<b>\$22,339</b>	<b>\$28,171</b>	<b>\$36,120</b>	<b>\$46,372</b>	<b>\$58,042</b>
43-1011	First-line supervisors of office and administrative support work	850	8.31	\$24.94	\$51,877	2.62	\$15.54	\$18.53	\$23.80	\$29.45	\$36.85	\$32,325	\$38,540	\$49,500	\$61,264	\$76,651
43-2011	Switchboard operators, including answering service	30	9.24	\$15.94	\$33,160	2.64	\$12.31	\$13.71	\$15.74	\$17.84	\$20.22	\$25,607	\$28,508	\$32,742	\$37,104	\$42,064
43-3011	Bill and account collectors	#	#	\$16.49	\$34,307	7.07	\$10.26	\$12.52	\$14.98	\$19.91	\$23.56	\$21,345	\$26,035	\$31,158	\$41,407	\$49,005
43-3021	Billing and posting clerks and machine operators	170	12.44	\$21.98	\$45,722	4.72	\$13.82	\$16.62	\$20.48	\$25.48	\$34.11	\$28,744	\$34,575	\$42,597	\$53,001	\$70,944

# Data unavailable

Occupational Code	Occupational Title	Employment Estimate	Employment Percentage Relative Standard Error	Average Hourly Wage	Average Annual Wage	Wage Percentage Relative Standard Error	10th Percentile (Hourly)	25th Percentile (Hourly)	50th Percentile (Hourly)	75th Percentile (Hourly)	90th Percentile (Hourly)	10th Percentile (Annual)	25th Percentile (Annual)	50th Percentile (Annual)	75th Percentile (Annual)	90th Percentile (Annual)
43-3031	Bookkeeping, accounting, and auditing clerks	1,860	15.23	\$18.43	\$38,334	5.83	\$9.56	\$11.96	\$17.20	\$22.99	\$29.66	\$19,886	\$24,876	\$35,783	\$47,827	\$61,700
43-3051	Payroll and timekeeping clerks	70	6.37	\$23.48	\$48,831	2.68	\$15.37	\$18.91	\$22.94	\$28.30	\$33.64	\$31,972	\$39,323	\$47,724	\$58,868	\$69,970
43-3071	Tellers	390	8.65	\$15.39	\$32,012	4.14	\$12.34	\$13.11	\$14.38	\$17.25	\$21.06	\$25,675	\$27,263	\$29,910	\$35,879	\$43,795
43-3099	Financial clerks, all other	20	20.86	\$19.99	\$41,583	4.76	\$14.87	\$16.34	\$18.73	\$23.84	\$27.79	\$30,937	\$33,986	\$38,963	\$49,594	\$57,800
43-4031	Court, municipal, and license clerks	250	6.78	\$20.55	\$42,736	2.27	\$11.96	\$16.72	\$20.03	\$24.03	\$29.84	\$24,883	\$34,788	\$41,665	\$49,980	\$62,073
43-4051	Customer service representatives	860	13.54	\$17.50	\$36,406	4.14	\$10.73	\$13.29	\$16.93	\$20.53	\$23.51	\$22,313	\$27,642	\$35,212	\$42,704	\$48,897
43-4061	Eligibility interviewers, government programs	50	2.21	\$19.16	\$39,856	1.9	\$13.92	\$15.94	\$18.50	\$21.58	\$25.12	\$28,956	\$33,154	\$38,482	\$44,895	\$52,239
43-4071	File clerks	90	36.23	\$17.71	\$36,828	4.56	\$11.69	\$13.68	\$17.67	\$21.69	\$23.84	\$24,316	\$28,458	\$36,759	\$45,107	\$49,586
43-4081	Hotel, motel, and resort desk clerks	980	9.51	\$14.95	\$31,093	2.9	\$10.45	\$12.49	\$14.44	\$17.33	\$20.03	\$21,729	\$25,978	\$30,035	\$36,037	\$41,654
43-4111	Interviewers, except eligibility and loan	120	10.65	\$18.90	\$39,315	2.81	\$14.00	\$16.06	\$18.33	\$21.84	\$24.63	\$29,116	\$33,409	\$38,120	\$45,430	\$51,228
43-4121	Library assistants, clerical	140	36.59	\$13.73	\$28,552	2.54	\$9.04	\$11.31	\$13.96	\$16.37	\$18.03	\$18,800	\$23,517	\$29,036	\$34,052	\$37,499
43-4131	Loan interviewers and clerks	40	45.42	\$23.38	\$48,637	10.71	\$15.80	\$17.12	\$19.72	\$30.64	\$36.09	\$32,869	\$35,617	\$41,028	\$63,728	\$75,071
43-4141	New accounts clerks	130	27.92	\$17.77	\$36,961	9.29	\$10.71	\$13.02	\$18.11	\$21.99	\$24.64	\$22,269	\$27,074	\$37,668	\$45,735	\$51,246
43-4151	Order clerks	50	22.42	\$17.29	\$35,960	4.82	\$12.53	\$14.76	\$16.81	\$18.75	\$24.20	\$26,061	\$30,702	\$34,972	\$38,994	\$50,326
43-4161	Human resources assistants, except payroll and timekeeping	100	13.5	\$17.61	\$36,639	4.29	\$9.29	\$14.20	\$17.38	\$20.95	\$24.18	\$19,315	\$29,541	\$36,160	\$43,567	\$50,297
43-4171	Receptionists and information clerks	940	17.14	\$14.91	\$31,014	4.02	\$10.06	\$11.56	\$14.51	\$17.95	\$21.07	\$20,928	\$24,049	\$30,179	\$37,346	\$43,834
43-4181	Reservation and transportation ticket agents and travel clerks	240	14.8	\$14.54	\$30,250	4.45	\$9.83	\$12.02	\$14.20	\$17.00	\$18.99	\$20,446	\$24,999	\$29,542	\$35,362	\$39,496
43-4199	Information and record clerks, all other	290	9.58	\$18.29	\$38,050	2.45	\$12.68	\$14.65	\$18.04	\$21.73	\$24.31	\$26,368	\$30,466	\$37,521	\$45,200	\$50,569
43-5011	Cargo and freight agents	10	7.81	\$25.67	\$53,388	15.75	\$13.20	\$15.02	\$31.40	\$35.61	\$38.13	\$27,464	\$31,241	\$65,320	\$74,067	\$79,315
43-5021	Couriers and messengers	30	47.82	\$15.01	\$31,226	9.4	\$10.13	\$10.87	\$12.31	\$19.06	\$26.10	\$21,066	\$22,618	\$25,610	\$39,640	\$54,295
43-5031	Police, fire, and ambulance dispatchers	100	10.36	\$21.59	\$44,910	2.65	\$16.52	\$19.58	\$21.97	\$23.83	\$27.10	\$34,358	\$40,716	\$45,688	\$49,576	\$56,361
43-5032	Dispatchers, except police, fire, and ambulance	120	17.7	\$19.42	\$40,397	3.49	\$13.59	\$16.21	\$19.14	\$22.50	\$26.14	\$28,272	\$33,712	\$39,801	\$46,791	\$54,377
43-5041	Meter readers, utilities	#	#	\$27.96	\$58,149	8.31	\$23.16	\$25.09	\$27.29	\$29.48	\$35.68	\$48,168	\$52,194	\$56,760	\$61,325	\$74,204
43-5051	Postal service clerks	140	0	\$22.83	\$47,480	1.79	\$12.13	\$18.39	\$26.94	\$27.31	\$27.88	\$25,230	\$38,248	\$56,025	\$56,799	\$57,983
43-5052	Postal service mail carriers	100	0	\$23.95	\$49,821	2.13	\$15.69	\$17.54	\$26.93	\$28.50	\$28.51	\$32,634	\$36,477	\$56,004	\$59,287	\$59,299
43-5053	Postal service mail sorters, processors, and processing machine operators	20	0	\$22.56	\$46,931	2.31	\$15.63	\$15.64	\$27.30	\$27.31	\$27.31	\$32,512	\$32,523	\$56,788	\$56,797	\$56,803
43-5061	Production, planning, and expediting clerks	30	27.65	\$29.36	\$61,066	8.3	\$15.72	\$20.37	\$26.96	\$41.74	\$47.10	\$32,688	\$42,370	\$56,084	\$86,819	\$97,967
43-5071	Shipping, receiving, and traffic clerks	200	20.89	\$18.77	\$39,038	6.17	\$11.12	\$13.89	\$17.49	\$23.86	\$28.17	\$23,126	\$28,887	\$36,372	\$49,632	\$58,599
43-5081	Stock clerks and order fillers	1,210	9.41	\$15.53	\$32,302	3.17	\$9.97	\$12.25	\$14.60	\$17.86	\$22.92	\$20,746	\$25,470	\$30,370	\$37,140	\$47,670
43-6011	Executive secretaries and executive administrative assistants	310	8.08	\$25.68	\$53,418	2.27	\$15.85	\$20.24	\$24.82	\$30.32	\$36.05	\$32,968	\$42,101	\$51,634	\$63,066	\$74,986
43-6012	Legal secretaries	70	47.3	\$22.01	\$45,775	5.22	\$16.17	\$18.75	\$21.68	\$25.03	\$29.37	\$33,623	\$39,009	\$45,094	\$52,054	\$61,091
43-6013	Medical secretaries	190	18.86	\$17.87	\$37,171	4.8	\$11.62	\$14.43	\$17.37	\$20.70	\$23.96	\$24,178	\$30,017	\$36,123	\$43,408	\$49,827
43-6014	Secretaries and administrative assistants, except legal, medical,	2,980	5.4	\$18.26	\$37,980	1.63	\$10.76	\$14.08	\$17.80	\$22.16	\$26.56	\$22,374	\$29,296	\$37,017	\$46,101	\$55,236
43-9022	Word processors and typists	#	#	\$18.25	\$37,961	3.14	\$12.27	\$15.36	\$18.38	\$21.16	\$24.13	\$25,513	\$31,940	\$38,235	\$44,007	\$50,185
43-9051	Mail clerks and mail machine operators, except postal service	30	26.01	\$15.51	\$32,269	5.06	\$12.39	\$13.26	\$14.71	\$17.47	\$20.76	\$25,765	\$27,581	\$30,606	\$36,335	\$43,176
43-9061	Office clerks, general	1,690	9.16	\$20.79	\$43,238	2.87	\$11.16	\$15.06	\$19.53	\$24.99	\$31.28	\$23,221	\$31,326	\$40,631	\$51,983	\$65,053
43-9071	Office machine operators, except computer	#	#	\$19.02	\$39,553	10.58	\$11.16	\$17.16	\$20.34	\$22.44	\$23.70	\$23,213	\$35,703	\$42,315	\$46,672	\$49,286
43-9199	Office and administrative support workers, all other	40	31.84	\$13.68	\$28,458	7.31	\$8.79	\$9.62	\$12.20	\$18.26	\$21.22	\$18,274	\$20,008	\$25,366	\$37,985	\$44,143
45-0000	<b>Farming, fishing, and forestry</b>	<b>250</b>	<b>16.26</b>	<b>\$16.28</b>	<b>\$33,866</b>	<b>7.07</b>	<b>\$8.69</b>	<b>\$9.41</b>	<b>\$13.85</b>	<b>\$18.88</b>	<b>\$29.10</b>	<b>\$18,081</b>	<b>\$19,570</b>	<b>\$28,811</b>	<b>\$39,263</b>	<b>\$60,528</b>
45-1011	First-line supervisors of farming, fishing, and forestry workers	20	26.75	\$31.27	\$65,034	7.97	\$18.18	\$21.56	\$33.14	\$41.00	\$45.02	\$37,816	\$44,850	\$68,935	\$85,274	\$93,647
45-2092	Farmworkers and laborers, crop, nursery, and greenhouse	40	26.57	\$15.64	\$32,531	13.5	\$8.63	\$9.23	\$13.26	\$17.19	\$23.88	\$17,951	\$19,200	\$27,581	\$35,764	\$49,679
45-2093	Farmworkers, farm, ranch, and aquacultural animals	130	26.36	\$13.50	\$28,089	9.85	\$8.54	\$9.01	\$11.09	\$14.85	\$22.57	\$17,767	\$18,739	\$23,066	\$30,888	\$46,952
45-4022	Logging equipment operators	40	21.91	\$19.77	\$41,128	13.56	\$12.82	\$14.08	\$18.18	\$25.27	\$28.82	\$26,671	\$29,281	\$37,816	\$52,558	\$59,935
47-0000	<b>Construction and extraction</b>	<b>11,770</b>	<b>3.41</b>	<b>\$22.34</b>	<b>\$46,468</b>	<b>2.02</b>	<b>\$12.29</b>	<b>\$16.11</b>	<b>\$21.35</b>	<b>\$27.62</b>	<b>\$34.23</b>	<b>\$25,559</b>	<b>\$33,505</b>	<b>\$44,405</b>	<b>\$57,453</b>	<b>\$71,198</b>
47-1011	First-line supervisors of construction trades and extraction work	920	7.14	\$34.69	\$72,159	2.32	\$24.11	\$27.36	\$32.53	\$39.81	\$48.61	\$50,139	\$56,915	\$67,652	\$82,796	\$101,100
47-2021	Brickmasons and blockmasons	#	#	\$20.65	\$42,955	4.86	\$11.12	\$14.72	\$20.04	\$25.39	\$32.96	\$23,135	\$30,624	\$41,686	\$52,810	\$68,547

# Data unavailable

Occupational Code	Occupational Title	Employment Estimate	Employment Percentage Relative Standard Error	Average Hourly Wage	Average Annual Wage	Wage Percentage Relative Standard Error	10th Percentile (Hourly)	25th Percentile (Hourly)	50th Percentile (Hourly)	75th Percentile (Hourly)	90th Percentile (Hourly)	10th Percentile (Annual)	25th Percentile (Annual)	50th Percentile (Annual)	75th Percentile (Annual)	90th Percentile (Annual)
47-2031	Carpenters	1,160	12.22	\$20.48	\$42,592	5.27	\$9.57	\$14.04	\$20.56	\$26.31	\$30.24	\$19,908	\$29,210	\$42,761	\$54,717	\$62,896
47-2044	Tile and marble setters	#	#	\$17.52	\$36,437	16.85	\$9.16	\$13.00	\$14.91	\$18.85	\$31.16	\$19,059	\$27,030	\$31,023	\$39,217	\$64,808
47-2051	Cement masons and concrete finishers	320	9	\$21.50	\$44,729	7.89	\$9.36	\$18.12	\$22.12	\$26.49	\$29.86	\$19,471	\$37,691	\$46,000	\$55,094	\$62,117
47-2061	Construction laborers	1,700	7.71	\$16.04	\$33,364	3.84	\$10.58	\$12.39	\$15.64	\$18.75	\$22.86	\$22,009	\$25,763	\$32,526	\$39,006	\$47,553
47-2071	Paving, surfacing, and tamping equipment operators	130	30.89	\$21.82	\$45,385	1.84	\$18.67	\$20.01	\$21.75	\$23.50	\$26.55	\$38,825	\$41,620	\$45,246	\$48,873	\$55,221
47-2073	Operating engineers and other construction equipment operators	1,140	13.62	\$22.98	\$47,796	4.47	\$15.70	\$19.38	\$22.54	\$26.99	\$31.21	\$32,654	\$40,301	\$46,879	\$56,135	\$64,914
47-2081	Drywall and ceiling tile installers	180	22.57	\$19.28	\$40,111	6.98	\$12.90	\$14.59	\$19.75	\$22.76	\$26.39	\$26,824	\$30,339	\$41,078	\$47,332	\$54,900
47-2111	Electricians	1,130	10.27	\$24.35	\$50,646	4.96	\$13.38	\$17.82	\$23.20	\$30.95	\$36.76	\$27,830	\$37,058	\$48,246	\$64,374	\$76,471
47-2121	Glaziers	#	#	\$21.88	\$45,513	5.95	\$14.78	\$17.17	\$22.82	\$27.09	\$29.14	\$30,744	\$35,704	\$47,468	\$56,350	\$60,614
47-2132	Insulation workers, mechanical	20	23.18	\$27.60	\$57,406	4.74	\$19.39	\$25.29	\$28.12	\$30.84	\$35.20	\$40,323	\$52,597	\$58,499	\$64,147	\$73,221
47-2141	Painters, construction and maintenance	570	3.38	\$17.07	\$35,514	8.68	\$12.15	\$13.29	\$15.76	\$19.69	\$25.35	\$25,265	\$27,641	\$32,789	\$40,956	\$52,721
47-2151	Pipelayers	#	#	\$17.55	\$36,494	2.78	\$13.15	\$15.14	\$17.36	\$20.15	\$22.58	\$27,350	\$31,496	\$36,104	\$41,917	\$46,972
47-2152	Plumbers, pipefitters, and steamfitters	860	13.51	\$24.16	\$50,250	6.33	\$11.83	\$19.82	\$24.38	\$28.69	\$33.38	\$24,615	\$41,227	\$50,708	\$59,668	\$69,438
47-2161	Plasterers and stucco masons	#	#	\$19.22	\$39,984	9.65	\$15.87	\$16.94	\$18.73	\$21.61	\$23.41	\$33,015	\$35,242	\$38,954	\$44,942	\$48,697
47-2181	Roofers	280	17.67	\$17.76	\$36,941	4.5	\$12.63	\$14.27	\$16.95	\$20.95	\$25.16	\$26,265	\$29,684	\$35,266	\$43,583	\$52,323
47-2211	Sheet metal workers	#	#	\$21.02	\$43,729	5.71	\$13.35	\$15.93	\$20.09	\$26.22	\$29.61	\$27,759	\$33,136	\$41,794	\$54,530	\$61,584
47-2221	Structural iron and steel workers	140	27.92	\$23.62	\$49,135	7.77	\$16.08	\$19.70	\$23.81	\$28.27	\$30.79	\$33,437	\$40,970	\$49,533	\$58,806	\$64,042
47-3011	Helpers—brickmasons, blockmasons, stonemasons, and tile and marble setters	110	48.44	\$15.77	\$32,794	5.13	\$11.13	\$12.99	\$15.71	\$18.40	\$21.51	\$23,161	\$27,024	\$32,679	\$38,262	\$44,748
47-4011	Construction and building inspectors	120	24.69	\$31.29	\$65,082	3	\$24.56	\$26.61	\$30.05	\$35.84	\$39.59	\$51,088	\$55,353	\$62,495	\$74,541	\$82,355
47-4051	Highway maintenance workers	410	8.94	\$21.60	\$44,920	1.82	\$16.33	\$19.68	\$21.82	\$23.93	\$26.52	\$33,960	\$40,936	\$45,395	\$49,780	\$55,162
47-4071	Septic tank servicers and sewer pipe cleaners	#	#	\$21.93	\$45,607	10.32	\$11.69	\$14.21	\$21.07	\$29.99	\$34.28	\$24,325	\$29,564	\$43,817	\$62,382	\$71,297
47-5012	Rotary drill operators, oil and gas	110	37.87	\$23.69	\$49,265	4.47	\$14.60	\$18.18	\$23.33	\$27.90	\$32.60	\$30,372	\$37,815	\$48,534	\$58,035	\$67,811
47-5013	Service unit operators, oil, gas, and mining	270	44.06	\$31.97	\$66,499	5.38	\$22.17	\$26.47	\$32.14	\$37.52	\$43.36	\$46,112	\$55,057	\$66,850	\$78,040	\$90,184
47-5021	Earth drillers, except oil and gas	20	29.45	\$25.31	\$52,650	4.32	\$19.59	\$22.87	\$26.31	\$28.69	\$30.12	\$40,747	\$47,569	\$54,723	\$59,678	\$62,660
47-5031	Explosives workers, ordnance handling experts, and blasters	10	46.43	\$24.54	\$51,050	6.02	\$14.02	\$23.16	\$26.41	\$28.62	\$29.94	\$29,168	\$48,176	\$54,937	\$59,525	\$62,278
47-5071	Roustabouts, oil and gas	520	32.07	\$23.25	\$48,350	9.76	\$15.27	\$17.42	\$21.46	\$27.23	\$36.48	\$31,769	\$36,241	\$44,644	\$56,631	\$75,879
47-5081	Helpers—extraction workers	#	#	\$18.46	\$38,396	6.89	\$12.34	\$15.21	\$17.98	\$21.65	\$24.47	\$25,662	\$31,635	\$37,394	\$45,029	\$50,900
<b>49-0000</b>	<b>Installation, maintenance, and repair</b>	<b>5,450</b>	<b>4.49</b>	<b>\$23.93</b>	<b>\$49,784</b>	<b>1.79</b>	<b>\$13.31</b>	<b>\$16.88</b>	<b>\$22.52</b>	<b>\$29.55</b>	<b>\$37.31</b>	<b>\$27,682</b>	<b>\$35,104</b>	<b>\$46,844</b>	<b>\$61,469</b>	<b>\$77,599</b>
49-1011	First-line supervisors of mechanics, installers, and repairers	410	6.59	\$34.50	\$71,764	2.32	\$21.95	\$26.81	\$33.49	\$42.13	\$49.33	\$45,646	\$55,764	\$69,663	\$87,639	\$102,597
49-2011	Computer, automated teller, and office machine repairers	40	26.13	\$19.52	\$40,601	6.45	\$13.29	\$15.30	\$19.19	\$22.83	\$27.39	\$27,650	\$31,826	\$39,914	\$47,488	\$56,980
49-2021	Radio, cellular, and tower equipment installers and repairers	80	31.44	\$24.66	\$51,301	3.04	\$16.87	\$19.63	\$24.49	\$28.51	\$31.15	\$35,098	\$40,823	\$50,937	\$59,294	\$64,797
49-2022	Telecommunications equipment installers and repairers, except line installers	140	16.85	\$30.40	\$63,234	12.47	\$14.34	\$30.00	\$33.35	\$36.19	\$37.86	\$29,821	\$62,401	\$69,369	\$75,281	\$78,740
49-2092	Electric motor, power tool, and related repairers	#	#	\$21.45	\$44,625	3.73	\$15.86	\$17.28	\$20.38	\$25.58	\$28.90	\$32,986	\$35,939	\$42,381	\$53,213	\$60,108
49-2094	Electrical and electronics repairers, commercial and industrial equipment	60	10.39	\$32.56	\$67,717	2.71	\$23.35	\$26.75	\$31.88	\$37.32	\$44.84	\$48,571	\$55,642	\$66,307	\$77,623	\$93,275
49-2095	Electrical and electronics repairers, powerhouse, substation, and relay	20	1.43	\$41.20	\$85,704	4.44	\$29.00	\$40.13	\$43.14	\$46.15	\$47.96	\$60,310	\$83,473	\$89,735	\$95,997	\$99,754
49-2097	Electronic home entertainment equipment installers and repairers	#	#	\$21.54	\$44,802	5.65	\$10.64	\$16.97	\$21.56	\$26.78	\$31.47	\$22,140	\$35,302	\$44,837	\$55,695	\$65,450
49-2098	Security and fire alarm systems installers	50	2.86	\$24.12	\$50,165	6.18	\$19.42	\$20.98	\$23.57	\$27.47	\$29.94	\$40,393	\$43,631	\$49,028	\$57,141	\$62,270
49-3011	Aircraft mechanics and service technicians	#	#	\$32.21	\$66,990	16.53	\$25.10	\$26.29	\$28.28	\$30.27	\$37.92	\$52,199	\$54,684	\$58,826	\$62,969	\$78,870
49-3021	Automotive body and related repairers	90	8.2	\$24.61	\$51,195	7.09	\$13.30	\$20.18	\$23.68	\$29.84	\$36.87	\$27,669	\$41,969	\$49,248	\$62,065	\$76,682
49-3023	Automotive service technicians and mechanics	500	12.42	\$21.67	\$45,073	6.09	\$9.77	\$14.30	\$20.34	\$27.28	\$34.79	\$20,328	\$29,751	\$42,315	\$56,735	\$72,369
49-3031	Bus and truck mechanics and diesel engine specialists	250	17.33	\$25.10	\$52,214	3.74	\$17.01	\$19.99	\$24.75	\$28.88	\$35.07	\$35,382	\$41,582	\$51,470	\$60,067	\$72,940
49-3042	Mobile heavy equipment mechanics, except engines	180	20.42	\$25.63	\$53,317	2.8	\$18.99	\$22.00	\$25.82	\$28.91	\$31.39	\$39,508	\$45,768	\$53,715	\$60,140	\$65,300
49-3052	Motorcycle mechanics	30	36.84	\$17.47	\$36,331	7.82	\$13.71	\$15.45	\$17.36	\$19.37	\$22.32	\$28,519	\$32,141	\$36,111	\$40,280	\$46,420

# Data unavailable

Occupational Code	Occupational Title	Employment Estimate	Employment Percentage Relative Standard Error	Average Hourly Wage	Average Annual Wage	Wage Percentage Relative Standard Error	10th Percentile (Hourly)	25th Percentile (Hourly)	50th Percentile (Hourly)	75th Percentile (Hourly)	90th Percentile (Hourly)	10th Percentile (Annual)	25th Percentile (Annual)	50th Percentile (Annual)	75th Percentile (Annual)	90th Percentile (Annual)
49-3053	Outdoor power equipment and other small engine mechanics	40	34.11	\$20.92	\$43,522	4.66	\$15.51	\$17.02	\$19.80	\$23.52	\$30.59	\$32,258	\$35,398	\$41,186	\$48,912	\$63,634
49-3091	Bicycle repairers	#	#	\$15.70	\$32,658	9.88	\$11.26	\$14.51	\$16.50	\$17.91	\$18.76	\$23,414	\$30,171	\$34,317	\$37,253	\$39,015
49-3093	Tire repairers and changers	#	#	\$12.94	\$26,908	9.17	\$8.83	\$9.60	\$12.23	\$16.08	\$17.90	\$18,370	\$19,972	\$25,442	\$33,446	\$37,228
49-9012	Control and valve installers and repairers, except mechanical door	30	23.82	\$34.51	\$71,786	10.6	\$21.23	\$26.51	\$37.75	\$43.60	\$46.88	\$44,152	\$55,141	\$78,515	\$90,695	\$97,520
49-9021	Heating, air conditioning, and refrigeration mechanics and installers	260	28.06	\$27.40	\$56,987	3.53	\$19.05	\$22.07	\$27.26	\$32.42	\$37.06	\$39,624	\$45,902	\$56,709	\$67,443	\$77,092
49-9031	Home appliance repairers	#	#	\$21.51	\$44,731	22.44	\$12.89	\$13.99	\$25.17	\$28.04	\$29.75	\$26,821	\$29,102	\$52,360	\$58,316	\$61,889
49-9041	Industrial machinery mechanics	360	17.87	\$30.31	\$63,049	3.78	\$17.93	\$21.73	\$30.85	\$37.42	\$44.62	\$37,304	\$45,200	\$64,167	\$77,834	\$92,814
49-9043	Maintenance workers, machinery	20	37.74	\$23.21	\$48,272	7.45	\$13.96	\$18.77	\$25.41	\$28.13	\$29.76	\$29,032	\$39,032	\$52,863	\$58,517	\$61,910
49-9051	Electrical power-line installers and repairers	#	#	\$37.69	\$78,405	3.5	\$25.38	\$30.65	\$39.93	\$44.68	\$47.78	\$52,798	\$63,750	\$83,063	\$92,937	\$99,376
49-9071	Maintenance and repair workers, general	1,930	6.06	\$20.26	\$42,142	2.38	\$12.76	\$15.29	\$18.90	\$23.81	\$30.85	\$26,531	\$31,800	\$39,309	\$49,534	\$64,161
49-9094	Locksmiths and safe repairers	20	32.93	\$19.01	\$39,543	14.55	\$12.73	\$13.73	\$16.59	\$25.31	\$28.48	\$26,471	\$28,559	\$34,514	\$52,642	\$59,240
49-9098	Helpers--installation, maintenance, and repair workers	70	25.56	\$15.41	\$32,060	7.62	\$10.25	\$11.99	\$14.33	\$19.00	\$22.64	\$21,312	\$24,933	\$29,813	\$39,517	\$47,088
49-9099	Installation, maintenance, and repair workers, all other	270	24.49	\$20.69	\$43,034	6.97	\$12.50	\$15.43	\$20.43	\$26.28	\$29.42	\$26,007	\$32,102	\$42,497	\$54,661	\$61,198
<b>51-0000</b>	<b>Production</b>	<b>2,590</b>	<b>5.79</b>	<b>\$22.46</b>	<b>\$46,718</b>	<b>3.09</b>	<b>\$11.20</b>	<b>\$14.44</b>	<b>\$20.81</b>	<b>\$28.68</b>	<b>\$37.05</b>	<b>\$23,296</b>	<b>\$30,033</b>	<b>\$43,288</b>	<b>\$59,663</b>	<b>\$77,055</b>
51-1011	First-line supervisors of production and operating workers	150	10.49	\$33.57	\$69,832	4.56	\$19.46	\$24.37	\$32.59	\$42.16	\$52.32	\$40,482	\$50,686	\$67,784	\$87,682	\$108,824
51-2099	Assemblers and fabricators, all other	30	18.85	\$11.78	\$24,496	10.19	\$8.97	\$9.77	\$10.86	\$12.61	\$17.13	\$18,654	\$20,327	\$22,585	\$26,234	\$35,630
51-3011	Bakers	170	36.12	\$15.89	\$33,060	6.21	\$12.30	\$13.38	\$15.12	\$17.61	\$20.04	\$25,593	\$27,839	\$31,446	\$36,633	\$41,675
51-3021	Butchers and meat cutters	40	37.69	\$16.96	\$35,272	9.9	\$11.81	\$13.61	\$17.38	\$20.75	\$22.59	\$24,566	\$28,304	\$36,152	\$43,163	\$46,984
51-4041	Machinists	10	16.68	\$26.72	\$55,575	8.95	\$16.86	\$19.87	\$27.43	\$33.65	\$36.73	\$35,067	\$41,326	\$57,056	\$70,001	\$76,402
51-4121	Welders, cutters, solderers, and brazers	330	14.19	\$26.90	\$55,957	4.49	\$15.69	\$21.48	\$26.65	\$30.42	\$37.63	\$32,630	\$44,683	\$55,423	\$63,276	\$78,264
51-4199	Metal workers and plastic workers, all other	30	37.76	\$23.79	\$49,486	10.16	\$14.54	\$20.17	\$22.60	\$28.01	\$34.69	\$30,237	\$41,955	\$47,018	\$58,251	\$72,155
51-5112	Printing press operators	40	29.62	\$16.77	\$34,874	3.78	\$12.32	\$13.34	\$15.32	\$19.17	\$23.42	\$25,617	\$27,754	\$31,863	\$39,874	\$48,716
51-6011	Laundry and dry-cleaning workers	290	13.03	\$13.11	\$27,276	3.2	\$9.51	\$10.51	\$12.04	\$14.92	\$18.62	\$19,788	\$21,861	\$25,039	\$31,039	\$38,734
51-6031	Sewing machine operators	90	32.61	\$13.92	\$28,960	11.41	\$8.65	\$9.29	\$14.73	\$17.32	\$18.73	\$17,997	\$19,316	\$30,633	\$36,036	\$38,950
51-7011	Cabinetmakers and bench carpenters	110	13.01	\$20.35	\$42,331	7.66	\$13.39	\$15.49	\$19.30	\$25.09	\$29.11	\$27,856	\$32,223	\$40,138	\$52,187	\$60,539
51-7041	Sawing machine setters, operators, and tenders, wood	50	9.99	\$21.42	\$44,560	13.98	\$12.77	\$15.56	\$23.25	\$26.74	\$28.90	\$26,563	\$32,356	\$48,352	\$55,628	\$60,111
51-8013	Power plant operators	120	11.11	\$35.91	\$74,687	3.08	\$27.04	\$31.45	\$35.94	\$41.53	\$46.31	\$56,238	\$65,415	\$74,753	\$86,389	\$96,328
51-8021	Stationary engineers and boiler operators	#	#	\$19.36	\$40,275	3.06	\$12.96	\$14.40	\$19.15	\$22.67	\$27.06	\$26,966	\$29,953	\$39,842	\$47,157	\$56,277
51-8031	Water and wastewater treatment plant and system operators	#	#	\$27.69	\$57,591	3.41	\$19.36	\$22.69	\$28.01	\$33.56	\$36.70	\$40,260	\$47,194	\$58,267	\$69,810	\$76,343
51-8092	Gas plant operators	40	26.13	\$29.32	\$60,984	6.16	\$19.81	\$22.85	\$28.55	\$35.31	\$41.94	\$41,208	\$47,531	\$59,393	\$73,439	\$87,244
51-8099	Plant and system operators, all other	60	12.24	\$29.08	\$60,478	4.95	\$24.28	\$25.73	\$28.14	\$31.42	\$37.08	\$50,504	\$53,515	\$58,532	\$65,354	\$77,133
51-9012	Separating, filtering, clarifying, precipitating, and still machine setters, operators, and tenders	#	#	\$20.69	\$43,038	5.18	\$15.36	\$18.64	\$20.97	\$23.26	\$26.49	\$31,942	\$38,771	\$43,618	\$48,372	\$55,104
51-9061	Inspectors, testers, sorters, samplers, and weighers	#	#	\$36.75	\$76,434	11.25	\$24.36	\$28.44	\$40.49	\$45.04	\$47.76	\$50,663	\$59,155	\$84,229	\$93,673	\$99,340
51-9071	Jewelers and precious stone and metal workers	50	36.86	\$21.96	\$45,672	29.89	\$9.97	\$11.02	\$14.85	\$39.61	\$44.17	\$20,731	\$22,921	\$30,891	\$82,391	\$91,873
51-9111	Packaging and filling machine operators and tenders	80	8.49	\$20.83	\$43,323	5.42	\$14.69	\$17.27	\$21.02	\$24.14	\$28.89	\$30,549	\$35,926	\$43,723	\$50,205	\$60,082
51-9122	Painters, transportation equipment	40	44.62	\$23.26	\$48,380	14.97	\$10.99	\$13.99	\$22.00	\$27.18	\$40.37	\$22,860	\$29,093	\$45,757	\$56,526	\$83,975
51-9151	Photographic process workers and processing machine operators	#	#	\$22.00	\$45,753	20.51	\$15.54	\$16.91	\$19.14	\$22.52	\$41.35	\$32,318	\$35,179	\$39,812	\$46,844	\$86,013
51-9198	Helpers--production workers	90	30.55	\$14.28	\$29,697	5.73	\$9.83	\$10.91	\$13.05	\$17.13	\$21.78	\$20,436	\$22,683	\$27,152	\$35,627	\$45,305
<b>53-0000</b>	<b>Transportation and material moving</b>	<b>5,860</b>	<b>4.88</b>	<b>\$19.07</b>	<b>\$39,672</b>	<b>1.98</b>	<b>\$10.68</b>	<b>\$13.66</b>	<b>\$17.73</b>	<b>\$23.17</b>	<b>\$29.53</b>	<b>\$22,212</b>	<b>\$28,421</b>	<b>\$36,880</b>	<b>\$48,203</b>	<b>\$61,426</b>
53-1011	Aircraft cargo handling supervisors	10	40.47	\$30.23	\$62,873	12.14	\$14.34	\$25.01	\$33.08	\$37.31	\$39.71	\$29,821	\$52,017	\$68,809	\$77,607	\$82,593
53-1021	First-line supervisors of helpers, laborers, and material movers,	50	36.59	\$27.85	\$57,919	15.44	\$16.36	\$18.17	\$23.22	\$32.97	\$53.51	\$34,032	\$37,803	\$48,289	\$68,571	\$111,306
53-1031	First-line supervisors of transportation and material-moving mach	230	11.17	\$27.41	\$57,023	2.4	\$16.78	\$21.76	\$27.34	\$32.54	\$37.57	\$34,898	\$45,259	\$56,858	\$67,673	\$78,154
53-3011	Ambulance drivers and attendants, except emergency medical technicians	20	46.31	\$10.79	\$22,433	12.7	\$8.45	\$8.78	\$9.32	\$13.15	\$15.24	\$17,572	\$18,252	\$19,386	\$27,354	\$31,707
53-3021	Bus drivers, transit and intercity	390	0	\$19.24	\$40,027	1.8	\$15.62	\$16.73	\$18.58	\$21.74	\$23.93	\$32,485	\$34,792	\$38,637	\$45,225	\$49,771

# Data unavailable

Occupational Code	Occupational Title	Employment Estimate	Employment Percentage Relative Standard Error	Average Hourly Wage	Average Annual Wage	Wage Percentage Relative Standard Error	10th Percentile (Hourly)	25th Percentile (Hourly)	50th Percentile (Hourly)	75th Percentile (Hourly)	90th Percentile (Hourly)	10th Percentile (Annual)	25th Percentile (Annual)	50th Percentile (Annual)	75th Percentile (Annual)	90th Percentile (Annual)
53-3022	Bus drivers, school or special client	240	6.56	\$18.29	\$38,052	2.69	\$13.11	\$15.31	\$17.34	\$20.34	\$25.87	\$27,273	\$31,849	\$36,064	\$42,315	\$53,802
53-3031	Driver/sales workers	#	#	\$13.66	\$28,411	9.11	\$8.65	\$9.28	\$11.57	\$17.13	\$22.08	\$17,992	\$19,303	\$24,056	\$35,640	\$45,929
53-3032	Heavy and tractor-trailer truck drivers	980	15.64	\$23.99	\$49,908	3.24	\$17.05	\$20.24	\$23.25	\$28.00	\$31.85	\$35,467	\$42,092	\$48,357	\$58,237	\$66,240
<b>53-3033</b>	<b>Light truck or delivery services drivers</b>	<b>730</b>	<b>18.04</b>	<b>\$18.97</b>	<b>\$39,450</b>	<b>5.38</b>	<b>\$11.35</b>	<b>\$14.37</b>	<b>\$17.54</b>	<b>\$22.14</b>	<b>\$30.87</b>	<b>\$23,606</b>	<b>\$29,898</b>	<b>\$36,490</b>	<b>\$46,054</b>	<b>\$64,208</b>
53-3041	Taxi drivers and chauffeurs	470	13.55	\$13.12	\$27,290	4.6	\$9.63	\$10.66	\$12.44	\$15.89	\$18.00	\$20,038	\$22,164	\$25,875	\$33,055	\$37,436
53-3099	Motor vehicle operators, all other	#	#	\$19.33	\$40,206	11.45	\$11.56	\$15.77	\$17.60	\$20.15	\$23.00	\$24,035	\$32,807	\$36,611	\$41,907	\$47,834
53-6021	Parking lot attendants	170	10.98	\$12.93	\$26,898	2.75	\$8.85	\$9.81	\$12.73	\$14.72	\$17.61	\$18,410	\$20,399	\$26,488	\$30,620	\$36,623
53-6031	Automotive and watercraft service attendants	120	18.57	\$12.95	\$26,946	7.45	\$9.41	\$10.13	\$11.42	\$14.25	\$21.01	\$19,581	\$21,074	\$23,746	\$29,639	\$43,691
53-7021	Crane and tower operators	20	33.22	\$28.79	\$59,878	2.93	\$24.70	\$26.02	\$28.16	\$30.42	\$36.08	\$51,384	\$54,116	\$58,576	\$63,272	\$75,054
53-7032	Excavating and loading machine and dragline operators	200	17.45	\$24.63	\$51,237	4.13	\$16.86	\$20.82	\$25.41	\$28.98	\$31.37	\$35,074	\$43,296	\$52,848	\$60,271	\$65,254
53-7051	Industrial truck and tractor operators	110	28.38	\$16.08	\$33,453	5.27	\$10.83	\$13.17	\$16.15	\$18.27	\$21.46	\$22,522	\$27,393	\$33,589	\$38,005	\$44,630
53-7061	Cleaners of vehicles and equipment	200	17.82	\$14.06	\$29,255	4.06	\$10.14	\$11.90	\$13.93	\$16.42	\$18.38	\$21,082	\$24,743	\$28,978	\$34,154	\$38,223
53-7062	Laborers and freight, stock, and material movers, hand	860	17.08	\$15.18	\$31,576	2.67	\$10.72	\$12.46	\$14.51	\$17.47	\$20.71	\$22,296	\$25,923	\$30,186	\$36,331	\$43,080
53-7064	Packers and packagers, hand	70	45.74	\$11.30	\$23,503	6.58	\$8.72	\$9.42	\$10.70	\$12.02	\$14.82	\$18,141	\$19,592	\$22,258	\$24,993	\$30,818
53-7071	Gas compressor and gas pumping station operators	#	#	\$26.62	\$55,367	9.86	\$16.88	\$21.40	\$27.26	\$31.39	\$36.46	\$35,117	\$44,511	\$56,711	\$65,285	\$75,831
53-7081	Refuse and recyclable material collectors	290	5.67	\$20.01	\$41,626	3.57	\$13.49	\$16.35	\$19.12	\$23.38	\$28.72	\$28,057	\$34,015	\$39,778	\$48,621	\$59,742