

Occupational Employment Statistics *Wage Survey*



COLORADO
Department of
Labor and Employment
Office of Labor Market Information



Colorado Occupational Employment Statistics Wage Survey

Table of Contents

Introduction	3	Survey Sample.....	77
Highlights	4	Concepts.....	77
Statewide Overview	5	Estimation Methodology.....	78
Regional Overview	28	Definitions	79
OES Regional Map.....	28	Colorado Regions: MSA and BOS Areas/Codes ...	80
Employment and Wages.....	29	Hourly and Annual OES Wages	81
Boulder MSA.....	43	Table 23 - Colorado Statewide.....	81
Colorado Springs MSA.....	46	Table 24 - Boulder MSA.....	99
Denver-Aurora MSA.....	49	Table 25 - Colorado Springs MSA.....	110
Ft. Collins-Loveland MSA.....	52	Table 26 - Denver-Aurora MSA.....	123
Grand Junction MSA.....	55	Table 27 - Ft. Collins-Loveland MSA.....	140
Greeley MSA.....	58	Table 28 - Grand Junction MSA.....	151
Pueblo MSA.....	61	Table 29 - Greeley MSA.....	160
Eastern & Southern Region.....	64	Table 30 - Pueblo MSA.....	170
Western Region.....	67	Table 31 - Eastern & Southern Region.....	178
North Central Region.....	70	Table 32 - Western Region.....	187
Central Region.....	73	Table 33 - North Central Region.....	198
Technical Notes and Methodology	76	Table 34 - Central Region.....	207
Occupational Coding System.....	76		
Industry Coding System.....	76		



COLORADO
Department of
Labor and Employment
Office of Labor Market Information

State of Colorado
John Hickenlooper, *Governor*

Colorado Department of Labor & Employment
Ellen Golombek, *Executive Director*
Kristen Corash, *Deputy Executive Director*

Labor Market Information
Alexandra E. Hall, *Director*
Chief Economist, CDLE

This report is a product of the Colorado Department of Labor and Employment's Labor Market Information Occupational Employment Statistics (OES) Section. Published 2014

Overviews, tables and charts: Barbara Wills, with additional charts by Veronica Kenkel
Graphical presentation: Jimi Foster

Material in this publication is in the public domain and, with appropriate source credit, may be reproduced without permission. Please reference:

Source: Colorado Department of Labor and Employment, Labor Market Information.

Any comments, suggestions, and questions regarding content and format are welcome and may be addressed to:

Colorado Department of Labor & Employment
Labor Market Information, Occupational Employment Statistics

(303) 318-8896
633 17th St., Suite 600
Denver, CO 80202-2107

Email: oescolorado@idcf.bls.gov
www.colmigateway.com
– click on **Employment and Wage Data**
– and then on **Occupation Data**

The Colorado Occupational Employment Statistics Staff:

Dr Raffaele Longobardi, Program Manager

Sarah Casias

Regina Lopilato

Molly McMonigle

Al Jarrell

Veronica Kenkel

Victor Salazar

Barbara Wills

Thanks to the staff members listed above for their hard work in collecting the data. A special thank you to all of the Colorado employers that provided data to us and whose participation made this program possible. OES and other LMI data are available free to all on our website:

www.colmigateway.com



Introduction

Colorado Occupational Employment Statistics (OES)

May 2014

The Occupational Employment Statistics (OES) program is a Federal-State cooperative program that provides estimates of employment and hourly and annual wages for 849 non-military detailed occupations in 22 major occupational groups. In Colorado, 3,864 businesses were initially surveyed beginning in May of 2014. After adjustments, a total of 77.6% percent of 3,598 businesses provided information on the job titles and wages of their employees. These data were combined with responses from the previous five biannual surveys to produce the May 2014 occupational estimates contained in this document. A detailed description of methodological aspects of the OES program can be found in the **Technical Notes and Methodology** section beginning on page 76.

This section will briefly describe cross-industry occupational employment and wage dynamics in statewide Colorado and its sub-State areas. Tables and charts provide details of the cross-industry occupational statistics. Industry-specific wage tables are also included.



Highlights

- **The list of 20 top-earning occupations in Colorado continues to be dominated by health/medical-related occupations** while nearly half of the lowest-earning 20 occupations are in food preparation and serving.
- **Colorado's average hourly wage (\$23.97) is \$1.19 higher** than the national average (\$22.33).
- **The average hourly wage in 2014 was \$0.45 higher** than the average hourly wage in 2013 (\$23.52) and \$0.88 higher than the average hourly wage in 2012 (\$23.09).
- **There are more Coloradans working as retail salespersons** (80,330) than in any other occupation, accounting for 3.49 percent of total covered employment.
- **The health care and social assistance, retail trade, and accommodation and food services industries** employ the most people (782,370) among the 20 industry groups surveyed, accounting for over 33 percent of total employment.
- **Where you work matters:** The Boulder Metropolitan Statistical Area has the highest average (\$27.16) and median (\$20.66) wages in Colorado, while the Eastern and Southern Colorado Balance of State Area has the lowest average (\$17.51) and median (\$14.43) wages.



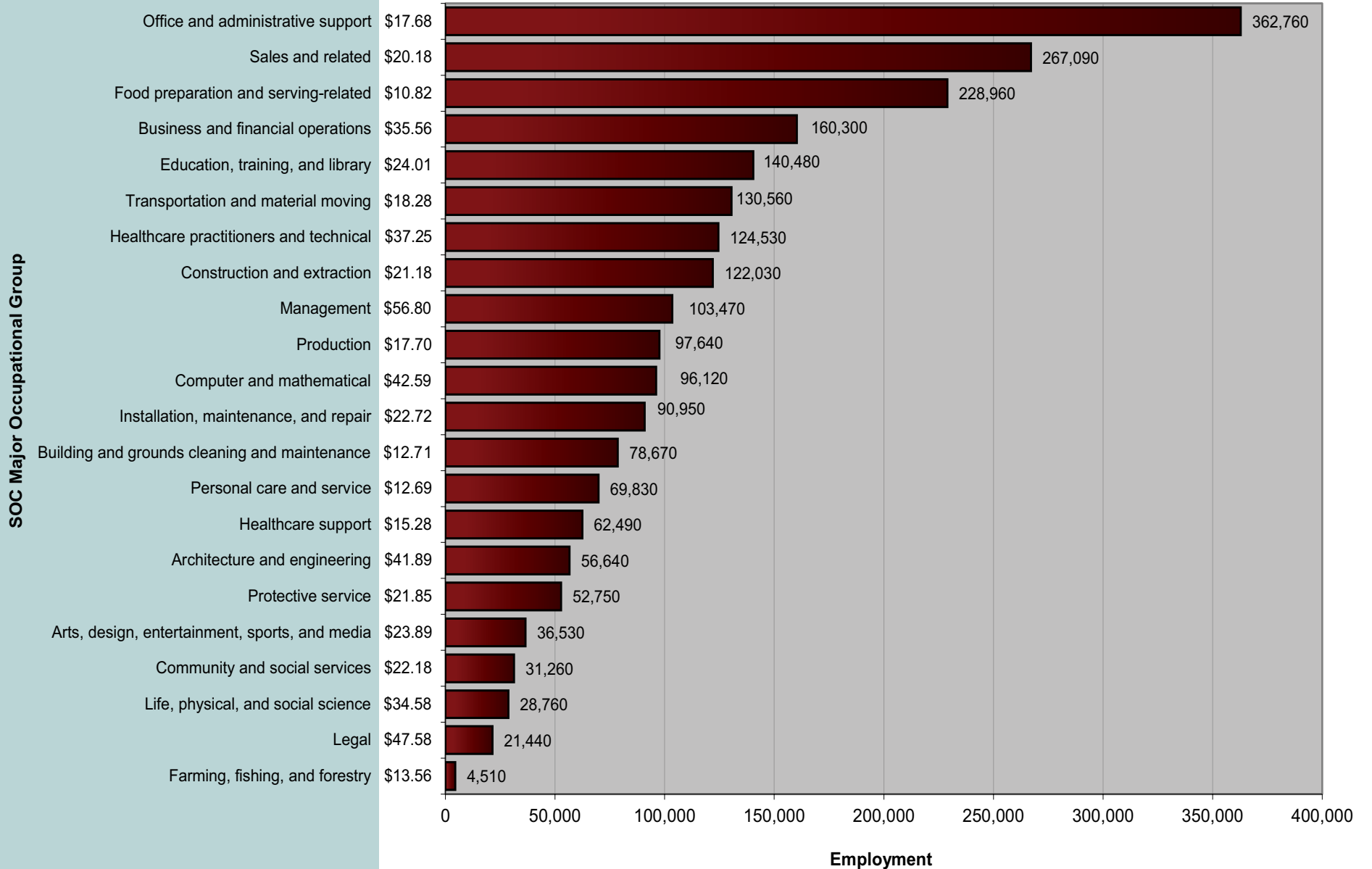
Employment Distribution by Occupation

Total covered employment in Colorado was 2.368 million, increasing by 72,780 over May 2013 and finally regaining the employment ground lost since 2008 (previous peak employment of 2.3 million). Table 1 and Figure 1 show the distribution of employment and list average hourly wages among major occupational groups. The top three major occupational groups (office and administrative support, sales and related, and food preparation and serving-related) account for 36.3 percent of total employment in the state. Major groups with average hourly wages below the overall average of \$23.97 comprise 69.1 percent of total employment.

Table 1. Employment Distribution and Average Hourly Wage in Major Occupational Groups (Colorado, May 2014)

SOC Major Occupational Group	Average Hourly Wage	Employment	Percent of Total Employment
Total all occupations	\$23.97	2,367,780	100.0%
Office and administrative support	\$17.68	362,760	15.3%
Sales and related	\$20.18	267,090	11.3%
Food preparation and serving-related	\$10.82	228,960	9.7%
Business and financial operations	\$35.56	160,300	6.8%
Education, training, and library	\$24.01	140,480	5.9%
Transportation and material moving	\$18.28	130,560	5.5%
Healthcare practitioners and technical	\$37.25	124,530	5.3%
Construction and extraction	\$21.18	122,030	5.2%
Management	\$56.80	103,470	4.4%
Production	\$17.70	97,640	4.1%
Computer and mathematical	\$42.59	96,120	4.1%
Installation, maintenance, and repair	\$22.72	90,950	3.8%
Building and grounds cleaning and maintenance	\$12.71	78,670	3.3%
Personal care and service	\$12.69	69,830	2.9%
Healthcare support	\$15.28	62,490	2.6%
Architecture and engineering	\$41.89	56,640	2.4%
Protective service	\$21.85	52,750	2.2%
Arts, design, entertainment, sports, and media	\$23.89	36,530	1.5%
Community and social services	\$22.18	31,260	1.3%
Life, physical, and social science	\$34.58	28,760	1.2%
Legal	\$47.58	21,440	0.9%
Farming, fishing, and forestry	\$13.56	4,510	0.2%

Figure 1. Employment Distribution and Average Hourly Wage in Major Occupational Groups (Colorado, May 2014)

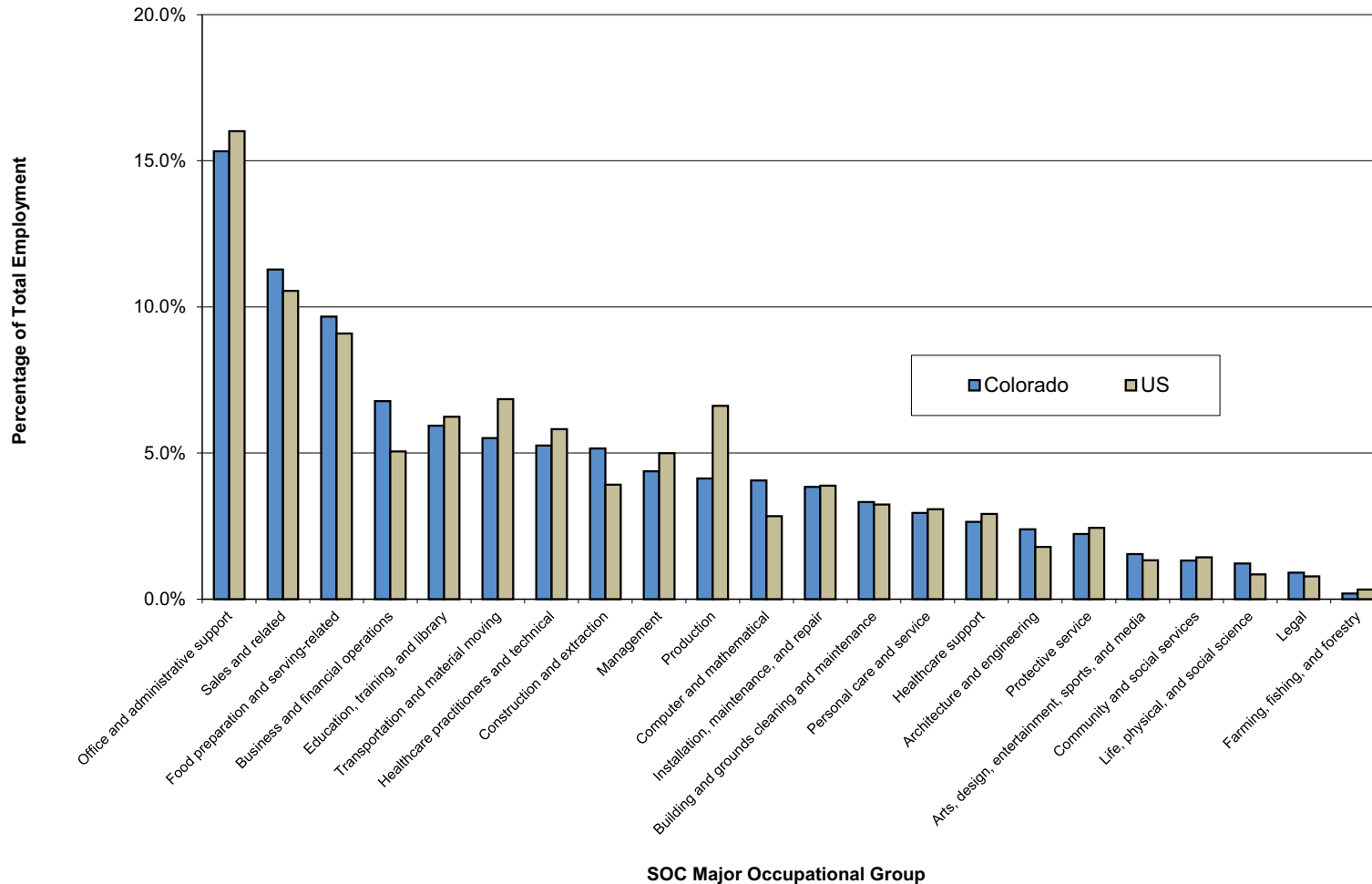


Occupational Employment Distribution in Colorado and the U.S.

The distribution of employment among major occupational groups in Colorado and the US is shown in figure 2. With the exception of **production** occupations, which account for 6.6 percent of occupational employment nationwide but for only 4.1 percent in Colorado, differences between the State

and the country as a whole were small. Colorado had higher proportions of employment in **computer and mathematical** (4.1 percent versus 2.8 percent nationwide), **construction and extraction** (5.2 percent versus 3.9 percent nationwide), and **business and financial operations** occupations (6.8 percent versus 5.1 percent nationwide) and a smaller share of **transportation and material moving** occupations (5.5 percent versus 6.8 percent nationwide). All other occupational groups differed by less than one percentage point.

Figure 2. Employment Distribution in Major Occupational Groups, Colorado vs United States (May 2014)

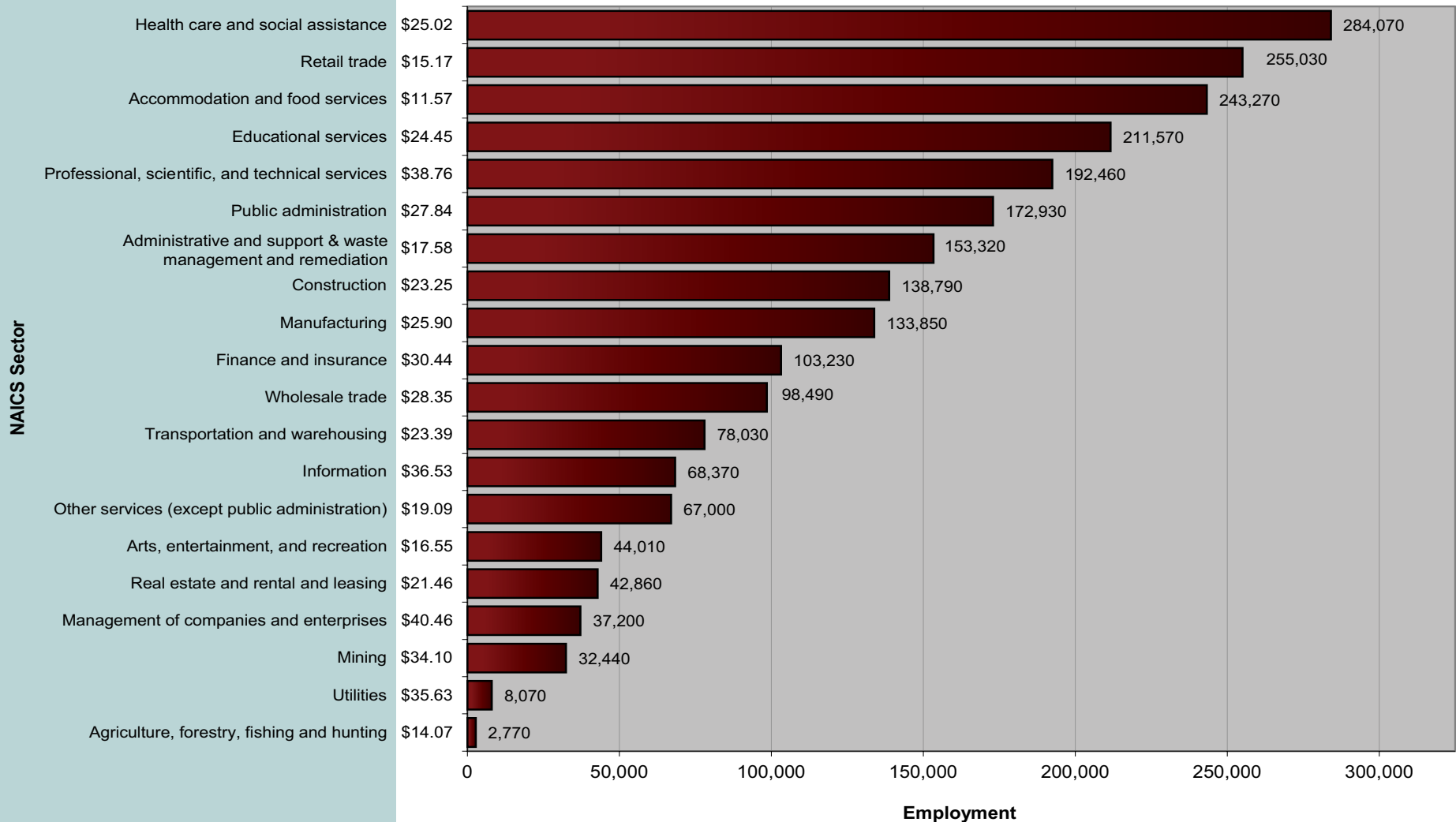


Employment Distribution by Industry

As shown in table 2 and figure 3, four industries account for more than 40 percent of employment in Colorado, with more than 200,000 workers each: **health care and social assistance, retail trade, accommodation and food services, and educational services**.

On the other end of the scale, the six smallest industries are **arts, entertainment, and recreation; real estate and rental and leasing; management of companies and enterprises; mining; utilities; and agriculture, forestry, fishing, and hunting**. These employ less than 50,000 workers each and, when combined, account for seven percent of total employment.

Figure 3. Employment Distribution and Average Hourly Wage in Major Industry Groups (Colorado, May 2014)



**Table 2. Employment Distribution and Average Hourly Wage
in Major Industry Groups (Colorado, May 2014)**

NAICS Sector	Average Hourly Wage	Employment	% of Total
All industries	\$23.97	2,367,780	100.0%
Health care and social assistance	\$25.02	284,070	12.0%
Retail trade	\$15.17	255,030	10.8%
Accommodation and food services	\$11.57	243,270	10.3%
Educational services	\$24.45	211,570	8.9%
Professional, scientific, and technical services	\$38.76	192,460	8.1%
Public administration	\$27.84	172,930	7.3%
Administrative and support and waste management and remediation services	\$17.58	153,320	6.5%
Construction	\$23.25	138,790	5.9%
Manufacturing	\$25.90	133,850	5.7%
Finance and insurance	\$30.44	103,230	4.4%
Wholesale trade	\$28.35	98,490	4.2%
Transportation and warehousing	\$23.39	78,030	3.3%
Information	\$36.53	68,370	2.9%
Other services (except public administration)	\$19.09	67,000	2.8%
Arts, entertainment, and recreation	\$16.55	44,010	1.9%
Real estate and rental and leasing	\$21.46	42,860	1.8%
Management of companies and enterprises	\$40.46	37,200	1.6%
Mining	\$34.10	32,440	1.4%
Utilities	\$35.63	8,070	0.3%
Agriculture, forestry, fishing and hunting	\$14.07	2,770	0.1%

Historical Employment and Wages

Total and major occupational group wages and employment from the 2004 through 2014 surveys are shown in tables 3, 4a, and 4b. Since the composition of the OES sample changes from year to year, these are properly interpreted as a series of snapshots of employment and wages over the years rather than as a time series. Tables 4c and 4d show major occupational groups ranked by net percentage change in employment and mean hourly wage in 2014 versus 2004. In order to better compare wage changes over time, an adjusted 2004 wage was calculated using a national employer cost index (ECI) factor that is computed for the entire country and varies by industry and year (table 4e). The ECI employed in this analysis is a general national index (not geography- or goods-specific) and was created by the US Department of Labor.

Historical Wage Growth

For unadjusted hourly wages in all occupations combined, 2014 shows an average wage more than 26 percent higher and a median wage nearly 18 percent higher than the average and median seen in 2004 (table 3).

A comparison of changes in adjusted hourly mean wage by occupational group (table 4e) indicates that “real” wage increases for the time period occurred in the relatively higher-paying **legal** (+\$3.21, +7.23 percent), **management** (+\$2.80, +5.19 percent), and **architecture and engineering** occupational groups (+\$2.71, +6.92 percent). **Healthcare practitioners and technical** occupations saw a relatively modest increase

**Table 3. Employment and Hourly and Annual Wages,*
All Occupations (Colorado, 2004-2014)**

Year / Survey Panel	Total Employment	Average Hourly Wage	Median Hourly Wage	Average Annual Wage	Median Annual Wage
2004 May	2,110,640	\$18.95	\$15.26	\$39,409	\$31,732
2004 Nov	2,130,430	\$19.14	\$15.39	\$39,821	\$32,012
2005 May	2,151,520	\$19.36	\$15.53	\$40,277	\$32,312
2006 May	2,207,120	\$19.93	\$15.82	\$41,452	\$32,913
2007 May	2,258,230	\$21.21	\$16.68	\$44,127	\$34,688
2008 May	2,302,340	\$21.47	\$16.87	\$44,659	\$35,085
2009 May	2,234,250	\$22.11	\$17.44	\$45,990	\$36,267
2010 May	2,157,690	\$22.48	\$17.72	\$46,767	\$36,851
2011 May	2,179,060	\$22.85	\$17.82	\$47,522	\$37,068
2012 May	2,226,170	\$23.09	\$17.83	\$48,035	\$37,093
2013 May	2,295,000	\$23.52	\$18.04	\$48,923	\$37,521
2014 May	2,367,780	\$23.97	\$18.28	\$49,851	\$38,024

**Unadjusted historical data*

(+\$1.09, +3.01 percent). Three other categories showed minimal gains (+0.01 to \$0.60, +0.05 to 1.43 percent).

Fifteen of the 22 major occupational groups lost ground in adjusted wages with decreases ranging from **-\$0.25 (education, training, and library)** to **-\$2.50 (arts, design, entertainment, sports, and media)**.

Table 4a. Employment in Major Occupational Groups (Colorado, 2004-2014)

SOC Major Occupational Group	2004*	2005*	2006*	2007*	2008*	2009*	2010*	2011*	2012*	2013*	2014*
Management	104,990	106,820	107,070	103,410	99,190	96,060	91,400	92,990	95,180	100,910	103,470
Business and financial operations	103,350	107,590	114,640	122,710	126,560	131,640	133,330	141,130	147,930	156,810	160,300
Computer and mathematical	76,000	74,550	77,980	81,700	86,370	88,120	86,510	88,030	90,870	91,820	96,120
Architecture and engineering	52,680	52,890	54,890	57,230	59,050	56,490	52,660	50,880	51,330	54,580	56,640
Life, physical, and social science	24,130	27,180	28,390	28,770	28,750	28,540	25,150	25,530	26,790	27,820	28,760
Community and social services	24,210	25,030	26,380	27,650	28,990	30,270	29,450	29,680	30,500	31,590	31,260
Legal	15,670	17,150	17,630	18,050	19,060	18,880	19,480	20,520	20,840	21,100	21,440
Education, training, and library	115,400	117,540	120,890	125,450	129,720	129,840	131,690	131,390	132,020	135,440	140,480
Arts, design, entertainment, sports, and media	30,360	30,090	31,630	38,110	40,380	40,610	37,760	37,340	35,310	35,560	36,530
Healthcare practitioners and technical	95,050	96,110	99,920	102,840	109,080	112,440	114,240	114,970	117,620	119,290	124,530
Healthcare support	39,580	39,850	41,610	44,880	46,850	49,850	53,730	55,870	55,880	54,850	62,490
Protective service	45,840	46,490	46,580	48,090	48,520	50,200	52,660	54,440	55,390	53,660	52,750
Food preparation and serving-related	191,740	195,260	197,070	202,150	207,720	206,780	202,670	207,680	211,710	218,920	228,960
Building and grounds cleaning and maintenance	73,080	73,390	76,160	76,050	78,900	76,260	74,070	72,670	75,000	75,430	78,670
Personal care and service	55,510	58,120	60,700	60,010	63,020	59,580	56,220	59,630	64,130	68,700	69,830
Sales and related	247,990	249,260	257,450	259,120	262,520	247,610	241,880	242,480	249,970	260,530	267,090
Office and administrative support	372,790	372,530	372,340	381,530	381,880	368,620	350,850	352,370	358,340	364,090	362,760
Farming, fishing, and forestry	5,000	4,910	3,450	3,620	3,430	3,210	3,290	3,270	3,670	4,020	4,510
Construction and extraction	128,890	130,190	141,740	146,010	150,410	131,390	108,540	103,900	105,010	110,760	122,030
Installation, maintenance, and repair	86,200	87,800	89,030	90,110	92,640	88,870	83,570	83,520	85,050	86,190	90,950
Production	106,820	104,490	103,820	102,730	103,660	94,350	90,210	92,740	94,680	96,190	97,640
Transportation and material moving	135,170	134,290	137,740	138,010	135,640	124,640	118,340	118,010	119,050	125,420	130,560

*Beginning in 2002, OES data were collected in biannual rather than annual surveys, and during 2002-2004 estimates were published biennially. In these tables, 2004 data are from the November survey and 2005-2012 data are from the May survey.

Table 4b. Average Hourly Wage (Adjusted) in Major Occupational Groups (Colorado, 2002-2014)**

SOC Major Occupational Group	2004*	2005*	2006*	2007*	2008*	2009*	2010*	2011*	2012*	2013*	2014*
Management	\$54.00	\$53.21	\$52.67	\$53.22	\$53.99	\$54.85	\$56.30	\$57.35	\$57.38	\$57.41	\$56.80
Business and financial operations	\$36.17	\$35.86	\$36.29	\$36.71	\$36.57	\$36.34	\$35.84	\$35.90	\$35.40	\$35.61	\$35.56
Computer and mathematical	\$41.99	\$41.92	\$41.75	\$42.91	\$43.02	\$43.21	\$42.51	\$41.69	\$42.32	\$42.19	\$42.59
Architecture and engineering	\$39.18	\$39.60	\$40.65	\$41.36	\$41.94	\$42.09	\$41.78	\$41.51	\$41.97	\$42.07	\$41.89
Life, physical, and social science	\$34.99	\$36.10	\$35.40	\$35.84	\$36.00	\$36.53	\$36.59	\$36.93	\$36.19	\$35.18	\$34.58
Community and social services	\$22.70	\$22.77	\$22.70	\$22.22	\$21.95	\$21.90	\$22.46	\$22.45	\$22.18	\$22.02	\$22.18
Legal	\$44.37	\$45.56	\$46.03	\$46.91	\$48.40	\$49.65	\$47.99	\$50.07	\$50.18	\$51.20	\$47.58
Education, training, and library	\$24.26	\$24.54	\$25.50	\$25.13	\$25.14	\$25.13	\$25.61	\$25.48	\$25.39	\$24.73	\$24.01
Arts, design, entertainment, sports, and media	\$26.39	\$25.40	\$25.50	\$24.97	\$25.73	\$26.01	\$25.79	\$25.22	\$24.63	\$24.10	\$23.89
Healthcare practitioners and technical	\$36.16	\$35.84	\$36.88	\$36.72	\$36.99	\$37.76	\$38.13	\$37.87	\$37.74	\$37.42	\$37.25
Healthcare support	\$15.69	\$15.63	\$15.55	\$15.63	\$15.55	\$15.42	\$15.04	\$14.90	\$14.80	\$15.23	\$15.28
Protective service	\$24.00	\$23.02	\$22.57	\$22.24	\$22.40	\$22.73	\$22.36	\$22.01	\$21.60	\$21.86	\$21.85
Food preparation and serving-related	\$11.10	\$10.81	\$10.70	\$11.07	\$11.40	\$11.44	\$11.38	\$11.11	\$10.95	\$10.96	\$10.82
Building and grounds cleaning and maintenance	\$13.25	\$13.40	\$13.52	\$13.43	\$13.17	\$12.98	\$12.98	\$13.14	\$12.95	\$12.95	\$12.71
Personal care and service	\$13.59	\$13.65	\$13.54	\$14.19	\$13.46	\$13.68	\$13.51	\$13.16	\$12.87	\$12.83	\$12.69
Sales and related	\$20.80	\$20.73	\$20.82	\$20.84	\$21.09	\$21.49	\$21.14	\$21.17	\$20.55	\$20.62	\$20.18
Office and administrative support	\$18.85	\$18.78	\$18.50	\$18.42	\$18.49	\$18.48	\$18.38	\$18.33	\$17.99	\$17.85	\$17.68
Farming, fishing, and forestry	\$13.40	\$13.32	\$12.87	\$12.59	\$13.56	\$13.95	\$14.11	\$13.99	\$14.06	\$13.80	\$13.56
Construction and extraction	\$22.43	\$22.25	\$21.63	\$21.54	\$21.55	\$21.91	\$21.91	\$22.05	\$22.05	\$21.78	\$21.18
Installation, maintenance, and repair	\$23.59	\$23.36	\$23.20	\$23.00	\$22.96	\$23.13	\$22.97	\$23.08	\$22.83	\$22.89	\$22.72
Production	\$18.33	\$18.14	\$17.74	\$17.62	\$17.64	\$17.95	\$18.05	\$18.14	\$17.91	\$17.99	\$17.70
Transportation and material moving	\$18.27	\$18.38	\$17.98	\$18.50	\$18.09	\$18.02	\$17.92	\$17.90	\$18.08	\$17.91	\$18.28

*Beginning in 2002, OES data were collected in biannual rather than annual surveys, and during 2002-2004 estimates were published biennially. In these tables, 2004 data are from the November survey and 2005-2012 data are from the May survey.

**Table 4c. Employment Change in Major Occupational Groups
(Colorado, 2004-2014)**

SOC Major Occupational Group	Employment change (%)
Business and financial operations	59.65%
Healthcare support	56.85%
Legal	48.48%
Healthcare practitioners and technical	37.75%
Community and social services	32.12%
Personal care and service	29.24%
Computer and mathematical	25.83%
Arts, design, entertainment, sports, and media	24.25%
Education, training, and library	20.15%
Food preparation and serving-related	19.37%
Protective service	17.96%
Life, physical, and social science	13.86%
Sales and related	9.85%
Building and grounds cleaning and maintenance	7.56%
Architecture and engineering	6.87%
Installation, maintenance, and repair	6.19%
Management	-1.16%
Construction and extraction	-1.86%
Farming, fishing, and forestry	-2.17%
Transportation and material moving	-2.68%
Office and administrative support	-3.06%
Production	-8.26%

**Table 4d. Wage Change in Major Occupational Groups
(Colorado, 2004-2014)**

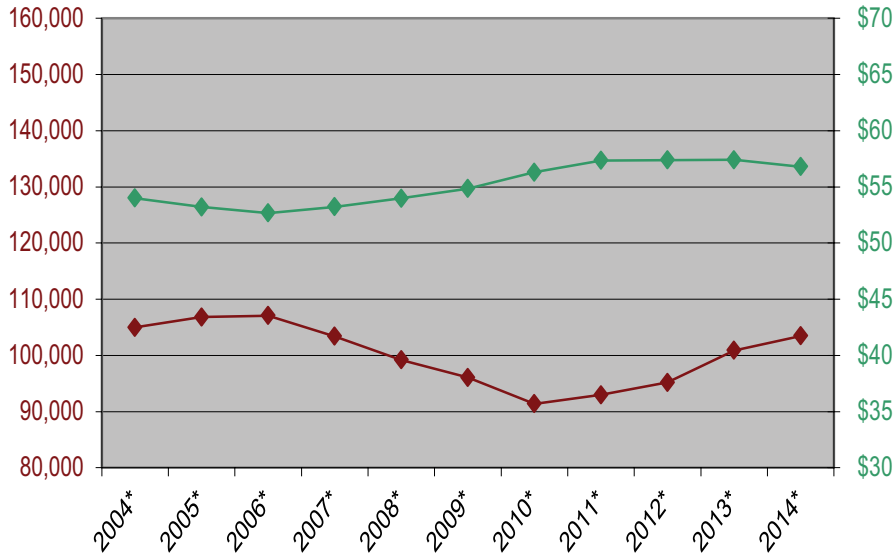
SOC Major Occupational Group	Mean hourly wage change (%)
Management	34.98%
Legal	34.94%
Architecture and engineering	34.56%
Healthcare practitioners and technical	29.66%
Computer and mathematical	27.63%
Business and financial operations	26.14%
Transportation and material moving	25.81%
Farming, fishing, and forestry	24.86%
Education, training, and library	24.53%
Life, physical, and social science	24.39%
Community and social services	22.95%
Food preparation and serving-related	21.44%
Healthcare support	21.27%
Production	21.23%
Sales and related	21.06%
Installation, maintenance, and repair	20.92%
Building and grounds cleaning and maintenance	19.45%
Office and administrative support	19.22%
Construction and extraction	18.52%
Personal care and service	16.32%
Arts, design, entertainment, sports, and media	13.92%
Protective service	13.39%

Table 4e. 2014 vs Adjusted 2004 Wage in Major Occupational Groups (Colorado, 2004-2014)

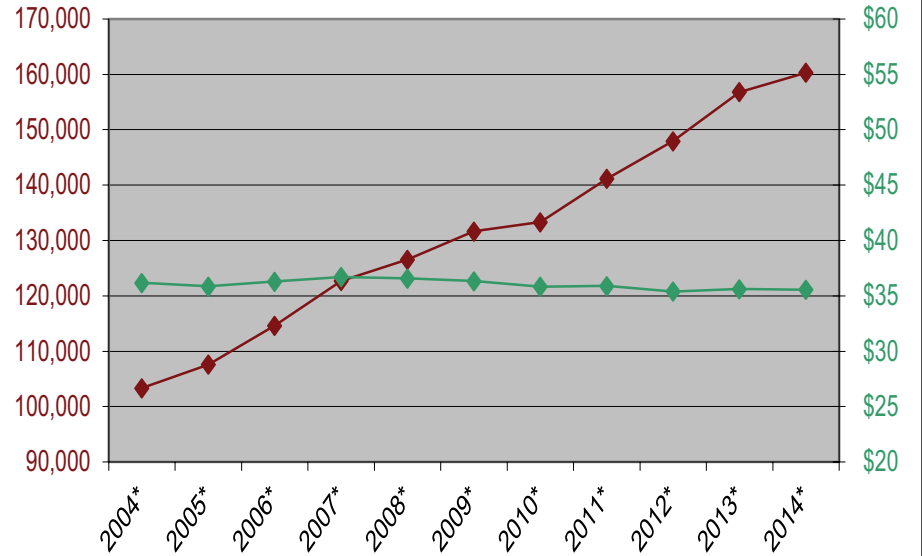
SOC Major Occupational Group	2004 adjusted wage*	2014 wage	2014 vs adjusted 2004	2014 vs adjusted 2004 (%)
Management	\$54.00	\$56.80	2.8	5.19%
Business and financial operations	\$36.17	\$35.56	-0.61	-1.69%
Computer and mathematical	\$41.99	\$42.59	0.6	1.43%
Architecture and engineering	\$39.18	\$41.89	2.71	6.92%
Life, physical, and social science	\$34.99	\$34.58	-0.41	-1.17%
Community and social services	\$22.70	\$22.18	-0.52	-2.29%
Legal	\$44.37	\$47.58	3.21	7.23%
Education, training, and library	\$24.26	\$24.01	-0.25	-1.03%
Arts, design, entertainment, sports, and media	\$26.39	\$23.89	-2.5	-9.47%
Healthcare practitioners and technical	\$36.16	\$37.25	1.09	3.01%
Healthcare support	\$15.69	\$15.28	-0.41	-2.61%
Protective service	\$24.00	\$21.85	-2.15	-8.96%
Food preparation and serving-related	\$11.10	\$10.82	-0.28	-2.52%
Building and grounds cleaning and maintenance	\$13.25	\$12.71	-0.54	-4.08%
Personal care and service	\$13.59	\$12.69	-0.9	-6.62%
Sales and related	\$20.80	\$20.18	-0.62	-2.98%
Office and administrative support	\$18.85	\$17.68	-1.17	-6.21%
Farming, fishing, and forestry	\$13.40	\$13.56	0.16	1.19%
Construction and extraction	\$22.43	\$21.18	-1.25	-5.57%
Installation, maintenance, and repair	\$23.59	\$22.72	-0.87	-3.69%
Production	\$18.33	\$17.70	-0.63	-3.44%
Transportation and material moving	\$18.27	\$18.28	0.01	0.05%

*Wages adjusted using national employer cost index (ECI) factors.

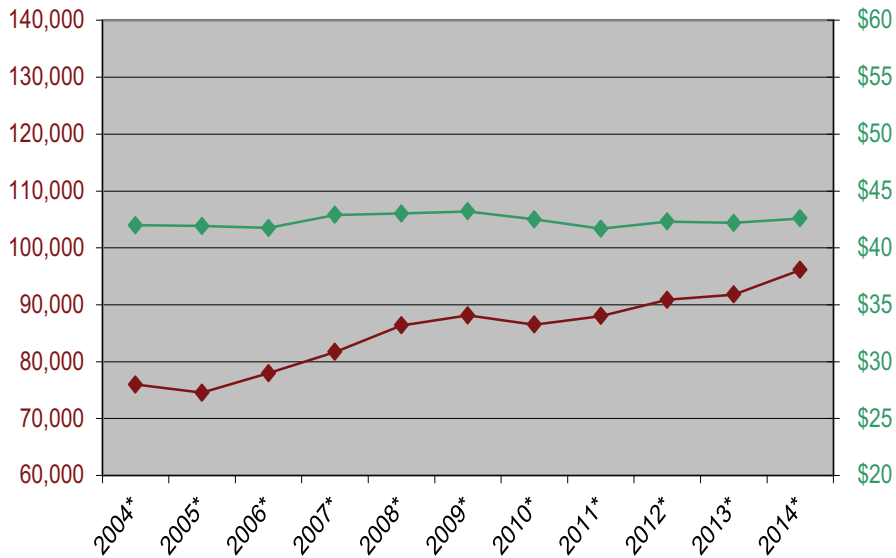
Historical Figure 1. Employment and hourly mean wage 2004-2014 Management occupations



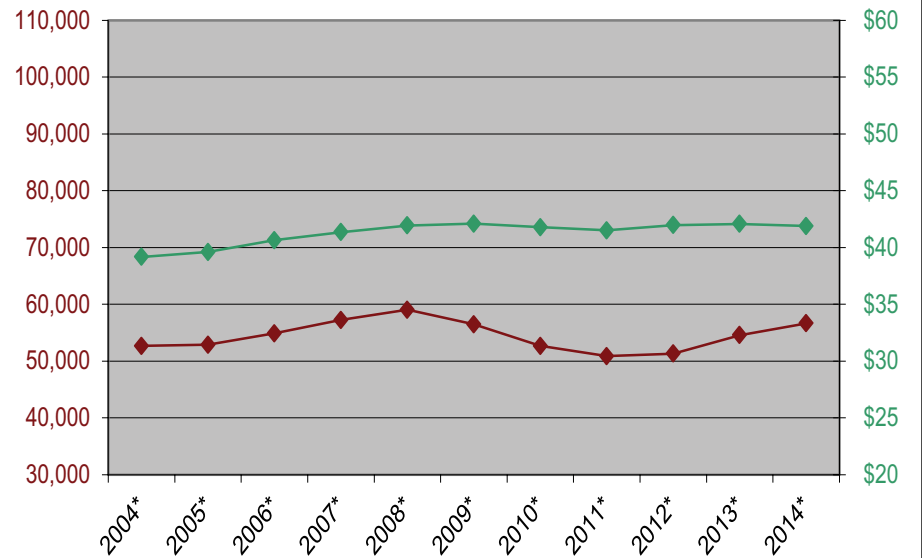
Historical Figure 2. Employment and hourly mean wage 2004-2014 Business and financial operations occupations



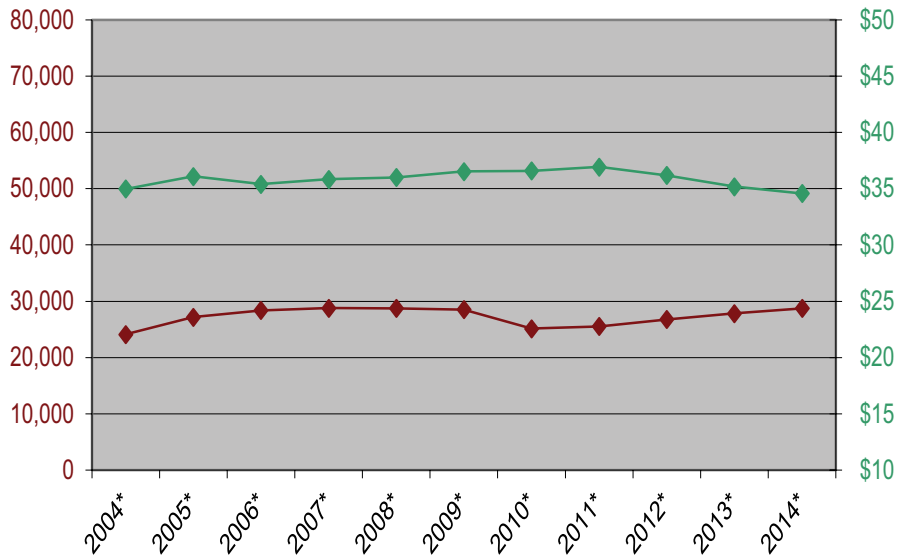
Historical Figure 3. Employment and hourly mean wage 2004-2014 Computer & mathematical occupations



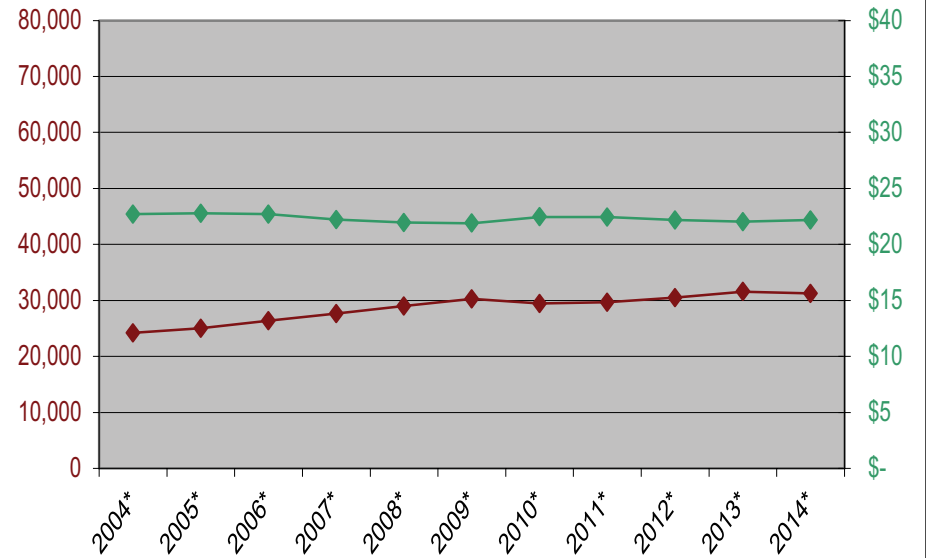
Historical Figure 4. Employment and hourly mean wage 2004-2014 Architecture & engineering occupations



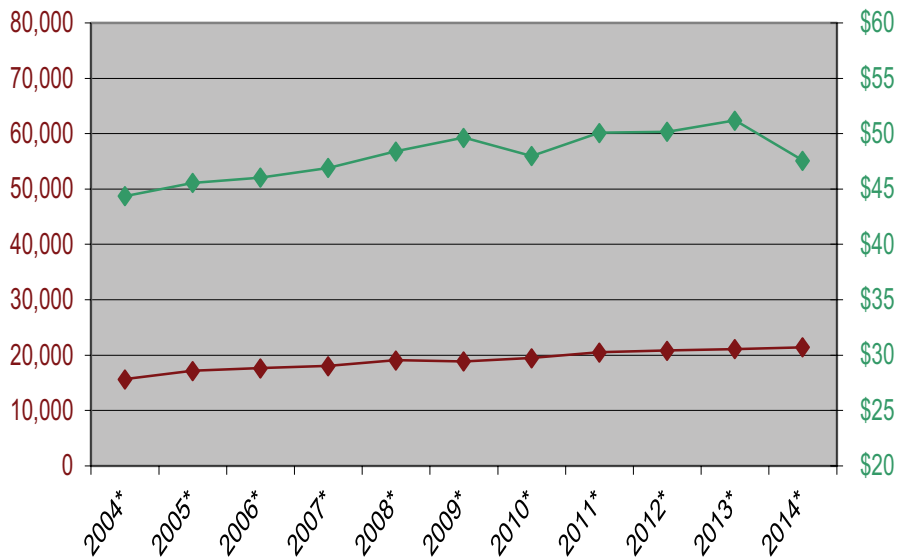
Historical Figure 5. Employment and hourly mean wage 2004-2014 Life, physical, & social science occupations



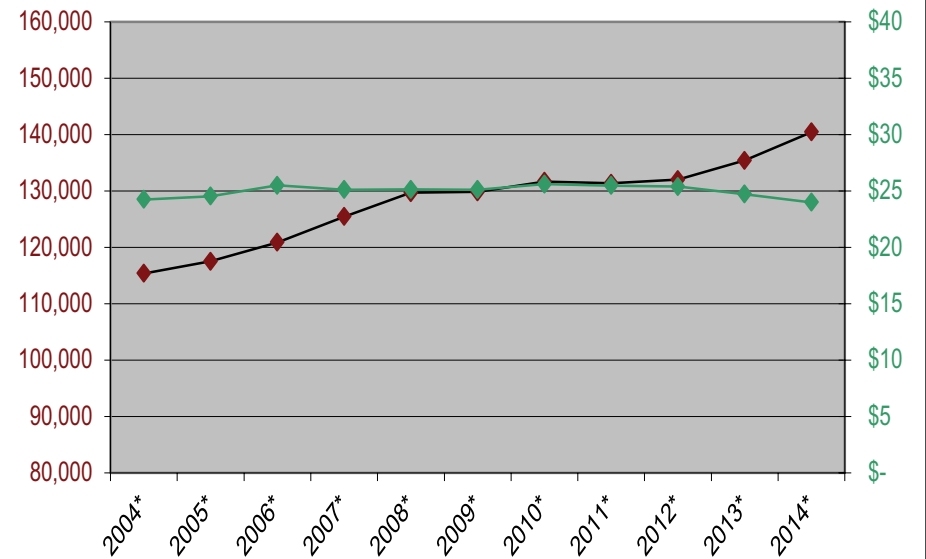
Historical Figure 6. Employment and hourly mean wage 2004-2014 Community & social services occupations



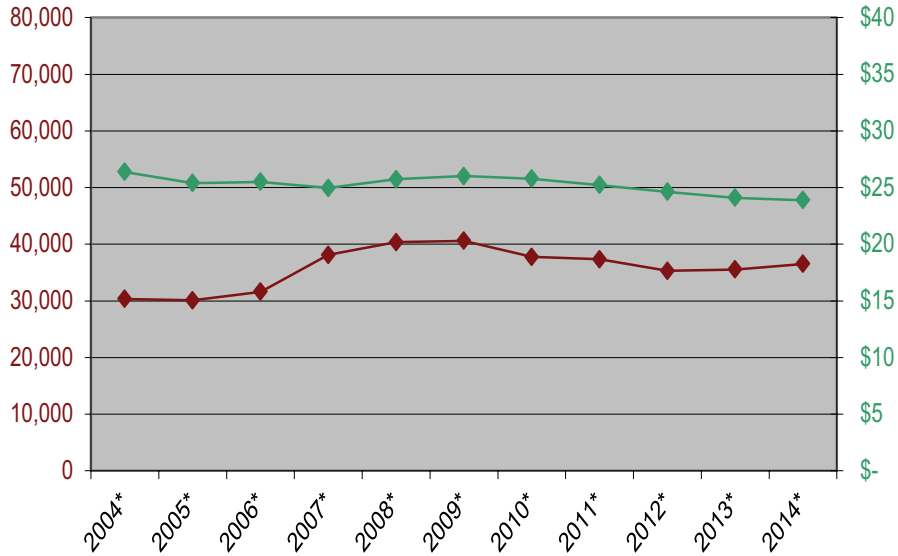
Historical Figure 7. Employment and hourly mean wage 2004-2014 Legal occupations



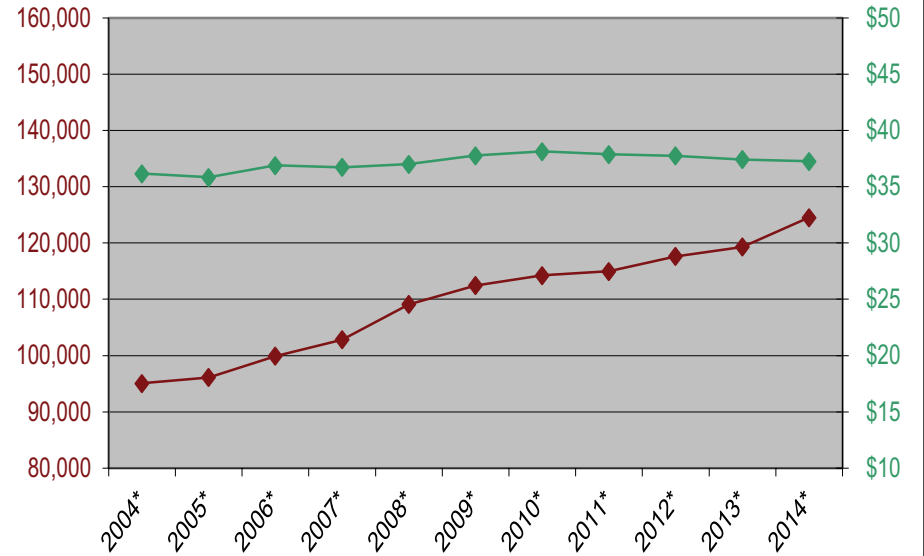
Historical Figure 8. Employment and hourly mean wage 2004-2014 Education, training, & library occupations



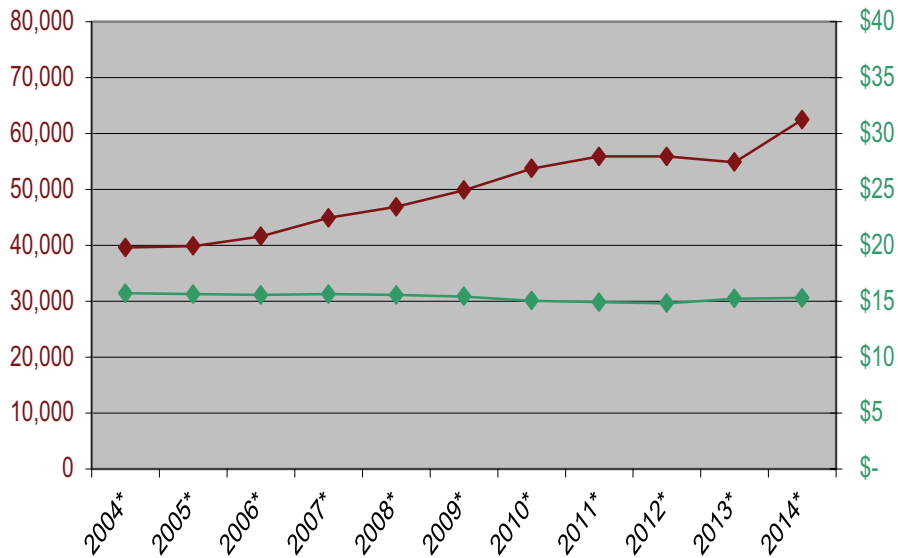
Historical Figure 9. Employment and hourly mean wage
2004-2014 Arts, design, entertainment, sports, & media occupations



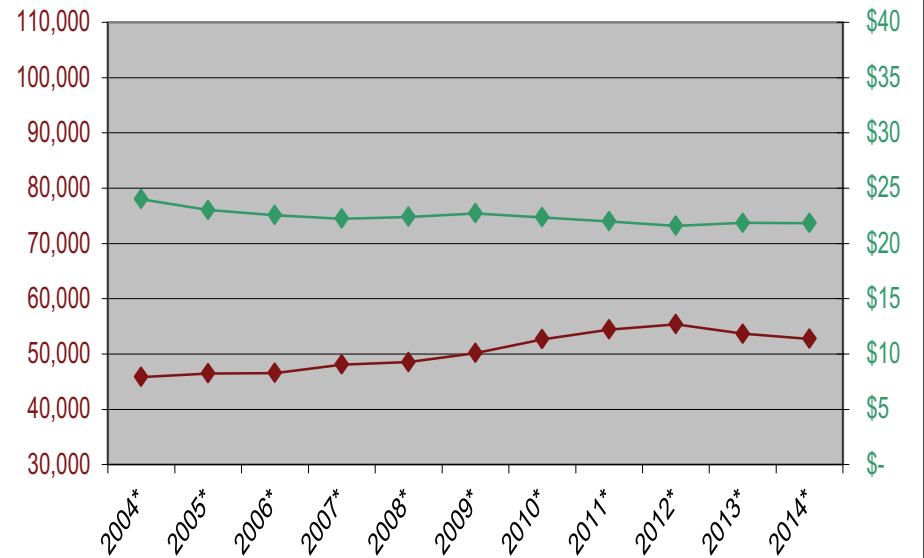
Historical Figure 10. Employment and hourly mean wage
2004-2014 Healthcare practitioners & technical occupations



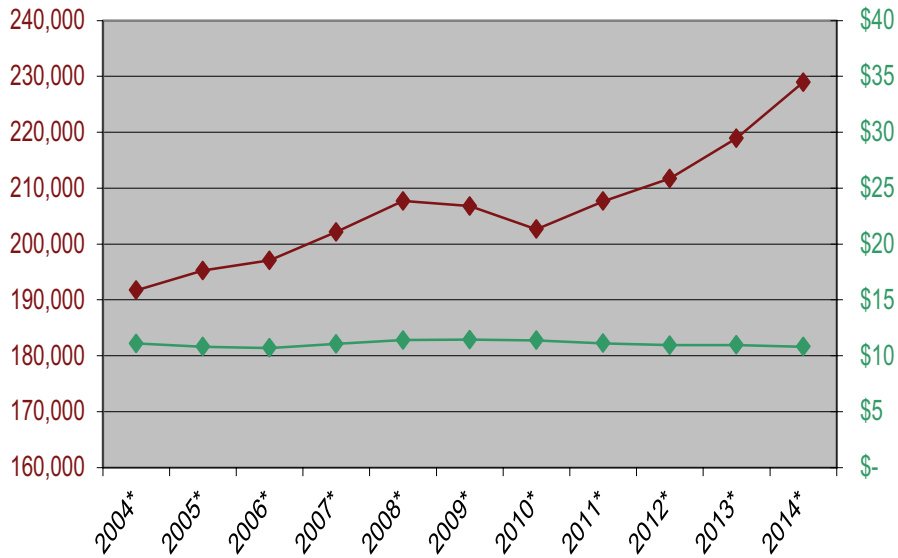
Historical Figure 11. Employment and hourly mean wage
2004-2014 Healthcare support occupations



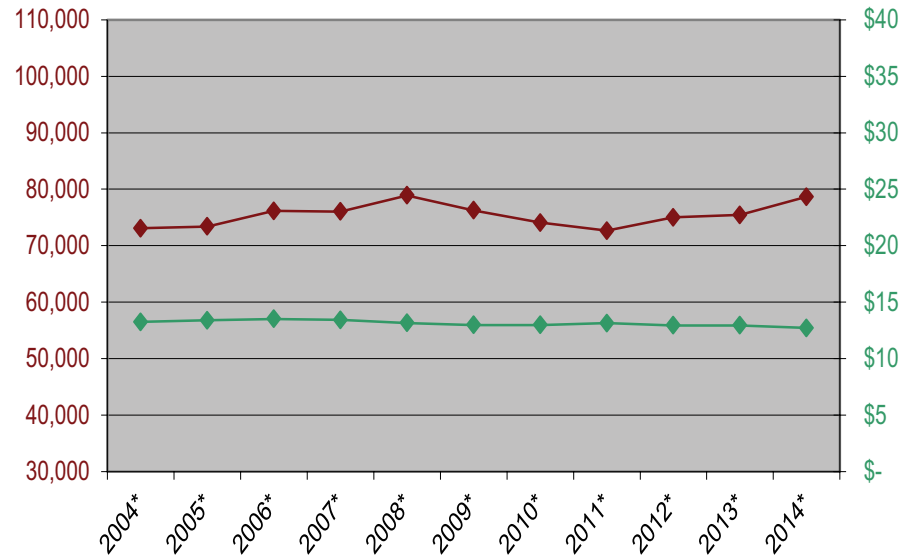
Historical Figure 12. Employment and hourly mean wage
2004-2014 Protective service occupations



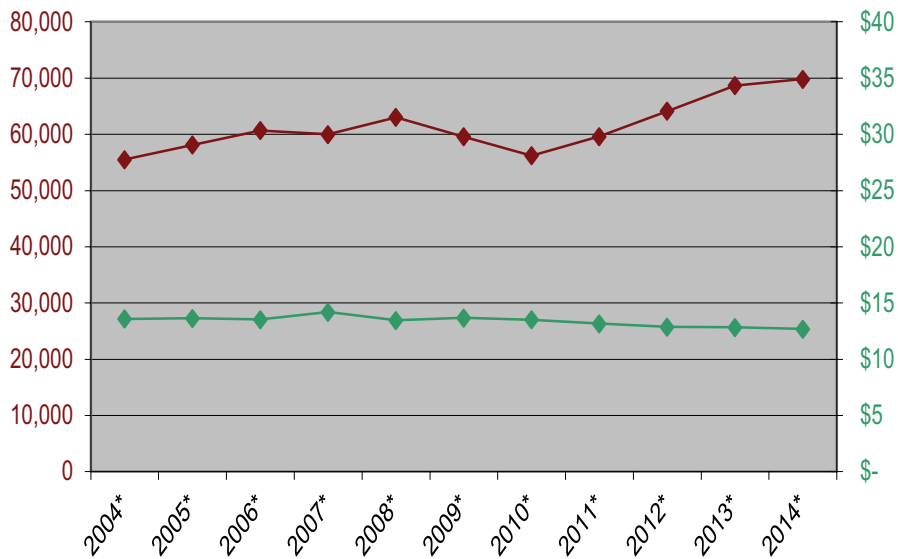
Historical Figure 13. Employment and hourly mean wage 2004-2014 Food preparation & serving-related occupations



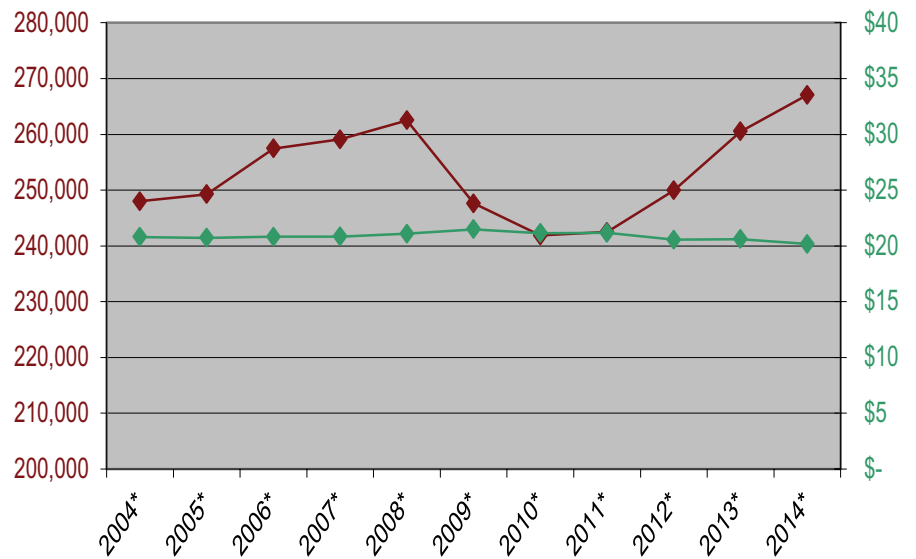
Historical Figure 14. Employment and hourly mean wage 2004-2014 Building & grounds cleaning & maintenance occupations



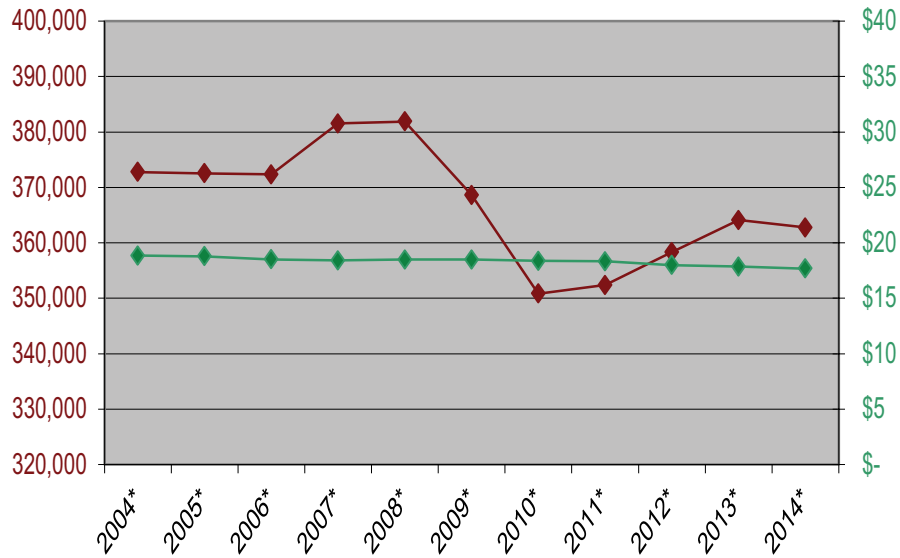
Historical Figure 15. Employment and hourly mean wage 2004-2014 Personal care & service occupations



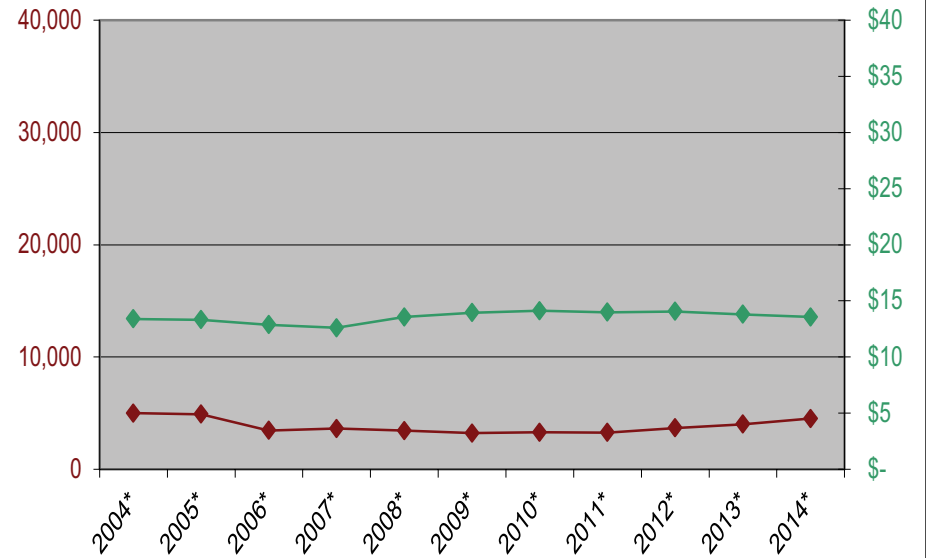
Historical Figure 16. Employment and hourly mean wage 2004-2014 Sales & related occupations



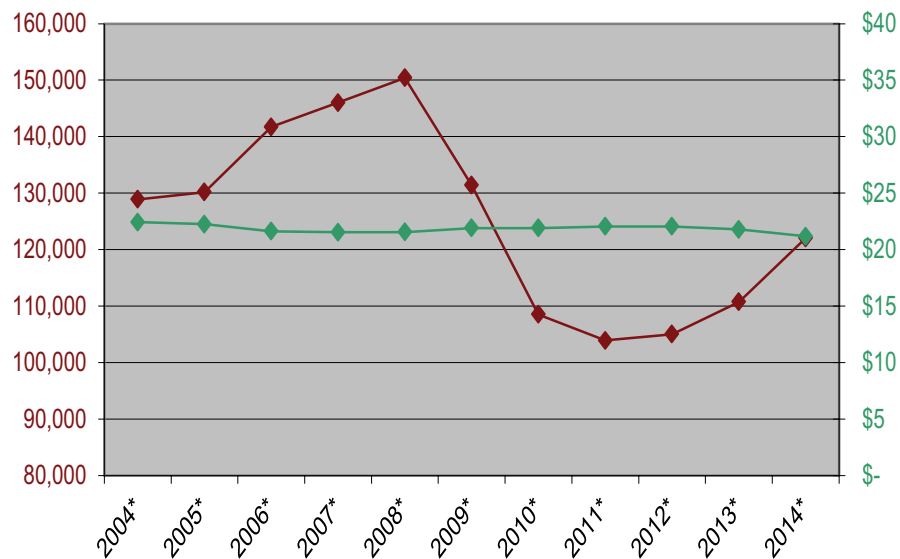
Historical Figure 17. Employment and hourly mean wage 2004-2014 Office & administrative support occupations



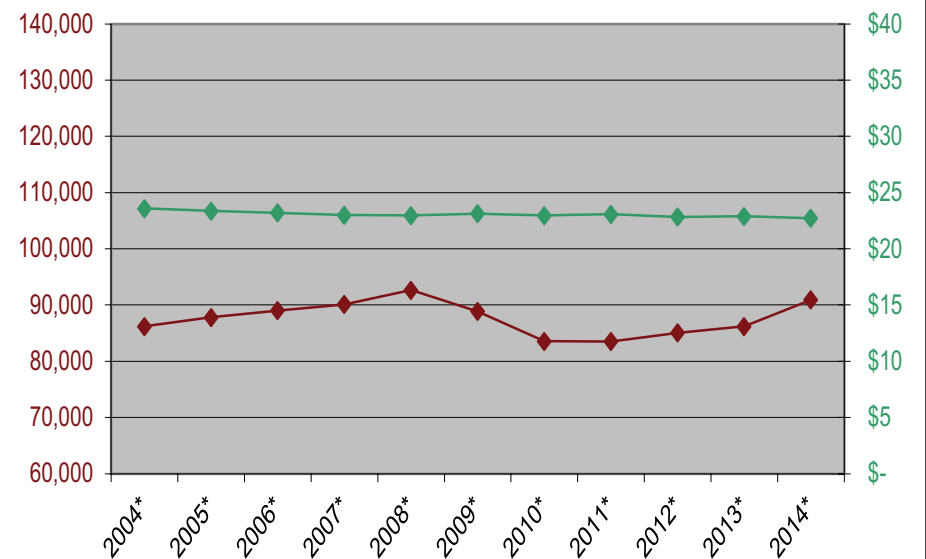
Historical Figure 18. Employment and hourly mean wage 2004-2014 Farming, fishing, & forestry occupations



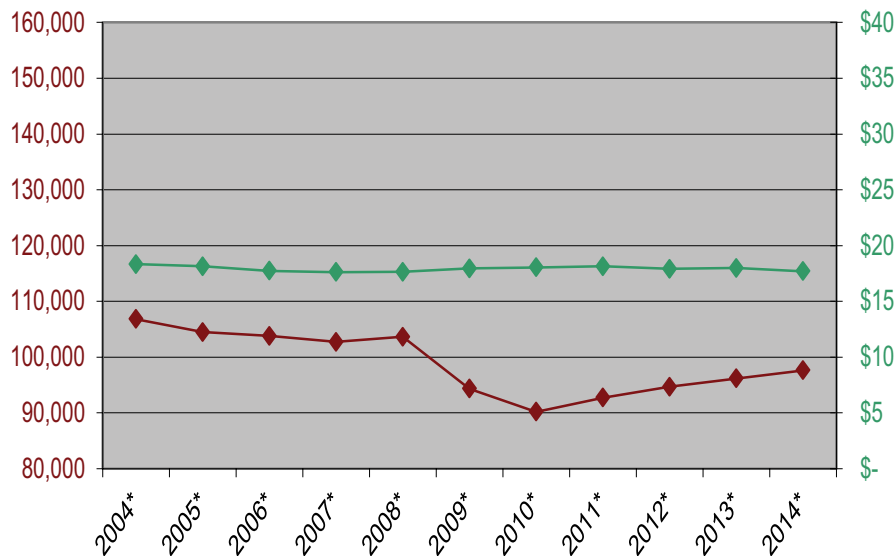
Historical Figure 19. Employment and hourly mean wage 2004-2014 Construction & extraction occupations



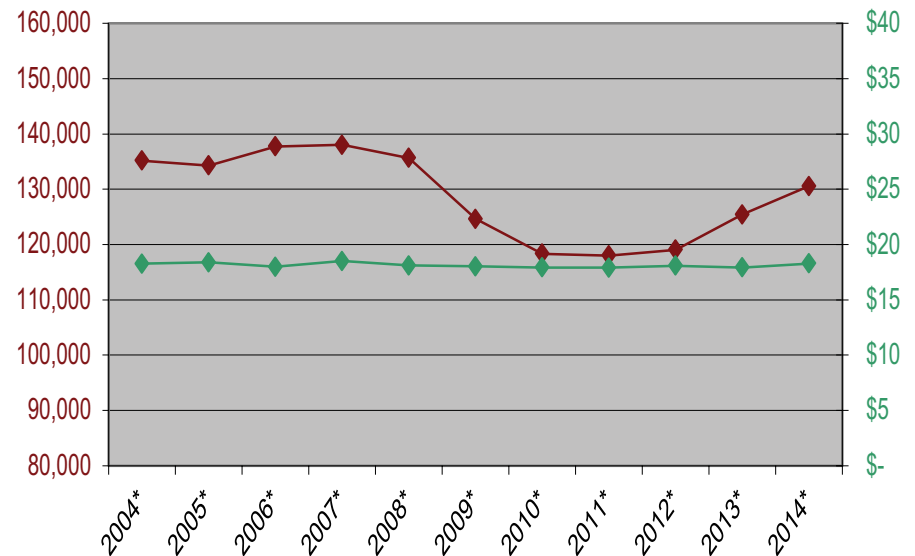
Historical Figure 20. Employment and hourly mean wage 2004-2014 Installation, maintenance, & repair occupations



Historical Figure 21. Employment and hourly mean wage
2004-2014 Production occupations



Historical Figure 22. Employment and hourly mean wage
2004-2014 Transportation & material moving occupations



Historical Employment Gains and Losses

The 2014 Colorado OES estimates indicate an overall employment increase of 257,140 compared to the 2004 estimates. It is important to note that this increase was not a linear trend. Table 3 shows that total covered employment in Colorado rose from 2,110,640 in 2004 to 2,302,340 in 2008, decreased to 2,157,690 in 2010, and then recovered to an all-time high of 2,367,780 in 2014.

When comparing 2014 employment with that in 2004, the **business and financial operations** category showed the largest absolute employment increase of any group with a net gain of 56,950 (+55.10 percent), followed by **food preparation and serving-related** (+37,220, +19.41 percent) and **healthcare practitioners and technical**

occupations (+29,480, +31.02 percent) (table 4a). The largest percentage increase was seen for **healthcare support** at +57.88 percent (+29,480). The biggest job-shedding major occupational group over the period was **office and administrative support** (10,030 losses, -2.69 percent) followed closely by **production** with a loss of 9,180 jobs (-8.59 percent) and **construction and extraction** (-6,860, -5.32 percent). Other declining occupational groups included **transportation and material moving** (4,610 losses, -3.41 percent).

Historical Wage and Employment Changes

There is no obvious relationship between overall wage changes and employment changes during 2004-2014. Occupational groups that increased salary over the time period were not necessarily

those with increases in employment. Comparison of adjusted wage and employment changes for all major occupational groups over the 10-year period yielded no relationship (correlation coefficient of -0.21).

Within major occupational groups, negative correlations between employment change and wage change were observed for **protective service** (-0.80), **community and social services** (-0.79), **healthcare support** (-0.79), **personal care and service** (-0.74), **management** (-0.66), and **business and financial operations** (-0.61), and **sales and related** occupations (-0.58). Positive correlations were observed for **legal** (0.84), **healthcare practitioners and technical** (0.79), and **transportation and material moving** occupations (0.55) (tables 4a and 4b and historical figures 1-22).

Top 20 Occupations by Employment

The group of 20 occupations that employ the largest number of workers is very similar to that seen in previous years, with only some minor changes in ranking: compared to 2013, the top ten occupations remain the same. **Stock clerks and order fillers** and **office clerks, general** each moved up one place

to supplant **bookkeeping, accounting and auditing clerks** which fell four places to 16 and sales representatives, wholesale and manufacturing which fell one place to 14. **Heavy and tractor-trailer truck drivers** moved up two places to 17, while **cooks, restaurant** and **elementary school teachers** each fell one place to 18 and 19, respectively. **Software developers, applications** remained in 20th place.

Table 5. Top 20 Occupations by Employment (Colorado, May 2014)

SOC Occupational Title	Employment	Average Hourly Wage	Median Hourly Wage	Average Annual Wage	Median Annual Wage	Rank last year
Retail salespersons	80,330	\$13.27	\$10.96	\$27,602	\$22,802	1
Combined food preparation and serving workers, including fast food	65,060	\$9.51	\$8.96	\$19,791	\$18,630	2
Secretaries and administrative assistants, except legal, medical, and executive	59,570	\$17.24	\$16.80	\$35,867	\$34,937	3
Cashiers	52,950	\$10.63	\$9.51	\$22,107	\$19,778	4
Waiters and waitresses	50,250	\$10.06	\$8.88	\$20,929	\$18,481	5
Customer service representatives	45,120	\$16.08	\$14.90	\$33,441	\$30,987	6
Registered nurses	44,370	\$33.46	\$32.83	\$69,600	\$68,295	7
Business operations specialists, all other	41,440	\$36.58	\$33.95	\$76,091	\$70,606	8
General and operations managers	38,580	\$58.77	\$48.20	\$122,240	\$100,247	9
Janitors and cleaners, except maids and housekeeping cleaners	34,260	\$12.00	\$11.19	\$24,954	\$23,269	10
Accountants and auditors	31,900	\$35.59	\$32.44	\$74,023	\$67,473	11
Stock clerks and order fillers	31,530	\$13.44	\$12.38	\$27,953	\$25,742	14
Office clerks, general	31,320	\$17.29	\$16.02	\$35,972	\$33,316	15
Sales representatives, wholesale and manufacturing, except technical and scientific products	29,390	\$33.76	\$27.32	\$70,217	\$56,835	13
Laborers and freight, stock, and material movers, hand	28,830	\$13.48	\$12.24	\$28,040	\$25,469	16
Bookkeeping, accounting, and auditing clerks	28,110	\$18.30	\$17.52	\$38,057	\$36,434	12
Heavy and tractor-trailer truck drivers	25,490	\$21.44	\$20.73	\$44,599	\$43,115	19
Cooks, restaurant	24,850	\$11.70	\$11.14	\$24,331	\$23,169	17
Elementary school teachers, except special education	24,550			\$50,180	\$47,918	18
Software developers, applications	22,680	\$48.84	\$47.55	\$101,588	\$98,909	20

Top 20 Occupations by Wage

Health professions such as **oral and maxillofacial surgeons**, **orthodontists**, and **surgeons** dominate the 20 occupations that earn the highest wages. Chief executives swapped places with **family and general**

practitioners, while **architectural and engineering managers** dropped two places to number 15. **Airline pilots, copilots, and flight engineers** entered the list at number 20, while **nuclear engineers** dropped off the list in 2014.

Table 6. Top 20 Occupations by Wage (Colorado, May 2014)

SOC Occupational Title	Employment	Average Hourly Wage	Median Hourly Wage	Average Annual Wage	Median Annual Wage	Rank last year
Oral and maxillofacial surgeons	NA	\$121.49	\$93.46	\$252,693	\$194,388	1
Orthodontists	30	\$115.04	\$93.73	\$239,286	\$194,965	5
Surgeons	1,120	\$111.87	\$92.77	\$232,681	\$192,958	2
Internists, general	600	\$105.50	\$93.74	\$219,447	\$194,988	4
Dentists, all other specialists	NA	\$105.23	\$100.00	\$218,882	\$208,000	19
Anesthesiologists	NA	\$105.03	\$93.49	\$218,462	\$194,468	3
Physicians and surgeons, all other	2,440	\$104.33	\$92.76	\$216,999	\$192,942	6
Psychiatrists	390	\$94.30	\$91.66	\$196,143	\$190,651	7
Chief executives	1,130	\$94.23	\$91.85	\$195,990	\$191,042	11
Obstetricians and gynecologists	350	\$90.01	\$88.38	\$187,217	\$183,828	8
Family and general practitioners	2,700	\$89.75	\$86.43	\$186,686	\$179,770	9
Pediatricians, general	340	\$89.69	\$84.44	\$186,565	\$175,640	12
Nurse anesthetists	120	\$82.02	\$80.56	\$170,599	\$167,559	10
Dentists, general	2,120	\$75.98	\$68.94	\$158,047	\$143,390	15
Architectural and engineering managers	3,430	\$75.47	\$71.05	\$156,973	\$147,789	13
Petroleum engineers	1,850	\$73.06	\$64.88	\$151,962	\$134,949	14
Computer and information systems managers	5,910	\$71.23	\$67.33	\$148,168	\$140,037	17
Financial managers	5,420	\$70.35	\$63.22	\$146,320	\$131,500	18
Marketing managers	2,540	\$67.88	\$64.09	\$141,195	\$133,308	20
Airline pilots, copilots, and flight engineers	3,220	NA	NA	\$139,034	\$119,704	--

Bottom 20 Occupations by Wage

Among occupations with at least 1,000 workers statewide, those with the lowest average hourly wages are dominated by occupations in the food

preparation and serving-related group: **dining room and cafeteria attendants, combined food preparation and serving workers, dishwashers, fast food cooks, counter attendants, waiters and waitresses, and hosts and hostesses** are all found in the ten lowest-earning occupations.

Table 7. Bottom 20 Occupations* by Wage (Colorado, May 2014)

SOC Occupational Title	Employment	Average Hourly Wage	Median Hourly Wage	Average Annual Wage	Median Annual Wage	Rank last year
Gaming dealers	1,180	\$ 8.94	\$ 8.76	\$ 18,592	\$ 18,223	1
Dining room and cafeteria attendants and bartender helpers	6,930	\$ 9.44	\$ 8.89	\$ 19,628	\$ 18,496	5
Ushers, lobby attendants, and ticket takers	4,040	\$ 9.51	\$ 9.17	\$ 19,790	\$ 19,070	7
Combined food preparation and serving workers, including fast food	65,060	\$ 9.51	\$ 8.96	\$ 19,791	\$ 18,630	3
Dishwashers	7,560	\$ 9.71	\$ 9.24	\$ 20,188	\$ 19,214	4
Cooks, fast food	5,430	\$ 9.74	\$ 9.15	\$ 20,258	\$ 19,026	2
Amusement and recreation attendants	5,420	\$ 9.98	\$ 9.07	\$ 20,760	\$ 18,856	8
Counter attendants, cafeteria, food concession, and coffee shop	4,020	\$ 10.06	\$ 9.27	\$ 20,918	\$ 19,285	6
Waiters and waitresses	50,250	\$ 10.06	\$ 8.88	\$ 20,929	\$ 18,481	12
Hosts and hostesses, restaurant, lounge, and coffee shop	9,240	\$ 10.10	\$ 9.19	\$ 21,007	\$ 19,117	9
Lifeguards, ski patrol, and other recreational protective service workers	4,060	\$ 10.25	\$ 9.31	\$ 21,319	\$ 19,374	11
Personal care aides	16,880	\$ 10.27	\$ 10.11	\$ 21,363	\$ 21,021	10
Food preparation and serving related workers, all other	1,080	\$ 10.38	\$ 9.64	\$ 21,586	\$ 20,044	--
Maids and housekeeping cleaners	17,430	\$ 10.45	\$ 9.71	\$ 21,745	\$ 20,192	15
Parking lot attendants	1,870	\$ 10.50	\$ 9.68	\$ 21,834	\$ 20,136	16
Cashiers	52,950	\$ 10.63	\$ 9.51	\$ 22,107	\$ 19,778	14
Laundry and dry-cleaning workers	3,400	\$ 10.65	\$ 10.08	\$ 22,150	\$ 20,974	18
Nonfarm animal caretakers	3,910	\$ 10.77	\$ 9.31	\$ 22,405	\$ 19,358	17
Packers and packagers, hand	5,220	\$ 10.87	\$ 9.37	\$ 22,607	\$ 19,481	13
Food preparation workers	12,420	\$ 10.93	\$ 10.25	\$ 22,741	\$ 21,310	19

*Occupations with estimated employment of 1000 or more.

Percentile Hourly Wages by Major Occupational and Industry Groups

Tables 8a and 8b and Figures 4a and 4b show percentile hourly wage distributions in occupational and industry groups. In addition to the professional occupational groups, **installation, maintenance, and repair; protective service; and construction and extraction** workers all had median wages higher than the overall median of \$18.28.

As expected, the **utilities** sector had the highest median wage among industry groups. Median wages were lower than the overall figure for workers in **accommodation and food services; agriculture, forestry, fishing, and hunting; retail trade; arts, entertainment, and recreation; administrative and support & waste management and remediation services; other services; and real estate and rental and leasing.**

Table 8a: Percentile Hourly Wages by Major Occupational Groups (Colorado, May 2014)

Major Occupational Group	Employment	Hourly Wage				
		10 th Percentile	25 th Percentile	50 th Percentile (Median)	75 th Percentile	90 th Percentile
Management	103,470	\$24.51	\$34.50	\$49.85	\$70.90	\$92.72
Computer and mathematical	96,120	\$21.68	\$30.21	\$41.02	\$53.45	\$66.15
Architecture and engineering	56,640	\$20.95	\$28.70	\$38.69	\$52.12	\$67.34
Legal	21,440	\$18.30	\$24.50	\$35.03	\$60.49	\$91.66
Business and financial operations	160,300	\$17.80	\$23.83	\$32.29	\$43.29	\$56.52
Healthcare practitioners and technical	124,530	\$16.55	\$23.76	\$32.14	\$42.60	\$59.89
Life, physical, and social science	28,760	\$16.08	\$21.93	\$30.82	\$43.85	\$57.85
Installation, maintenance, and repair	90,950	\$11.80	\$15.56	\$21.50	\$28.70	\$35.89
Education, training, and library	140,480	\$11.72	\$15.51	\$21.15	\$28.83	\$37.21
Community and social services	31,260	\$12.60	\$15.98	\$20.97	\$27.26	\$34.39
Arts, design, entertainment, sports, and media	36,530	\$9.31	\$13.29	\$20.52	\$29.85	\$41.78
Protective service	52,750	\$9.76	\$13.00	\$19.51	\$29.44	\$37.21
Construction and extraction	122,030	\$12.30	\$15.33	\$19.44	\$25.70	\$32.45
Office and administrative support	362,760	\$9.89	\$12.62	\$16.52	\$21.61	\$27.29
Production	97,640	\$9.41	\$11.73	\$15.94	\$21.44	\$28.93
Transportation and material moving	130,560	\$9.00	\$11.03	\$15.59	\$21.43	\$28.97
Healthcare support	62,490	\$9.86	\$11.72	\$14.27	\$17.62	\$22.19
Sales and related	267,090	\$8.62	\$9.67	\$13.78	\$23.05	\$39.86
Farming, fishing, and forestry	4,510	\$8.43	\$9.08	\$12.00	\$15.81	\$21.29
Building and grounds cleaning and maintenance	78,670	\$8.54	\$9.36	\$11.44	\$14.47	\$18.41
Personal care and service	69,830	\$8.41	\$9.02	\$10.62	\$13.95	\$20.72
Food preparation and serving-related	228,960	\$8.24	\$8.61	\$9.22	\$11.50	\$15.80

Figure 4a. Hourly Wage Percentiles by Major Occupational Group, Colorado 2014

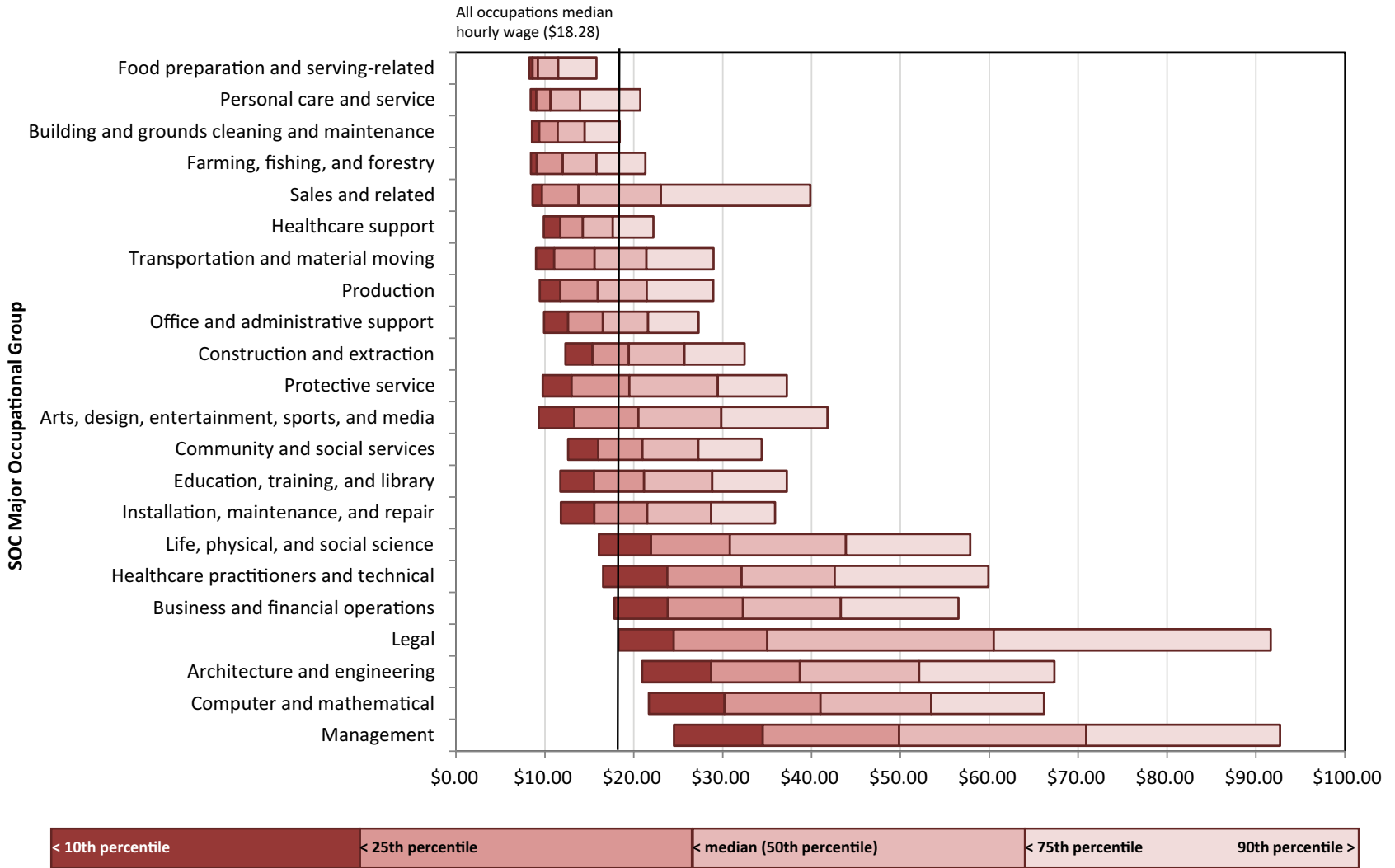
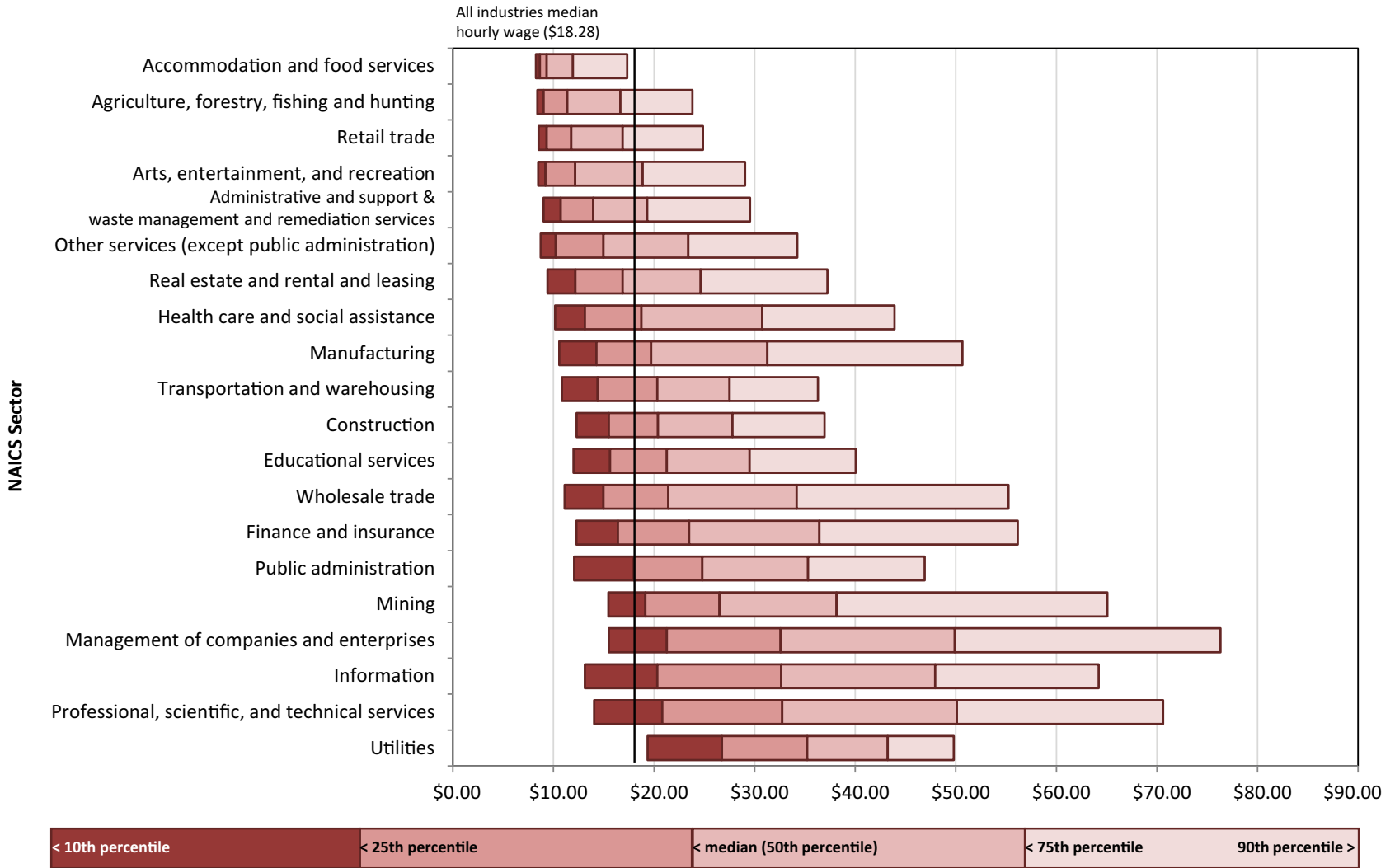


Table 8b: Percentile Hourly Wages by Major Industry Groups (Colorado, May 2014)

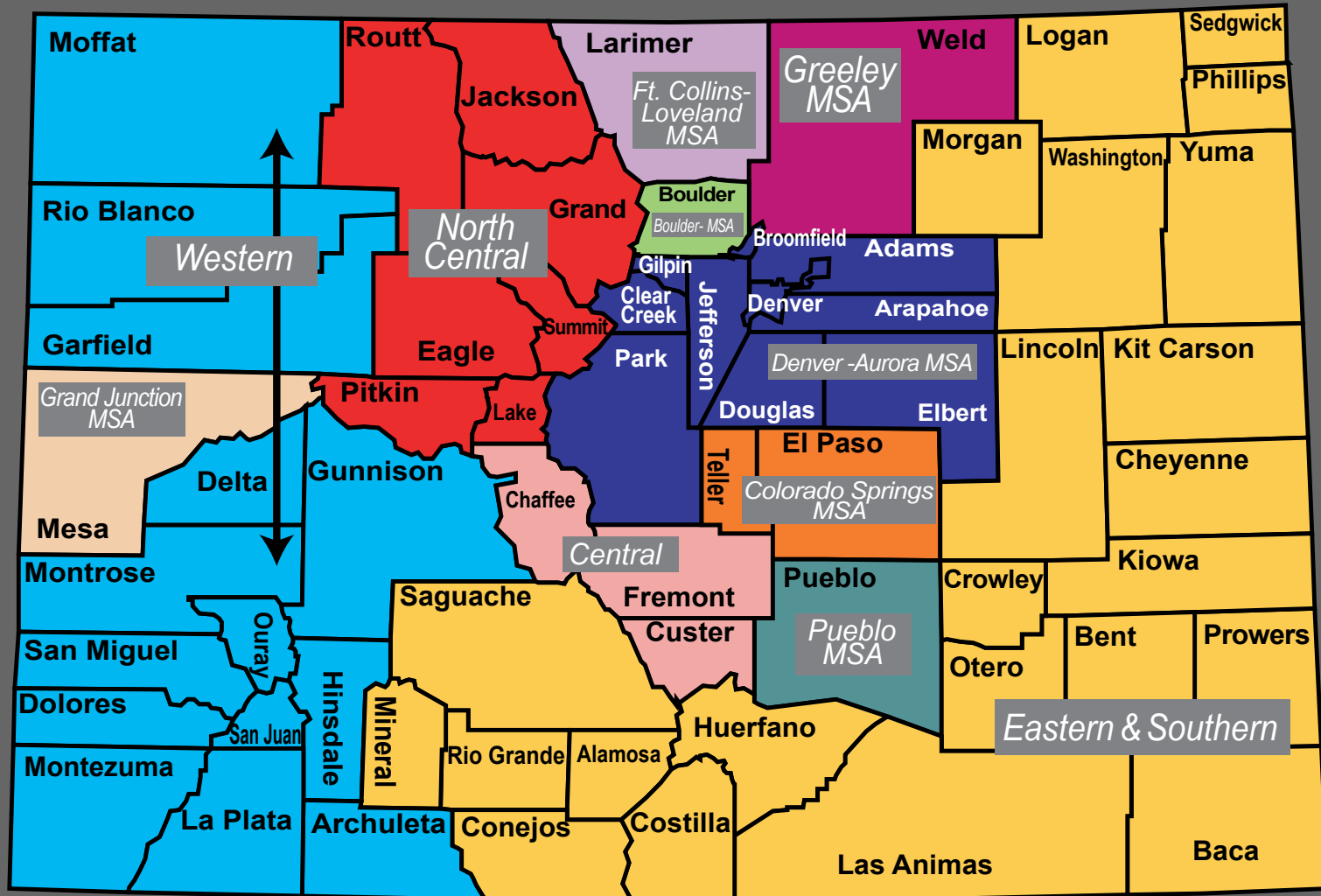
NAICS Sector	Employment	Hourly Wage				
		10 th Percentile	25 th Percentile	50 th Percentile (Median)	75 th Percentile	90 th Percentile
Utilities	8,070	\$19.36	\$26.75	\$35.22	\$43.24	\$49.79
Professional, scientific, and technical services	192,460	\$14.04	\$20.83	\$32.75	\$50.11	\$70.60
Information	68,370	\$13.13	\$20.32	\$32.64	\$47.95	\$64.21
Management of companies and enterprises	37,200	\$15.51	\$21.27	\$32.57	\$49.91	\$76.32
Mining	32,440	\$15.47	\$19.14	\$26.51	\$38.15	\$65.07
Public administration	172,930	\$12.06	\$17.98	\$24.81	\$35.30	\$46.90
Finance and insurance	103,230	\$12.29	\$16.40	\$23.49	\$36.43	\$56.15
Wholesale trade	98,490	\$11.11	\$14.97	\$21.41	\$34.18	\$55.23
Educational services	211,570	\$11.99	\$15.63	\$21.28	\$29.50	\$40.05
Construction	138,790	\$12.30	\$15.51	\$20.38	\$27.79	\$36.96
Transportation and warehousing	78,030	\$10.85	\$14.40	\$20.33	\$27.50	\$36.30
Manufacturing	133,850	\$10.57	\$14.27	\$19.71	\$31.27	\$50.65
Health care and social assistance	284,070	\$10.16	\$13.13	\$18.74	\$30.76	\$43.90
Real estate and rental and leasing	42,860	\$9.40	\$12.17	\$16.87	\$24.63	\$37.24
Other services (except public administration)	67,000	\$8.74	\$10.23	\$14.97	\$23.41	\$34.25
Administrative and support and waste management and remediation services	153,320	\$9.01	\$10.72	\$13.95	\$19.32	\$29.55
Arts, entertainment, and recreation	44,010	\$8.48	\$9.20	\$12.16	\$18.87	\$29.05
Retail trade	255,030	\$8.53	\$9.32	\$11.76	\$16.87	\$24.87
Agriculture, forestry, fishing and hunting	2,770	\$8.41	\$9.02	\$11.37	\$16.65	\$23.82
Accommodation and food services	243,270	\$8.26	\$8.66	\$9.33	\$11.94	\$17.33

Figure 4b. Hourly Wage Percentiles by Industry Sector, Colorado 2014



May 2014 OES Data Estimating Area and Component Counties

Colorado — Occupational Employment Statistics (OES) Regions



MSA — Metropolitan Statistical Area
population 50,000+ or defined urbanized by US Census

Colorado Department of Labor & Employment
Labor Market Information

Regional Employment and Wages

The Denver-Aurora Metropolitan Statistical Area (MSA), with more than five times the employment of any other region of the State, ranks second in terms of both average and median wages (table 9 and figure 5). The Boulder MSA, third largest in terms of employment, ranks first, while the Eastern

and Southern Colorado Balance of State (BOS) Area, with the eighth-highest employment, ranks last in wages. Denver and Boulder both have average and median wages higher than the statewide average and median. (Regional definitions can be found in the **Technical Notes and Methodology** section and on the map on page 18.)

Figure 5. Average Hourly Wage by Region (Colorado, May 2014)

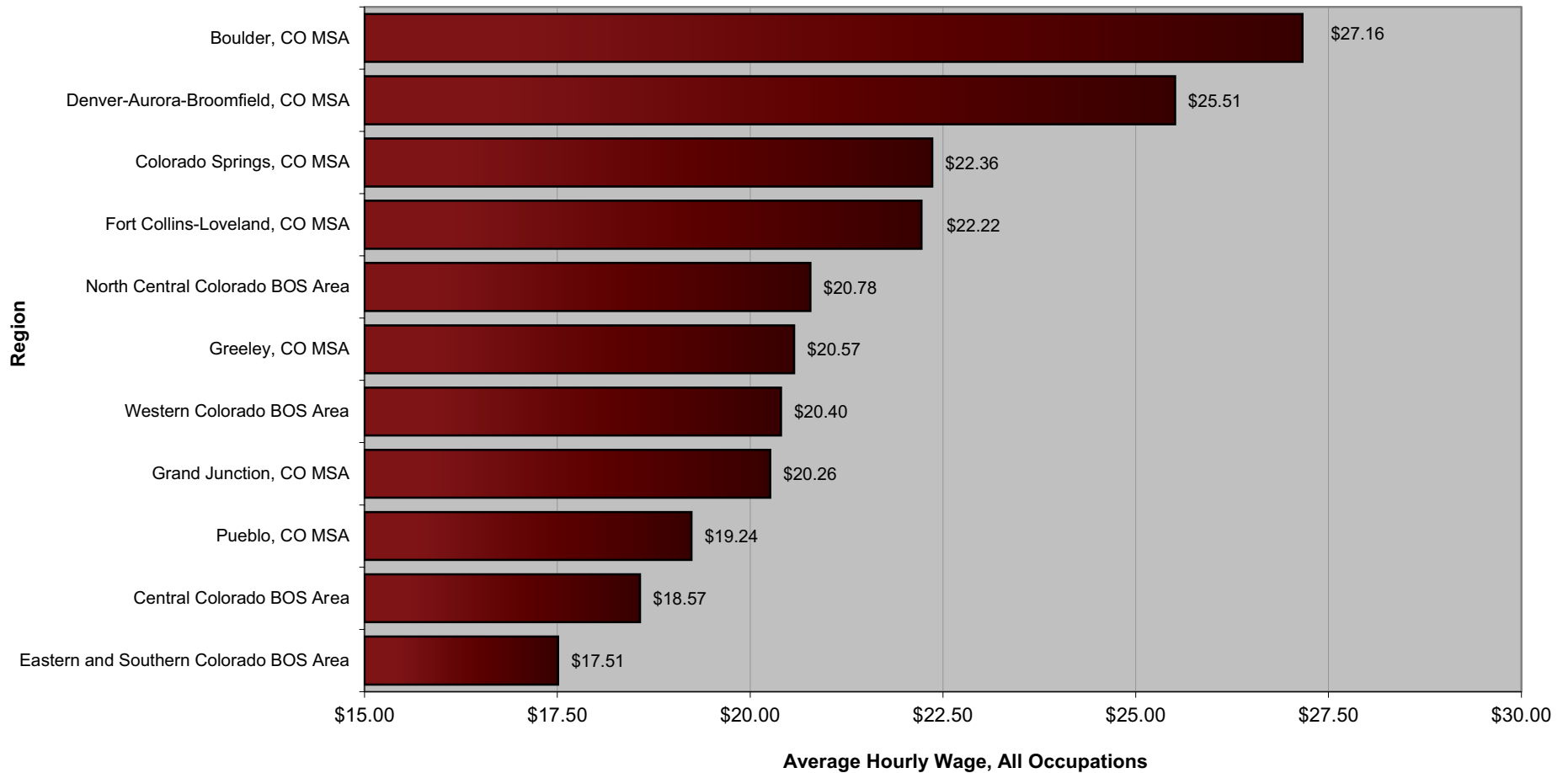


Table 9. Hourly and Annual Wages by Region (Colorado, May 2014)

Metropolitan Statistical Area (MSA) or Balance of State (BOS) Area	Employment	Average Hourly Wage	Median Hourly Wage	Entry* Hourly Wage	Experienced* Hourly Wage	Average Annual Wage	Median Annual Wage	Entry* Annual Wage	Experienced* Annual Wage
Boulder, CO MSA	167,200	\$27.16	\$20.66	\$11.16	\$35.16	\$56,501	\$42,973	\$23,222	\$73,141
Denver-Aurora-Broomfield, CO MSA	1,325,430	\$25.51	\$19.41	\$10.67	\$32.93	\$53,056	\$40,368	\$22,187	\$68,490
Colorado Springs, CO MSA	253,430	\$22.36	\$17.02	\$10.05	\$28.51	\$46,510	\$35,395	\$20,913	\$59,309
Fort Collins-Loveland, CO MSA	139,530	\$22.22	\$17.02	\$10.04	\$28.31	\$46,225	\$35,407	\$20,888	\$58,894
North Central Colorado BOS Area	77,840	\$20.78	\$16.94	\$10.76	\$25.79	\$43,217	\$35,237	\$22,374	\$53,639
Greeley, CO MSA	93,760	\$20.57	\$17.04	\$10.50	\$25.61	\$42,795	\$35,452	\$21,850	\$53,268
Western Colorado BOS Area	103,390	\$20.40	\$16.93	\$10.48	\$25.36	\$42,432	\$35,212	\$21,793	\$52,751
Grand Junction, CO MSA	59,190	\$20.26	\$16.15	\$9.89	\$25.44	\$42,140	\$33,597	\$20,573	\$52,924
Pueblo, CO MSA	56,130	\$19.24	\$15.63	\$9.31	\$24.21	\$40,023	\$32,517	\$19,355	\$50,357
Central Colorado BOS Area	19,430	\$18.57	\$15.98	\$9.39	\$23.16	\$38,624	\$33,245	\$19,528	\$48,172
Eastern and Southern Colorado BOS Area	65,820	\$17.51	\$14.43	\$9.36	\$21.59	\$36,426	\$30,012	\$19,473	\$44,902

** OES does not collect information on whether an individual wage is entry or experienced level. The estimate of an "entry" wage is the mean of the lower one-third and the estimate of an "experienced" wage is the mean of the upper two-thirds of the wage distribution.

Regional Employment and Wages in Major Occupational Groups

Tables 10a and 10b show employment and average hourly wages for the major occupational groups in each of the seven MSAs and four BOS areas.

The amount of variability in wages between regions is highest for occupations in the **management, legal, computer and mathematical,**

architecture and engineering, and **life, physical, and social science** groups. With some exceptions, these groups tend to have higher wages in the Boulder, Denver, and Colorado Springs MSAs and lower wages in the Grand Junction and Greeley MSAs and in the Eastern and Southern Colorado BOS area. Occupational groups showing relatively little variation by region include **food preparation and serving-related** and **building and grounds maintenance and cleaning.**

Table 10a. Employment by Region for Major Occupational Groups (Colorado, May 2014)

Major Occupational Group	Employment										
	Boulder MSA	Colorado Springs MSA	Denver-Aurora-Broomfield MSA	Fort Collins-Loveland MSA	Grand Junction MSA	Greeley MSA	Pueblo MSA	Eastern & Southern Colorado	Western Colorado	North Central Colorado	Central Colorado
All occupations	167,200	253,430	1,325,430	139,530	59,190	93,760	56,130	65,820	103,390	77,840	19,430
Management	8,390	10,170	62,750	5,570	1,960	2,810	1,630	2,330	3,510	3,400	580
Business and financial operations	11,870	16,310	106,190	7,130	2,260	3,860	1,940	2,200	3,870	3,560	600
Computer and mathematical	11,190	12,990	61,660	5,590	580	870	620	460	840	700	190
Architecture and engineering	6,390	6,880	33,620	4,250	900	1,350	770	310	1,200	910	NA
Life, physical, and social science	5,850	1,340	14,480	2,660	550	580	430	570	1,450	610	210
Community and social services	2,350	4,190	14,910	2,080	1,200	1,070	1,180	1,690	1,580	590	430
Legal	1,320	1,270	15,650	570	380	370	210	380	700	450	100
Education, training, and library	11,960	17,410	71,680	9,630	3,230	6,720	3,590	5,440	6,470	3,120	1,220
Arts, design, entertainment, sports, and media	3,840	3,880	19,930	1,890	780	770	460	320	1,260	NA	180
Healthcare practitioners and technical	8,400	14,490	69,230	6,980	4,000	3,910	4,950	3,480	5,060	2,850	1,160
Healthcare support	3,200	6,750	35,740	3,740	1,860	2,060	3,130	2,080	2,510	880	530
Protective service	2,160	6,090	27,000	2,580	1,320	1,900	1,890	3,020	2,600	1,850	2,320
Food preparation and serving-related	16,960	26,120	118,980	15,910	6,440	7,510	5,710	5,790	11,030	12,190	2,320
Building and grounds cleaning and maintenance	4,330	7,300	41,830	4,470	1,610	2,570	1,870	2,330	4,750	6,610	830
Personal care and service	4,990	6,900	39,840	3,690	1,770	1,960	1,400	1,950	3,230	3,210	900
Sales and related	17,970	29,980	150,920	16,450	8,070	7,900	6,690	5,890	11,770	9,010	1,970
Office and administrative support	22,950	41,810	205,190	21,310	8,740	13,540	9,430	10,310	16,010	10,070	2,650
Farming, fishing, and forestry	310	360	1,470	180	50	560	30	980	270	NA	NA
Construction and extraction	3,600	10,360	60,020	7,450	4,430	11,290	2,290	3,930	10,690	6,580	1,000
Installation, maintenance, and repair	4,180	9,970	48,180	5,210	3,100	4,200	2,350	3,720	5,030	3,450	900
Production	9,200	8,420	47,600	6,750	2,300	9,640	2,820	4,430	3,680	1,550	440
Transportation and material moving	5,770	10,440	78,560	5,440	3,650	8,320	2,750	4,210	5,880	3,280	790

Table 10b. Average Hourly Wage by Region for Major Occupational Groups (Colorado, May 2014)

Major Occupational Group	Average Hourly Wage										
	Boulder MSA	Colorado Springs MSA	Denver-Aurora-Broomfield MSA	Fort Collins-Loveland MSA	Grand Junction MSA	Greeley MSA	Pueblo MSA	Eastern & Southern Colorado	Western Colorado	North Central Colorado	Central Colorado
All occupations	\$27.16	\$22.36	\$25.51	\$22.22	\$20.26	\$20.57	\$19.24	\$17.51	\$20.40	\$20.78	\$18.57
Management	\$60.57	\$52.55	\$60.88	\$51.45	\$44.53	\$50.36	\$44.50	\$35.57	\$41.53	\$44.94	\$36.83
Business and financial operations	\$35.93	\$33.91	\$36.80	\$32.59	\$29.80	\$32.35	\$29.03	\$27.18	\$32.67	\$30.70	\$27.06
Computer and mathematical	\$45.06	\$40.23	\$43.47	\$40.47	\$34.91	\$32.36	\$31.42	\$31.07	\$32.78	\$38.65	\$30.48
Architecture and engineering	\$46.10	\$39.25	\$42.46	\$43.44	\$33.59	\$38.52	\$35.88	\$36.74	\$36.06	\$31.99	\$27.98
Life, physical, and social science	\$38.86	\$34.28	\$35.40	\$31.59	\$29.56	\$28.10	\$33.24	\$26.11	\$27.08	\$26.73	\$28.07
Community and social services	\$21.98	\$22.12	\$22.85	\$21.80	\$20.57	\$22.13	\$22.30	\$18.59	\$20.78	\$23.19	\$24.62
Legal	\$43.59	\$43.00	\$50.25	\$46.81	\$34.73	\$37.55	\$30.68	\$33.68	\$38.43	\$35.87	\$34.52
Education, training, and library	\$27.94	\$20.97	\$25.62	\$23.45	\$20.77	\$20.84	\$21.41	\$18.35	\$20.62	\$22.50	\$19.44
Arts, design, entertainment, sports, and media	\$25.60	\$23.66	\$25.52	\$22.31	\$19.40	\$19.25	\$21.19	\$16.56	\$20.48	\$17.88	\$16.48
Healthcare practitioners and technical	\$38.33	\$36.06	\$38.27	\$35.26	\$37.35	\$38.05	\$32.99	\$31.01	\$36.64	\$38.07	\$30.43
Healthcare support	\$16.23	\$14.50	\$15.95	\$14.52	\$13.60	\$13.89	\$12.95	\$12.42	\$14.54	\$18.82	\$13.24
Protective service	\$23.88	\$20.02	\$22.51	\$22.76	\$19.54	\$21.75	\$21.80	\$18.97	\$20.88	\$21.20	\$22.93
Food preparation and serving-related	\$11.35	\$10.35	\$10.79	\$10.66	\$10.51	\$9.87	\$10.07	\$9.76	\$11.30	\$12.76	\$11.29
Building and grounds cleaning and maintenance	\$13.14	\$12.34	\$12.44	\$12.41	\$12.93	\$12.62	\$12.24	\$11.75	\$13.74	\$14.38	\$12.64
Personal care and service	\$14.89	\$12.07	\$12.68	\$12.65	\$11.26	\$11.75	\$10.68	\$10.97	\$12.59	\$14.46	\$11.82
Sales and related	\$23.67	\$17.91	\$21.62	\$17.32	\$17.76	\$18.79	\$14.21	\$13.96	\$16.12	\$19.97	\$13.59
Office and administrative support	\$18.32	\$16.34	\$18.53	\$16.60	\$16.16	\$15.85	\$14.93	\$14.85	\$16.71	\$18.15	\$15.36
Farming, fishing, and forestry	\$12.61	\$14.07	\$13.44	\$12.66	\$14.98	\$14.44	\$16.48	\$12.29	\$15.95	\$15.38	\$11.67
Construction and extraction	\$20.34	\$20.17	\$21.64	\$20.37	\$21.61	\$20.17	\$20.30	\$18.76	\$22.64	\$20.78	\$19.14
Installation, maintenance, and repair	\$22.32	\$21.42	\$23.62	\$22.30	\$21.61	\$21.73	\$20.44	\$19.19	\$22.96	\$21.87	\$20.99
Production	\$18.07	\$17.07	\$17.54	\$18.25	\$16.19	\$18.26	\$19.20	\$15.33	\$19.62	\$20.08	\$16.27
Transportation and material moving	\$18.64	\$15.05	\$19.05	\$15.24	\$17.14	\$19.02	\$16.10	\$14.82	\$18.39	\$18.63	\$15.98

Table 11: Comparing Occupational Wages by Areas (Colorado, May 2014)

Your Job Category	Where You Work	Average Wage		Your Job Category	Where You Work	Average Wage	
		Hourly	Annual			Hourly	Annual
Management Occupations	Denver-Aurora-Broomfield, CO MSA	\$60.88	\$126,638	Computer & Mathematical Occupations	Boulder, CO MSA	\$45.06	\$93,715
	Boulder, CO MSA	\$60.57	\$125,989		Denver-Aurora-Broomfield, CO MSA	\$43.47	\$90,408
	Colorado	\$56.80	\$118,134		Colorado	\$42.59	\$88,594
	Colorado Springs, CO MSA	\$52.55	\$109,298		Fort Collins-Loveland, CO MSA	\$40.47	\$84,175
	Fort Collins-Loveland, CO MSA	\$51.45	\$107,015		Colorado Springs, CO MSA	\$40.23	\$83,688
	Greeley, CO MSA	\$50.36	\$104,750		North Central Colorado BOS	\$38.65	\$80,382
	North Central Colorado BOS	\$44.94	\$93,471		Grand Junction, CO MSA	\$34.91	\$72,611
	Grand Junction, CO MSA	\$44.53	\$92,613		Western Colorado BOS	\$32.78	\$68,177
	Pueblo, CO MSA	\$44.50	\$92,560		Greeley, CO MSA	\$32.36	\$67,319
	Western Colorado BOS	\$41.53	\$86,376		Pueblo, CO MSA	\$31.42	\$65,357
	Central Colorado BOS	\$36.83	\$76,617		Eastern & Southern Colorado BOS	\$31.07	\$64,623
	Eastern & Southern Colorado BOS	\$35.57	\$73,993		Central Colorado BOS	\$30.48	\$63,394
Business & Financial Operations Occupations	Denver-Aurora-Broomfield, CO MSA	\$36.80	\$76,550	Architecture & Engineering Occupations	Boulder, CO MSA	\$46.10	\$95,895
	Boulder, CO MSA	\$35.93	\$74,741		Fort Collins-Loveland, CO MSA	\$43.44	\$90,353
	Colorado	\$35.56	\$73,969		Denver-Aurora-Broomfield, CO MSA	\$42.46	\$88,321
	Colorado Springs, CO MSA	\$33.91	\$70,530		Colorado	\$41.89	\$87,123
	Western Colorado BOS	\$32.67	\$67,958		Colorado Springs, CO MSA	\$39.25	\$81,644
	Fort Collins-Loveland, CO MSA	\$32.59	\$67,785		Greeley, CO MSA	\$38.52	\$80,126
	Greeley, CO MSA	\$32.35	\$67,288		Eastern & Southern Colorado BOS	\$36.74	\$76,417
	North Central Colorado BOS	\$30.70	\$63,851		Western Colorado BOS	\$36.06	\$75,011
	Grand Junction, CO MSA	\$29.80	\$61,988		Pueblo, CO MSA	\$35.88	\$74,623
	Pueblo, CO MSA	\$29.03	\$60,390		Grand Junction, CO MSA	\$33.59	\$69,877
	Eastern & Southern Colorado BOS	\$27.18	\$56,543		North Central Colorado BOS	\$31.99	\$66,537
	Central Colorado BOS	\$27.06	\$56,290		Central Colorado BOS	\$27.98	\$58,191

continued on next page

Your Job Category	Where You Work	Average Wage		Your Job Category	Where You Work	Average Wage	
		Hourly	Annual			Hourly	Annual
Life, Physical, & Social Science Occupations	Boulder, CO MSA	\$38.86	\$80,823	Education, Training & Library Occupations	Boulder, CO MSA	\$27.94	\$58,115
	Denver-Aurora-Broomfield, CO MSA	\$35.40	\$73,641		Denver-Aurora-Broomfield, CO MSA	\$25.62	\$53,279
	Colorado	\$34.58	\$71,923		Colorado	\$24.01	\$49,937
	Colorado Springs, CO MSA	\$34.28	\$71,312		Fort Collins-Loveland, CO MSA	\$23.45	\$48,779
	Pueblo, CO MSA	\$33.24	\$69,141		North Central Colorado BOS	\$22.50	\$46,793
	Fort Collins-Loveland, CO MSA	\$31.59	\$65,705		Pueblo, CO MSA	\$21.41	\$44,529
	Grand Junction, CO MSA	\$29.56	\$61,492		Colorado Springs, CO MSA	\$20.97	\$43,628
	Greeley, CO MSA	\$28.10	\$58,444		Greeley, CO MSA	\$20.84	\$43,341
	Central Colorado BOS	\$28.07	\$58,379		Grand Junction, CO MSA	\$20.77	\$43,192
	Western Colorado BOS	\$27.08	\$56,334		Western Colorado BOS	\$20.62	\$42,898
	North Central Colorado BOS	\$26.73	\$55,607		Central Colorado BOS	\$19.44	\$40,427
	Eastern & Southern Colorado BOS	\$26.11	\$54,300		Eastern & Southern Colorado BOS	\$18.35	\$38,163
Community & Social Services Occupations	Central Colorado BOS	\$24.62	\$51,201	Arts, Design, Entertainment, Sports & Media Occupations	Boulder, CO MSA	\$25.60	\$53,247
	North Central Colorado BOS	\$23.19	\$48,244		Denver-Aurora-Broomfield, CO MSA	\$25.52	\$53,088
	Denver-Aurora-Broomfield, CO MSA	\$22.85	\$47,529		Colorado	\$23.89	\$49,694
	Pueblo, CO MSA	\$22.30	\$46,384		Colorado Springs, CO MSA	\$23.66	\$49,209
	Colorado	\$22.18	\$46,135		Fort Collins-Loveland, CO MSA	\$22.31	\$46,405
	Greeley, CO MSA	\$22.13	\$46,033		Pueblo, CO MSA	\$21.19	\$44,082
	Colorado Springs, CO MSA	\$22.12	\$46,017		Western Colorado BOS	\$20.48	\$42,602
	Boulder, CO MSA	\$21.98	\$45,720		Grand Junction, CO MSA	\$19.40	\$40,360
	Fort Collins-Loveland, CO MSA	\$21.80	\$45,344		Greeley, CO MSA	\$19.25	\$40,031
	Western Colorado BOS	\$20.78	\$43,218		North Central Colorado BOS	\$17.88	\$37,180
	Grand Junction, CO MSA	\$20.57	\$42,792		Eastern & Southern Colorado BOS	\$16.56	\$34,450
	Eastern & Southern Colorado BOS	\$18.59	\$38,657		Central Colorado BOS	\$16.48	\$34,280
Legal Occupations	Denver-Aurora-Broomfield, CO MSA	\$50.25	\$104,521	Healthcare Practitioners & Technical Occupations	Boulder, CO MSA	\$38.33	\$79,727
	Colorado	\$47.58	\$98,971		Denver-Aurora-Broomfield, CO MSA	\$38.27	\$79,592
	Fort Collins-Loveland, CO MSA	\$46.81	\$97,359		North Central Colorado BOS	\$38.07	\$79,178
	Boulder, CO MSA	\$43.59	\$90,673		Greeley, CO MSA	\$38.05	\$79,146
	Colorado Springs, CO MSA	\$43.00	\$89,439		Grand Junction, CO MSA	\$37.35	\$77,687
	Western Colorado BOS	\$38.43	\$79,927		Colorado	\$37.25	\$77,483
	Greeley, CO MSA	\$37.55	\$78,103		Western Colorado BOS	\$36.64	\$76,220
	North Central Colorado BOS	\$35.87	\$74,614		Colorado Springs, CO MSA	\$36.06	\$75,000
	Grand Junction, CO MSA	\$34.73	\$72,239		Fort Collins-Loveland, CO MSA	\$35.26	\$73,347
	Central Colorado BOS	\$34.52	\$71,804		Pueblo, CO MSA	\$32.99	\$68,625
	Eastern & Southern Colorado BOS	\$33.68	\$70,051		Eastern & Southern Colorado BOS	\$31.01	\$64,501
	Pueblo, CO MSA	\$30.68	\$63,809		Central Colorado BOS	\$30.43	\$63,289

continued on next page

Your Job Category	Where You Work	Average Wage		Your Job Category	Where You Work	Average Wage	
		Hourly	Annual			Hourly	Annual
Healthcare Support Occupations	North Central Colorado BOS	\$18.82	\$39,139	Building & Grounds Cleaning & Maintenance Occupations	North Central Colorado BOS	\$14.38	\$29,905
	Boulder, CO MSA	\$16.23	\$33,752		Western Colorado BOS	\$13.74	\$28,580
	Denver-Aurora-Broomfield, CO MSA	\$15.95	\$33,178		Boulder, CO MSA	\$13.14	\$27,341
	Colorado	\$15.28	\$31,775		Grand Junction, CO MSA	\$12.93	\$26,885
	Western Colorado BOS	\$14.54	\$30,237		Colorado	\$12.71	\$26,433
	Fort Collins-Loveland, CO MSA	\$14.52	\$30,197		Central Colorado BOS	\$12.64	\$26,300
	Colorado Springs, CO MSA	\$14.50	\$30,159		Greeley, CO MSA	\$12.62	\$26,244
	Greeley, CO MSA	\$13.89	\$28,892		Denver-Aurora-Broomfield, CO MSA	\$12.44	\$25,884
	Grand Junction, CO MSA	\$13.60	\$28,283		Fort Collins-Loveland, CO MSA	\$12.41	\$25,806
	Central Colorado BOS	\$13.24	\$27,547		Colorado Springs, CO MSA	\$12.34	\$25,666
	Pueblo, CO MSA	\$12.95	\$26,930		Pueblo, CO MSA	\$12.24	\$25,469
Eastern & Southern Colorado BOS	\$12.42	\$25,829	Eastern & Southern Colorado BOS	\$11.75	\$24,449		
Protective Service Occupations	Boulder, CO MSA	\$23.88	\$49,676	Personal Care & Service Occupations	Boulder, CO MSA	\$14.89	\$30,965
	Central Colorado BOS	\$22.93	\$47,695		North Central Colorado BOS	\$14.46	\$30,073
	Fort Collins-Loveland, CO MSA	\$22.76	\$47,337		Colorado	\$12.69	\$26,402
	Denver-Aurora-Broomfield, CO MSA	\$22.51	\$46,819		Denver-Aurora-Broomfield, CO MSA	\$12.68	\$26,377
	Colorado	\$21.85	\$45,456		Fort Collins-Loveland, CO MSA	\$12.65	\$26,322
	Pueblo, CO MSA	\$21.80	\$45,351		Western Colorado BOS	\$12.59	\$26,178
	Greeley, CO MSA	\$21.75	\$45,237		Colorado Springs, CO MSA	\$12.07	\$25,111
	North Central Colorado BOS	\$21.20	\$44,096		Central Colorado BOS	\$11.82	\$24,587
	Western Colorado BOS	\$20.88	\$43,432		Greeley, CO MSA	\$11.75	\$24,433
	Colorado Springs, CO MSA	\$20.02	\$41,646		Grand Junction, CO MSA	\$11.26	\$23,430
	Grand Junction, CO MSA	\$19.54	\$40,648		Eastern & Southern Colorado BOS	\$10.97	\$22,823
Eastern & Southern Colorado BOS	\$18.97	\$39,466	Pueblo, CO MSA	\$10.68	\$22,218		
Food Preparation & Serving Related Occupations	North Central Colorado BOS	\$12.76	\$26,548	Sales & Related Occupations	Boulder, CO MSA	\$23.67	\$49,228
	Boulder, CO MSA	\$11.35	\$23,598		Denver-Aurora-Broomfield, CO MSA	\$21.62	\$44,964
	Western Colorado BOS	\$11.30	\$23,508		Colorado	\$20.18	\$41,964
	Central Colorado BOS	\$11.29	\$23,480		North Central Colorado BOS	\$19.97	\$41,546
	Colorado	\$10.82	\$22,513		Greeley, CO MSA	\$18.79	\$39,082
	Denver-Aurora-Broomfield, CO MSA	\$10.79	\$22,438		Colorado Springs, CO MSA	\$17.91	\$37,244
	Fort Collins-Loveland, CO MSA	\$10.66	\$22,176		Grand Junction, CO MSA	\$17.76	\$36,938
	Grand Junction, CO MSA	\$10.51	\$21,860		Fort Collins-Loveland, CO MSA	\$17.32	\$36,034
	Colorado Springs, CO MSA	\$10.35	\$21,530		Western Colorado BOS	\$16.12	\$33,520
	Pueblo, CO MSA	\$10.07	\$20,955		Pueblo, CO MSA	\$14.21	\$29,551
	Greeley, CO MSA	\$9.87	\$20,531		Eastern & Southern Colorado BOS	\$13.96	\$29,027
Eastern & Southern Colorado BOS	\$9.76	\$20,294	Central Colorado BOS	\$13.59	\$28,274		

continued on next page

Your Job Category	Where You Work	Average Wage		Your Job Category	Where You Work	Average Wage	
		Hourly	Annual			Hourly	Annual
Office & Administrative Support Occupations	Denver-Aurora-Broomfield, CO MSA	\$18.53	\$38,546	Installation, Maintenance, & Repair Occupations	Denver-Aurora-Broomfield, CO MSA	\$23.62	\$49,123
	Boulder, CO MSA	\$18.32	\$38,097		Western Colorado BOS	\$22.96	\$47,748
	North Central Colorado BOS	\$18.15	\$37,757		Colorado	\$22.72	\$47,266
	Colorado	\$17.68	\$36,784		Boulder, CO MSA	\$22.32	\$46,420
	Western Colorado BOS	\$16.71	\$34,757		Fort Collins-Loveland, CO MSA	\$22.30	\$46,390
	Fort Collins-Loveland, CO MSA	\$16.60	\$34,533		North Central Colorado BOS	\$21.87	\$45,484
	Colorado Springs, CO MSA	\$16.34	\$33,987		Greeley, CO MSA	\$21.73	\$45,207
	Grand Junction, CO MSA	\$16.16	\$33,610		Grand Junction, CO MSA	\$21.61	\$44,957
	Greeley, CO MSA	\$15.85	\$32,967		Colorado Springs, CO MSA	\$21.42	\$44,552
	Central Colorado BOS	\$15.36	\$31,944		Central Colorado BOS	\$20.99	\$43,652
	Pueblo, CO MSA	\$14.93	\$31,051		Pueblo, CO MSA	\$20.44	\$42,515
Eastern & Southern Colorado BOS	\$14.85	\$30,885	Eastern & Southern Colorado BOS	\$19.19	\$39,907		
Farming, Fishing, & Forestry Occupations	Pueblo, CO MSA	\$16.48	\$34,288	Production Occupations	North Central Colorado BOS	\$20.08	\$41,776
	Western Colorado BOS	\$15.95	\$33,185		Western Colorado BOS	\$19.62	\$40,804
	North Central Colorado BOS	\$15.38	\$31,991		Pueblo, CO MSA	\$19.20	\$39,945
	Grand Junction, CO MSA	\$14.98	\$31,167		Greeley, CO MSA	\$18.26	\$37,972
	Greeley, CO MSA	\$14.44	\$30,037		Fort Collins-Loveland, CO MSA	\$18.25	\$37,957
	Colorado Springs, CO MSA	\$14.07	\$29,271		Boulder, CO MSA	\$18.07	\$37,589
	Colorado	\$13.56	\$28,202		Colorado	\$17.70	\$36,810
	Denver-Aurora-Broomfield, CO MSA	\$13.44	\$27,958		Denver-Aurora-Broomfield, CO MSA	\$17.54	\$36,479
	Fort Collins-Loveland, CO MSA	\$12.66	\$26,330		Colorado Springs, CO MSA	\$17.07	\$35,506
	Boulder, CO MSA	\$12.61	\$26,232		Central Colorado BOS	\$16.27	\$33,837
	Eastern & Southern Colorado BOS	\$12.29	\$25,555		Grand Junction, CO MSA	\$16.19	\$33,669
Central Colorado BOS	\$11.67	\$24,265	Eastern & Southern Colorado BOS	\$15.33	\$31,887		
Construction & Extraction Occupations	Western Colorado BOS	\$22.64	\$47,088	Transportation & Material Moving Occupations	Denver-Aurora-Broomfield, CO MSA	\$19.05	\$39,628
	Denver-Aurora-Broomfield, CO MSA	\$21.64	\$45,014		Greeley, CO MSA	\$19.02	\$39,563
	Grand Junction, CO MSA	\$21.61	\$44,940		Boulder, CO MSA	\$18.64	\$38,775
	Colorado	\$21.18	\$44,055		North Central Colorado BOS	\$18.63	\$38,757
	North Central Colorado BOS	\$20.78	\$43,216		Western Colorado BOS	\$18.39	\$38,247
	Fort Collins-Loveland, CO MSA	\$20.37	\$42,380		Colorado	\$18.28	\$38,014
	Boulder, CO MSA	\$20.34	\$42,309		Grand Junction, CO MSA	\$17.14	\$35,657
	Pueblo, CO MSA	\$20.30	\$42,225		Pueblo, CO MSA	\$16.10	\$33,478
	Colorado Springs, CO MSA	\$20.17	\$41,949		Central Colorado BOS	\$15.98	\$33,229
	Greeley, CO MSA	\$20.17	\$41,945		Fort Collins-Loveland, CO MSA	\$15.24	\$31,705
	Central Colorado BOS	\$19.14	\$39,818		Colorado Springs, CO MSA	\$15.05	\$31,296
Eastern & Southern Colorado BOS	\$18.76	\$39,025	Eastern & Southern Colorado BOS	\$14.82	\$30,832		

Regional Employment Distribution in Major Occupational and Industry Groups

The top five occupational groups and industry sectors (by employment) for each MSA and BOS area are shown in figures 6a-k and 7a-k, respectively. Employment distribution and average hourly wages for major occupational and industry groups for each MSA and BOS area are shown in figures 8 through 18. Percentile wages for major industry groups in each region are included in tables 11 through 21.

The **office and administrative support, sales and related**, and **food preparation and serving-related** occupational groups were consistently included in the top five occupational groups for most areas. **Education, training, and library** and **construction and extraction** occupations also ranked relatively high in employment across multiple areas. Occupations that consistently have relatively few workers across most regions include **farming, fishing, and forestry; legal; community and social services; life, physical, and social sciences; and arts, design, entertainment, sports, and media.**

Figure 6a. Boulder MSA Top 5 Occupational Groups, 2014

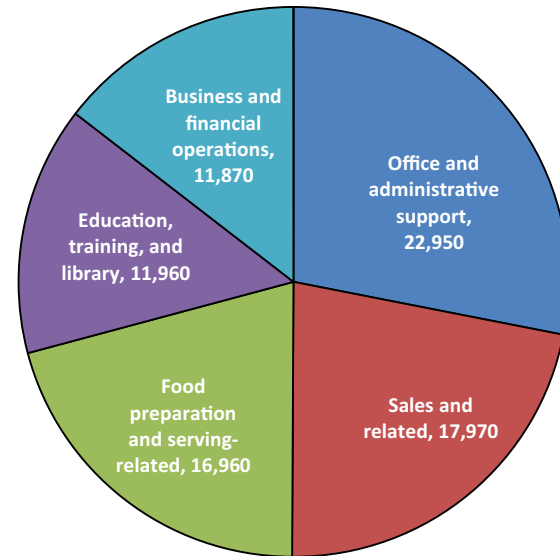


Figure 6b. Colorado Springs MSA Top 5 Occupational Groups, 2014

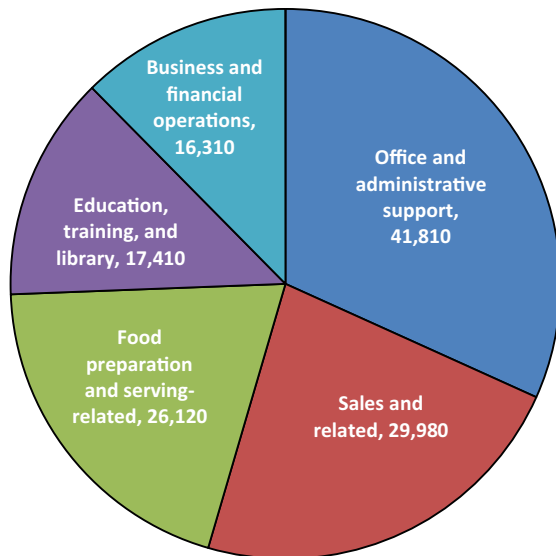


Figure 6c. Denver-Aurora-Lakewood MSA Top 5 Occupational Groups, 2014

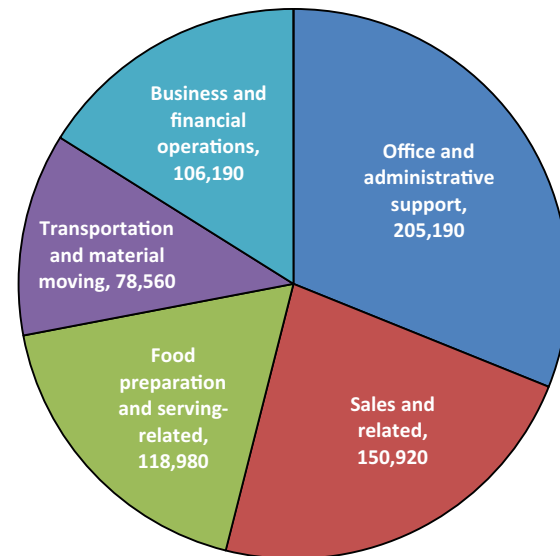


Figure 6d Fort Collins-Loveland MSA Top 5 Occupational Groups, 2014

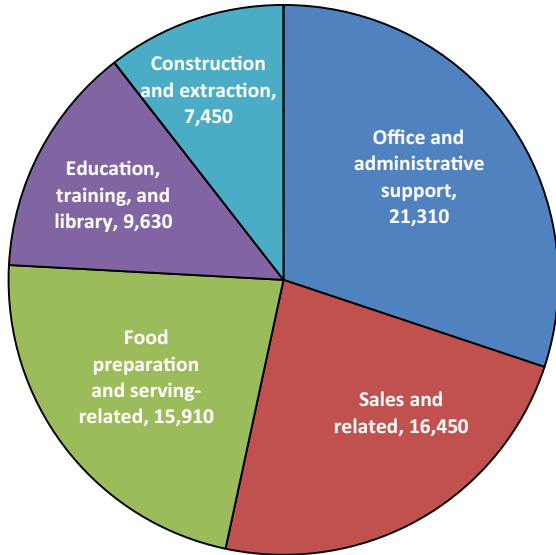


Figure 6e. Grand Junction MSA Top 5 Occupational Groups, 2014

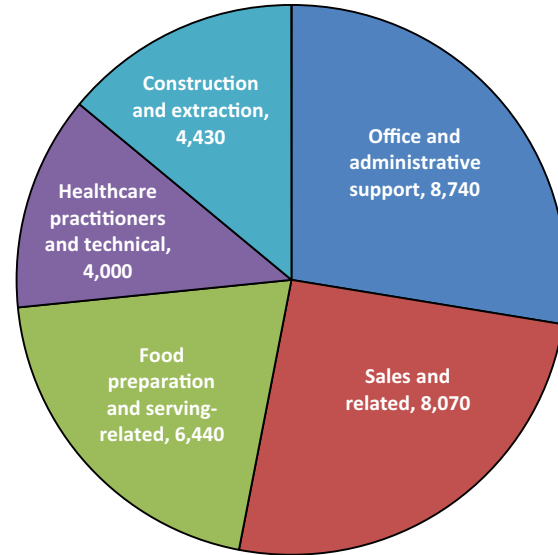


Figure 6f. Greeley MSA Top 5 Occupational Groups, 2014

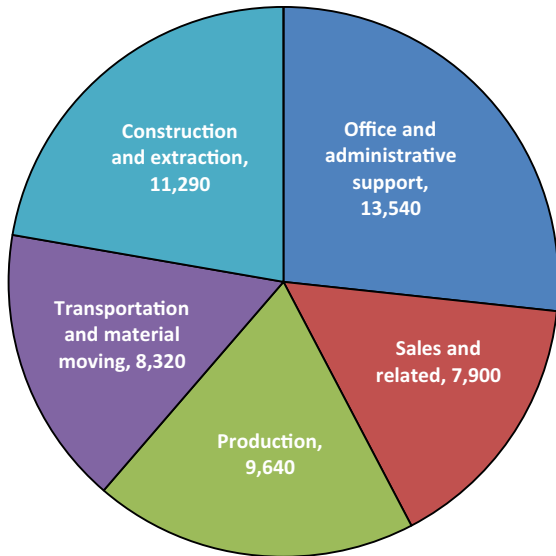


Figure 6g. Pueblo MSA Top 5 Occupational Groups, 2014

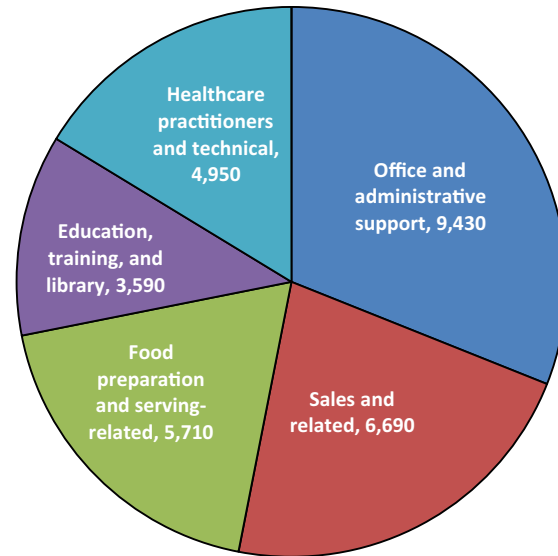


Figure 6h. Eastern & Southern Colorado Top 5 Occupational Groups, 2014

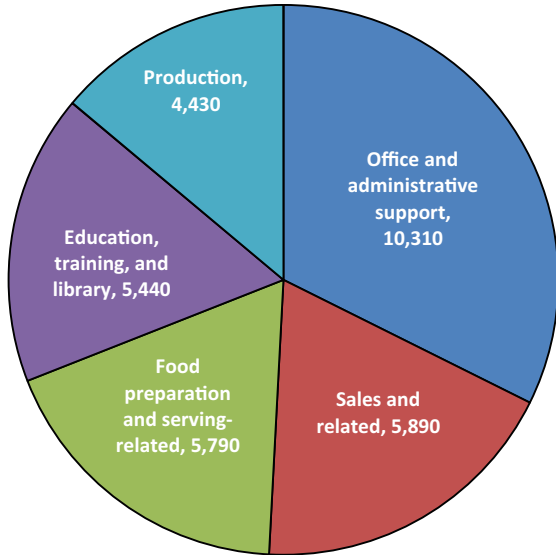


Figure 6i. Western Colorado Top 5 Occupational Groups, 2014

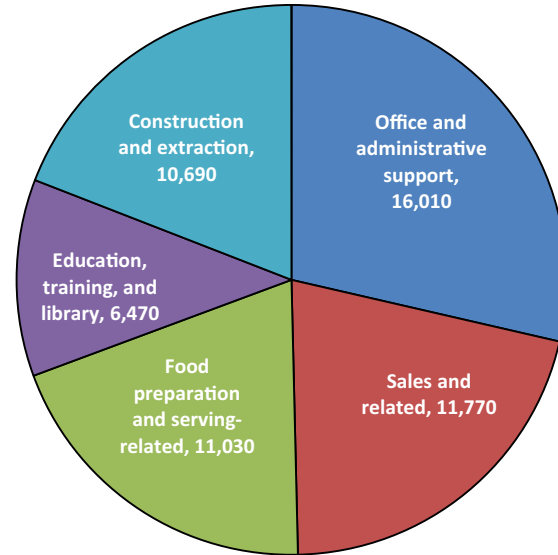


Figure 6j. North Central Colorado Top 5 Occupational Groups, 2014

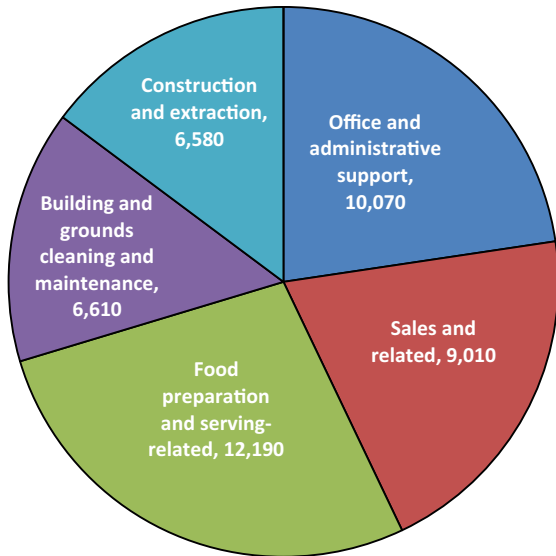
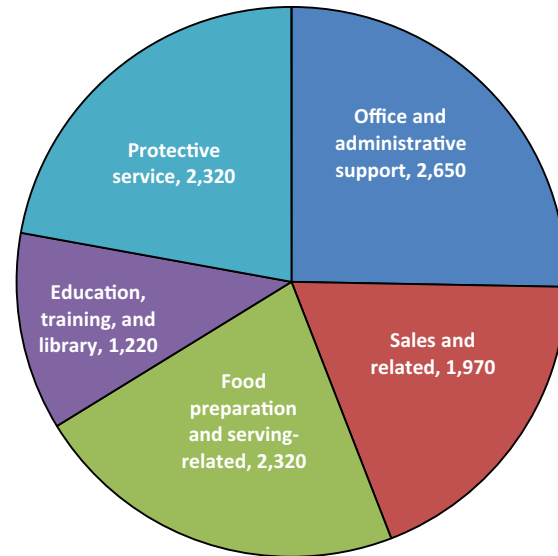


Figure 6k. Central Colorado Top 5 Occupational Groups, 2014



With regard to major industry sectors, **retail trade, health care and social assistance, educational services, and accommodation and food services** are consistently among the top five employers in most if not all Colorado regions. **Public administration** is a relatively more important employer in the four BOS areas than in the seven MSAs and is the largest industry in terms of employment in the Eastern and Southern Colorado and Western Colorado BOS areas, partly due to the presence of correctional facilities in these locations. The **manufacturing** industry is one of the top five employers in the Boulder, Fort Collins-Loveland, and Greeley MSAs.

Industries employing relatively few workers in most areas include **utilities, management of companies and enterprises, and agriculture, forestry, fishing, and hunting**. Industries for which employment is relatively more prominent (in the top ten) in just one or two areas include **mining** in the Grand Junction and Greeley MSAs and the Western Colorado BOS area and **real estate and rental and leasing** in the North Central Colorado BOS area.

Figure 7a. Boulder MSA Top 5 Industry Sectors, 2014

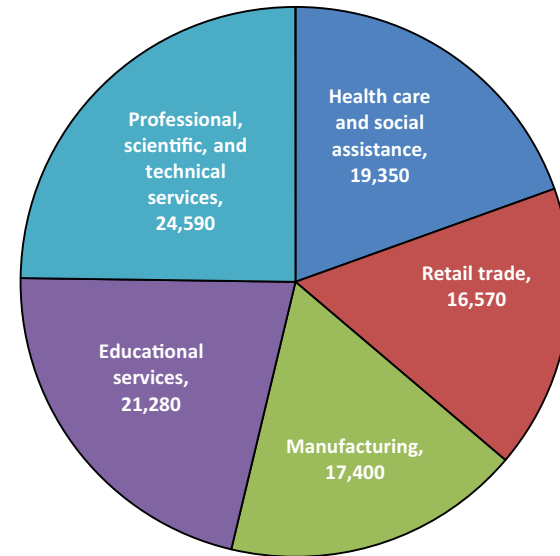


Figure 7b. Colorado Springs MSA Top 5 Industry Sectors, 2014

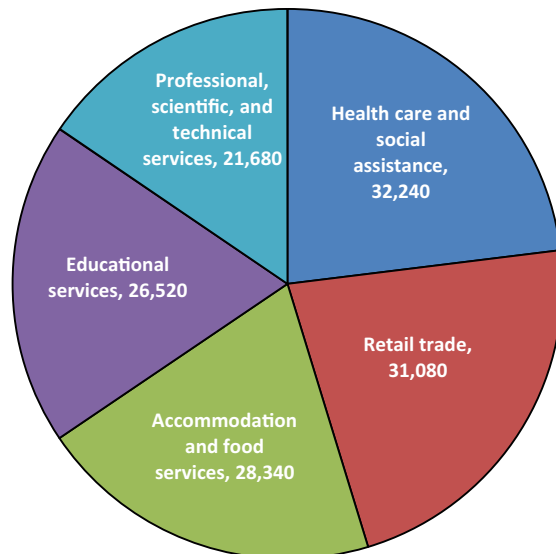


Figure 7c. Denver-Aurora-Lakewood MSA Top 5 Industry Sectors, 2014

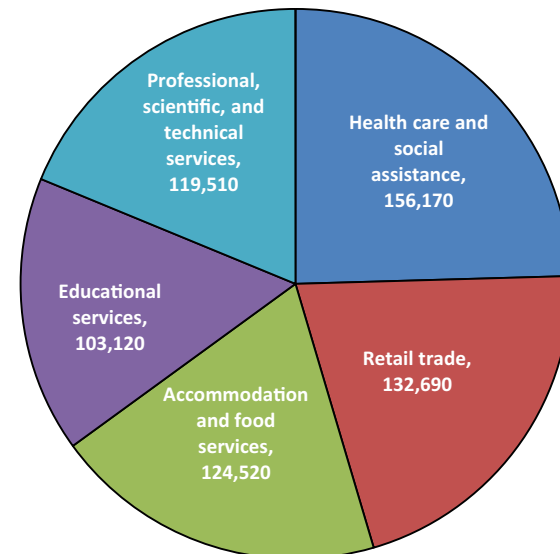


Figure 7d. Fort Collins-Loveland MSA Top 5 Industry Sectors, 2014

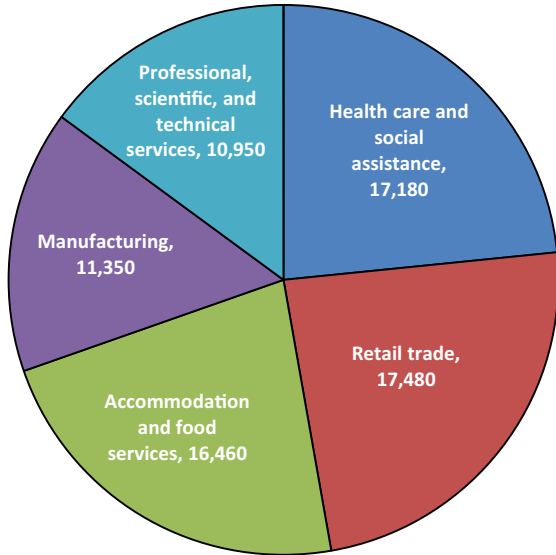


Figure 7e. Grand Junction MSA Top 5 Industry Sectors, 2014

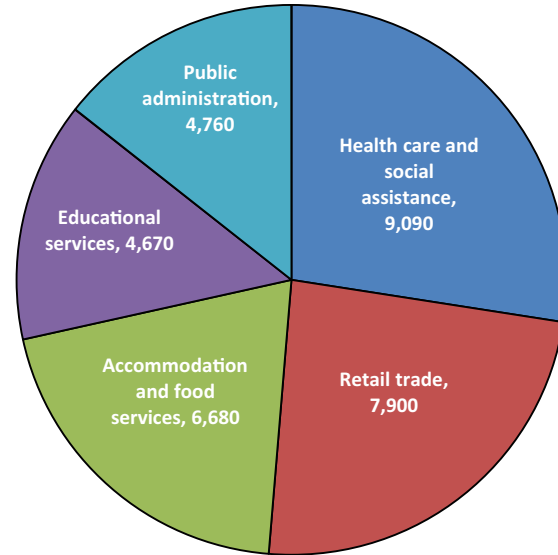


Figure 7f. Greeley MSA Top 5 Industry Sectors, 2014

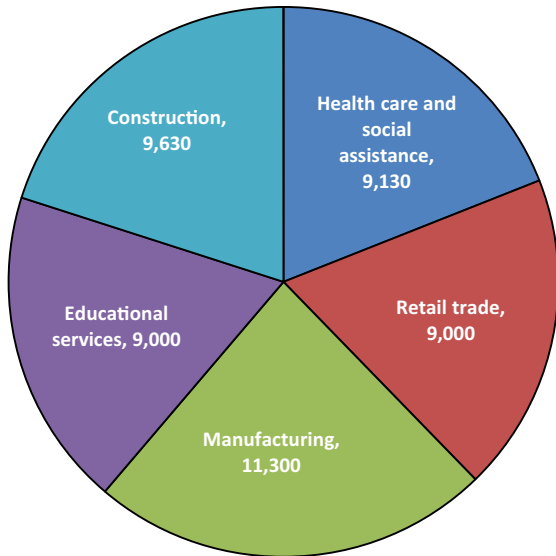


Figure 7g. Pueblo MSA Top 5 Industry Sectors, 2014

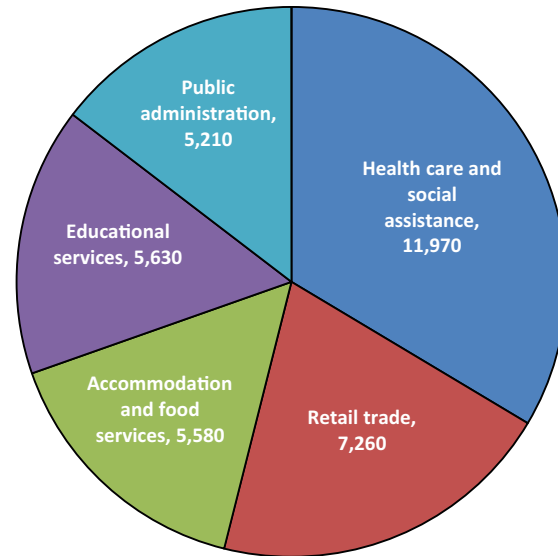


Figure 7h. Eastern & Southern Colorado Top 5 Industry Sectors, 2014

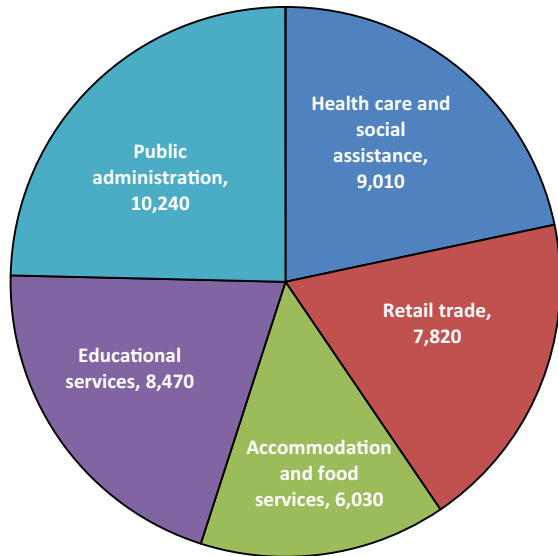


Figure 7i. Western Colorado Top 5 Industry Sectors, 2014

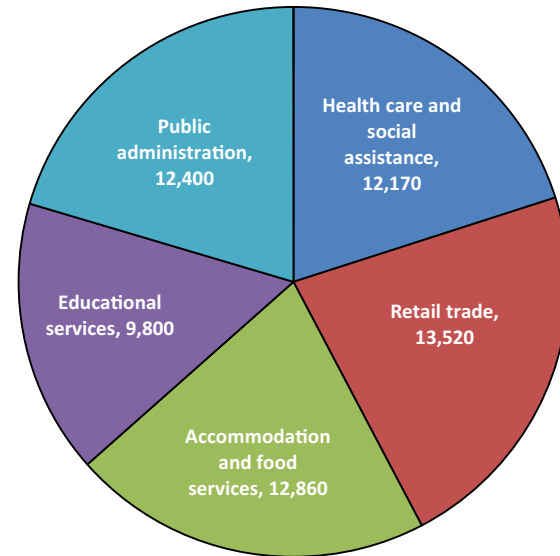


Figure 7j. North Central Colorado Top 5 Industry Sectors, 2014

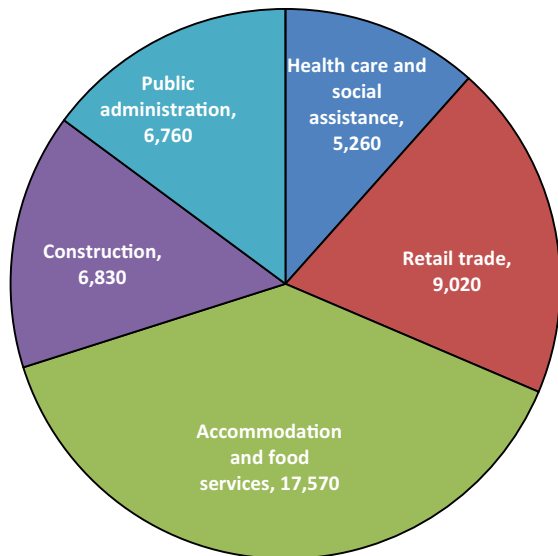
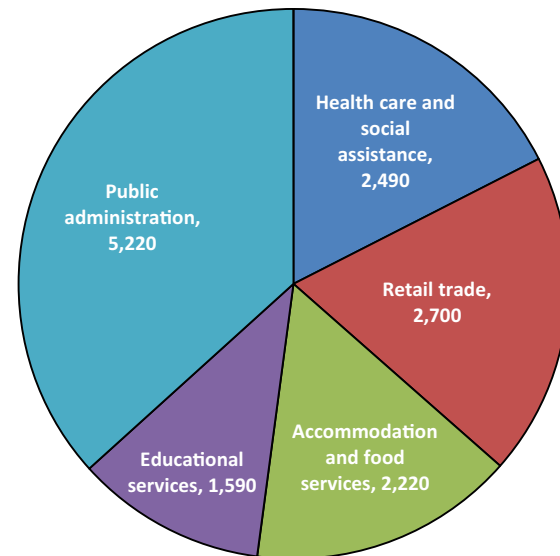


Figure 7k. Central Colorado Top 5 Industry Sectors, 2014



Boulder

Boulder MSA

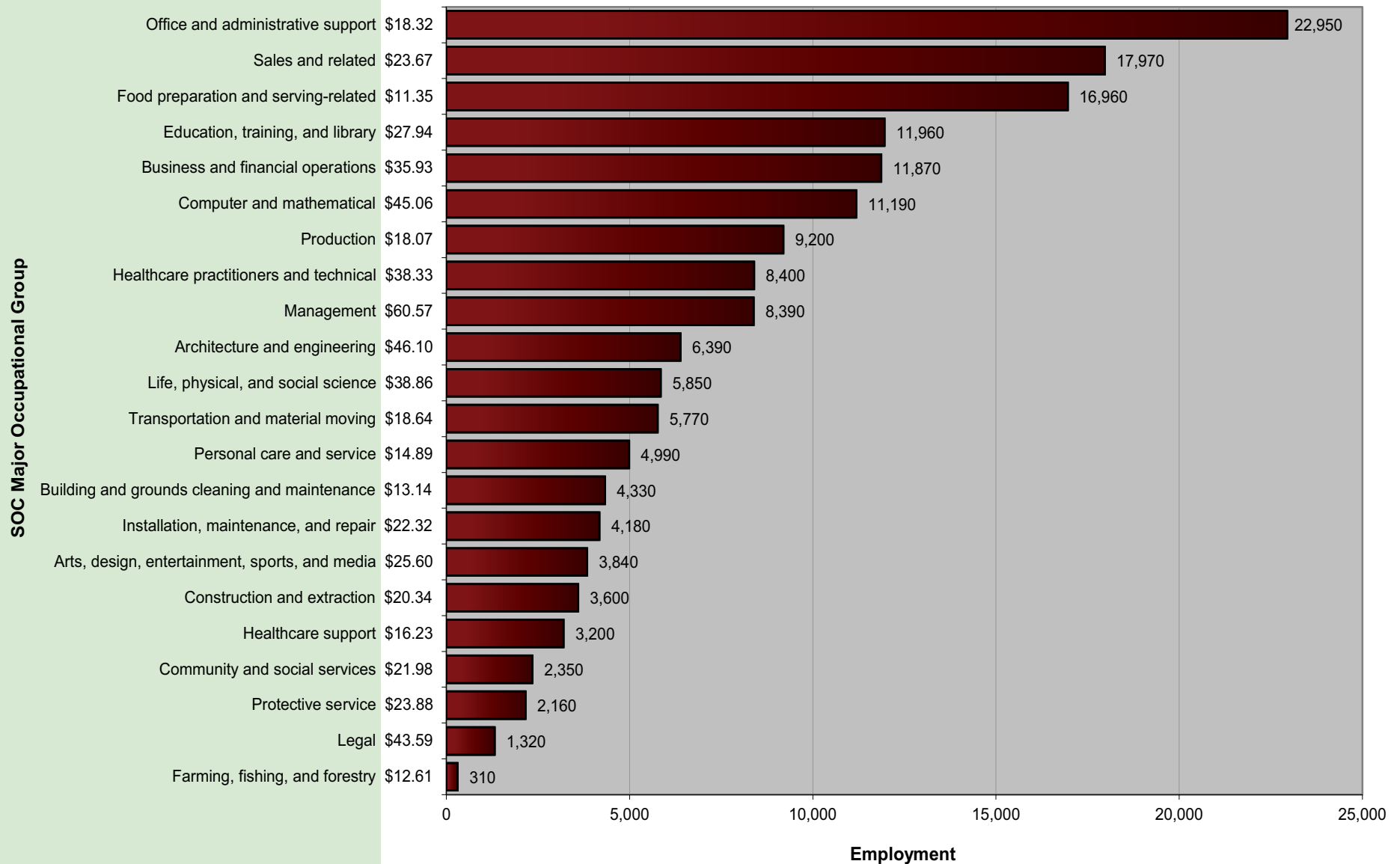
Figure 8a. Employment Distribution and Average Hourly Wage in Major Occupational Groups (Boulder Metropolitan Statistical Area, May 2014)

Figure 8b. Employment Distribution and Average Hourly Wage in Major Industry Groups (Boulder Metropolitan Statistical Area, May 2014)

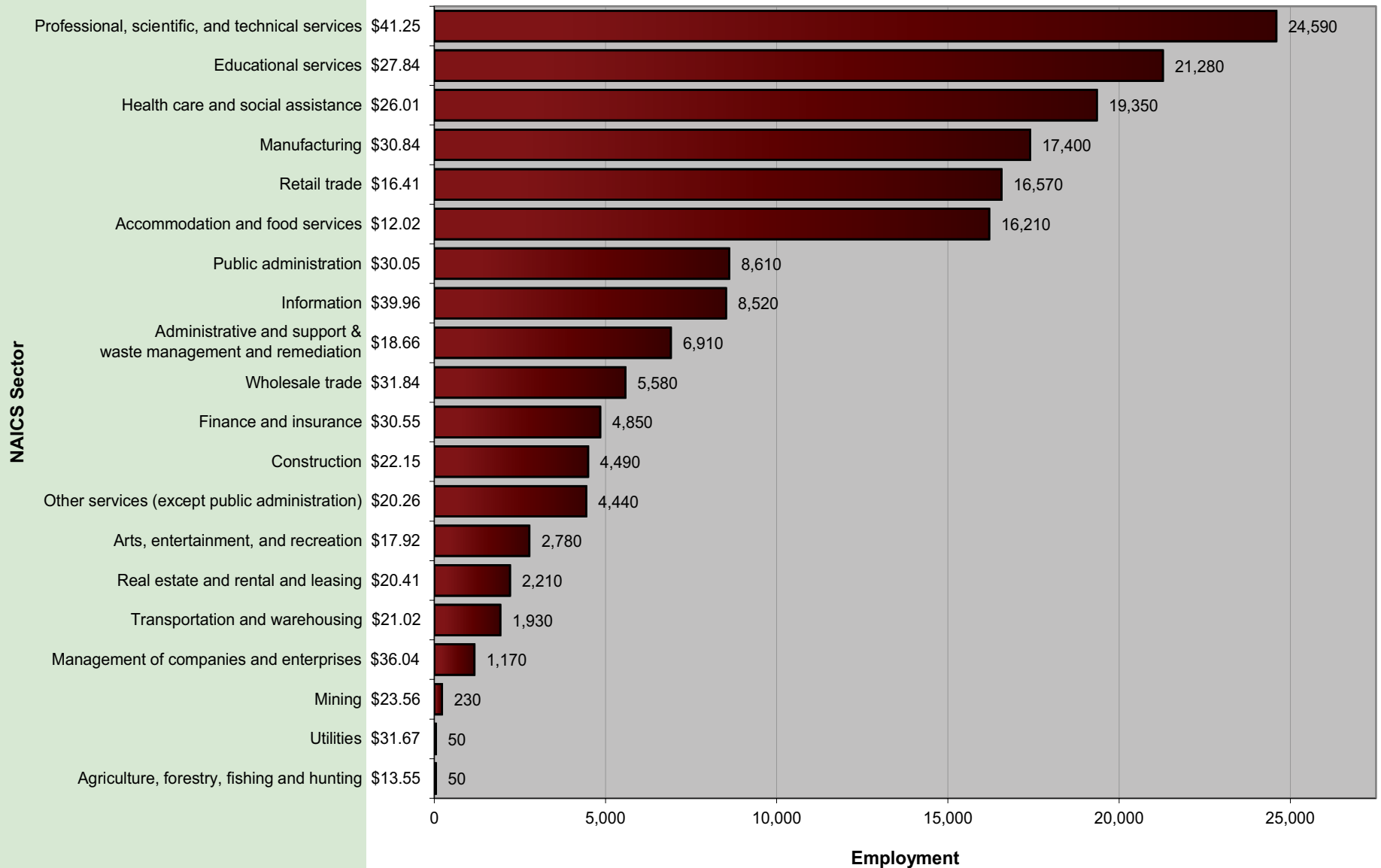


Table 12. Percentile Wages by Industry (Boulder MSA, May 2014)

NAICS Sector	Average Hourly	Average Annual	PRSE*	10 th Percentile Hourly	10 th Percentile Annual	25 th Percentile Hourly	25 th Percentile Annual	Median Hourly	Median Annual	75 th Percentile Hourly	75 th Percentile Annual	90 th Percentile Hourly	90 th Percentile Annual
Professional, scientific, and technical services	\$41.25	\$85,809	2.31	\$15.23	\$31,678	\$22.50	\$46,800	\$34.93	\$72,651	\$53.79	\$111,893	\$73.97	\$153,855
Information	\$39.96	\$83,115	3.2	\$13.99	\$29,094	\$21.60	\$44,929	\$34.70	\$72,169	\$53.92	\$112,161	\$71.48	\$148,684
Utilities	\$31.67	\$65,876	8.93	\$19.63	\$40,833	\$23.05	\$47,948	\$29.61	\$61,584	\$36.93	\$76,814	\$53.04	\$110,333
Management of companies and enterprises	\$36.04	\$74,970	4.48	\$14.55	\$30,257	\$19.05	\$39,626	\$29.45	\$61,258	\$45.15	\$93,908	\$62.80	\$130,623
Public administration	\$30.05	\$62,502	6.58	\$10.99	\$22,866	\$18.37	\$38,208	\$26.52	\$55,161	\$37.14	\$77,261	\$57.60	\$119,808
Educational services	\$27.84	\$57,903	3.18	\$13.40	\$27,879	\$17.49	\$36,377	\$23.99	\$49,894	\$33.85	\$70,409	\$46.21	\$96,109
Manufacturing	\$30.84	\$64,146	6.39	\$11.55	\$24,032	\$15.87	\$33,017	\$23.76	\$49,430	\$39.83	\$82,846	\$61.49	\$127,906
Finance and insurance	\$30.55	\$63,540	4.35	\$11.91	\$24,781	\$16.36	\$34,022	\$23.49	\$48,853	\$37.66	\$78,323	\$55.88	\$116,221
Wholesale trade	\$31.84	\$66,225	3.97	\$11.56	\$24,047	\$15.43	\$32,085	\$22.50	\$46,807	\$40.74	\$84,729	\$65.40	\$136,039
Construction	\$22.15	\$46,074	3.05	\$12.33	\$25,654	\$15.56	\$32,358	\$20.04	\$41,674	\$25.75	\$53,558	\$33.17	\$68,989
Transportation and warehousing	\$21.02	\$43,717	6.31	\$10.52	\$21,874	\$13.69	\$28,481	\$19.93	\$41,463	\$27.50	\$57,204	\$30.94	\$64,354
Health care and social assistance	\$26.01	\$54,110	2.84	\$10.97	\$22,809	\$13.79	\$28,674	\$19.46	\$40,482	\$32.02	\$66,603	\$45.17	\$93,959
Mining	\$23.56	\$49,014	10.51	\$12.77	\$26,552	\$15.32	\$31,856	\$17.67	\$36,753	\$22.61	\$47,019	\$35.83	\$74,518
Real estate and rental and leasing	\$20.41	\$42,443	4.01	\$9.28	\$19,297	\$12.86	\$26,742	\$17.15	\$35,672	\$24.26	\$50,452	\$32.13	\$66,832
Other services (except public administration)	\$20.26	\$42,132	4.37	\$9.02	\$18,757	\$11.07	\$23,024	\$16.03	\$33,353	\$24.27	\$50,475	\$36.43	\$75,782
Administrative and support and waste management and remediation services	\$18.66	\$38,821	6.55	\$9.29	\$19,327	\$10.89	\$22,660	\$14.57	\$30,316	\$22.63	\$47,077	\$30.53	\$63,500
Arts, entertainment, and recreation	\$17.92	\$37,279	4.28	\$8.70	\$18,093	\$10.00	\$20,790	\$13.43	\$27,928	\$22.16	\$46,084	\$32.30	\$67,177
Agriculture, forestry, fishing and hunting	\$13.55	\$28,176	6.45	\$9.37	\$19,486	\$10.65	\$22,155	\$13.24	\$27,548	\$16.27	\$33,839	\$18.37	\$38,201
Retail trade	\$16.41	\$34,128	2.57	\$8.75	\$18,203	\$9.94	\$20,681	\$12.74	\$26,497	\$18.05	\$37,552	\$28.05	\$58,351
Accommodation and food services	\$12.02	\$25,002	2.11	\$8.31	\$17,293	\$8.79	\$18,273	\$9.89	\$20,567	\$12.94	\$26,925	\$17.85	\$37,133



Colorado Springs MSA

Figure 9a. Employment Distribution and Average Hourly Wage in Major Occupational Groups (Colorado Springs Metropolitan Statistical Area, May 2014)

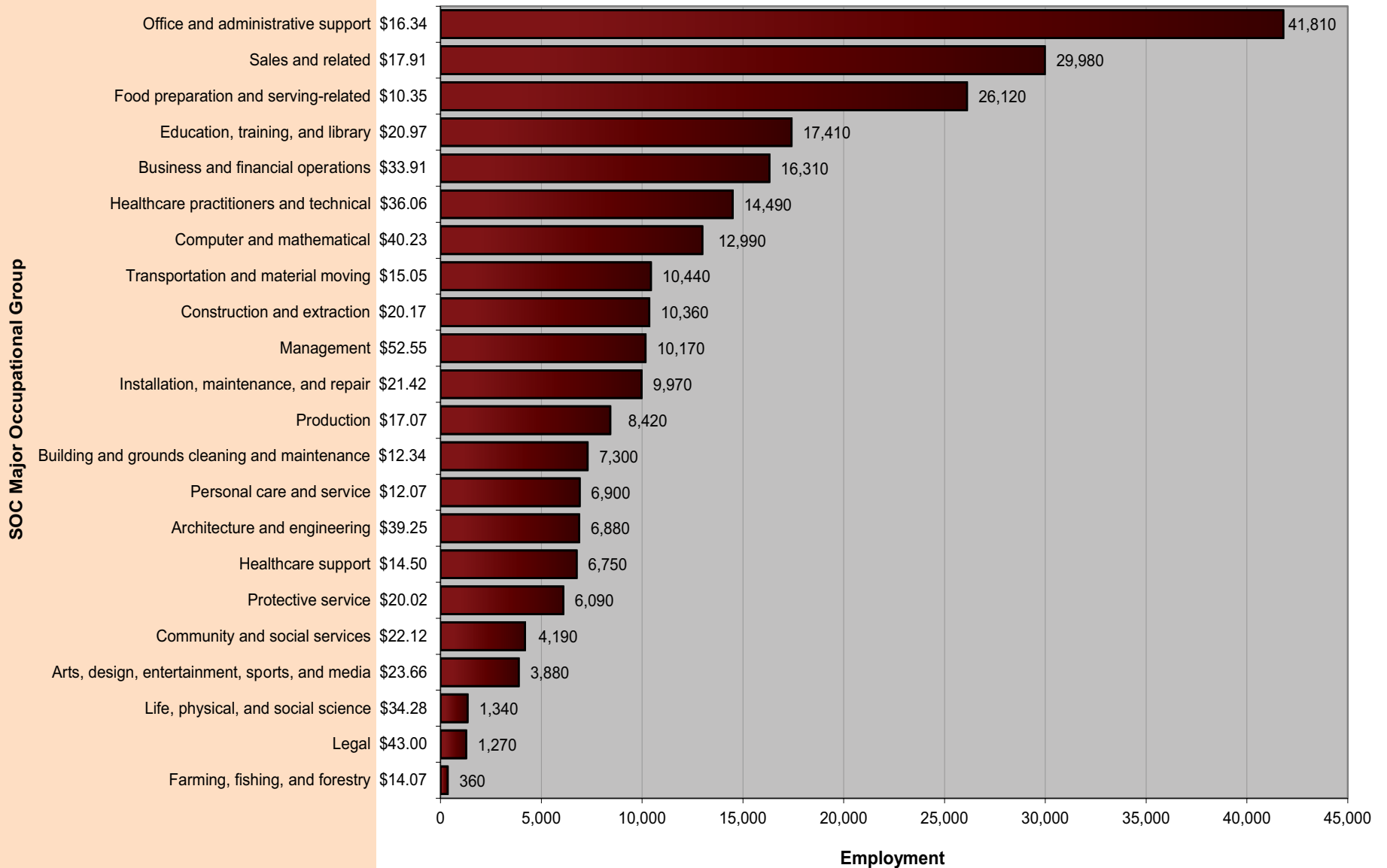
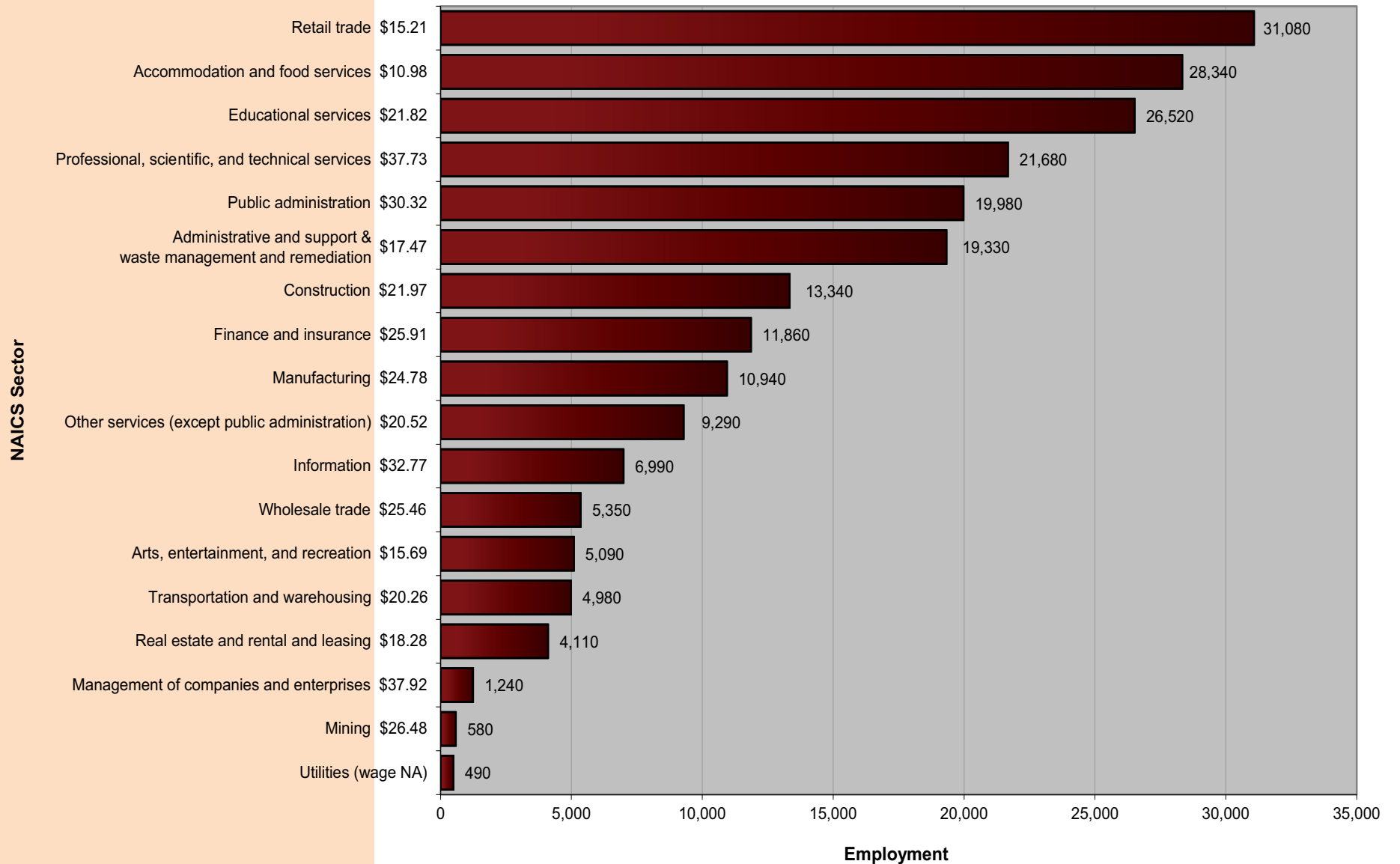
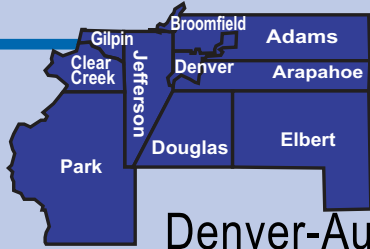


Figure 9b. Employment Distribution and Average Hourly Wage in Major Industry Groups (Colorado Springs Metropolitan Statistical Area, May 2014)





Denver-Aurora MSA

Figure 10a. Employment Distribution and Average Hourly Wage in Major Occupational Groups (Denver-Aurora-Broomfield Metropolitan Statistical Area, May 2014)

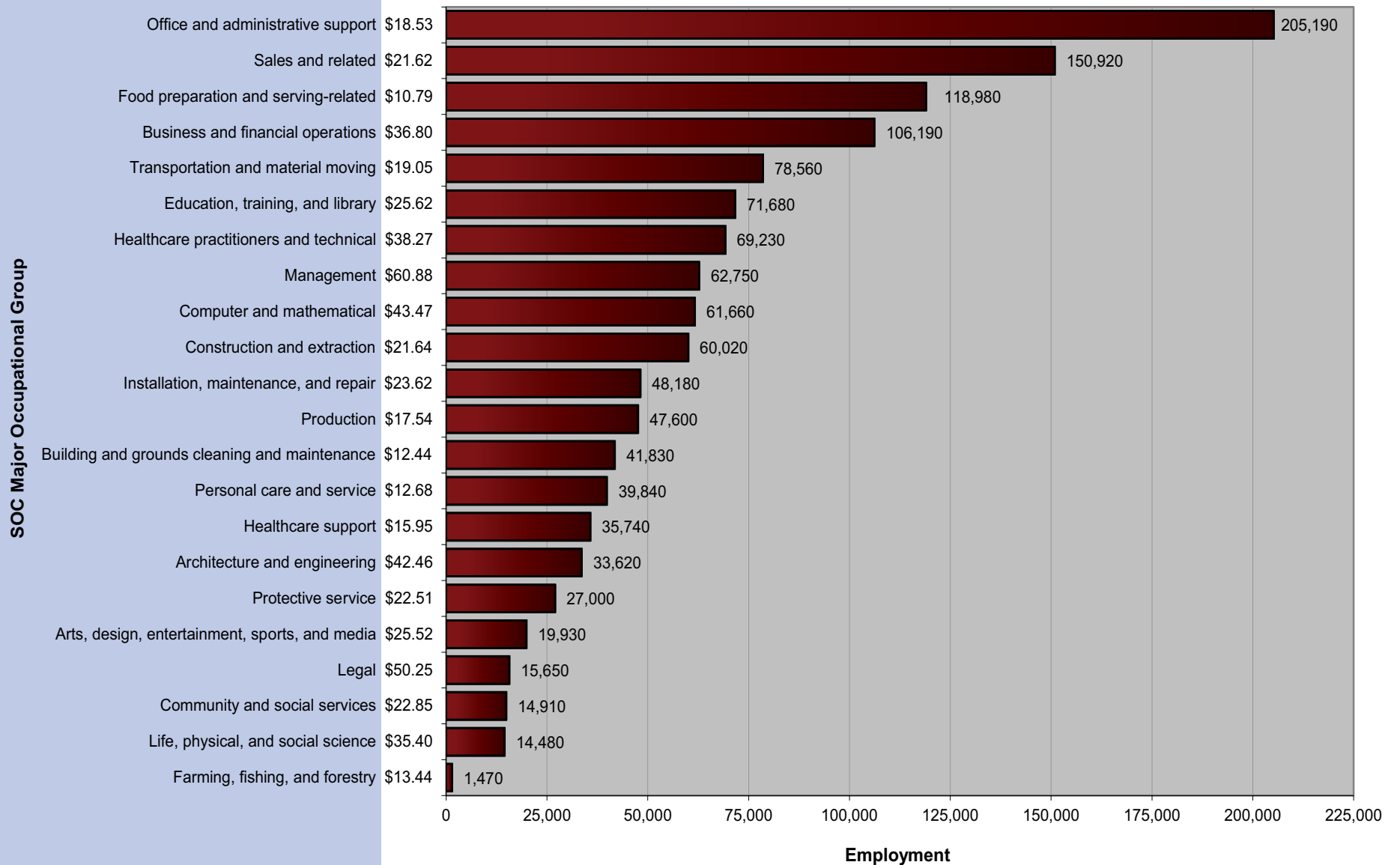


Figure 10b. Employment Distribution and Average Hourly Wage in Major Industry Groups (Denver-Aurora-Broomfield Metropolitan Statistical Area, May 2014)

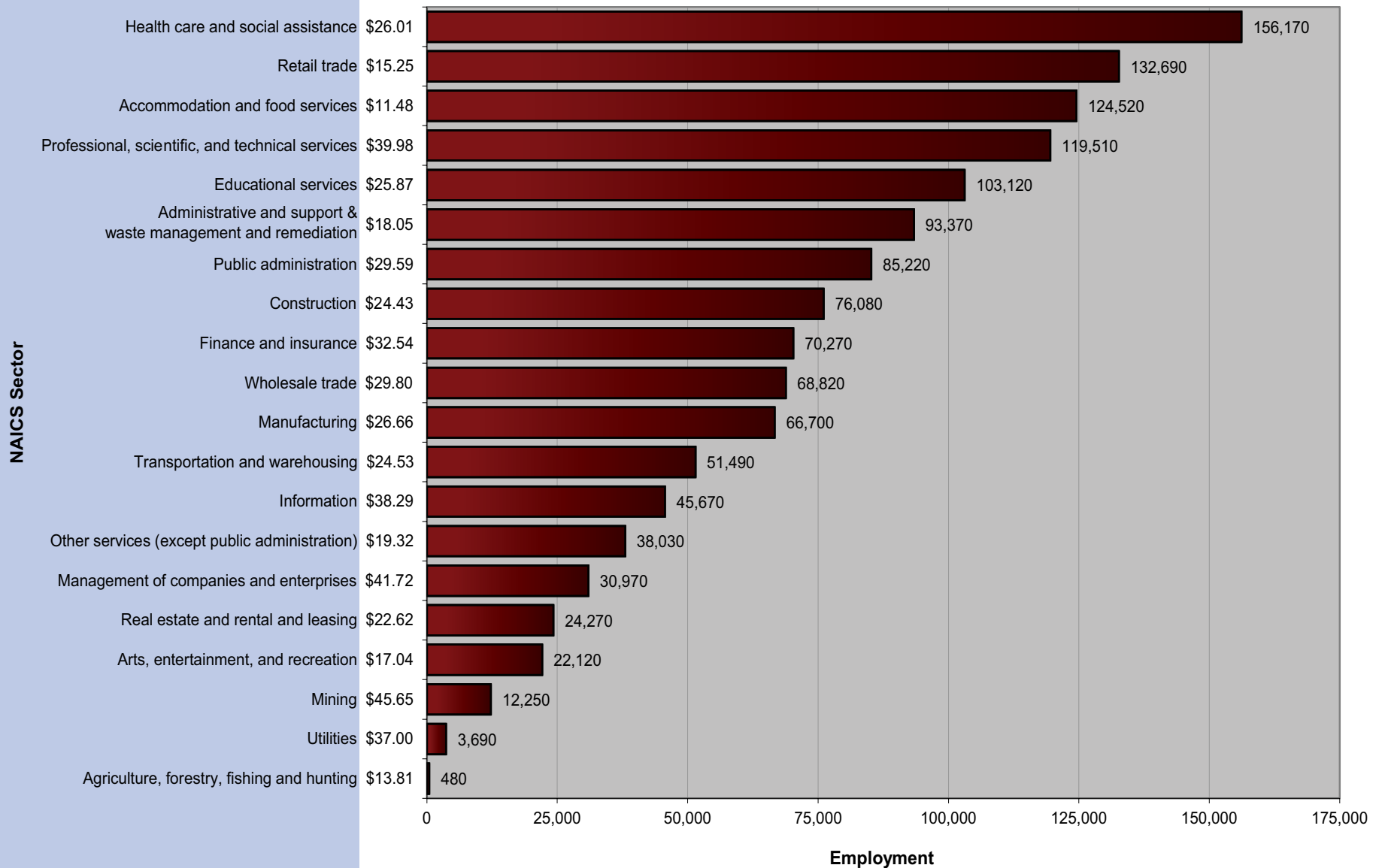
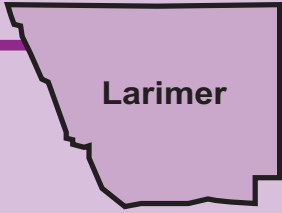


Table 14. Percentile Wages by Industry (Denver-Aurora MSA, May 2014)

NAICS Sector	Average Hourly	Average Annual	PRSE*	10 th Percentile Hourly	10 th Percentile Annual	25 th Percentile Hourly	25 th Percentile Annual	Median Hourly	Median Annual	75 th Percentile Hourly	75 th Percentile Annual	90 th Percentile Hourly	90 th Percentile Annual
Utilities	\$37.00	\$76,963	2.5	\$22.24	\$46,259	\$28.15	\$58,554	\$37.48	\$77,968	\$43.75	\$91,002	\$48.84	\$101,577
Information	\$38.29	\$79,650	1.87	\$14.87	\$30,920	\$22.67	\$47,144	\$34.62	\$72,005	\$49.46	\$102,873	\$65.29	\$135,799
Mining	\$45.65	\$94,954	3.28	\$17.87	\$37,168	\$23.92	\$49,752	\$34.03	\$70,784	\$59.01	\$122,747	\$90.59	\$188,438
Professional, scientific, and technical services	\$39.98	\$83,162	1.8	\$15.07	\$31,350	\$21.98	\$45,722	\$33.73	\$70,155	\$51.15	\$106,392	\$71.97	\$149,708
Management of companies and enterprises	\$41.72	\$86,773	2.69	\$16.16	\$33,610	\$21.94	\$45,629	\$33.57	\$69,819	\$51.70	\$107,542	\$79.00	\$164,312
Public administration	\$29.59	\$61,554	0.95	\$11.96	\$24,880	\$18.93	\$39,385	\$26.75	\$55,649	\$37.95	\$78,940	\$50.03	\$104,067
Finance and insurance	\$32.54	\$67,682	2.33	\$13.20	\$27,446	\$17.65	\$36,703	\$25.58	\$53,216	\$38.87	\$80,847	\$59.30	\$123,336
Wholesale trade	\$29.80	\$61,976	2.02	\$11.64	\$24,204	\$15.67	\$32,599	\$22.71	\$47,243	\$36.06	\$75,014	\$57.47	\$119,533
Educational services	\$25.87	\$53,801	3.26	\$12.34	\$25,661	\$16.23	\$33,761	\$22.40	\$46,582	\$31.69	\$65,917	\$42.55	\$88,499
Construction	\$24.43	\$50,817	1.46	\$12.86	\$26,756	\$16.10	\$33,493	\$21.30	\$44,308	\$28.85	\$60,012	\$39.51	\$82,177
Transportation and warehousing	\$24.53	\$51,022	4.96	\$10.93	\$22,743	\$14.51	\$30,172	\$20.64	\$42,922	\$27.51	\$57,219	\$39.70	\$82,566
Manufacturing	\$26.66	\$55,453	5.06	\$10.55	\$21,940	\$14.40	\$29,959	\$20.59	\$42,818	\$32.82	\$68,260	\$52.58	\$109,367
Health care and social assistance	\$26.01	\$54,094	2.06	\$10.59	\$22,019	\$13.86	\$28,820	\$20.09	\$41,782	\$32.42	\$67,423	\$45.07	\$93,737
Real estate and rental and leasing	\$22.62	\$47,047	3.14	\$9.47	\$19,699	\$12.52	\$26,032	\$17.55	\$36,509	\$26.46	\$55,037	\$40.95	\$85,180
Other services (except public administration)	\$19.32	\$40,185	2.63	\$8.75	\$18,194	\$10.26	\$21,334	\$14.91	\$31,015	\$23.80	\$49,499	\$34.77	\$72,321
Administrative and support and waste management and remediation services	\$18.05	\$37,542	2.1	\$9.01	\$18,745	\$10.87	\$22,607	\$14.11	\$29,347	\$19.75	\$41,079	\$31.13	\$64,756
Agriculture, forestry, fishing and hunting	\$13.81	\$28,722	8.4	\$8.50	\$17,686	\$9.26	\$19,268	\$12.39	\$25,770	\$14.55	\$30,260	\$21.14	\$43,963
Arts, entertainment, and recreation	\$17.04	\$35,444	3.54	\$8.44	\$17,558	\$9.10	\$18,935	\$12.10	\$25,167	\$19.90	\$41,394	\$30.09	\$62,577
Retail trade	\$15.25	\$31,721	1.5	\$8.50	\$17,683	\$9.25	\$19,248	\$11.64	\$24,210	\$17.07	\$35,511	\$25.53	\$53,108
Accommodation and food services	\$11.48	\$23,871	1.63	\$8.26	\$17,173	\$8.64	\$17,973	\$9.29	\$19,322	\$11.69	\$24,311	\$16.99	\$35,340



Larimer

Ft. Collins-Loveland MSA

Figure 11a. Employment Distribution and Average Hourly Wage in Major Occupational Groups (Fort Collins-Loveland Metropolitan Statistical Area, May 2014)

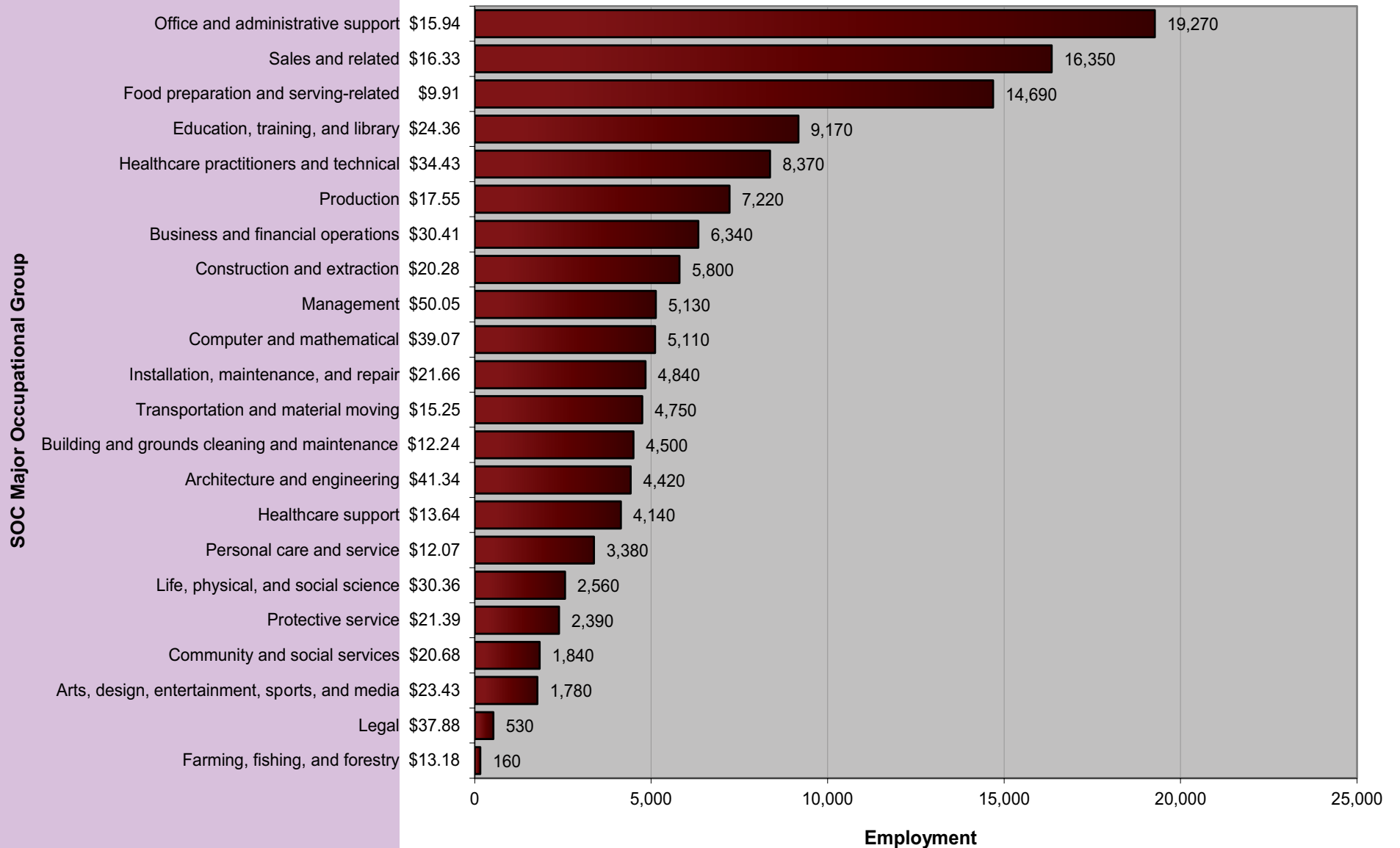


Figure 11b. Employment Distribution and Average Hourly Wage in Major Industry Groups (Fort Collins-Loveland Metropolitan Statistical Area, May 2014)

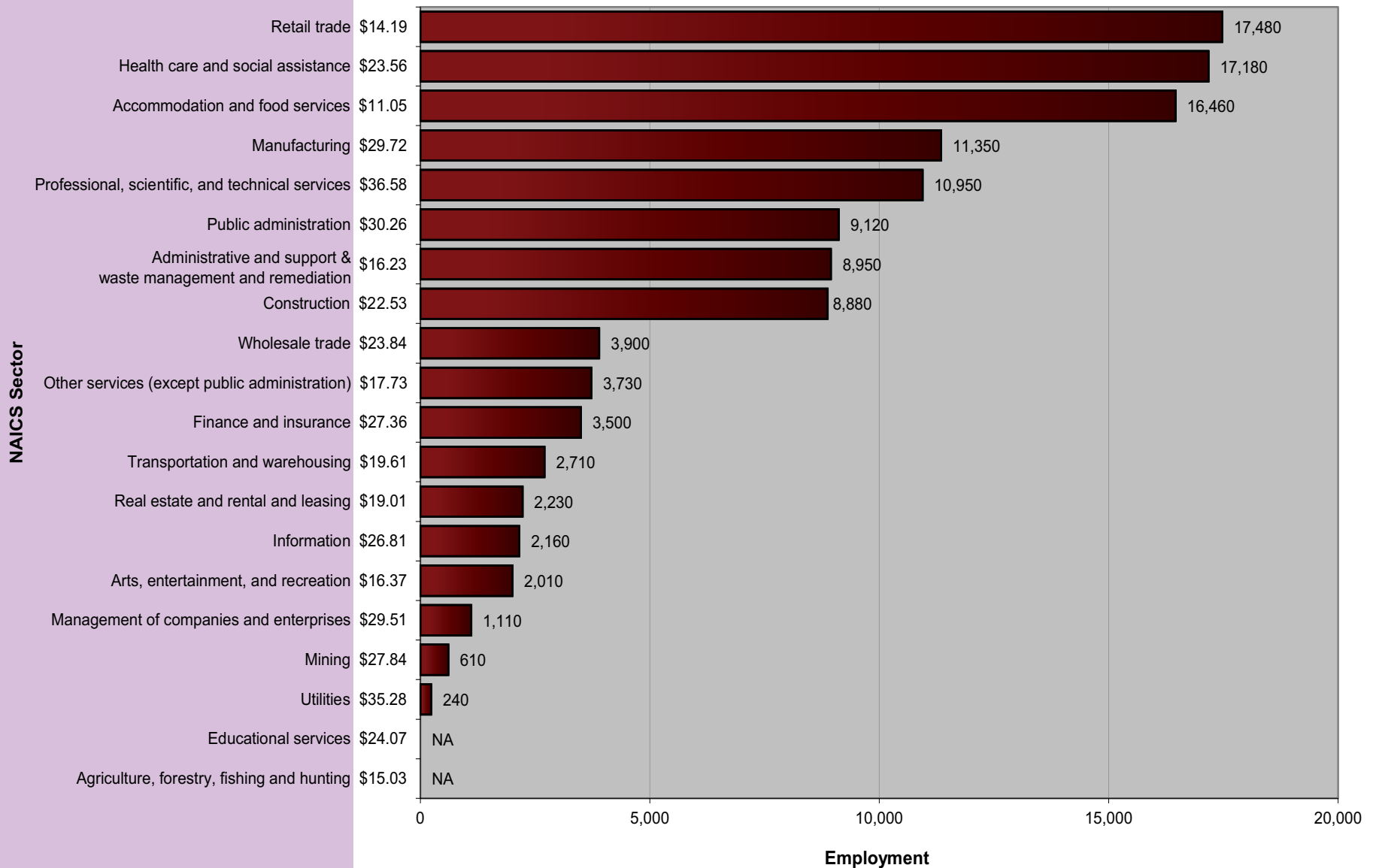
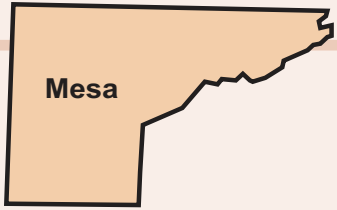


Table 15. Percentile Wages by Industry (Fort Collins-Loveland MSA, May 2011)

NAICS Sector	Average Hourly	Average Annual	PRSE*	10 th Percentile Hourly	10 th Percentile Annual	25 th Percentile Hourly	25 th Percentile Annual	Median Hourly	Median Annual	75 th Percentile Hourly	75 th Percentile Annual	90 th Percentile Hourly	90 th Percentile Annual
Utilities	\$35.28	\$73,389	9.75	\$16.28	\$33,864	\$24.28	\$50,505	\$33.05	\$68,737	\$44.99	\$93,585	\$59.04	\$122,811
Professional, scientific, and technical services	\$36.58	\$76,095	7.16	\$12.27	\$25,531	\$18.38	\$38,233	\$31.77	\$66,078	\$48.84	\$101,597	\$67.38	\$140,155
Public administration	\$30.26	\$62,932	2.22	\$14.59	\$30,339	\$20.03	\$41,667	\$27.76	\$57,751	\$38.24	\$79,546	\$49.75	\$103,479
Management of companies and enterprises	\$29.51	\$61,375	4.1	\$12.42	\$25,826	\$14.92	\$31,027	\$23.93	\$49,783	\$35.80	\$74,468	\$57.99	\$120,610
Manufacturing	\$29.72	\$61,820	3.4	\$12.31	\$25,605	\$15.93	\$33,143	\$23.75	\$49,397	\$37.41	\$77,822	\$57.15	\$118,879
Information	\$26.81	\$55,764	6.01	\$10.55	\$21,936	\$15.09	\$31,382	\$21.54	\$44,812	\$33.56	\$69,810	\$49.29	\$102,518
Educational services	\$24.07	\$50,067	1.95	\$12.21	\$25,397	\$15.76	\$32,790	\$21.31	\$44,329	\$28.57	\$59,417	\$38.61	\$80,310
Mining	\$27.84	\$57,903	12.17	\$15.08	\$31,370	\$16.84	\$35,030	\$21.30	\$44,306	\$34.60	\$71,977	\$49.49	\$102,937
Construction	\$22.53	\$46,857	1.94	\$12.29	\$25,560	\$15.19	\$31,603	\$20.29	\$42,210	\$27.44	\$57,068	\$35.86	\$74,583
Transportation and warehousing	\$19.61	\$40,783	4.2	\$9.50	\$19,765	\$11.94	\$24,840	\$19.60	\$40,763	\$23.40	\$48,672	\$28.60	\$59,490
Finance and insurance	\$27.36	\$56,904	4.89	\$11.61	\$24,156	\$14.78	\$30,743	\$19.27	\$40,086	\$31.07	\$64,618	\$49.84	\$103,659
Wholesale trade	\$23.84	\$49,577	2.86	\$9.57	\$19,907	\$12.75	\$26,523	\$18.23	\$37,917	\$28.05	\$58,345	\$45.60	\$94,848
Health care and social assistance	\$23.56	\$49,007	2.68	\$10.06	\$20,929	\$12.52	\$26,051	\$17.54	\$36,488	\$27.83	\$57,877	\$40.94	\$85,149
Real estate and rental and leasing	\$19.01	\$39,549	4.91	\$9.02	\$18,753	\$10.80	\$22,468	\$15.25	\$31,710	\$21.64	\$45,009	\$34.64	\$72,048
Other services (except public administration)	\$17.73	\$36,872	3.8	\$8.61	\$17,908	\$9.66	\$20,085	\$14.34	\$29,820	\$22.21	\$46,190	\$29.73	\$61,836
Agriculture, forestry, fishing and hunting	\$15.03	\$31,260	5.92	\$9.14	\$19,007	\$10.85	\$22,561	\$13.85	\$28,802	\$17.30	\$35,987	\$22.85	\$47,522
Administrative and support and waste management and remediation services	\$16.23	\$33,749	4.68	\$9.08	\$18,880	\$10.32	\$21,467	\$12.74	\$26,500	\$18.14	\$37,723	\$26.98	\$56,108
Arts, entertainment, and recreation	\$16.37	\$34,049	7.39	\$8.38	\$17,436	\$8.96	\$18,630	\$11.32	\$23,543	\$17.97	\$37,368	\$28.48	\$59,244
Retail trade	\$14.19	\$29,509	1.87	\$8.44	\$17,556	\$9.10	\$18,930	\$11.18	\$23,246	\$15.52	\$32,272	\$22.67	\$47,162
Accommodation and food services	\$11.05	\$22,987	1.53	\$8.26	\$17,186	\$8.66	\$18,006	\$9.33	\$19,405	\$11.67	\$24,282	\$14.80	\$30,784



Mesa

Grand Junction MSA

Figure 12a. Employment Distribution and Average Hourly Wage in Major Occupational Groups (Grand Junction Metropolitan Statistical Area, May 2014)

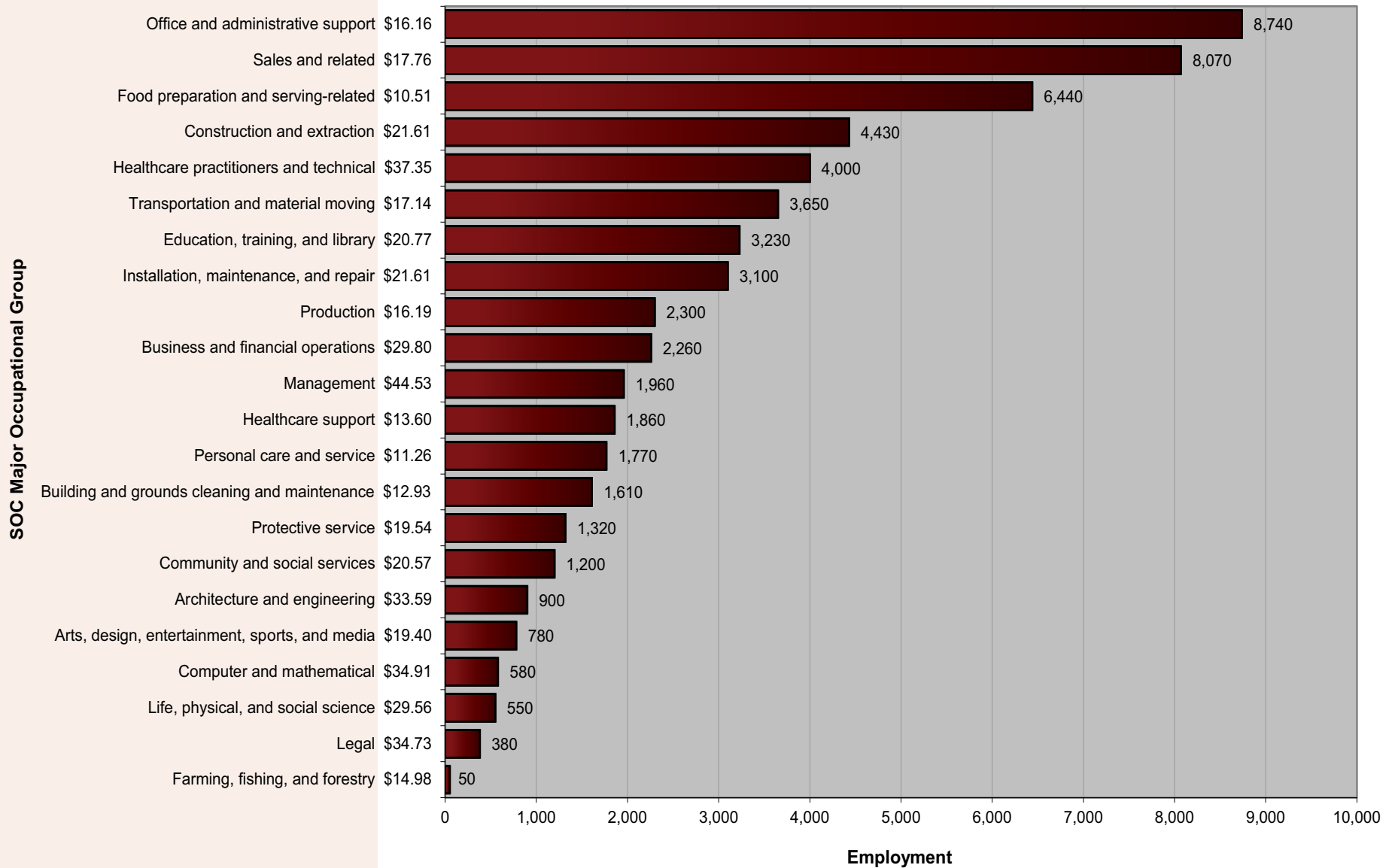


Figure 12b. Employment Distribution and Average Hourly Wage in Major Industry Groups (Grand Junction Metropolitan Statistical Area, May 2014)

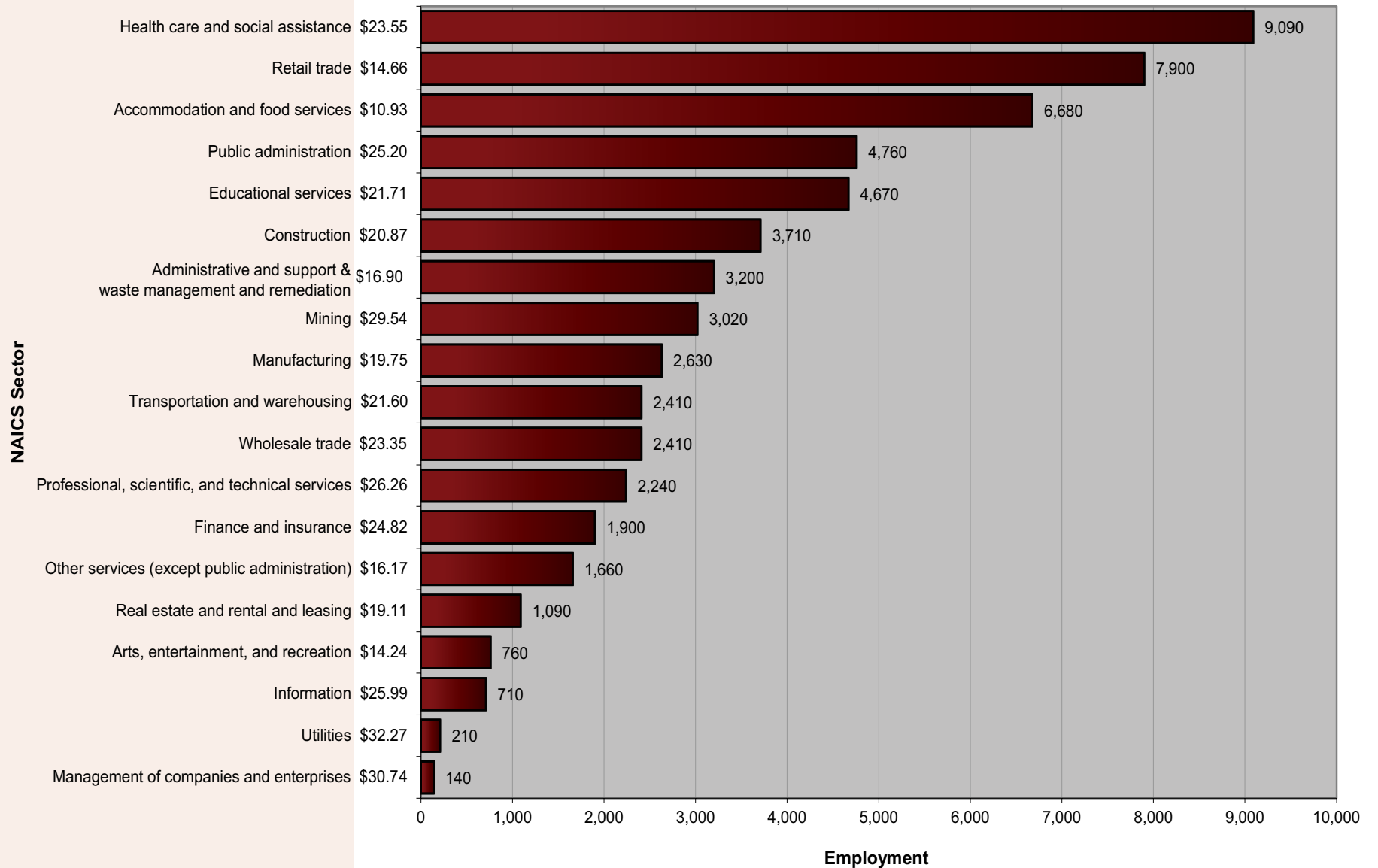


Table 16. Percentile Wages by Industry (Grand Junction MSA, May 2014)

NAICS Sector	Average Hourly	Average Annual	PRSE*	10 th Percentile Hourly	10 th Percentile Annual	25 th Percentile Hourly	25 th Percentile Annual	Median Hourly	Median Annual	75 th Percentile Hourly	75 th Percentile Annual	90 th Percentile Hourly	90 th Percentile Annual
Utilities	\$32.27	\$67,115	8.66	\$15.77	\$32,794	\$21.94	\$45,630	\$32.33	\$67,246	\$41.23	\$85,753	\$45.58	\$94,811
Management of companies and enterprises	\$30.74	\$63,932	13.69	\$13.35	\$27,771	\$19.53	\$40,624	\$26.20	\$54,500	\$38.80	\$80,698	\$45.82	\$95,309
Information	\$25.99	\$54,050	7.6	\$12.65	\$26,306	\$16.28	\$33,854	\$23.79	\$49,487	\$33.48	\$69,628	\$42.69	\$88,800
Mining	\$29.54	\$61,451	6.53	\$14.75	\$30,686	\$18.08	\$37,610	\$23.37	\$48,602	\$34.97	\$72,736	\$54.83	\$114,039
Public administration	\$25.20	\$52,414	3.87	\$12.38	\$25,752	\$16.96	\$35,270	\$22.54	\$46,887	\$30.38	\$63,192	\$40.09	\$83,389
Professional, scientific, and technical services	\$26.26	\$54,621	4.57	\$10.19	\$21,188	\$14.69	\$30,566	\$20.91	\$43,484	\$33.03	\$68,710	\$47.37	\$98,530
Transportation and warehousing	\$21.60	\$44,933	3.45	\$10.78	\$22,421	\$14.49	\$30,142	\$20.59	\$42,831	\$26.84	\$55,829	\$32.95	\$68,533
Educational services	\$21.71	\$45,160	0.63	\$12.16	\$25,300	\$15.19	\$31,602	\$19.63	\$40,836	\$26.93	\$56,016	\$35.01	\$72,810
Wholesale trade	\$23.35	\$48,562	2.73	\$10.68	\$22,221	\$14.48	\$30,108	\$19.02	\$39,554	\$26.85	\$55,840	\$38.22	\$79,506
Finance and insurance	\$24.82	\$51,632	5.32	\$10.73	\$22,315	\$13.64	\$28,365	\$18.42	\$38,310	\$29.55	\$61,461	\$46.38	\$96,467
Construction	\$20.87	\$43,401	2.52	\$11.23	\$23,365	\$14.00	\$29,128	\$18.30	\$38,065	\$25.31	\$52,652	\$33.79	\$70,279
Health care and social assistance	\$23.55	\$48,988	2.86	\$9.24	\$19,214	\$11.59	\$24,101	\$16.49	\$34,310	\$28.13	\$58,519	\$42.48	\$88,353
Manufacturing	\$19.75	\$41,083	4.23	\$9.65	\$20,075	\$11.55	\$24,025	\$16.01	\$33,303	\$23.06	\$47,957	\$34.36	\$71,463
Real estate and rental and leasing	\$19.11	\$39,746	10.17	\$9.07	\$18,865	\$11.68	\$24,297	\$14.92	\$31,042	\$20.43	\$42,502	\$33.50	\$69,682
Administrative and support and waste management and remediation services	\$16.90	\$35,148	4.37	\$9.16	\$19,057	\$10.82	\$22,503	\$13.56	\$28,201	\$17.83	\$37,096	\$28.01	\$58,258
Other services (except public administration)	\$16.17	\$33,638	3.97	\$8.64	\$17,964	\$9.73	\$20,246	\$13.35	\$27,769	\$20.25	\$42,123	\$27.84	\$57,904
Retail trade	\$14.66	\$30,494	1.93	\$8.55	\$17,782	\$9.37	\$19,481	\$11.65	\$24,228	\$16.43	\$34,166	\$23.83	\$49,573
Arts, entertainment, and recreation	\$14.24	\$29,628	5.73	\$8.49	\$17,659	\$9.22	\$19,186	\$11.65	\$24,237	\$16.28	\$33,862	\$23.35	\$48,566
Accommodation and food services	\$10.93	\$22,742	2.28	\$8.24	\$17,130	\$8.59	\$17,865	\$9.18	\$19,090	\$11.21	\$23,322	\$16.42	\$34,149

Weld

Greeley MSA

Figure 13a. Employment Distribution and Average Hourly Wage in Major Occupational Groups (Greeley Metropolitan Statistical Area, May 2014)

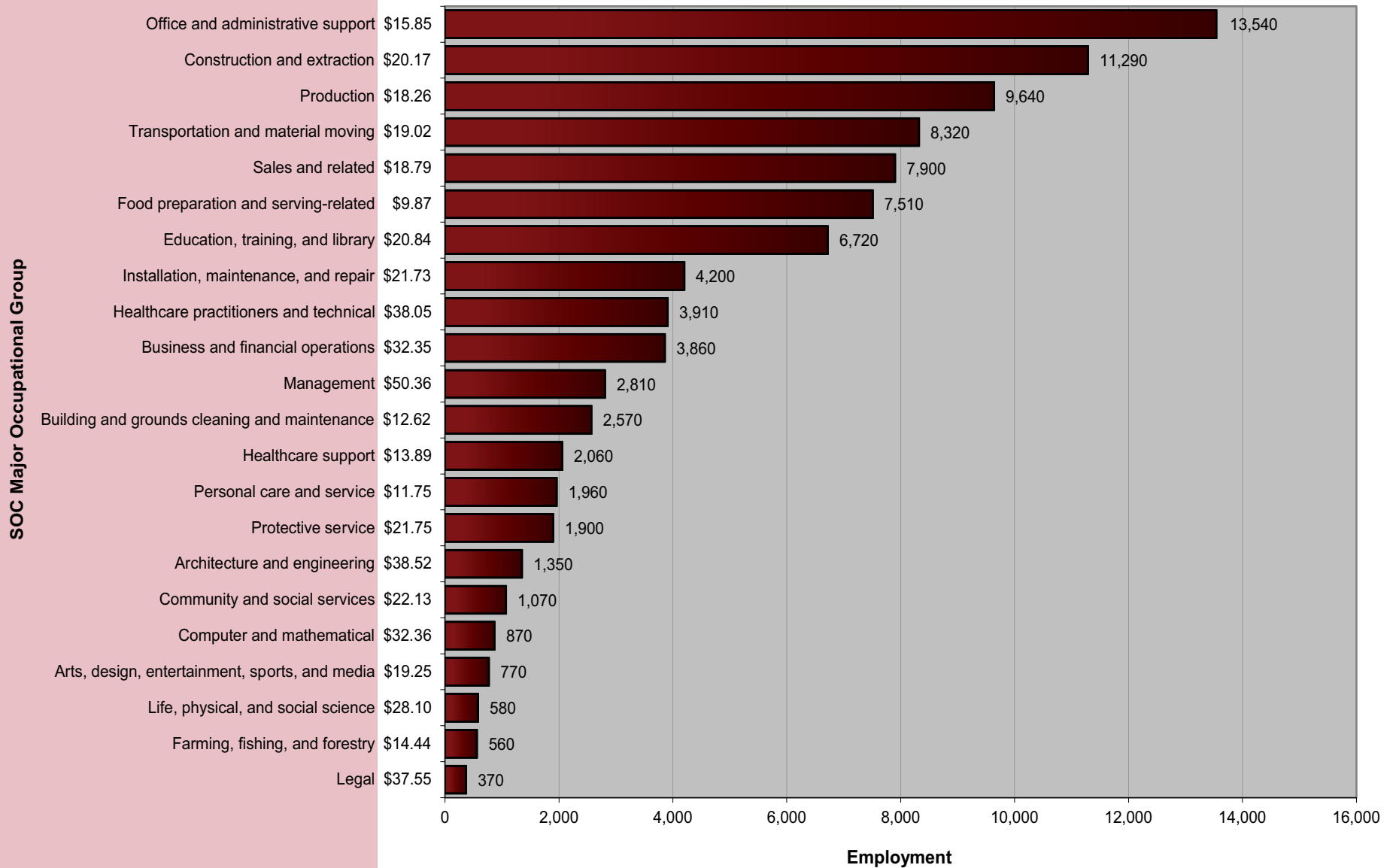


Figure 13b. Employment Distribution and Average Hourly Wage in Major Industry Groups (Greeley Metropolitan Statistical Area, May 2014)

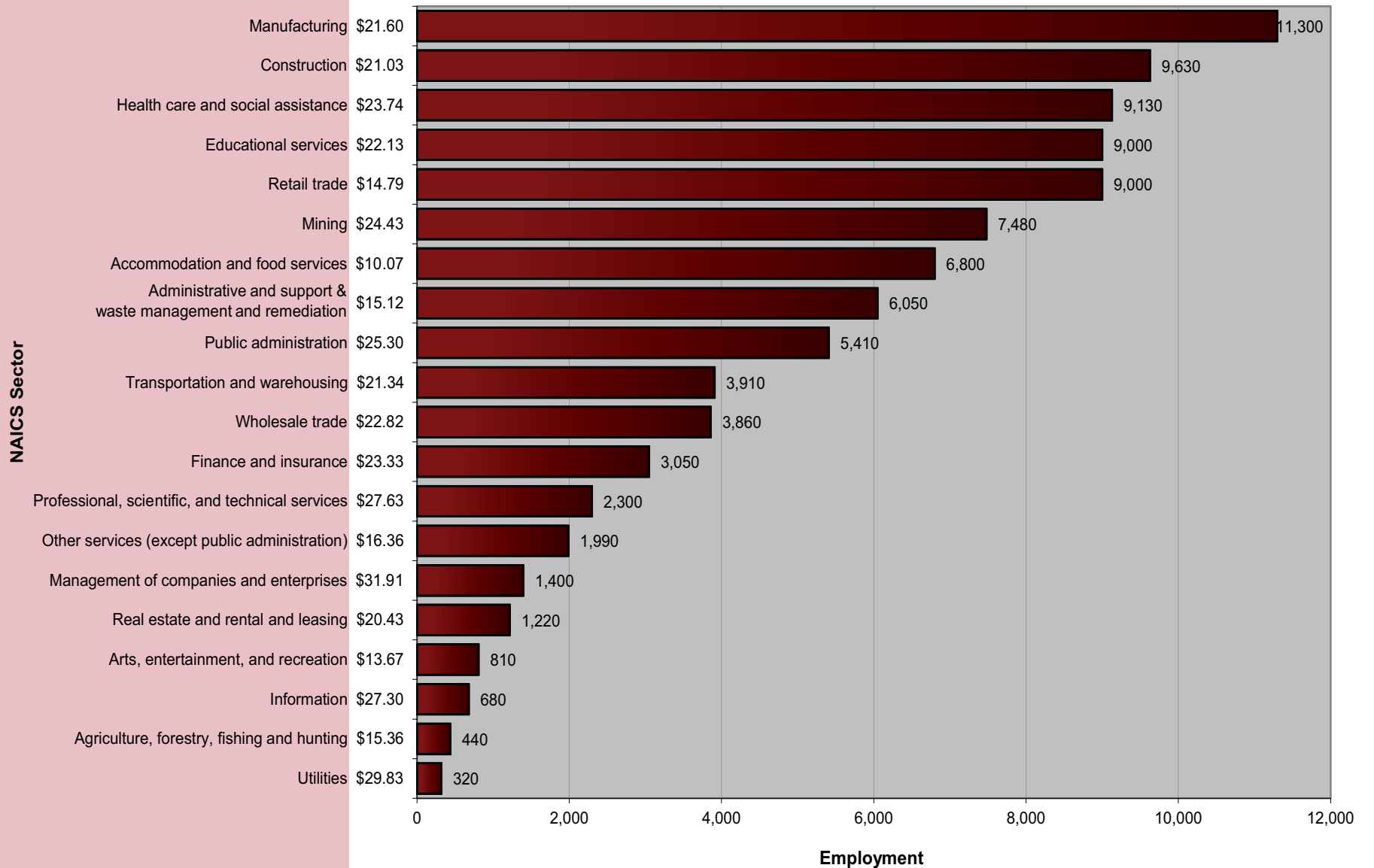


Table 17. Percentile Wages by Industry (Greeley MSA, May 2014)

NAICS Sector	Average Hourly	Average Annual	PRSE*	10 th Percentile Hourly	10 th Percentile Annual	25 th Percentile Hourly	25 th Percentile Annual	Median Hourly	Median Annual	75 th Percentile Hourly	75 th Percentile Annual	90 th Percentile Hourly	90 th Percentile Annual
Utilities	\$29.83	\$62,046	7.73	\$15.99	\$33,252	\$21.70	\$45,136	\$30.01	\$62,419	\$38.26	\$79,570	\$45.13	\$93,865
Management of companies and enterprises	\$31.91	\$66,364	9.55	\$11.98	\$24,908	\$17.64	\$36,697	\$26.86	\$55,862	\$40.08	\$83,364	\$56.60	\$117,720
Information	\$27.30	\$56,789	5.79	\$10.25	\$21,318	\$14.64	\$30,460	\$23.92	\$49,759	\$34.03	\$70,785	\$47.40	\$98,599
Public administration	\$25.30	\$52,629	2.42	\$13.55	\$28,184	\$18.43	\$38,341	\$23.15	\$48,156	\$29.92	\$62,231	\$40.11	\$83,432
Mining	\$24.43	\$50,806	3.86	\$14.24	\$29,622	\$16.77	\$34,890	\$21.14	\$43,979	\$28.28	\$58,823	\$37.10	\$77,177
Professional, scientific, and technical services	\$27.63	\$57,478	5.58	\$10.74	\$22,341	\$13.95	\$29,020	\$20.99	\$43,654	\$34.67	\$72,105	\$54.14	\$112,606
Educational services	\$22.13	\$46,041	1.96	\$11.38	\$23,677	\$14.87	\$30,928	\$19.63	\$40,826	\$27.13	\$56,425	\$35.96	\$74,791
Transportation and warehousing	\$21.34	\$44,394	1.85	\$13.18	\$27,417	\$16.12	\$33,520	\$19.56	\$40,676	\$24.61	\$51,192	\$31.60	\$65,731
Construction	\$21.03	\$43,749	1.77	\$12.05	\$25,066	\$14.63	\$30,428	\$18.43	\$38,338	\$24.33	\$50,608	\$33.55	\$69,789
Finance and insurance	\$23.33	\$48,527	4.39	\$10.10	\$21,010	\$12.83	\$26,677	\$18.04	\$37,521	\$28.64	\$59,575	\$42.30	\$87,990
Wholesale trade	\$22.82	\$47,472	3.72	\$10.72	\$22,304	\$13.57	\$28,235	\$18.01	\$37,466	\$25.59	\$53,222	\$38.07	\$79,189
Manufacturing	\$21.60	\$44,922	5.26	\$11.47	\$23,847	\$15.21	\$31,633	\$17.57	\$36,551	\$23.13	\$48,109	\$35.45	\$73,741
Health care and social assistance	\$23.74	\$49,387	8.67	\$9.63	\$20,034	\$11.82	\$24,594	\$16.79	\$34,915	\$28.60	\$59,497	\$42.32	\$88,031
Real estate and rental and leasing	\$20.43	\$42,504	13.4	\$8.83	\$18,375	\$11.23	\$23,366	\$16.09	\$33,466	\$20.34	\$42,315	\$28.95	\$60,209
Other services (except public administration)	\$16.36	\$34,021	6.48	\$8.59	\$17,871	\$9.54	\$19,837	\$13.55	\$28,178	\$18.75	\$38,991	\$27.51	\$57,211
Administrative and support and waste management and remediation services	\$15.12	\$31,457	4.56	\$9.51	\$19,786	\$10.47	\$21,778	\$12.04	\$25,033	\$16.28	\$33,872	\$23.74	\$49,381
Agriculture, forestry, fishing and hunting	\$15.36	\$31,959	11.42	\$8.32	\$17,302	\$8.80	\$18,294	\$11.76	\$24,470	\$19.42	\$40,388	\$27.89	\$58,020
Retail trade	\$14.79	\$30,755	3.46	\$8.49	\$17,665	\$9.23	\$19,203	\$11.59	\$24,116	\$16.69	\$34,718	\$24.72	\$51,414
Arts, entertainment, and recreation	\$13.67	\$28,433	6.1	\$8.28	\$17,232	\$8.71	\$18,120	\$9.64	\$20,047	\$14.94	\$31,067	\$22.29	\$46,357
Accommodation and food services	\$10.07	\$20,943	1.46	\$8.20	\$17,066	\$8.51	\$17,704	\$9.02	\$18,768	\$10.03	\$20,856	\$13.07	\$27,191

Pueblo

Pueblo MSA

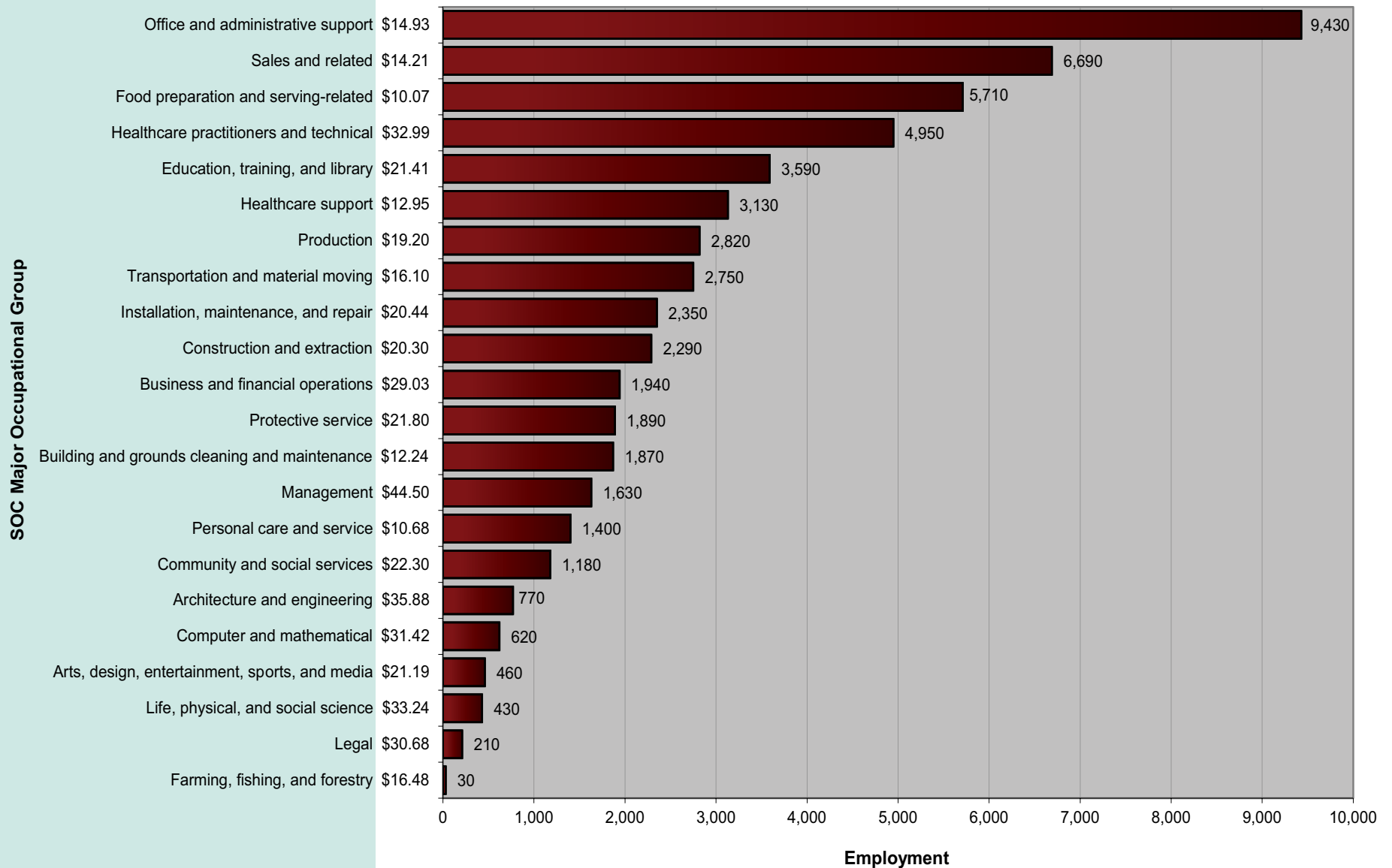
Figure 14a. Employment Distribution and Average Hourly Wage in Major Occupational Groups (Pueblo Metropolitan Statistical Area, May 2014)

Figure 14b. Employment Distribution and Average Hourly Wage in Major Industry Groups (Pueblo Metropolitan Statistical Area, May 2014)

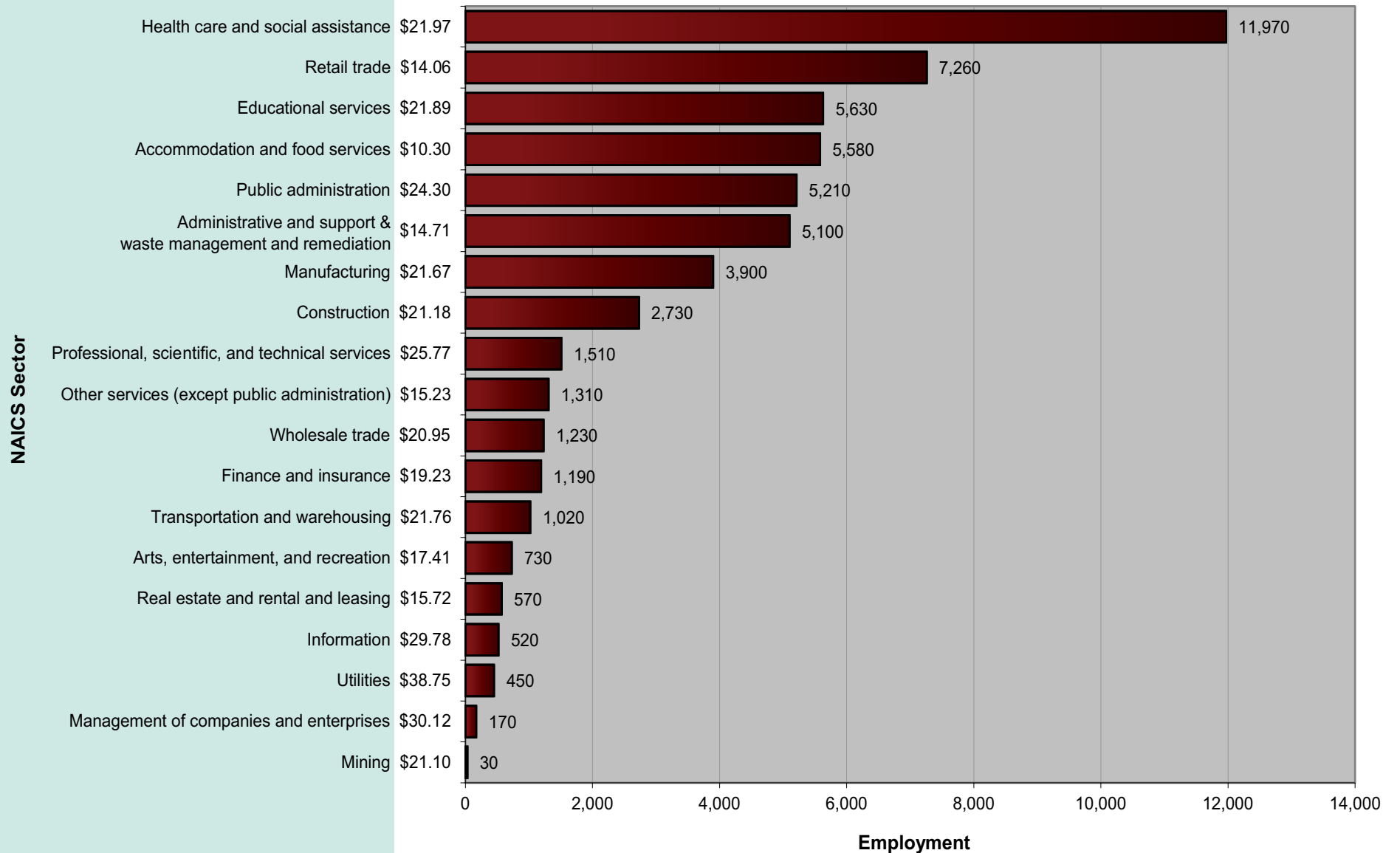
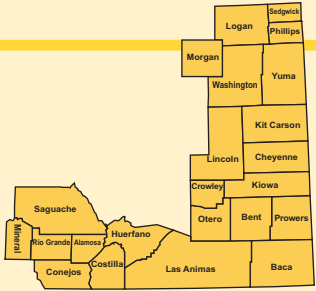


Table 18. Percentile Wages by Industry (Pueblo MSA, May 2014)

NAICS Sector	Average Hourly	Average Annual	PRSE*	10 th Percentile Hourly	10 th Percentile Annual	25 th Percentile Hourly	25 th Percentile Annual	Median Hourly	Median Annual	75 th Percentile Hourly	75 th Percentile Annual	90 th Percentile Hourly	90 th Percentile Annual
Utilities	\$38.75	\$80,602	3.96	\$24.94	\$51,867	\$30.58	\$63,603	\$35.93	\$74,732	\$44.17	\$91,882	\$53.06	\$110,372
Information	\$29.78	\$61,949	11.39	\$11.50	\$23,911	\$15.86	\$32,995	\$26.58	\$55,288	\$35.79	\$74,449	\$51.02	\$106,131
Management of companies and enterprises	\$30.12	\$62,641	9.88	\$13.25	\$27,555	\$17.47	\$36,335	\$26.29	\$54,673	\$35.98	\$74,840	\$56.49	\$117,508
Public administration	\$24.30	\$50,541	0.77	\$13.25	\$27,555	\$17.15	\$35,666	\$22.16	\$46,084	\$29.59	\$61,541	\$37.88	\$78,786
Professional, scientific, and technical services	\$25.77	\$53,596	11.33	\$8.87	\$18,457	\$11.91	\$24,775	\$21.14	\$43,978	\$33.42	\$69,524	\$47.32	\$98,425
Manufacturing	\$21.67	\$45,071	3.21	\$11.22	\$23,334	\$15.46	\$32,153	\$19.98	\$41,559	\$24.36	\$50,675	\$33.69	\$70,082
Transportation and warehousing	\$21.76	\$45,267	5.13	\$13.06	\$27,168	\$15.78	\$32,826	\$19.77	\$41,132	\$25.72	\$53,503	\$29.25	\$60,838
Educational services	\$21.89	\$45,534	2.21	\$11.49	\$23,898	\$14.86	\$30,901	\$19.74	\$41,052	\$27.14	\$56,454	\$35.78	\$74,430
Construction	\$21.18	\$44,048	3.11	\$10.81	\$22,486	\$14.11	\$29,345	\$18.72	\$38,946	\$26.18	\$54,461	\$34.15	\$71,022
Mining	\$21.10	\$43,879	4.28	\$10.88	\$22,628	\$15.04	\$31,278	\$17.10	\$35,571	\$22.46	\$46,712	\$37.11	\$77,181
Wholesale trade	\$20.95	\$43,581	4.17	\$10.09	\$20,992	\$12.40	\$25,785	\$16.94	\$35,235	\$23.34	\$48,538	\$34.29	\$71,323
Health care and social assistance	\$21.97	\$45,699	2.23	\$8.85	\$18,407	\$11.13	\$23,150	\$16.82	\$34,994	\$27.83	\$57,890	\$37.29	\$77,572
Finance and insurance	\$19.23	\$39,993	6.59	\$9.20	\$19,140	\$10.96	\$22,807	\$15.62	\$32,481	\$20.98	\$43,645	\$36.03	\$74,936
Real estate and rental and leasing	\$15.72	\$32,707	5.04	\$8.73	\$18,159	\$10.02	\$20,839	\$13.00	\$27,035	\$18.71	\$38,908	\$26.97	\$56,096
Other services (except public administration)	\$15.23	\$31,677	3.9	\$8.74	\$18,177	\$9.79	\$20,372	\$11.79	\$24,513	\$19.01	\$39,537	\$25.64	\$53,333
Administrative and support and waste management and remediation services	\$14.71	\$30,603	6.22	\$8.50	\$17,672	\$9.24	\$19,219	\$11.59	\$24,099	\$15.66	\$32,570	\$22.41	\$46,609
Arts, entertainment, and recreation	\$17.41	\$36,217	16.03	\$8.38	\$17,427	\$8.95	\$18,607	\$11.48	\$23,877	\$18.73	\$38,962	\$29.05	\$60,416
Retail trade	\$14.06	\$29,243	1.46	\$8.41	\$17,488	\$9.02	\$18,761	\$11.12	\$23,122	\$15.80	\$32,863	\$21.41	\$44,529
Accommodation and food services	\$10.30	\$21,426	2.86	\$8.19	\$17,045	\$8.49	\$17,652	\$8.97	\$18,664	\$9.53	\$19,828	\$13.44	\$27,948



Eastern & Southern

Figure 15a. Employment Distribution and Average Hourly Wage in Major Occupational Groups (Eastern and Southern Colorado Balance of State Area, May 2014)

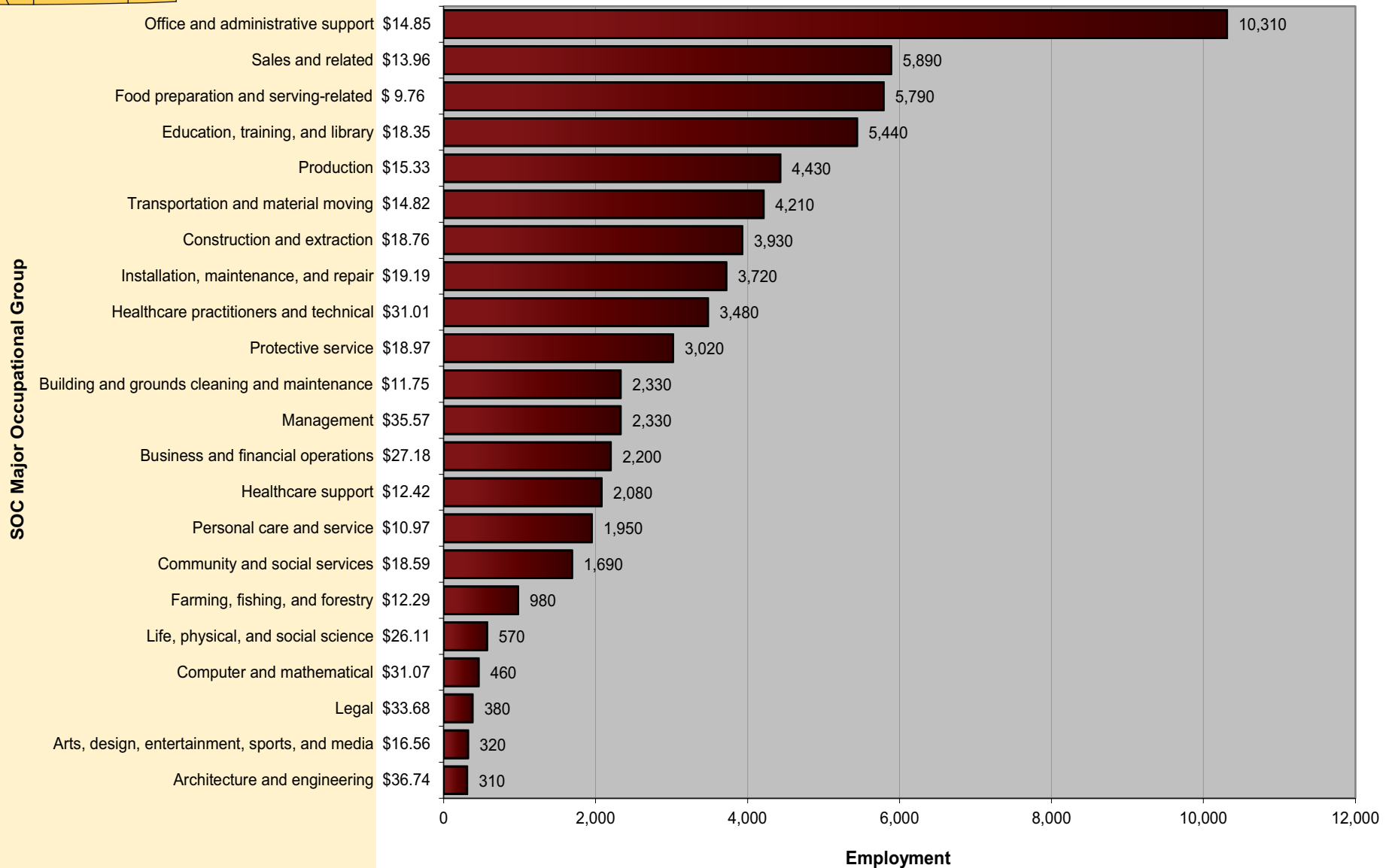
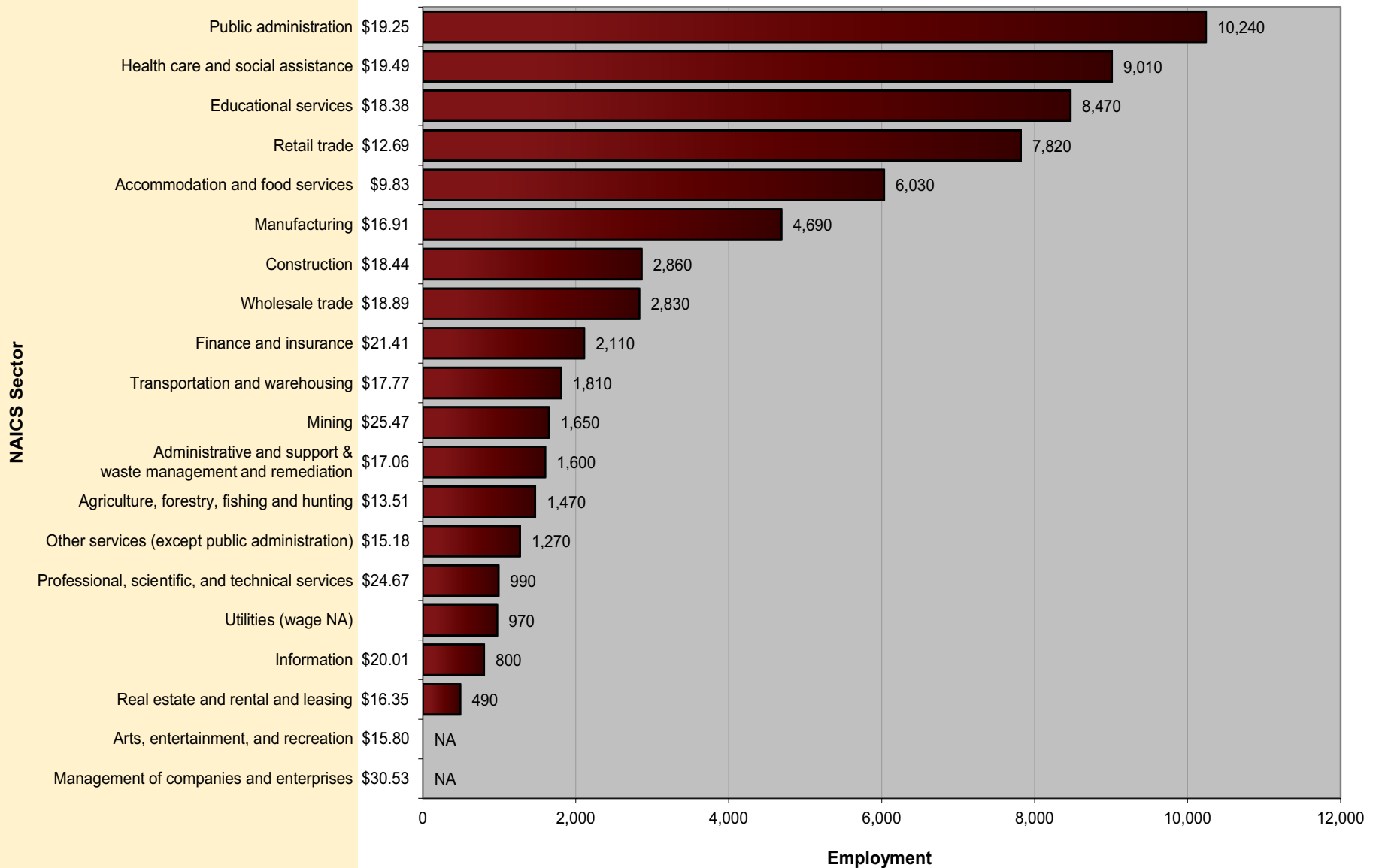
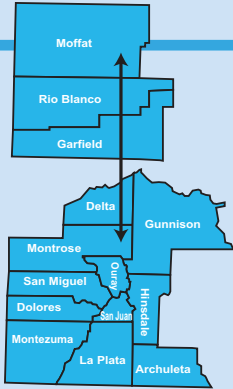


Figure 15b. Employment Distribution and Average Hourly Wage in Major Industry Groups (Eastern and Southern Colorado Balance of State Area, May 2014)





Western

Figure 16a. Employment Distribution and Average Hourly Wage in Major Occupational Groups (Western Colorado Balance of State Area, May 2014)

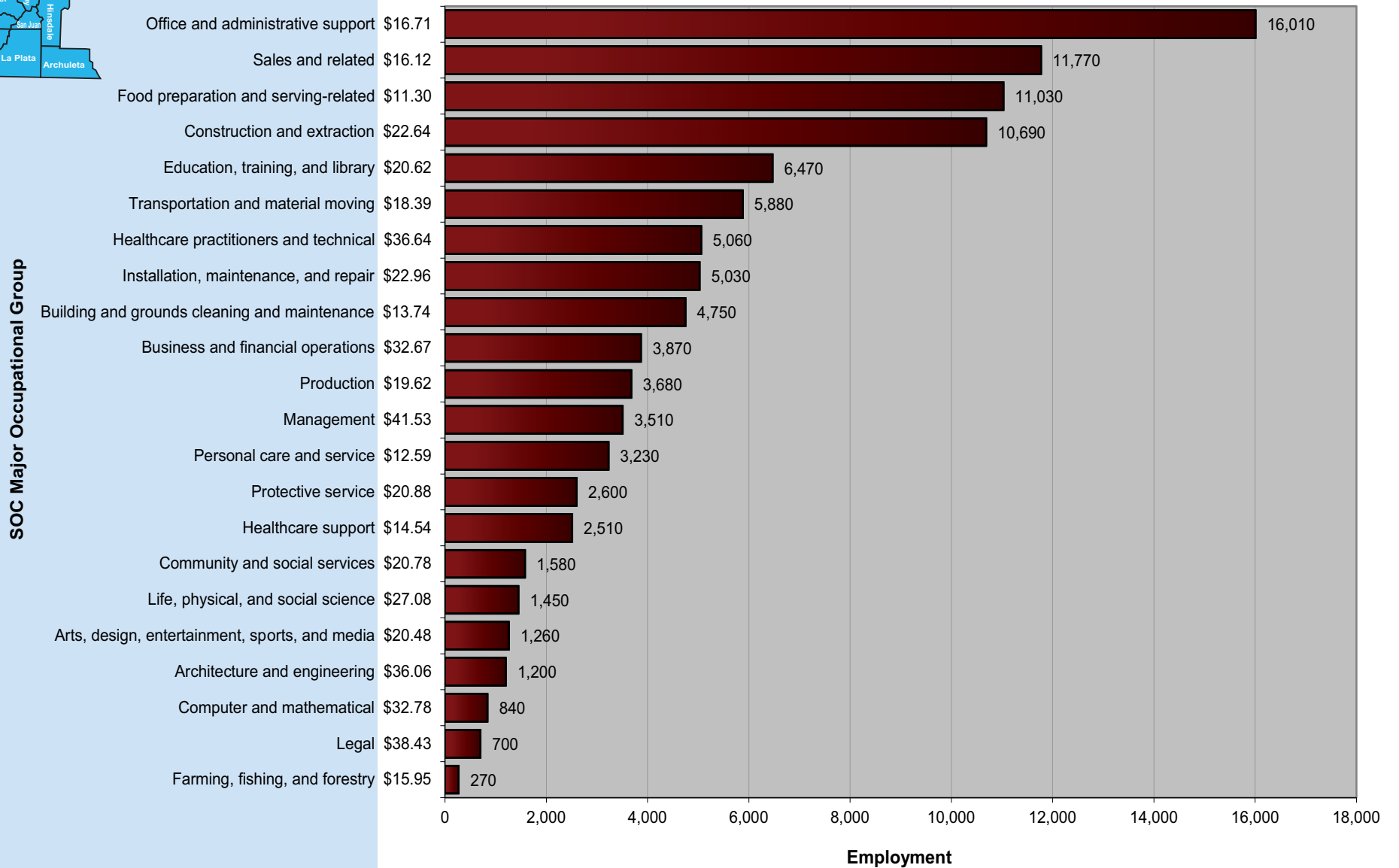


Figure 16b. Employment Distribution and Average Hourly Wage in Major Industry Groups (Western Colorado Balance of State Area, May 2014)

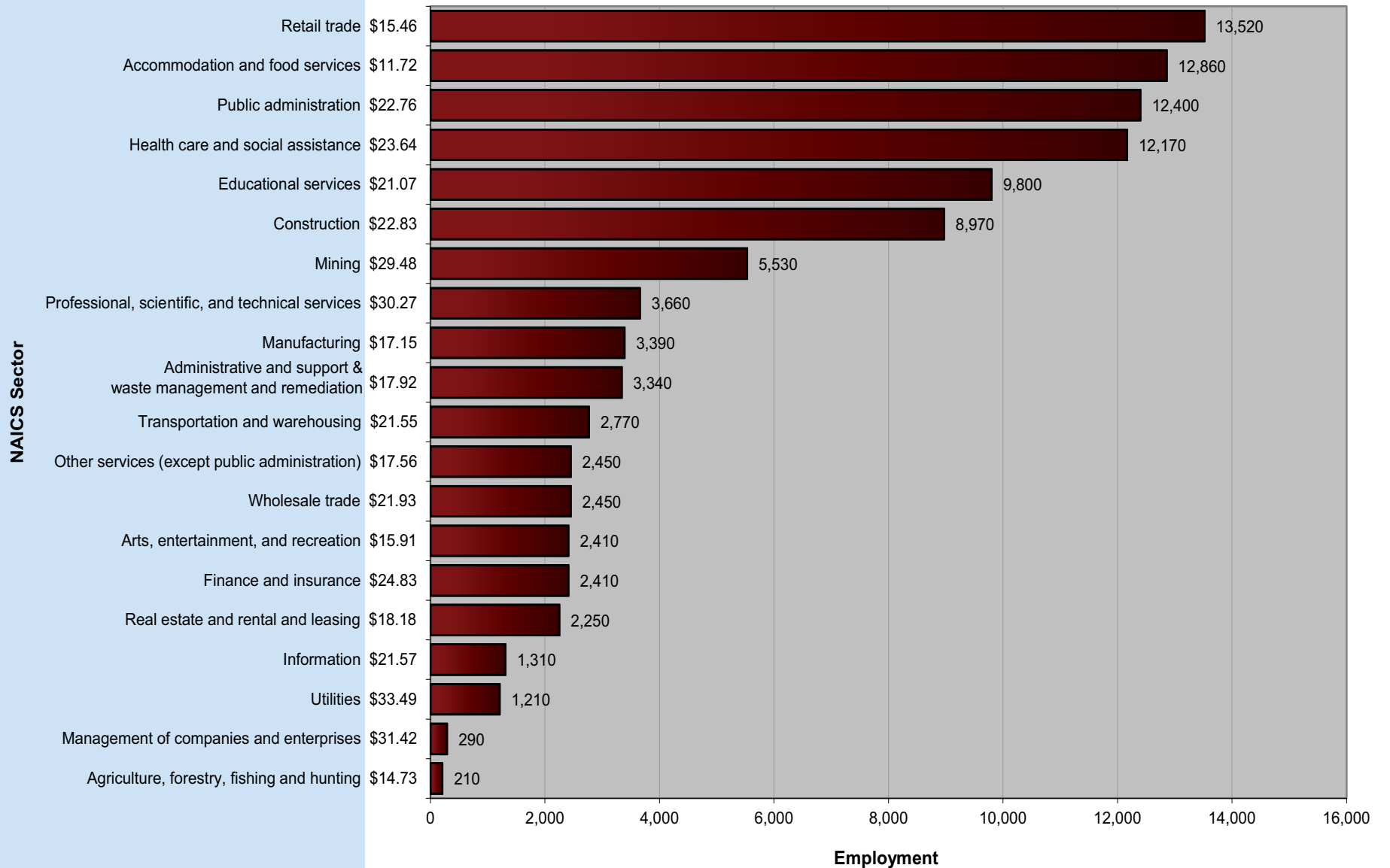


Table 20. Percentile Wages by Industry (Western Colorado BOS Area, May 2014)

NAICS Sector	Average Hourly	Average Annual	PRSE*	10 th Percentile Hourly	10 th Percentile Annual	25 th Percentile Hourly	25 th Percentile Annual	Median Hourly	Median Annual	75 th Percentile Hourly	75 th Percentile Annual	90 th Percentile Hourly	90 th Percentile Annual
Utilities	\$33.49	\$69,651	2.16	\$19.09	\$39,716	\$25.57	\$53,191	\$33.17	\$68,991	\$40.48	\$84,192	\$48.73	\$101,361
Management of companies and enterprises	\$31.42	\$65,349	9.12	\$13.80	\$28,712	\$19.57	\$40,700	\$31.95	\$66,449	\$42.50	\$88,399	\$49.24	\$102,428
Mining	\$29.48	\$61,328	2.54	\$15.95	\$33,174	\$19.84	\$41,258	\$26.27	\$54,646	\$34.75	\$72,276	\$47.87	\$99,562
Professional, scientific, and technical services	\$30.27	\$62,964	4.83	\$11.09	\$23,063	\$15.93	\$33,140	\$23.76	\$49,411	\$36.94	\$76,835	\$56.89	\$118,339
Construction	\$22.83	\$47,494	2.15	\$12.55	\$26,096	\$16.16	\$33,614	\$21.22	\$44,132	\$27.28	\$56,752	\$34.26	\$71,267
Public administration	\$22.76	\$47,336	1.67	\$10.87	\$22,606	\$15.21	\$31,626	\$20.93	\$43,529	\$28.42	\$59,111	\$36.45	\$75,820
Transportation and warehousing	\$21.55	\$44,816	4.4	\$10.15	\$21,115	\$13.32	\$27,700	\$19.27	\$40,080	\$27.77	\$57,770	\$35.29	\$73,396
Educational services	\$21.07	\$43,835	1.34	\$11.72	\$24,382	\$14.91	\$31,011	\$19.24	\$40,026	\$25.41	\$52,860	\$32.94	\$68,513
Wholesale trade	\$21.93	\$45,614	3.44	\$10.93	\$22,733	\$14.25	\$29,642	\$19.01	\$39,551	\$25.40	\$52,838	\$35.64	\$74,137
Finance and insurance	\$24.83	\$51,648	3.93	\$10.48	\$21,797	\$12.76	\$26,542	\$17.75	\$36,926	\$27.81	\$57,853	\$49.63	\$103,228
Information	\$21.57	\$44,870	6.83	\$9.02	\$18,770	\$12.27	\$25,530	\$17.41	\$36,204	\$27.47	\$57,131	\$37.66	\$78,330
Health care and social assistance	\$23.64	\$49,180	3.39	\$9.87	\$20,521	\$12.38	\$25,745	\$17.28	\$35,943	\$28.19	\$58,643	\$40.80	\$84,869
Real estate and rental and leasing	\$18.18	\$37,811	3.53	\$10.13	\$21,078	\$12.28	\$25,536	\$16.53	\$34,382	\$21.40	\$44,517	\$28.48	\$59,231
Administrative and support and waste management and remediation services	\$17.92	\$37,270	3.28	\$9.87	\$20,531	\$12.32	\$25,620	\$15.57	\$32,389	\$21.33	\$44,360	\$28.46	\$59,198
Manufacturing	\$17.15	\$35,680	2.37	\$9.16	\$19,049	\$11.87	\$24,687	\$14.85	\$30,889	\$20.01	\$41,630	\$27.18	\$56,543
Other services (except public administration)	\$17.56	\$36,531	5.04	\$8.75	\$18,199	\$10.16	\$21,135	\$14.62	\$30,418	\$22.55	\$46,895	\$31.65	\$65,834
Agriculture, forestry, fishing and hunting	\$14.73	\$30,632	12.56	\$8.59	\$17,863	\$9.74	\$20,265	\$13.98	\$29,069	\$17.58	\$36,575	\$23.25	\$48,351
Arts, entertainment, and recreation	\$15.91	\$33,086	2.84	\$8.80	\$18,303	\$10.48	\$21,792	\$13.95	\$29,008	\$18.45	\$38,376	\$25.20	\$52,416
Retail trade	\$15.46	\$32,161	1.84	\$8.87	\$18,451	\$10.28	\$21,379	\$12.96	\$26,955	\$17.13	\$35,638	\$24.56	\$51,076
Accommodation and food services	\$11.72	\$24,372	3.08	\$8.31	\$17,277	\$8.77	\$18,233	\$9.75	\$20,274	\$13.09	\$27,236	\$17.63	\$36,677



North Central

Figure 17a. Employment Distribution and Average Hourly Wage in Major Occupational Groups (North Central Colorado Balance of State Area, May 2014)

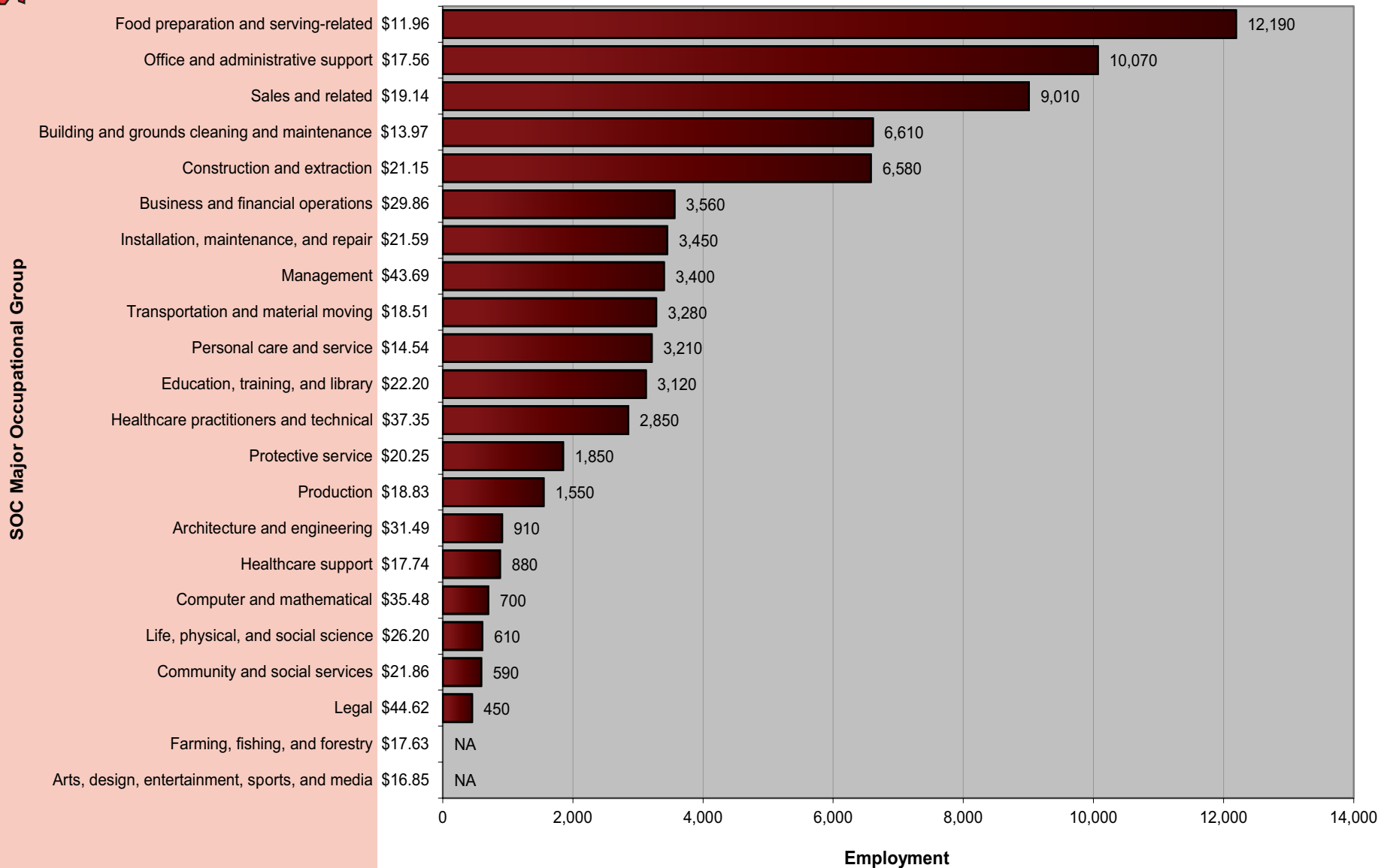


Figure 17b. Employment Distribution and Average Hourly Wage in Major Industry Groups (North Central Colorado Balance of State Area, May 2014)

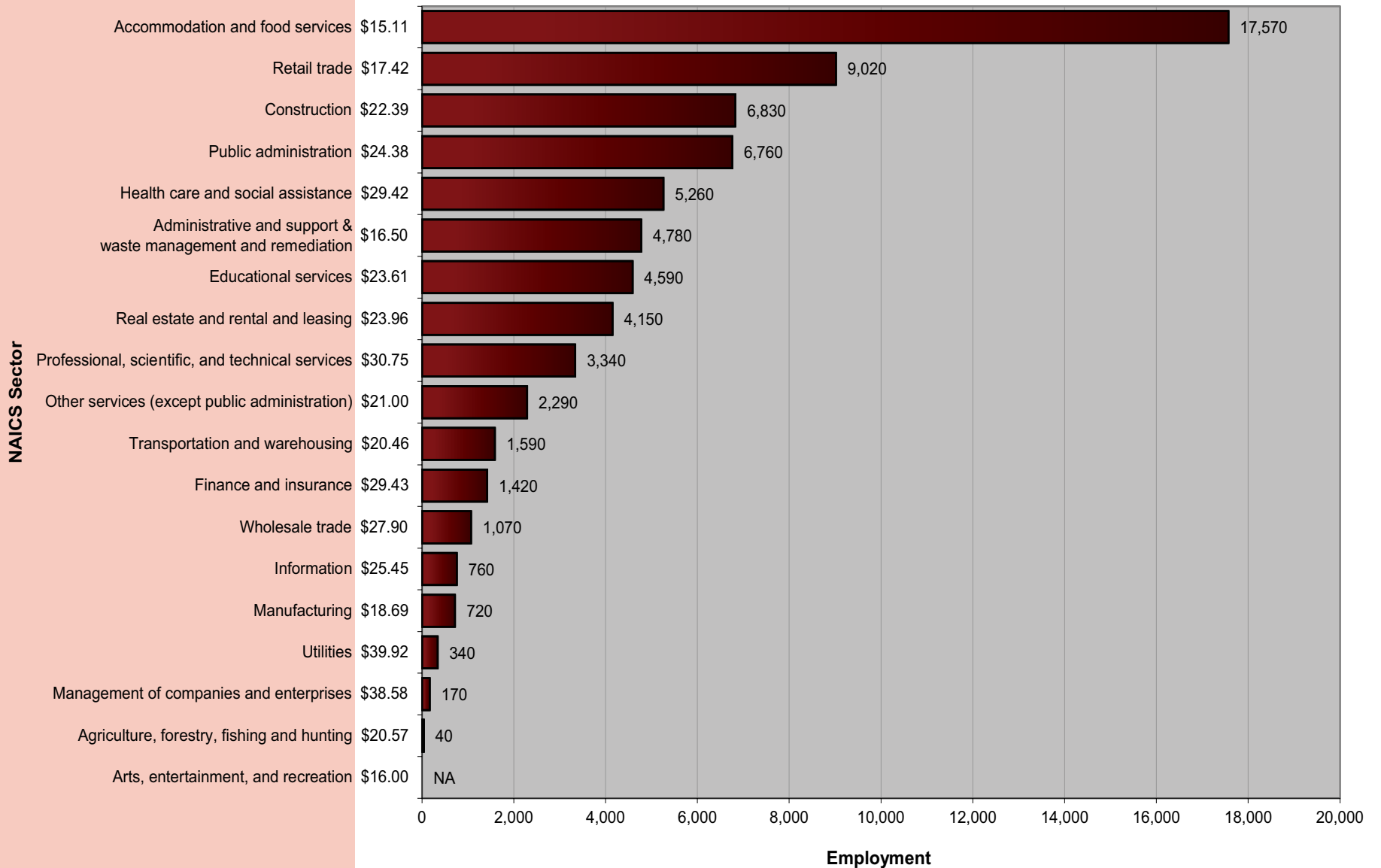
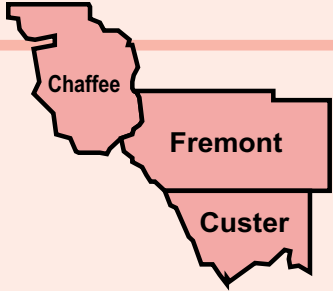


Table 21. Percentile Wages by Industry (North Central Colorado BOS Area, May 2014)

NAICS Sector	Average Hourly	Average Annual	PRSE*	10 th Percentile Hourly	10 th Percentile Annual	25 th Percentile Hourly	25 th Percentile Annual	Median Hourly	Median Annual	75 th Percentile Hourly	75 th Percentile Annual	90 th Percentile Hourly	90 th Percentile Annual
Utilities	\$39.92	\$83,028	5.69	\$25.81	\$53,692	\$34.36	\$71,464	\$41.66	\$86,652	\$47.00	\$97,762	\$52.74	\$109,708
Management of companies and enterprises	\$38.58	\$80,237	19.71	\$15.11	\$31,419	\$18.41	\$38,289	\$30.64	\$63,736	\$41.20	\$85,704	\$84.26	\$175,256
Professional, scientific, and technical services	\$30.75	\$63,959	4.31	\$12.85	\$26,720	\$17.04	\$35,434	\$24.77	\$51,512	\$37.83	\$78,678	\$54.16	\$112,662
Health care and social assistance	\$29.42	\$61,194	3.39	\$13.20	\$27,458	\$16.84	\$35,035	\$23.33	\$48,534	\$36.20	\$75,298	\$49.25	\$102,440
Public administration	\$24.38	\$50,715	1.58	\$12.44	\$25,883	\$16.63	\$34,595	\$22.38	\$46,541	\$29.61	\$61,580	\$37.83	\$78,693
Finance and insurance	\$29.43	\$61,221	5.22	\$12.37	\$25,737	\$14.88	\$30,948	\$22.26	\$46,300	\$34.61	\$71,988	\$57.85	\$120,331
Agriculture, forestry, fishing and hunting	\$20.57	\$42,794	10.81	\$10.52	\$21,876	\$11.88	\$24,707	\$21.60	\$44,928	\$26.59	\$55,312	\$30.99	\$64,465
Educational services	\$23.61	\$49,107	1.97	\$13.20	\$27,447	\$16.81	\$34,970	\$21.53	\$44,783	\$27.96	\$58,163	\$36.24	\$75,373
Construction	\$22.39	\$46,568	2.87	\$10.95	\$22,768	\$15.66	\$32,583	\$20.68	\$43,008	\$27.26	\$56,693	\$34.90	\$72,601
Wholesale trade	\$27.90	\$58,041	7.12	\$10.47	\$21,768	\$15.18	\$31,576	\$20.67	\$42,991	\$32.52	\$67,639	\$57.06	\$118,693
Information	\$25.45	\$52,928	11.32	\$9.16	\$19,045	\$12.67	\$26,355	\$20.48	\$42,594	\$34.43	\$71,606	\$50.15	\$104,322
Real estate and rental and leasing	\$23.96	\$49,836	5.2	\$11.16	\$23,208	\$13.77	\$28,637	\$18.39	\$38,252	\$27.48	\$57,168	\$42.15	\$87,676
Transportation and warehousing	\$20.46	\$42,555	2.92	\$11.88	\$24,703	\$14.14	\$29,415	\$17.82	\$37,061	\$25.84	\$53,748	\$31.67	\$65,871
Other services (except public administration)	\$21.00	\$43,674	4.38	\$9.31	\$19,361	\$12.10	\$25,171	\$17.49	\$36,383	\$26.35	\$54,805	\$39.37	\$81,887
Manufacturing	\$18.69	\$38,874	5	\$10.22	\$21,255	\$12.61	\$26,229	\$16.91	\$35,180	\$22.85	\$47,523	\$29.77	\$61,929
Retail trade	\$17.42	\$36,237	3.11	\$9.63	\$20,038	\$11.65	\$24,231	\$14.68	\$30,544	\$18.73	\$38,949	\$27.39	\$56,981
Administrative and support and waste management and remediation services	\$16.50	\$34,320	3.9	\$10.09	\$20,994	\$11.73	\$24,395	\$14.28	\$29,705	\$18.17	\$37,796	\$25.41	\$52,851
Accommodation and food services	\$15.11	\$31,436	2.23	\$8.59	\$17,865	\$9.52	\$19,810	\$12.63	\$26,266	\$17.24	\$35,857	\$23.56	\$49,008
Arts, entertainment, and recreation	\$16.00	\$33,283	3.75	\$8.72	\$18,139	\$9.88	\$20,541	\$12.46	\$25,919	\$18.15	\$37,761	\$27.57	\$57,339



Central

Figure 18a. Employment Distribution and Average Hourly Wage in Major Occupational Groups (Central Colorado Balance of State Area, May 2014)

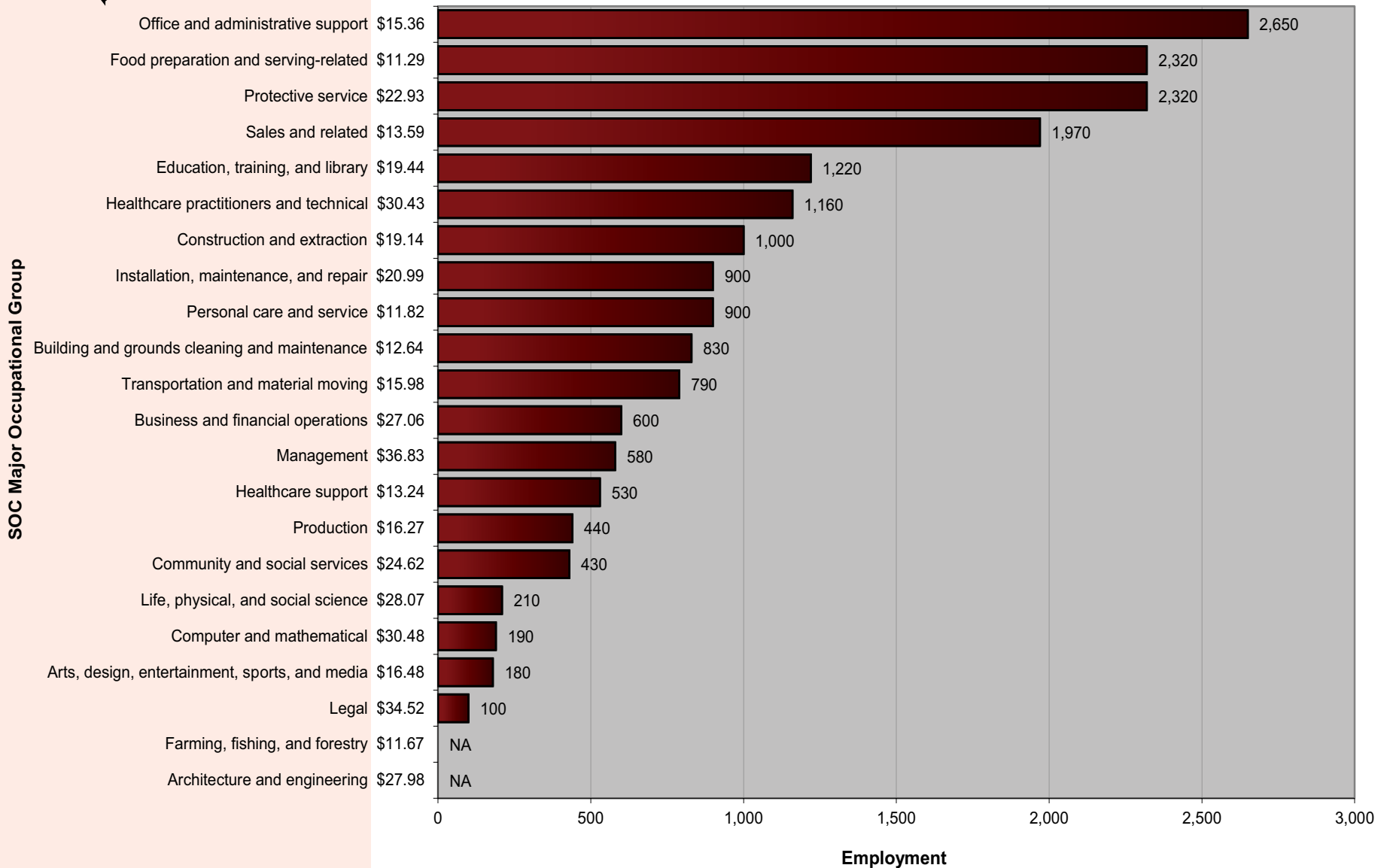


Figure 18b. Employment Distribution and Average Hourly Wage in Major Industry Groups (Central Colorado Balance of State Area, May 2014)

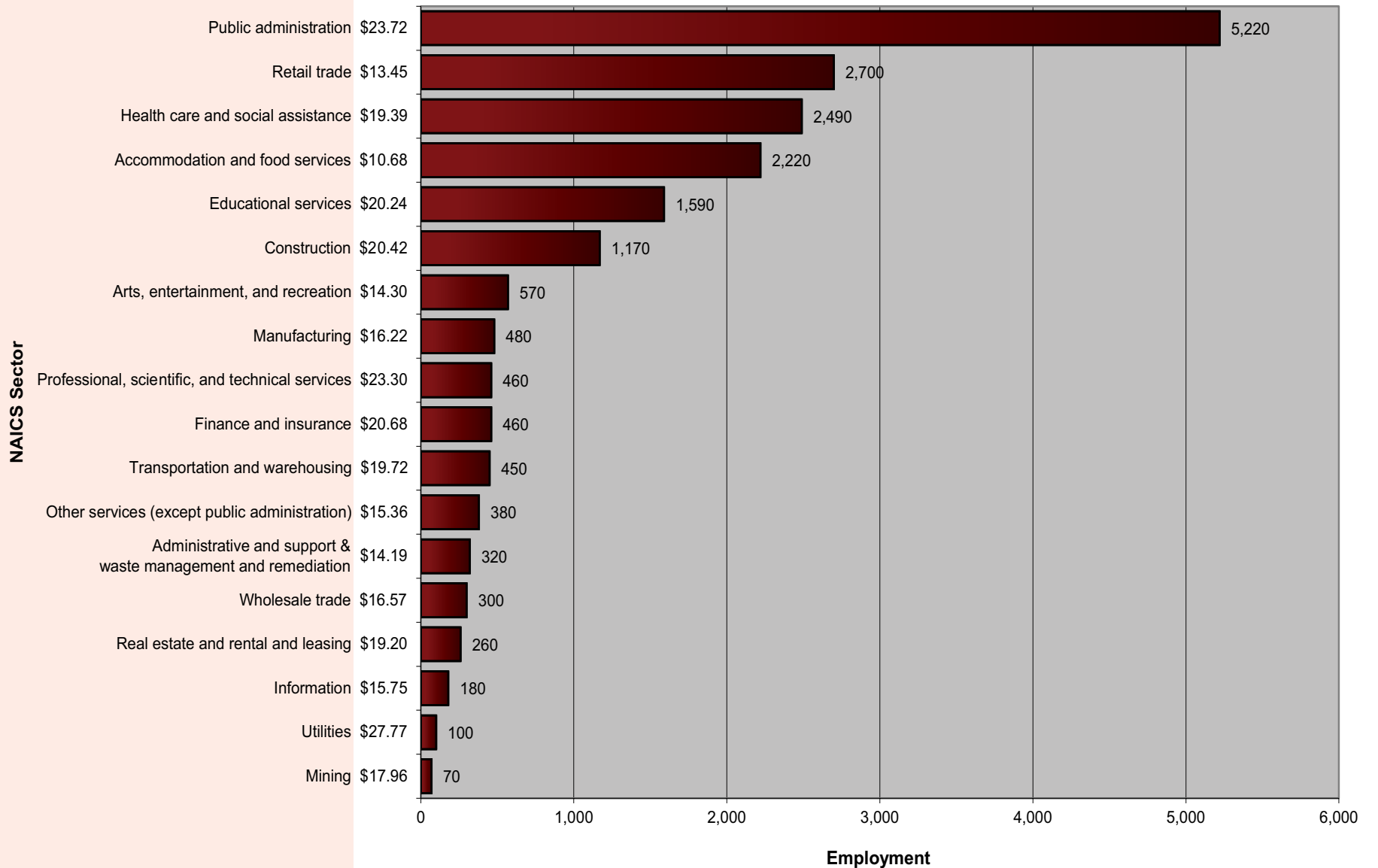


Table 22. Percentile Wages by Industry (Central Colorado BOS Area, May 2014)

NAICS Sector	Average Hourly	Average Annual	PRSE*	10 th Percentile Hourly	10 th Percentile Annual	25 th Percentile Hourly	25 th Percentile Annual	Median Hourly	Median Annual	75 th Percentile Hourly	75 th Percentile Annual	90 th Percentile Hourly	90 th Percentile Annual
Utilities	\$27.77	\$57,761	14.06	\$9.46	\$19,667	\$18.60	\$38,688	\$29.09	\$60,516	\$34.76	\$72,296	\$43.31	\$90,091
Public administration	\$23.72	\$49,332	0.91	\$14.30	\$29,739	\$19.10	\$39,727	\$22.15	\$46,072	\$28.22	\$58,693	\$33.46	\$69,594
Educational services	\$20.24	\$42,098	1.48	\$10.62	\$22,081	\$13.66	\$28,422	\$18.71	\$38,926	\$23.83	\$49,559	\$32.33	\$67,249
Construction	\$20.42	\$42,464	4.13	\$11.18	\$23,249	\$14.45	\$30,051	\$18.28	\$38,032	\$23.72	\$49,337	\$33.34	\$69,347
Transportation and warehousing	\$19.72	\$41,017	4.2	\$8.78	\$18,258	\$12.11	\$25,183	\$17.54	\$36,489	\$26.21	\$54,526	\$32.53	\$67,664
Professional, scientific, and technical services	\$23.30	\$48,463	10.55	\$8.90	\$18,508	\$12.21	\$25,396	\$17.39	\$36,173	\$27.14	\$56,455	\$48.63	\$101,158
Mining	\$17.96	\$37,348	3.83	\$11.59	\$24,098	\$13.52	\$28,127	\$17.12	\$35,607	\$22.14	\$46,052	\$26.63	\$55,392
Wholesale trade	\$16.57	\$34,473	4.83	\$8.89	\$18,493	\$10.41	\$21,662	\$15.04	\$31,281	\$18.63	\$38,741	\$26.78	\$55,702
Finance and insurance	\$20.68	\$43,021	4.75	\$10.56	\$21,955	\$12.26	\$25,496	\$14.76	\$30,704	\$20.84	\$43,342	\$32.14	\$66,858
Manufacturing	\$16.22	\$33,733	3.72	\$9.07	\$18,873	\$11.45	\$23,816	\$14.31	\$29,764	\$17.98	\$37,388	\$23.37	\$48,611
Health care and social assistance	\$19.39	\$40,328	8.77	\$8.60	\$17,880	\$9.54	\$19,839	\$13.68	\$28,454	\$23.90	\$49,714	\$36.37	\$75,640
Real estate and rental and leasing	\$19.20	\$39,946	10.91	\$8.62	\$17,924	\$9.83	\$20,451	\$13.50	\$28,088	\$24.05	\$50,031	\$37.06	\$77,077
Administrative and support and waste management and remediation services	\$14.19	\$29,507	5.4	\$8.56	\$17,815	\$9.53	\$19,824	\$11.95	\$24,847	\$16.77	\$34,875	\$22.85	\$47,528
Other services (except public administration)	\$15.36	\$31,945	9.69	\$8.42	\$17,513	\$9.05	\$18,824	\$11.91	\$24,778	\$20.89	\$43,446	\$27.22	\$56,625
Information	\$15.75	\$32,768	8.07	\$8.44	\$17,546	\$9.09	\$18,904	\$11.51	\$23,933	\$22.27	\$46,317	\$30.03	\$62,463
Arts, entertainment, and recreation	\$14.30	\$29,747	7.58	\$8.51	\$17,708	\$9.29	\$19,331	\$11.10	\$23,087	\$15.78	\$32,823	\$25.63	\$53,315
Retail trade	\$13.45	\$27,975	2.05	\$8.42	\$17,522	\$9.06	\$18,844	\$10.95	\$22,785	\$14.68	\$30,532	\$21.39	\$44,496
Accommodation and food services	\$10.68	\$22,207	3.46	\$8.23	\$17,109	\$8.56	\$17,813	\$9.13	\$18,986	\$10.94	\$22,759	\$14.41	\$29,963

Technical Notes and Methodology

Scope of the survey

The Occupational Employment Statistics (OES) survey is a semiannual mail survey measuring occupational employment and wage rates for wage and salary workers in nonfarm establishments in the United States. OES data available from BLS include cross-industry occupational employment and wage estimates for the nation; nearly 650 areas, including states and the District of Columbia, metropolitan statistical areas (MSAs), metropolitan divisions, nonmetropolitan areas, and territories; national industry-specific estimates at the NAICS sector, 3-, 4-, and selected 5- and 6-digit industry levels; and national estimates by ownership across all industries and for schools and hospitals.

The OES survey is a cooperative effort between BLS and the State Workforce Agencies (SWAs). BLS funds the survey and provides the procedures and technical support, while the State Workforce Agencies collect most of the data. OES estimates are constructed from a sample of about 1.2 million establishments. Each year, forms are mailed to two semiannual panels of approximately 200,000 sampled establishments, one panel in May and the other in November. May 2014 estimates are based on responses from six semiannual panels collected over a 3-year period: May 2014, November 2013, May 2013, November 2012, May 2012, and November 2011. The overall national response rate for the six panels is 74.3 percent based on establishments and 70.5 percent based on employment. The unweighted employment of sampled establishments across all six semiannual panels represents approximately 57.1 percent of total national employment. (Response rates are slightly lower for these estimates due to the Federal shutdown in October 2013.)

The occupational coding system

The OES survey categorizes workers into 821 detailed occupations based on the Office of Management and Budget's 2010 Standard Occupational Classification (SOC) system. Together, these detailed occupations make up 22 of the 23 SOC major occupational groups. Major group 55, Military Specific Occupations, is not included. The major groups are as follows:

- Management occupations
- Business and financial operations occupations
- Computer and mathematical occupations
- Architecture and engineering occupations
- Life, physical, and social science occupations
- Community and social services occupations
- Legal occupations
- Education, training and library occupations
- Arts, design, entertainment, sports, and media occupations
- Healthcare practitioner and technical occupations
- Healthcare support occupations
- Protective service occupations
- Food preparation and serving related occupations
- Building and grounds cleaning and maintenance occupations
- Personal care and service occupations
- Sales and related occupations
- Office and administrative support occupations
- Farming, fishing, and forestry, occupations
- Construction, and extraction occupations
- Installation, maintenance, and repair occupations
- Production occupations
- Transportation and material moving occupations

- Military specific occupations (not surveyed in OES).

For more information about the SOC system, please see the BLS website at www.bls.gov/soc/.

The industry coding system

The May 2014 OES estimates are based on the 2012 North American Industry Classification System (NAICS). For more information about NAICS, see the BLS website at www.bls.gov/bls/naics.htm.

The OES survey excludes the majority of the agricultural sector, with the exception of logging (NAICS 113310), support activities for crop production (NAICS 1151), and support activities for animal production (NAICS 1152). Private households (NAICS 814) also are excluded. OES federal government data include the U.S. Postal Service and the federal executive branch only. All other industries, including state and local government, are covered by the survey.

The OES survey covers all full- and part-time wage and salary workers in nonfarm industries. The survey does not include the self-employed, owners and partners in unincorporated firms, household workers, or unpaid family workers.

Survey sample

The OES survey draws its sample from state unemployment insurance (UI) files. Supplemental sources are used for rail transportation (NAICS 4821) and Guam because they do not report to the UI program. The OES survey sample is stratified by metropolitan and nonmetropolitan area, industry, and size.

To provide the most occupational coverage, larger employers are more likely to be selected than smaller employers. An annual census is taken of the executive branch of the federal government, the U.S. Postal Service, and state government.

Concepts

Occupational employment is the estimate of total wage and salary employment in an occupation. The OES survey defines employment as the number of workers who can be classified as full- or part-time employees, including workers on paid vacations or other types of paid leave; workers on unpaid short-term absences; salaried officers, executives, and staff members of incorporated firms; employees temporarily assigned to other units; and employees for whom the reporting unit is their permanent duty station, regardless of whether that unit prepares their paycheck. The survey does not include the self-employed, owners and partners in unincorporated firms, household workers, or unpaid family workers.

Wages for the OES survey are straight-time, gross pay, exclusive of premium pay. Base rate; cost-of-living allowances; guaranteed pay; hazardous-duty pay; incentive pay, including commissions and production bonuses; and tips are included. Excluded are overtime pay, severance pay, shift differentials, nonproduction bonuses, employer cost for supplementary benefits, and tuition reimbursements.

OES receives wage rate data for the federal government, the U.S. Postal Service, and some state governments. For the remaining establishments, the OES survey collects wage data in 12 intervals.

The wage intervals used to collect data in May 2014 and November 2013 are as follows:

<i>Wage Intervals used for the May 2014 OES Survey</i>		
Interval	Hourly Wages	Annual Wages
Range A	Under \$9.25	Under \$19,240
Range B	\$9.25 to \$11.74	\$19,240 to \$24,439
Range C	\$11.75 to \$14.74	\$24,440 to \$30,679
Range D	\$14.75 to \$18.74	\$30,680 to \$38,999
Range E	\$18.75 to \$23.99	\$39,000 to \$49,919
Range F	\$24.00 to \$30.24	\$49,920 to \$62,919
Range G	\$30.25 to \$38.49	\$62,920 to \$80,079
Range H	\$38.50 to \$48.99	\$80,080 to \$101,919
Range I	\$49.00 to \$61.99	\$101,920 to \$128,959
Range J	\$62.00 to \$78.74	\$128,960 to \$163,799
Range K	\$78.75 to \$99.99	\$163,800 to \$207,999
Range L	\$100.00 and over	\$208,000 and over

The wage intervals used to collect data in May 2013, November 2012, May 2012, and November 2011 are as follows:

<i>Wage Intervals used for the May 2013 OES Survey</i>		
Interval	Hourly Wages	Annual Wages
Range A	Under \$9.25	Under \$19,240
Range B	\$9.25 to \$11.49	\$19,240 to \$23,919
Range C	\$11.50 to \$14.49	\$23,920 to \$30,159
Range D	\$14.50 to \$18.24	\$30,160 to \$37,959
Range E	\$18.25 to \$22.74	\$37,960 to \$47,319
Range F	\$22.75 to \$28.74	\$47,320 to \$59,799
Range G	\$28.75 to \$35.99	\$59,800 to \$74,879
Range H	\$36.00 to \$45.24	\$74,880 to \$94,119
Range I	\$45.25 to \$56.99	\$94,120 to \$118,559
Range J	\$57.00 to \$71.49	\$118,560 to \$148,719
Range K	\$71.50 to \$89.99	\$148,720 to \$187,199
Range L	\$90.00 and over	\$187,200 and over

For each occupation, respondents are asked to report the number of employees paid within specific wage intervals. The intervals are defined both as hourly rates and the corresponding annual rates, where the annual rate for an occupation is calculated by multiplying the hourly wage rate by a typical work year of 2,080 hours. The responding establishments are instructed to report the hourly rate for part-time workers, and to report annual rates for occupations that are typically paid at an annual rate but do not work 2,080 hours per year, such as

teachers, pilots, and flight attendants. Other workers, such as some entertainment workers, are paid hourly rates, but generally do not work 40 hours per week, year round. For these workers, only an hourly wage is reported.

Estimation methodology

The OES survey is designed to produce estimates by combining six panels of data collected over a 3-year period. Each OES panel includes

approximately 200,000 establishments. The full six-panel sample of nearly 1.2 million establishments allows the production of estimates at detailed levels of geography, industry, and occupation.

Wage updating. Significant reductions in sampling errors are obtained by combining six panels of data, particularly for small geographic areas and occupations. Wages for the current panel need no adjustment. However, wages in the five previous panels need to be updated to the current panel's reference period.

The OES program uses the BLS Employment Cost Index (ECI) to adjust survey data from prior panels before combining them with the current panel's data. The wage updating procedure adjusts each detailed occupation's wage rate, as measured in the earlier panel, according to the average movement of its broader occupational division.

Imputation. About 25 percent of establishments do not respond for a given panel. A "nearest neighbor" hot deck imputation procedure is used to impute missing occupational employment totals. A variant of mean imputation is used to impute missing wage distributions. In some cases, data for current panel nonrespondents are available for earlier panels. In those cases, the older data may be used and aged to represent the current reference period.

Weighting and benchmarking. The sampled establishments are weighted to represent all establishments for the reference period. Weights are further adjusted by the ratio of employment totals (the average of November 2013 and May 2014 employment) from the BLS Quarterly Census of Employment and Wages to employment totals from the OES survey.

Reliability of the estimates. Estimates calculated from a sample survey are subject to two types of error: sampling and nonsampling. Sampling error occurs when estimates are calculated from a subset (that is, a sample) of the population instead of the full population. When a sample of the population is surveyed, there is a chance that the sample estimate of the characteristic of interest may differ from the population value of that characteristic. Differences between the sample estimate and the population value will vary depending on the sample selected. This variability can be estimated by calculating the standard error (SE) of the sample estimate. If we were to repeat the sampling and estimation process countless times using the same survey design, approximately 90 percent of the intervals created by adding and subtracting 1.645 SEs from the sample estimate would include the population value. These intervals are called 90-percent confidence intervals. The OES survey, however, usually uses the relative standard error (RSE) of a sample estimate instead of its SE to measure sampling error. RSE is defined as the SE of a sample estimate divided by the sample estimate itself. This statistic provides the user with a measure of the relative precision of the sample estimate. RSEs are calculated for both occupational employment and mean wage rate estimates. Occupational employment RSEs are calculated using a subsample, random group replication technique called the jackknife. Mean wage rate RSEs are calculated using a variance components model that accounts for both the observed and unobserved components of the wage data. The variances of the unobserved components are estimated using wage data from the BLS National Compensation Survey. In general, estimates based on many establishments have lower RSEs than estimates based on few establishments. If the distributional assumptions of the models are violated, the resulting confidence intervals may not reflect the prescribed level of confidence.

Nonsampling error occurs for a variety of reasons, none of which are directly connected to sampling. Examples of nonsampling error include: nonresponse, data incorrectly reported by the respondent, errors in the administrative data used to create the sampling frame, mistakes made in entering collected data into the database, and mistakes made in editing and processing the collected data. Every attempt is made to minimize nonsampling error through survey methods such as data editing, imputation methods, and benchmarking of data to current employment totals.

Changes and special procedures for the May 2014 estimates

In previous sets of estimates, local government gambling establishments and casino hotels were included in OES-defined industry 999300 Local Government. Beginning with the May 2014

estimates, local government gambling establishments and casino hotels will be included in NAICS 7132 Gambling Industries and 72112 Casino Hotels, respectively, along with private sector establishments in those industries.

The Quarterly Census of Employment and Wages program, from which the OES sample is drawn, has recently begun coding some establishments that were historically found in NAICS 814110 Private Households to NAICS 624120 Services for the Elderly and Persons with Disabilities. Private households are out of scope for OES, so this shift caused a scope increase for OES in NAICS 624120. Because this scope increase affected only the most recent (May 2014) of the six survey panels used to produce the May 2014 OES estimates, the units that shifted industries were removed from the survey data and not used in estimation.

Definitions

Covered Employment

Employment covered by state unemployment insurance laws or, for federal workers, covered by the Unemployment Compensation for Federal Employees program.

Establishment

A business, usually at a particular physical location, that engages in one or more types of economic activity; for example, a factory, mine, store, or office. Generally a single establishment produces a single good or provides a single service. An enterprise (a private firm, government, or non-profit organization) could consist of a single

establishment or multiple establishments. A multi-establishment enterprise could have all its establishments in one industry (ie, a chain), or could have various establishments in different industries (ie, a conglomerate). Some establishments, such as construction firms, may have a small fixed base but perform the bulk of their economic activity at various jobsites.

Occupation

A set of activities or tasks employees are paid to perform. Employees that perform essentially the same tasks are in the same occupation, whether or not they are in the same industry. Some occupations are concentrated in a few particular industries; other occupations are found in the majority of industries.

Colorado Regions: Metropolitan Statistical Areas (MSAs) and Balance of State (BOS) Areas

Area Code	County Code	County Name	Area Code	County Code	County Name	Area Code	County Code	County Name
Boulder MSA			Eastern & Southern Colorado BOS Area			Western Colorado BOS Area		
14500	013	BOULDER	00001	003	ALAMOSA	00002	007	ARCHULETA
Colorado Springs MSA			00001	009	BACA	00002	029	DELTA
17820	041	EL PASO	00001	011	BENT	00002	033	DOLORES
17820	119	TELLER	00001	017	CHEYENNE	00002	045	GARFIELD
Denver-Aurora MSA			00001	021	CONEJOS	00002	051	GUNNISON
19740	001	ADAMS	00001	023	COSTILLA	00002	053	HINSDALE
19740	005	ARAPAHOE	00001	025	CROWLEY	00002	067	LA PLATA
19740	014	BROOMFIELD	00001	055	HUERFANO	00002	081	MOFFAT
19740	019	CLEAR CREEK	00001	061	KIOWA	00002	083	MONTEZUMA
19740	031	DENVER	00001	063	KIT CARSON	00002	085	MONTROSE
19740	035	DOUGLAS	00001	071	LAS ANIMAS	00002	091	OURAY
19740	039	ELBERT	00001	073	LINCOLN	00002	103	RIO BLANCO
19740	047	GILPIN	00001	075	LOGAN	00002	111	SAN JUAN
19740	059	JEFFERSON	00001	077	MINERAL	00002	113	SAN MIGUEL
19740	093	PARK	00001	087	MORGAN	North Central Colorado BOS Area		
Fort Collins-Loveland MSA			00001	089	OTERO	00003	037	EAGLE
22660	069	LARIMER	00001	095	PHILLIPS	00003	049	GRAND
Grand Junction MSA			00001	099	PROWERS	00003	057	JACKSON
24300	077	MESA	00001	105	RIO GRANDE	00003	065	LAKE
Greeley MSA			00001	109	SAGUACHE	00003	097	PITKIN
24540	123	WELD	00001	115	SEDGWICK	00003	107	ROUTT
Pueblo MSA			00001	121	WASHINGTON	00003	117	SUMMIT
39380	101	PUEBLO	00001	125	YUMA	Central Colorado BOS Area		
						00004	015	CHAFFEE
						00004	027	CUSTER
						00004	043	FREMONT

Occupational Code	Occupational Title	Employment Estimate	Employment Percentage Relative Standard Error	Average Hourly Wage	Average Annual Wage	Wage Percentage Relative Standard Error	10th Percentile (Hourly)	25th Percentile (Hourly)	50th Percentile (Hourly)	75th Percentile (Hourly)	90th Percentile (Hourly)	10th Percentile (Annual)	25th Percentile (Annual)	50th Percentile (Annual)	75th Percentile (Annual)	90th Percentile (Annual)
00-0000	Total all occupations	2367780	0.44	\$23.97	\$49,851	0.57	\$9.07	\$11.86	\$18.28	\$29.33	\$45.31	\$18,864	\$24,660	\$38,024	\$61,011	\$94,242
11-0000	Management Occupations	103470	1.2	\$56.80	\$118,134	0.68	\$24.51	\$34.50	\$49.85	\$70.90	\$92.72	\$50,972	\$71,751	\$103,684	\$147,473	\$192,856
11-1011	Chief Executives	1130	6.69	\$94.23	\$195,990	3.77	\$42.79	\$58.94	\$91.85	\$95.26	\$100.78	\$89,000	\$122,586	\$191,042	\$198,136	\$209,620
11-1021	General and Operations Managers	38580	1.68	\$58.77	\$122,240	1.02	\$22.51	\$32.53	\$48.20	\$75.48	\$94.28	\$46,811	\$67,671	\$100,247	\$156,998	\$196,097
11-1031	Legislators	600	13.32	#	\$60,641	6.58	#	#	#	#	#	\$17,633	\$19,123	\$57,304	\$83,382	\$95,560
11-2011	Advertising and Promotions Managers	460	35.08	\$63.39	\$131,855	7.46	\$28.48	\$40.15	\$62.11	\$73.11	\$94.29	\$59,240	\$83,517	\$129,192	\$152,067	\$196,127
11-2021	Marketing Managers	2540	6.82	\$67.88	\$141,195	2.41	\$32.81	\$46.85	\$64.09	\$84.00	\$94.07	\$68,245	\$97,443	\$133,308	\$174,726	\$195,667
11-2022	Sales Managers	4630	4.67	\$61.72	\$128,381	2.27	\$26.98	\$36.42	\$56.08	\$76.82	\$93.85	\$56,118	\$75,761	\$116,648	\$159,775	\$195,218
11-2031	Public Relations and Fundraising Managers	750	3.89	\$62.59	\$130,191	2.01	\$33.07	\$43.20	\$59.28	\$75.33	\$92.10	\$68,779	\$89,864	\$123,300	\$156,678	\$191,559
11-3011	Administrative Services Managers	2410	3.28	\$47.41	\$98,616	1.43	\$23.70	\$32.31	\$44.34	\$57.87	\$73.35	\$49,289	\$67,211	\$92,225	\$120,375	\$152,571
11-3021	Computer and Information Systems Managers	5910	4.29	\$71.23	\$148,168	1.59	\$43.66	\$54.31	\$67.33	\$82.80	\$93.75	\$90,823	\$112,962	\$140,037	\$172,215	\$194,991
11-3031	Financial Managers	5420	4.85	\$70.35	\$146,320	1.67	\$37.39	\$49.71	\$63.22	\$84.34	\$95.35	\$77,765	\$103,394	\$131,500	\$175,418	\$198,338
11-3051	Industrial Production Managers	1220	5.05	\$51.68	\$107,491	2.28	\$29.09	\$36.54	\$46.70	\$61.68	\$81.95	\$60,510	\$76,007	\$97,129	\$128,293	\$170,454
11-3061	Purchasing Managers	800	6.19	\$60.99	\$126,857	1.6	\$40.12	\$49.31	\$58.96	\$70.33	\$84.88	\$83,444	\$102,563	\$122,635	\$146,287	\$176,555
11-3071	Transportation, Storage, and Distribution Managers	1290	4.9	\$49.96	\$103,909	2.88	\$26.69	\$34.10	\$45.71	\$58.66	\$79.62	\$55,521	\$70,930	\$95,074	\$122,004	\$165,603
11-3111	Compensation and Benefits Managers	180	12.58	\$62.66	\$130,334	5.67	\$33.41	\$46.74	\$60.57	\$73.06	\$91.83	\$69,499	\$97,226	\$125,987	\$151,970	\$191,003
11-3121	Human Resources Managers	1410	4.08	\$64.30	\$133,738	1.65	\$38.74	\$47.76	\$58.99	\$75.98	\$92.05	\$80,581	\$99,340	\$122,692	\$158,044	\$191,473
11-3131	Training and Development Managers	350	7.19	\$53.94	\$112,198	2.72	\$33.43	\$40.11	\$50.91	\$64.44	\$78.90	\$69,537	\$83,419	\$105,903	\$134,041	\$164,103
11-9013	Farmers, Ranchers, and Other Agricultural Managers	#	#	\$22.83	\$47,480	10.97	\$14.22	\$17.27	\$20.81	\$23.81	\$36.22	\$29,570	\$35,923	\$43,280	\$49,528	\$75,335
11-9021	Construction Managers	5590	6.06	\$43.39	\$90,256	2.81	\$24.17	\$30.43	\$40.11	\$53.42	\$67.38	\$50,267	\$63,296	\$83,436	\$111,122	\$140,159
11-9031	Education Administrators, Preschool and Childcare Center/Program	760	15.78	\$22.34	\$46,463	4.28	\$13.27	\$15.86	\$19.24	\$26.56	\$35.12	\$27,597	\$32,979	\$40,028	\$55,246	\$73,041
11-9032	Education Administrators, Elementary and Secondary School	4230	0.85	#	\$84,368	0.95	#	#	#	#	#	\$61,367	\$71,968	\$85,270	\$96,497	\$112,238
11-9033	Education Administrators, Postsecondary	2370	3.35	\$42.07	\$87,506	2.77	\$22.53	\$28.27	\$37.10	\$48.56	\$69.08	\$46,866	\$58,807	\$77,162	\$100,999	\$143,687
11-9039	Education Administrators, All Other	580	7.1	\$40.64	\$84,529	2.21	\$23.70	\$29.48	\$37.18	\$51.07	\$61.41	\$49,300	\$61,313	\$77,331	\$106,217	\$127,723
11-9041	Architectural and Engineering Managers	3430	4.35	\$75.47	\$156,973	1.63	\$50.36	\$59.94	\$71.05	\$87.04	\$94.03	\$104,757	\$124,683	\$147,789	\$181,038	\$195,577
11-9051	Food Service Managers	2030	10.96	\$29.37	\$61,090	3.6	\$16.17	\$19.17	\$27.96	\$35.41	\$43.57	\$33,641	\$39,876	\$58,147	\$73,662	\$90,636
11-9061	Funeral Service Managers	90	27.49	\$38.22	\$79,492	16.91	\$21.80	\$29.81	\$33.75	\$37.44	\$47.43	\$45,334	\$62,012	\$70,192	\$77,877	\$98,656
11-9071	Gaming Managers	70	5.75	\$27.15	\$56,472	4.78	\$19.96	\$21.35	\$23.66	\$30.07	\$37.34	\$41,513	\$44,402	\$49,217	\$62,540	\$77,669
11-9081	Lodging Managers	550	18.85	\$33.01	\$68,667	9.18	\$18.17	\$21.00	\$26.22	\$34.38	\$47.60	\$37,788	\$43,687	\$54,536	\$71,502	\$99,000
11-9111	Medical and Health Services Managers	3880	3.54	\$53.87	\$112,057	2.32	\$30.31	\$38.23	\$48.68	\$62.60	\$83.43	\$63,036	\$79,528	\$101,250	\$130,215	\$173,531
11-9121	Natural Sciences Managers	1220	7.44	\$62.11	\$129,196	2.35	\$41.18	\$48.33	\$57.43	\$71.13	\$87.26	\$85,658	\$100,523	\$119,461	\$147,946	\$181,492
11-9131	Postmasters and Mail Superintendents	270	0	\$31.33	\$65,159	0.62	\$20.55	\$25.65	\$31.13	\$37.32	\$41.21	\$42,754	\$53,362	\$64,750	\$77,627	\$85,722
11-9141	Property, Real Estate, and Community Association Managers	1990	10.4	\$40.92	\$85,116	4.72	\$19.36	\$22.91	\$31.22	\$50.17	\$79.73	\$40,279	\$47,655	\$64,938	\$104,351	\$165,844
11-9151	Social and Community Service Managers	1300	5.67	\$35.12	\$73,049	1.8	\$19.68	\$25.42	\$32.97	\$42.95	\$54.95	\$40,938	\$52,868	\$68,578	\$89,334	\$114,288
11-9161	Emergency Management Directors	140	5.74	\$33.13	\$68,910	2.02	\$17.91	\$23.67	\$32.99	\$42.61	\$48.41	\$37,254	\$49,237	\$68,615	\$88,621	\$100,691
11-9199	Managers, All Other	7230	2.42	\$57.21	\$118,998	1.37	\$30.59	\$41.65	\$53.97	\$68.18	\$87.33	\$63,635	\$86,622	\$112,251	\$141,815	\$181,636
13-0000	Business and Financial Operations Occupations	160300	1.33	\$35.56	\$73,969	0.73	\$17.80	\$23.83	\$32.29	\$43.29	\$56.52	\$37,025	\$49,576	\$67,164	\$90,039	\$117,559
13-1011	Agents and Business Managers of Artists, Performers, and Athletes	80	14.29	\$36.74	\$76,418	16.55	\$10.87	\$13.20	\$23.49	\$42.57	\$91.81	\$22,599	\$27,458	\$48,854	\$88,556	\$190,966
13-1021	Buyers and Purchasing Agents, Farm Products	100	16.57	\$29.81	\$62,013	3.83	\$17.74	\$21.65	\$28.62	\$36.09	\$43.87	\$36,906	\$45,030	\$59,524	\$75,073	\$91,239
13-1022	Wholesale and Retail Buyers, Except Farm Products	1560	8.33	\$25.27	\$52,568	2.95	\$14.00	\$17.08	\$22.50	\$30.26	\$40.32	\$29,110	\$35,528	\$46,790	\$62,949	\$83,865
13-1023	Purchasing Agents, Except Wholesale, Retail, and Farm Products	5880	3.25	\$32.46	\$67,527	1.3	\$18.95	\$24.24	\$30.75	\$40.00	\$48.16	\$39,409	\$50,419	\$63,956	\$83,204	\$100,174
13-1031	Claims Adjusters, Examiners, and Investigators	4190	14.13	\$32.24	\$67,060	1.96	\$21.24	\$26.08	\$31.67	\$37.90	\$45.22	\$44,174	\$54,236	\$65,875	\$78,825	\$94,054
13-1032	Insurance Appraisers, Auto Damage	90	18.88	\$34.60	\$71,974	4.75	\$17.90	\$28.87	\$35.78	\$42.08	\$46.82	\$37,231	\$60,058	\$74,432	\$87,531	\$97,394
13-1041	Compliance Officers, Except Agriculture, Construction, Health and Safety, and Transportation	4550	3.8	\$33.54	\$69,764	1.26	\$19.75	\$24.51	\$31.59	\$40.62	\$50.79	\$41,070	\$50,975	\$65,710	\$84,499	\$105,647

Data unavailable

Occupational Code	Occupational Title	Employment Estimate	Employment Percentage Relative Standard Error	Average Hourly Wage	Average Annual Wage	Wage Percentage Relative Standard Error	10th Percentile (Hourly)	25th Percentile (Hourly)	50th Percentile (Hourly)	75th Percentile (Hourly)	90th Percentile (Hourly)	10th Percentile (Annual)	25th Percentile (Annual)	50th Percentile (Annual)	75th Percentile (Annual)	90th Percentile (Annual)
13-1051	Cost Estimators	5290	4.74	\$30.24	\$62,897	1.46	\$17.06	\$21.50	\$28.89	\$37.18	\$45.96	\$35,489	\$44,725	\$60,095	\$77,343	\$95,598
13-1071	Human Resources Specialists	9330	3.38	\$31.59	\$65,701	0.89	\$17.22	\$22.26	\$29.53	\$38.64	\$48.55	\$35,826	\$46,302	\$61,421	\$80,373	\$100,976
13-1075	Labor Relations Specialists	600	29.03	\$31.00	\$64,486	7.87	\$8.92	\$23.84	\$31.37	\$41.27	\$47.61	\$18,563	\$49,587	\$65,247	\$85,848	\$99,031
13-1081	Logisticians	2830	5.47	\$37.85	\$78,737	1.96	\$22.67	\$27.80	\$35.63	\$45.97	\$58.13	\$47,162	\$57,825	\$74,114	\$95,610	\$120,912
13-1111	Management Analysts	7870	4.87	\$44.39	\$92,334	3.03	\$22.02	\$28.60	\$38.68	\$52.51	\$78.57	\$45,803	\$59,488	\$80,445	\$109,214	\$163,432
13-1121	Meeting, Convention, and Event Planners	2110	6.82	\$21.61	\$44,947	2.65	\$11.68	\$15.19	\$20.01	\$26.63	\$34.44	\$24,294	\$31,589	\$41,612	\$55,386	\$71,631
13-1131	Fundraisers	1170	6.25	\$27.96	\$58,153	1.95	\$15.76	\$19.72	\$26.55	\$34.84	\$43.89	\$32,777	\$41,017	\$55,215	\$72,470	\$91,283
13-1141	Compensation, Benefits, and Job Analysis Specialists	1000	3.98	\$33.28	\$69,219	1.26	\$20.23	\$25.34	\$32.02	\$40.17	\$47.87	\$42,078	\$52,709	\$66,598	\$83,557	\$99,580
13-1151	Training and Development Specialists	4840	4.17	\$30.89	\$64,244	1.03	\$17.21	\$22.32	\$29.74	\$37.37	\$46.39	\$35,804	\$46,419	\$61,866	\$77,731	\$96,483
13-1161	Market Research Analysts and Marketing Specialists	12040	3.95	\$37.48	\$77,967	3.17	\$17.27	\$23.45	\$32.20	\$44.90	\$63.43	\$35,926	\$48,772	\$66,975	\$93,400	\$131,939
13-1199	Business Operations Specialists, All Other	41440	1.91	\$36.58	\$76,091	1.28	\$17.65	\$24.23	\$33.95	\$45.41	\$58.90	\$36,709	\$50,406	\$70,606	\$94,461	\$122,514
13-2011	Accountants and Auditors	31900	2.48	\$35.59	\$74,023	0.97	\$19.32	\$24.27	\$32.44	\$43.14	\$55.82	\$40,185	\$50,479	\$67,473	\$89,722	\$116,097
13-2021	Appraisers and Assessors of Real Estate	1750	12.1	\$28.86	\$60,029	7.46	\$11.41	\$18.17	\$26.27	\$39.37	\$47.30	\$23,727	\$37,799	\$54,634	\$81,899	\$98,392
13-2031	Budget Analysts	970	2.75	\$35.93	\$74,725	0.99	\$24.73	\$29.22	\$35.29	\$42.39	\$48.33	\$51,434	\$60,779	\$73,402	\$88,163	\$100,520
13-2041	Credit Analysts	1350	10.67	\$34.72	\$72,221	5.29	\$20.10	\$24.85	\$30.85	\$41.02	\$56.36	\$41,809	\$51,695	\$64,174	\$85,327	\$117,227
13-2051	Financial Analysts	3520	18.83	\$48.59	\$101,062	8.58	\$24.18	\$29.94	\$36.02	\$55.88	\$91.87	\$50,301	\$62,278	\$74,924	\$116,224	\$191,097
13-2052	Personal Financial Advisors	3410	11.75	\$46.85	\$97,448	6.97	\$17.59	\$27.63	\$36.90	\$50.41	\$93.86	\$36,595	\$57,474	\$76,751	\$104,856	\$195,235
13-2053	Insurance Underwriters	1100	14.01	\$34.28	\$71,298	3.8	\$20.00	\$24.93	\$32.62	\$42.67	\$52.91	\$41,596	\$51,861	\$67,843	\$88,755	\$110,055
13-2061	Financial Examiners	520	6.82	\$39.18	\$81,487	2.62	\$22.81	\$27.17	\$34.29	\$48.83	\$65.67	\$47,438	\$56,512	\$71,322	\$101,564	\$136,604
13-2071	Credit Counselors	270	21.9	\$28.55	\$59,377	8.44	\$15.63	\$17.70	\$23.55	\$39.49	\$45.47	\$32,506	\$36,811	\$48,974	\$82,136	\$94,574
13-2072	Loan Officers	5080	5.83	\$36.73	\$76,401	2.94	\$13.94	\$22.46	\$32.70	\$45.46	\$63.64	\$28,991	\$46,715	\$68,025	\$94,567	\$132,376
13-2081	Tax Examiners and Collectors, and Revenue Agents	760	0.67	\$30.18	\$62,770	1	\$19.15	\$20.90	\$27.22	\$37.52	\$46.91	\$39,841	\$43,478	\$56,621	\$78,050	\$97,570
13-2082	Tax Preparers	1430	15.34	\$24.13	\$50,182	10.74	\$9.83	\$10.95	\$19.54	\$31.84	\$50.08	\$20,437	\$22,783	\$40,654	\$66,236	\$104,168
13-2099	Financial Specialists, All Other	3280	8.63	\$32.77	\$68,157	2.92	\$14.45	\$23.85	\$31.67	\$41.46	\$51.17	\$30,050	\$49,603	\$65,875	\$86,236	\$106,425
15-0000	Computer and Mathematical Occupations	96120	1.96	\$42.59	\$88,594	1.05	\$21.68	\$30.21	\$41.02	\$53.45	\$66.15	\$45,097	\$62,830	\$85,318	\$111,168	\$137,600
15-1111	Computer and Information Research Scientists	170	16.28	\$50.55	\$105,141	4.18	\$26.40	\$37.34	\$51.17	\$65.50	\$71.48	\$54,902	\$77,673	\$106,429	\$136,243	\$148,673
15-1121	Computer Systems Analysts	9730	7.22	\$45.83	\$95,318	4.97	\$27.38	\$33.11	\$41.66	\$53.50	\$67.59	\$56,942	\$68,877	\$86,663	\$111,284	\$140,583
15-1122	Information Security Analysts	1480	11.23	\$45.15	\$93,916	1.36	\$30.47	\$37.14	\$44.50	\$54.22	\$62.77	\$63,370	\$77,251	\$92,559	\$112,770	\$130,565
15-1131	Computer Programmers	4160	6.21	\$44.26	\$92,068	4.65	\$25.31	\$31.83	\$40.15	\$53.32	\$77.67	\$52,652	\$66,210	\$83,509	\$110,908	\$161,547
15-1132	Software Developers, Applications	22680	4.75	\$48.84	\$101,588	1.32	\$30.04	\$37.74	\$47.55	\$58.75	\$70.91	\$62,485	\$78,500	\$98,909	\$122,199	\$147,497
15-1133	Software Developers, Systems Software	11190	5.14	\$51.04	\$106,173	1.58	\$32.26	\$40.38	\$50.33	\$61.32	\$72.96	\$67,102	\$83,991	\$104,685	\$127,536	\$151,763
15-1134	Web Developers	2910	10.24	\$29.71	\$61,803	2.79	\$15.95	\$20.10	\$26.55	\$37.22	\$47.37	\$33,170	\$41,814	\$55,227	\$77,417	\$98,528
15-1141	Database Administrators	2490	8.18	\$45.21	\$94,044	2.34	\$25.07	\$35.61	\$46.42	\$55.26	\$63.94	\$52,150	\$74,077	\$96,561	\$114,934	\$133,000
15-1142	Network and Computer Systems Administrators	10340	3.31	\$38.54	\$80,155	0.8	\$23.89	\$30.07	\$38.08	\$46.41	\$55.82	\$49,686	\$62,551	\$79,207	\$96,539	\$116,108
15-1143	Computer Network Architects	4200	9	\$48.49	\$100,850	2.1	\$27.42	\$37.51	\$48.86	\$58.94	\$70.90	\$57,028	\$78,013	\$101,632	\$122,587	\$147,466
15-1151	Computer User Support Specialists	13260	3.77	\$26.24	\$54,578	1.39	\$15.55	\$19.31	\$24.48	\$31.80	\$40.39	\$32,337	\$40,163	\$50,910	\$66,139	\$84,010
15-1152	Computer Network Support Specialists	3910	8.94	\$33.16	\$68,966	2.29	\$19.24	\$23.60	\$31.19	\$41.89	\$51.42	\$40,016	\$49,083	\$64,880	\$87,122	\$106,963
15-1199	Computer Occupations, All Other	7760	4.45	\$44.15	\$91,841	2.38	\$25.19	\$33.04	\$43.03	\$53.68	\$63.83	\$52,401	\$68,722	\$89,494	\$111,646	\$132,764
15-2011	Actuaries	450	48.77	#	#	#	#	#	#	#	#	#	#	#	#	#
15-2021	Mathematicians	40	3.06	\$34.73	\$72,242	9.94	\$17.40	\$20.78	\$27.62	\$48.05	\$65.51	\$36,192	\$43,212	\$57,448	\$99,942	\$136,255
15-2031	Operations Research Analysts	850	10.83	\$40.31	\$83,850	2.61	\$24.77	\$29.61	\$38.58	\$49.39	\$59.17	\$51,511	\$61,584	\$80,252	\$102,733	\$123,083
15-2041	Statisticians	450	10.94	\$38.44	\$79,955	2.25	\$24.69	\$29.91	\$37.33	\$45.78	\$55.11	\$51,348	\$62,219	\$77,644	\$95,216	\$114,638
15-2099	Mathematical Science Occupations, All Other	40	5.68	\$48.89	\$101,692	9.12	\$20.21	\$32.80	\$45.49	\$69.24	\$78.64	\$42,039	\$68,218	\$94,613	\$144,018	\$163,581
17-0000	Architecture and Engineering Occupations	56640	2.16	\$41.89	\$87,123	1.26	\$20.95	\$28.70	\$38.69	\$52.12	\$67.34	\$43,579	\$59,705	\$80,467	\$108,405	\$140,072
17-1011	Architects, Except Landscape and Naval	2710	6.24	\$35.42	\$73,681	3.53	\$19.91	\$24.79	\$33.91	\$43.84	\$51.98	\$41,417	\$51,556	\$70,533	\$91,189	\$108,110
17-1012	Landscape Architects	510	26.26	\$36.04	\$74,973	2.42	\$25.04	\$29.94	\$35.33	\$42.65	\$49.39	\$52,091	\$62,268	\$73,488	\$88,715	\$102,741
17-1021	Cartographers and Photogrammetrists	660	9.86	\$33.89	\$70,500	2.87	\$21.05	\$26.84	\$33.52	\$40.62	\$46.94	\$43,777	\$55,832	\$69,713	\$84,484	\$97,628
17-1022	Surveyors	1150	9.02	\$27.37	\$56,924	3.26	\$14.42	\$18.68	\$26.18	\$35.42	\$43.14	\$30,001	\$38,847	\$54,465	\$73,678	\$89,729

Data unavailable

Occupational Code	Occupational Title	Employment Estimate	Employment Percentage Relative Standard Error	Average Hourly Wage	Average Annual Wage	Wage Percentage Relative Standard Error	10th Percentile (Hourly)	25th Percentile (Hourly)	50th Percentile (Hourly)	75th Percentile (Hourly)	90th Percentile (Hourly)	10th Percentile (Annual)	25th Percentile (Annual)	50th Percentile (Annual)	75th Percentile (Annual)	90th Percentile (Annual)
17-2011	Aerospace Engineers	2360	13.47	\$59.14	\$123,014	4.96	\$36.27	\$46.50	\$57.20	\$70.60	\$84.85	\$75,438	\$96,718	\$118,977	\$146,847	\$176,491
17-2021	Agricultural Engineers	20	21.83	\$37.40	\$77,790	2.76	\$26.45	\$32.52	\$36.23	\$38.90	\$45.44	\$55,010	\$67,642	\$75,362	\$80,909	\$94,511
17-2031	Biomedical Engineers	480	8.88	\$46.15	\$95,999	2.9	\$29.99	\$36.74	\$45.05	\$55.66	\$66.48	\$62,379	\$76,410	\$93,694	\$115,777	\$138,278
17-2041	Chemical Engineers	590	11.38	\$45.20	\$94,010	3.94	\$21.00	\$31.86	\$42.91	\$59.61	\$72.65	\$43,686	\$66,263	\$89,252	\$123,991	\$151,110
17-2051	Civil Engineers	6960	5.55	\$41.10	\$85,489	1.62	\$25.19	\$30.88	\$38.35	\$47.95	\$58.58	\$52,405	\$64,236	\$79,764	\$99,743	\$121,841
17-2061	Computer Hardware Engineers	3710	10.44	\$51.36	\$106,837	3.05	\$30.17	\$40.17	\$51.66	\$63.20	\$73.79	\$62,759	\$83,554	\$107,450	\$131,456	\$153,487
17-2071	Electrical Engineers	3690	7.49	\$46.80	\$97,343	1.9	\$29.02	\$35.50	\$44.86	\$55.42	\$67.31	\$60,355	\$73,840	\$93,307	\$115,277	\$140,011
17-2072	Electronics Engineers, Except Computer	4950	6.77	\$48.35	\$100,569	2.22	\$30.48	\$36.33	\$46.07	\$60.20	\$71.71	\$63,396	\$75,565	\$95,818	\$125,221	\$149,153
17-2081	Environmental Engineers	2040	13.76	\$41.65	\$86,625	2.98	\$25.36	\$31.52	\$40.40	\$51.39	\$58.03	\$52,744	\$65,558	\$84,033	\$106,896	\$120,693
17-2111	Health and Safety Engineers, Except Mining Safety Engineers and Inspectors	420	15.93	\$46.82	\$97,386	2.13	\$31.64	\$37.25	\$46.45	\$56.87	\$65.82	\$65,803	\$77,475	\$96,607	\$118,282	\$136,913
17-2112	Industrial Engineers	2740	5.48	\$43.09	\$89,635	1.47	\$26.21	\$33.25	\$42.32	\$52.37	\$62.00	\$54,513	\$69,163	\$88,025	\$108,928	\$128,954
17-2131	Materials Engineers	600	18.09	\$52.34	\$108,864	3.53	\$29.90	\$38.70	\$52.21	\$61.92	\$82.36	\$62,188	\$80,488	\$108,588	\$128,788	\$171,303
17-2141	Mechanical Engineers	6220	6.46	\$42.71	\$88,835	2.84	\$24.18	\$31.25	\$39.26	\$52.59	\$67.71	\$50,303	\$64,992	\$81,661	\$109,386	\$140,836
17-2151	Mining and Geological Engineers, Including Mining Safety Engineers	640	21.33	\$61.12	\$127,130	7.41	\$31.36	\$37.12	\$49.86	\$75.95	\$93.56	\$65,236	\$77,210	\$103,703	\$157,984	\$194,615
17-2171	Petroleum Engineers	1850	13.45	\$73.06	\$151,962	3.92	\$38.82	\$50.09	\$64.88	\$90.87	\$94.51	\$80,751	\$104,185	\$134,949	\$189,003	\$196,571
17-2199	Engineers, All Other	1590	6.54	\$48.92	\$101,753	2.28	\$29.82	\$38.33	\$48.17	\$59.27	\$71.79	\$62,021	\$79,729	\$100,186	\$123,290	\$149,325
17-3011	Architectural and Civil Drafters	1790	10.1	\$26.48	\$55,075	3.17	\$16.18	\$19.96	\$24.92	\$31.64	\$38.58	\$33,655	\$41,523	\$51,837	\$65,818	\$80,251
17-3012	Electrical and Electronics Drafters	760	13.8	\$31.64	\$65,807	3.46	\$19.21	\$23.93	\$29.29	\$37.96	\$47.54	\$39,964	\$49,769	\$60,929	\$78,957	\$98,883
17-3013	Mechanical Drafters	1000	12.86	\$26.66	\$55,462	2.97	\$15.39	\$19.27	\$25.64	\$32.35	\$39.63	\$32,012	\$40,082	\$53,339	\$67,292	\$82,434
17-3019	Drafters, All Other	280	18.05	\$26.43	\$54,973	2.34	\$16.27	\$20.32	\$26.27	\$32.22	\$36.67	\$33,841	\$42,274	\$54,652	\$67,015	\$76,268
17-3021	Aerospace Engineering and Operations Technicians	310	17.59	\$35.65	\$74,161	2.87	\$24.15	\$30.07	\$36.23	\$42.50	\$47.97	\$50,236	\$62,537	\$75,368	\$88,391	\$99,776
17-3022	Civil Engineering Technicians	1070	11.63	\$24.51	\$50,981	2.72	\$14.53	\$17.90	\$24.66	\$29.84	\$34.43	\$30,230	\$37,231	\$51,294	\$62,061	\$71,614
17-3023	Electrical and Electronics Engineering Technicians	2040	8.97	\$30.22	\$62,866	1.56	\$18.86	\$23.52	\$30.59	\$35.61	\$41.94	\$39,225	\$48,929	\$63,635	\$74,066	\$87,232
17-3024	Electro-Mechanical Technicians	120	28.81	\$26.40	\$54,914	6.5	\$16.17	\$19.53	\$26.57	\$31.81	\$35.92	\$33,640	\$40,613	\$55,275	\$66,156	\$74,721
17-3025	Environmental Engineering Technicians	580	33.24	\$26.01	\$54,096	10.34	\$15.95	\$18.92	\$25.24	\$29.49	\$41.15	\$33,180	\$39,346	\$52,507	\$61,346	\$65,600
17-3026	Industrial Engineering Technicians	470	9.38	\$27.52	\$57,252	2.71	\$16.12	\$19.84	\$26.43	\$34.33	\$42.03	\$33,524	\$41,262	\$54,969	\$71,410	\$87,428
17-3027	Mechanical Engineering Technicians	450	11.98	\$29.58	\$61,527	3.1	\$15.35	\$21.75	\$29.29	\$37.65	\$44.25	\$31,932	\$45,233	\$60,932	\$78,309	\$92,046
17-3029	Engineering Technicians, Except Drafters, All Other	1640	11.58	\$33.68	\$70,061	3.01	\$18.91	\$25.91	\$32.90	\$39.47	\$47.13	\$39,342	\$53,899	\$68,431	\$82,092	\$98,034
17-3031	Surveying and Mapping Technicians	#	#	\$22.12	\$46,014	4.03	\$15.09	\$17.00	\$20.89	\$26.19	\$31.40	\$31,395	\$35,361	\$43,445	\$54,475	\$65,305
19-0000	Life, Physical, and Social Science Occupations	28760	2.47	\$34.58	\$71,923	1.13	\$16.08	\$21.93	\$30.82	\$43.85	\$57.85	\$33,438	\$45,619	\$64,104	\$91,202	\$120,318
19-1012	Food Scientists and Technologists	190	10.55	\$35.13	\$73,079	4.68	\$20.25	\$24.29	\$32.92	\$43.84	\$57.20	\$42,120	\$50,523	\$68,465	\$91,189	\$118,986
19-1013	Soil and Plant Scientists	360	22.84	\$25.46	\$52,956	7.94	\$14.23	\$17.22	\$22.69	\$31.61	\$38.00	\$29,598	\$35,817	\$47,205	\$65,755	\$79,039
19-1021	Biochemists and Biophysicists	480	8.26	\$38.75	\$80,596	7.11	\$18.85	\$22.29	\$29.58	\$45.39	\$70.03	\$39,205	\$46,357	\$61,518	\$94,406	\$145,669
19-1022	Microbiologists	430	11.32	\$33.12	\$68,888	4.72	\$18.00	\$23.87	\$28.85	\$39.44	\$51.16	\$37,432	\$49,658	\$60,000	\$82,045	\$106,419
19-1023	Zoologists and Wildlife Biologists	560	7.88	\$31.09	\$64,665	1	\$21.34	\$26.11	\$28.95	\$34.99	\$42.65	\$44,384	\$54,318	\$60,211	\$72,783	\$88,702
19-1029	Biological Scientists, All Other	590	5.64	\$34.11	\$70,941	1.95	\$18.94	\$27.87	\$32.91	\$38.99	\$46.62	\$39,404	\$57,974	\$68,452	\$81,094	\$96,964
19-1031	Conservation Scientists	1070	9.38	\$33.02	\$68,692	2.01	\$20.36	\$23.84	\$30.35	\$38.27	\$49.00	\$42,354	\$49,588	\$63,135	\$79,603	\$101,928
19-1032	Foresters	190	3.05	\$27.41	\$57,009	1.08	\$16.57	\$23.03	\$28.15	\$33.42	\$36.24	\$34,472	\$47,906	\$58,554	\$69,514	\$75,377
19-1041	Epidemiologists	250	24.98	\$40.62	\$84,481	8.47	\$24.05	\$27.64	\$32.75	\$61.25	\$69.98	\$50,025	\$57,487	\$68,119	\$127,408	\$145,549
19-1042	Medical Scientists, Except Epidemiologists	1300	5.25	\$31.57	\$65,660	2.45	\$18.51	\$21.70	\$28.25	\$36.91	\$51.85	\$38,494	\$45,143	\$58,754	\$76,764	\$107,850
19-1099	Life Scientists, All Other	70	0	\$24.77	\$51,518	1.71	\$13.95	\$17.36	\$21.80	\$31.25	\$42.43	\$29,021	\$36,111	\$45,351	\$65,009	\$88,244
19-2011	Astronomers	#	#	\$51.04	\$106,153	5.12	\$27.33	\$34.96	\$50.55	\$66.05	\$76.26	\$56,840	\$72,721	\$105,138	\$137,394	\$158,614
19-2012	Physicists	590	8.85	\$44.49	\$92,535	2	\$20.50	\$27.43	\$41.81	\$60.90	\$75.52	\$42,634	\$57,050	\$86,956	\$126,669	\$157,082
19-2021	Atmospheric and Space Scientists	1690	23.42	\$45.45	\$94,539	2.9	\$28.66	\$35.27	\$44.32	\$54.99	\$66.70	\$59,604	\$73,356	\$92,177	\$114,387	\$138,729
19-2031	Chemists	1790	8.13	\$37.12	\$77,201	3.39	\$19.08	\$24.44	\$34.75	\$48.03	\$59.54	\$39,691	\$50,833	\$72,274	\$99,895	\$123,849
19-2032	Materials Scientists	80	22.23	\$44.54	\$92,640	4.27	\$28.11	\$35.21	\$45.70	\$53.68	\$57.94	\$58,463	\$73,230	\$95,057	\$111,653	\$120,507
19-2041	Environmental Scientists and Specialists, Including Health	2890	8.59	\$38.22	\$79,506	1.93	\$22.34	\$28.10	\$35.59	\$46.90	\$57.19	\$46,462	\$58,439	\$74,018	\$97,553	\$118,958

Data unavailable

Occupational Code	Occupational Title	Employment Estimate	Employment Percentage Relative Standard Error	Average Hourly Wage	Average Annual Wage	Wage Percentage Relative Standard Error	10th Percentile (Hourly)	25th Percentile (Hourly)	50th Percentile (Hourly)	75th Percentile (Hourly)	90th Percentile (Hourly)	10th Percentile (Annual)	25th Percentile (Annual)	50th Percentile (Annual)	75th Percentile (Annual)	90th Percentile (Annual)
19-2042	Geoscientists, Except Hydrologists and Geographers	2600	10.79	\$52.56	\$109,329	4.05	\$23.93	\$35.58	\$48.33	\$67.74	\$86.13	\$49,784	\$74,002	\$100,521	\$140,905	\$179,152
19-2043	Hydrologists	400	24.5	\$46.25	\$96,205	2.82	\$30.17	\$36.90	\$44.23	\$54.94	\$65.55	\$62,748	\$76,750	\$91,992	\$114,272	\$136,340
19-2099	Physical Scientists, All Other	#	#	\$45.63	\$94,901	1.32	\$20.22	\$36.89	\$46.90	\$55.43	\$65.50	\$42,052	\$76,733	\$97,562	\$115,302	\$136,240
19-3011	Economists	290	15.78	\$43.49	\$90,465	2.61	\$25.41	\$30.61	\$41.83	\$52.60	\$63.83	\$52,859	\$63,668	\$87,010	\$109,405	\$132,760
19-3022	Survey Researchers	90	46.85	\$25.87	\$53,804	2.95	\$11.29	\$18.69	\$25.10	\$30.57	\$41.49	\$23,486	\$38,873	\$52,209	\$63,590	\$86,304
19-3031	Clinical, Counseling, and School Psychologists	2330	4.27	\$34.92	\$72,635	2.27	\$16.09	\$24.38	\$33.84	\$45.39	\$54.71	\$33,460	\$50,707	\$70,386	\$94,414	\$113,792
19-3032	Industrial-Organizational Psychologists	20	46.31	\$53.33	\$110,926	3.4	\$32.40	\$36.59	\$50.78	\$58.95	\$86.43	\$67,388	\$76,113	\$105,617	\$122,613	\$179,768
19-3039	Psychologists, All Other	220	4.92	\$37.36	\$77,706	3.95	\$17.03	\$23.25	\$42.64	\$48.05	\$52.59	\$35,414	\$48,359	\$88,693	\$99,943	\$109,395
19-3041	Sociologists	#	#	\$31.32	\$65,149	3.22	\$24.86	\$26.99	\$30.65	\$35.35	\$38.18	\$51,702	\$56,147	\$63,759	\$73,538	\$79,405
19-3051	Urban and Regional Planners	810	5.7	\$36.36	\$75,620	3.41	\$23.89	\$27.87	\$34.11	\$41.78	\$49.20	\$49,697	\$57,966	\$70,942	\$86,895	\$102,331
19-3091	Anthropologists and Archeologists	270	15.11	\$26.57	\$55,256	3.87	\$16.40	\$20.04	\$24.49	\$33.29	\$39.74	\$34,118	\$41,682	\$50,944	\$69,236	\$82,653
19-3092	Geographers	70	15.1	\$34.59	\$71,951	2.86	\$24.56	\$27.00	\$33.90	\$41.84	\$46.91	\$51,092	\$56,151	\$70,517	\$87,019	\$97,565
19-3093	Historians	80	26.23	\$39.05	\$81,217	1.69	\$25.31	\$31.91	\$38.02	\$46.35	\$54.02	\$52,649	\$66,363	\$79,089	\$96,412	\$112,357
19-3099	Social Scientists and Related Workers, All Other	760	1.85	\$36.19	\$75,268	1.15	\$21.64	\$27.91	\$35.30	\$45.02	\$51.46	\$45,018	\$58,051	\$73,429	\$93,648	\$107,028
19-4011	Agricultural and Food Science Technicians	200	17.51	\$18.00	\$37,442	4.58	\$10.54	\$13.00	\$17.65	\$21.43	\$24.12	\$21,924	\$27,045	\$36,709	\$44,568	\$50,160
19-4021	Biological Technicians	2540	3.82	\$22.17	\$46,111	1.53	\$14.72	\$16.83	\$20.54	\$26.45	\$32.77	\$30,623	\$35,005	\$42,729	\$55,023	\$68,158
19-4031	Chemical Technicians	840	9.89	\$20.90	\$43,480	2.51	\$10.86	\$15.22	\$19.94	\$26.93	\$32.85	\$22,597	\$31,656	\$41,472	\$56,014	\$68,329
19-4041	Geological and Petroleum Technicians	650	19.5	\$30.47	\$63,387	4.18	\$15.85	\$21.68	\$27.94	\$37.11	\$46.65	\$32,962	\$45,092	\$58,105	\$77,186	\$97,039
19-4061	Social Science Research Assistants	260	4.15	\$19.10	\$39,736	2.23	\$10.32	\$14.22	\$19.42	\$23.39	\$27.65	\$21,461	\$29,583	\$40,399	\$48,659	\$57,516
19-4091	Environmental Science and Protection Technicians, Including Health	830	16.76	\$22.14	\$46,044	2.65	\$14.89	\$16.73	\$20.67	\$25.85	\$30.83	\$30,973	\$34,803	\$43,002	\$53,772	\$64,134
19-4092	Forensic Science Technicians	320	4.09	\$29.70	\$61,786	1.44	\$20.91	\$24.40	\$28.51	\$34.32	\$40.05	\$43,496	\$50,749	\$59,311	\$71,377	\$83,301
19-4093	Forest and Conservation Technicians	1120	1.01	\$17.63	\$36,681	0.66	\$13.00	\$13.60	\$15.21	\$20.72	\$25.72	\$27,032	\$28,282	\$31,631	\$43,091	\$53,501
19-4099	Life, Physical, and Social Science Technicians, All Other	790	8.67	\$22.21	\$46,191	2.26	\$13.61	\$16.24	\$20.63	\$26.86	\$34.36	\$28,319	\$33,785	\$42,920	\$55,878	\$71,468
21-0000	Community and Social Services Occupations	31260	1.92	\$22.18	\$46,135	1.08	\$12.60	\$15.98	\$20.97	\$27.26	\$34.39	\$26,212	\$33,231	\$43,614	\$56,693	\$71,542
21-1011	Substance Abuse and Behavioral Disorder Counselors	1340	13.03	\$20.37	\$42,376	2.93	\$11.41	\$14.64	\$19.19	\$25.68	\$31.32	\$23,734	\$30,458	\$39,922	\$53,405	\$65,146
21-1012	Educational, Guidance, School, and Vocational Counselors	4510	2.34	\$22.82	\$47,458	1.52	\$14.22	\$17.60	\$21.99	\$27.70	\$33.66	\$29,575	\$36,607	\$45,729	\$57,621	\$70,016
21-1013	Marriage and Family Therapists	430	31.78	\$23.13	\$48,110	4.72	\$13.38	\$16.68	\$22.28	\$30.65	\$34.63	\$27,836	\$34,691	\$46,335	\$63,752	\$72,033
21-1014	Mental Health Counselors	3980	6.83	\$22.39	\$46,561	3.42	\$13.20	\$16.04	\$20.78	\$27.88	\$35.11	\$27,451	\$33,357	\$43,218	\$57,992	\$73,023
21-1015	Rehabilitation Counselors	1290	12.86	\$18.78	\$39,055	5.14	\$10.94	\$12.91	\$16.54	\$23.57	\$29.43	\$22,748	\$26,853	\$34,399	\$49,017	\$61,216
21-1019	Counselors, All Other	330	26.21	\$29.00	\$60,312	10.35	\$14.63	\$19.39	\$26.07	\$39.76	\$44.75	\$30,423	\$40,327	\$54,236	\$82,702	\$93,080
21-1021	Child, Family, and School Social Workers	5230	4.39	\$22.20	\$46,170	1.14	\$13.59	\$16.38	\$20.51	\$26.49	\$34.15	\$28,260	\$34,078	\$42,652	\$55,105	\$71,026
21-1022	Healthcare Social Workers	2110	4.58	\$26.32	\$54,754	2	\$16.24	\$19.61	\$25.06	\$30.62	\$36.52	\$33,780	\$40,781	\$52,132	\$63,697	\$75,970
21-1023	Mental Health and Substance Abuse Social Workers	1520	11.64	\$20.84	\$43,351	2.6	\$13.72	\$16.20	\$20.03	\$25.40	\$29.19	\$28,540	\$33,695	\$41,656	\$52,825	\$60,721
21-1029	Social Workers, All Other	1130	6.49	\$23.44	\$48,760	3.06	\$13.75	\$16.78	\$21.60	\$30.66	\$36.23	\$28,606	\$34,898	\$44,933	\$63,774	\$75,363
21-1091	Health Educators	700	13.16	\$25.85	\$53,764	2.27	\$15.86	\$19.11	\$24.74	\$29.79	\$39.67	\$32,994	\$39,745	\$51,457	\$61,963	\$82,504
21-1092	Probation Officers and Correctional Treatment Specialists	2260	2.7	\$26.56	\$55,250	1.15	\$18.04	\$21.75	\$25.29	\$31.84	\$38.33	\$37,513	\$45,250	\$52,609	\$66,228	\$79,720
21-1093	Social and Human Service Assistants	2490	5.99	\$15.31	\$31,842	1.52	\$9.53	\$11.95	\$14.79	\$18.18	\$22.03	\$19,831	\$24,856	\$30,767	\$37,813	\$45,814
21-1094	Community Health Workers	440	17.65	\$21.44	\$44,603	6.41	\$12.83	\$14.64	\$18.55	\$24.63	\$40.67	\$26,685	\$30,455	\$38,581	\$51,226	\$84,602
21-1099	Community and Social Service Specialists, All Other	2540	8.18	\$20.25	\$42,113	2.43	\$9.95	\$13.99	\$18.69	\$24.54	\$32.71	\$20,705	\$29,102	\$38,875	\$51,036	\$68,041
21-2011	Clergy	440	8.37	\$24.99	\$51,972	1.91	\$15.13	\$18.97	\$24.55	\$29.28	\$35.90	\$31,478	\$39,454	\$51,060	\$60,893	\$74,673
21-2021	Directors, Religious Activities and Education	140	21.28	\$29.23	\$60,807	3.52	\$15.32	\$19.97	\$27.86	\$36.51	\$44.94	\$31,859	\$41,539	\$57,953	\$75,940	\$93,474
21-2099	Religious Workers, All Other	380	20.46	\$21.86	\$45,466	6.84	\$9.48	\$11.89	\$20.55	\$28.86	\$37.99	\$19,722	\$24,726	\$42,751	\$60,020	\$79,014
23-0000	Legal Occupations	21440	3.52	\$47.58	\$98,971	4.54	\$18.30	\$24.50	\$35.03	\$60.49	\$91.66	\$38,063	\$50,962	\$72,862	\$125,827	\$190,652
23-1011	Lawyers	11970	4.81	\$62.80	\$130,624	5.18	\$26.00	\$33.38	\$52.15	\$78.56	\$94.51	\$54,072	\$69,440	\$108,472	\$163,400	\$196,577
23-1012	Judicial Law Clerks	190	4.31	\$21.31	\$44,334	2.66	\$18.71	\$18.89	\$20.40	\$24.79	\$25.20	\$38,918	\$39,282	\$42,426	\$51,558	\$52,411

Data unavailable

Occupational Code	Occupational Title	Employment Estimate	Employment Percentage Relative Standard Error	Average Hourly Wage	Average Annual Wage	Wage Percentage Relative Standard Error	10th Percentile (Hourly)	25th Percentile (Hourly)	50th Percentile (Hourly)	75th Percentile (Hourly)	90th Percentile (Hourly)	10th Percentile (Annual)	25th Percentile (Annual)	50th Percentile (Annual)	75th Percentile (Annual)	90th Percentile (Annual)
23-1021	Administrative Law Judges, Adjudicators, and Hearing Officers	200	1.2	\$52.66	\$109,529	3.69	\$29.09	\$36.86	\$49.74	\$67.75	\$80.28	\$60,508	\$76,663	\$103,461	\$140,923	\$166,992
23-1022	Arbitrators, Mediators, and Conciliators	#	#	\$35.89	\$74,659	3.86	\$20.21	\$23.39	\$39.97	\$43.91	\$46.28	\$42,037	\$48,659	\$83,134	\$91,343	\$96,265
23-1023	Judges, Magistrate Judges, and Magistrates	570	4.28	\$58.68	\$122,050	1.8	\$22.93	\$55.36	\$61.91	\$64.70	\$70.15	\$47,689	\$115,145	\$128,772	\$134,570	\$145,910
23-2011	Paralegals and Legal Assistants	5370	7.45	\$25.11	\$52,235	2.17	\$15.86	\$19.05	\$23.65	\$30.15	\$36.52	\$32,985	\$39,623	\$49,202	\$62,703	\$75,967
23-2091	Court Reporters	270	28.8	\$36.03	\$74,943	3.53	\$24.13	\$27.30	\$33.18	\$42.96	\$47.79	\$50,191	\$56,786	\$69,024	\$89,351	\$99,402
23-2093	Title Examiners, Abstractors, and Searchers	1620	21.74	\$25.69	\$53,430	2.71	\$15.94	\$19.41	\$24.07	\$32.26	\$38.43	\$33,145	\$40,381	\$50,073	\$67,097	\$79,932
23-2099	Legal Support Workers, All Other	1140	8.79	\$26.57	\$55,276	3.46	\$14.72	\$19.76	\$25.01	\$30.05	\$41.54	\$30,612	\$41,091	\$52,029	\$62,494	\$86,400
25-0000	Education, Training, and Library Occupations	140480	0.89	\$24.01	\$49,937	2.3	\$11.72	\$15.51	\$21.15	\$28.83	\$37.21	\$24,373	\$32,257	\$43,988	\$59,961	\$77,400
25-1011	Business Teachers, Postsecondary	1600	2.22	#	\$83,184	4.26	#	#	#	#	#	\$29,660	\$39,498	\$72,178	\$114,058	\$155,131
25-1021	Computer Science Teachers, Postsecondary	500	3.78	#	\$71,783	3.67	#	#	#	#	#	\$29,383	\$36,439	\$61,957	\$97,932	\$128,581
25-1022	Mathematical Science Teachers, Postsecondary	1150	4.66	#	\$52,895	5.37	#	#	#	#	#	\$27,929	\$32,733	\$42,713	\$63,570	\$92,294
25-1031	Architecture Teachers, Postsecondary	160	12.19	#	\$81,781	9.7	#	#	#	#	#	\$28,889	\$51,750	\$71,317	\$104,668	\$147,945
25-1032	Engineering Teachers, Postsecondary	1060	0.49	#	\$79,988	1.27	#	#	#	#	#	\$28,351	\$38,448	\$73,128	\$108,576	\$144,114
25-1041	Agricultural Sciences Teachers, Postsecondary	90	17.61	#	\$83,434	3.71	#	#	#	#	#	\$39,213	\$56,532	\$83,255	\$104,648	\$128,518
25-1042	Biological Science Teachers, Postsecondary	940	1.97	#	\$65,090	4.68	#	#	#	#	#	\$30,688	\$37,930	\$55,623	\$82,007	\$114,964
25-1043	Forestry and Conservation Science Teachers, Postsecondary	70	0.49	#	\$73,916	2.15	#	#	#	#	#	\$41,267	\$53,513	\$71,344	\$89,284	\$108,717
25-1051	Atmospheric, Earth, Marine, and Space Sciences Teachers, Postsecondary	360	1.58	#	\$76,136	7.14	#	#	#	#	#	\$30,266	\$41,082	\$69,032	\$102,900	\$135,060
25-1052	Chemistry Teachers, Postsecondary	440	1.59	#	\$68,549	6.32	#	#	#	#	#	\$31,212	\$37,405	\$58,920	\$89,515	\$121,074
25-1053	Environmental Science Teachers, Postsecondary	90	0.63	#	\$55,261	4.98	#	#	#	#	#	\$29,521	\$34,614	\$44,036	\$69,689	\$92,146
25-1054	Physics Teachers, Postsecondary	290	0.67	#	\$79,930	1.64	#	#	#	#	#	\$34,184	\$48,730	\$75,289	\$104,424	\$136,643
25-1061	Anthropology and Archeology Teachers, Postsecondary	180	0	#	\$58,825	1.57	#	#	#	#	#	\$30,096	\$35,158	\$53,087	\$76,935	\$95,288
25-1062	Area, Ethnic, and Cultural Studies Teachers, Postsecondary	190	2.83	#	\$51,143	3.6	#	#	#	#	#	\$25,393	\$31,061	\$41,976	\$67,028	\$92,948
25-1063	Economics Teachers, Postsecondary	280	9.14	#	\$78,293	6.86	#	#	#	#	#	\$30,903	\$42,393	\$70,906	\$101,293	\$142,876
25-1064	Geography Teachers, Postsecondary	150	1.82	#	\$61,582	1.91	#	#	#	#	#	\$28,956	\$36,207	\$58,506	\$78,692	\$102,487
25-1065	Political Science Teachers, Postsecondary	320	1.16	#	\$72,377	5.71	#	#	#	#	#	\$30,849	\$41,654	\$64,319	\$90,379	\$124,303
25-1066	Psychology Teachers, Postsecondary	760	3.8	#	\$61,161	6.23	#	#	#	#	#	\$26,750	\$35,069	\$54,194	\$76,571	\$103,822
25-1067	Sociology Teachers, Postsecondary	270	21.7	#	\$58,264	4.94	#	#	#	#	#	\$28,090	\$34,236	\$52,813	\$73,230	\$102,790
25-1069	Social Sciences Teachers, Postsecondary, All Other	60	0.17	#	\$69,750	4.64	#	#	#	#	#	\$36,760	\$43,708	\$57,746	\$82,502	\$122,230
25-1071	Health Specialties Teachers, Postsecondary	4070	4.17	#	\$121,016	12.07	#	#	#	#	#	\$34,867	\$56,670	\$102,273	\$170,294	\$196,574
25-1072	Nursing Instructors and Teachers, Postsecondary	1310	3.94	#	\$65,487	3.96	#	#	#	#	#	\$32,366	\$44,568	\$61,391	\$83,086	\$101,605
25-1081	Education Teachers, Postsecondary	1230	2.71	#	\$60,171	6.53	#	#	#	#	#	\$18,738	\$33,438	\$51,880	\$74,530	\$112,016
25-1082	Library Science Teachers, Postsecondary	110	0	#	\$64,541	1.58	#	#	#	#	#	\$43,079	\$52,911	\$62,883	\$76,088	\$90,049
25-1111	Criminal Justice and Law Enforcement Teachers, Postsecondary	330	4.29	#	\$43,535	3.91	#	#	#	#	#	\$27,020	\$31,227	\$36,842	\$53,274	\$65,506
25-1112	Law Teachers, Postsecondary	280	2.71	#	\$100,427	5.19	#	#	#	#	#	\$33,418	\$50,904	\$91,162	\$142,896	\$177,308
25-1113	Social Work Teachers, Postsecondary	340	0	#	\$57,148	3.25	#	#	#	#	#	\$26,684	\$34,553	\$52,637	\$74,666	\$98,406
25-1121	Art, Drama, and Music Teachers, Postsecondary	2470	13.08	#	\$53,451	5.81	#	#	#	#	#	\$27,298	\$32,265	\$51,005	\$64,615	\$85,609
25-1122	Communications Teachers, Postsecondary	690	5.36	#	\$50,714	6.73	#	#	#	#	#	\$27,896	\$32,473	\$41,691	\$64,667	\$82,048
25-1123	English Language and Literature Teachers, Postsecondary	1530	1.39	#	\$49,383	3.83	#	#	#	#	#	\$28,491	\$33,752	\$43,181	\$58,744	\$78,544
25-1124	Foreign Language and Literature Teachers, Postsecondary	510	0.81	#	\$55,432	4.64	#	#	#	#	#	\$27,998	\$33,446	\$46,061	\$66,861	\$90,264
25-1125	History Teachers, Postsecondary	500	3.23	#	\$58,730	5.26	#	#	#	#	#	\$27,848	\$33,832	\$53,197	\$71,241	\$100,325
25-1126	Philosophy and Religion Teachers, Postsecondary	380	5.55	#	\$54,756	3.49	#	#	#	#	#	\$27,160	\$32,778	\$51,127	\$68,777	\$88,207
25-1191	Graduate Teaching Assistants	2230	0.49	#	\$37,603	2.1	#	#	#	#	#	\$25,036	\$28,250	\$34,918	\$45,458	\$57,221

Data unavailable

Occupational Code	Occupational Title	Employment Estimate	Employment Percentage Relative Standard Error	Average Hourly Wage	Average Annual Wage	Wage Percentage Relative Standard Error	10th Percentile (Hourly)	25th Percentile (Hourly)	50th Percentile (Hourly)	75th Percentile (Hourly)	90th Percentile (Hourly)	10th Percentile (Annual)	25th Percentile (Annual)	50th Percentile (Annual)	75th Percentile (Annual)	90th Percentile (Annual)
25-1193	Recreation and Fitness Studies Teachers, Postsecondary	220	6.67	#	\$45,990	3.35	#	#	#	#	#	\$26,197	\$30,371	\$44,743	\$58,073	\$69,833
25-1194	Vocational Education Teachers, Postsecondary	2310	6.91	\$26.69	\$55,513	6.37	\$12.47	\$15.70	\$22.59	\$28.97	\$42.13	\$25,932	\$32,647	\$46,989	\$60,256	\$87,638
25-1199	Postsecondary Teachers, All Other	720	12.69	#	\$52,887	8.71	#	#	#	#	#	\$18,939	\$27,346	\$37,463	\$61,660	\$101,519
25-2011	Preschool Teachers, Except Special Education	6910	9.46	\$15.21	\$31,641	2.38	\$9.65	\$11.39	\$13.81	\$17.63	\$22.84	\$20,078	\$23,683	\$28,731	\$36,678	\$47,512
25-2012	Kindergarten Teachers, Except Special Education	3910	9.12	#	\$45,547	2.9	#	#	#	#	#	\$28,173	\$34,510	\$43,455	\$55,465	\$68,246
25-2021	Elementary School Teachers, Except Special Education	24550	1.4	#	\$50,180	1.56	#	#	#	#	#	\$33,524	\$39,307	\$47,918	\$59,944	\$72,330
25-2022	Middle School Teachers, Except Special and Career/Technical Educa	13080	1.41	#	\$50,538	1.4	#	#	#	#	#	\$34,215	\$40,045	\$47,991	\$60,098	\$72,337
25-2023	Career/Technical Education Teachers, Middle School	200	1.44	#	\$53,489	1.29	#	#	#	#	#	\$37,717	\$43,280	\$52,005	\$63,136	\$73,447
25-2031	Secondary School Teachers, Except Special and Career/Technical Ed	16180	1.2	#	\$51,979	1.63	#	#	#	#	#	\$34,458	\$40,749	\$49,855	\$62,185	\$73,856
25-2032	Career/Technical Education Teachers, Secondary School	870	1.49	#	\$53,410	1.17	#	#	#	#	#	\$35,448	\$42,278	\$51,677	\$63,742	\$74,938
25-2051	Special Education Teachers, Preschool	740	0.81	#	\$52,948	1.25	#	#	#	#	#	\$35,663	\$41,980	\$50,087	\$61,580	\$75,371
25-2052	Special Education Teachers, Kindergarten and Elementary School	4310	1.35	#	\$52,513	1.42	#	#	#	#	#	\$35,077	\$41,222	\$49,906	\$62,720	\$74,184
25-2053	Special Education Teachers, Middle School	1620	1.88	#	\$51,513	1.44	#	#	#	#	#	\$35,144	\$40,963	\$48,759	\$60,818	\$72,985
25-2054	Special Education Teachers, Secondary School	2160	1.84	#	\$53,973	1.5	#	#	#	#	#	\$35,766	\$42,438	\$52,118	\$64,725	\$75,440
25-2059	Special Education Teachers, All Other	60	14.09	#	\$51,092	2.99	#	#	#	#	#	\$34,542	\$41,213	\$50,074	\$57,908	\$68,436
25-3011	Adult Basic and Secondary Education and Literacy Teachers and Ins	950	14.4	\$19.09	\$39,706	2.92	\$12.39	\$14.90	\$18.24	\$22.58	\$27.45	\$25,762	\$30,992	\$37,945	\$46,966	\$57,100
25-3021	Self-Enrichment Education Teachers	3340	10.54	\$20.35	\$42,331	10.11	\$9.80	\$12.86	\$16.80	\$22.72	\$35.79	\$20,380	\$26,756	\$34,952	\$47,252	\$74,433
25-3097	Teachers and Instructors, All Other, Except Substitute Teachers	2980	12.34	#	\$43,390	6.46	#	#	#	#	#	\$18,765	\$24,133	\$36,090	\$53,303	\$74,586
25-4011	Archivists	70	9.13	\$26.97	\$56,107	4.04	\$16.20	\$19.10	\$24.82	\$32.58	\$43.43	\$33,692	\$39,737	\$51,624	\$67,760	\$90,344
25-4012	Curators	300	5.81	\$24.90	\$51,787	3.22	\$13.36	\$16.94	\$22.67	\$31.69	\$37.71	\$27,793	\$35,238	\$47,157	\$65,922	\$78,434
25-4013	Museum Technicians and Conservators	270	25.28	\$19.26	\$40,062	2.71	\$12.08	\$14.36	\$17.42	\$22.03	\$29.82	\$25,121	\$29,859	\$36,239	\$45,824	\$62,030
25-4021	Librarians	2210	3.09	\$31.76	\$66,060	2.33	\$19.54	\$23.61	\$29.68	\$38.94	\$48.95	\$40,638	\$49,112	\$61,738	\$81,001	\$101,815
25-4031	Library Technicians	2390	2.6	\$16.24	\$33,781	1.09	\$10.84	\$13.18	\$15.96	\$18.60	\$22.33	\$22,537	\$27,409	\$33,204	\$38,694	\$46,445
25-9011	Audio-Visual and Multimedia Collections Specialists	20	14.84	\$21.62	\$44,976	9.7	\$8.64	\$12.67	\$19.81	\$31.90	\$35.75	\$17,963	\$26,344	\$41,206	\$66,361	\$74,355
25-9021	Farm and Home Management Advisors	130	0.87	\$27.15	\$56,477	3.94	\$10.34	\$21.85	\$27.26	\$32.89	\$38.38	\$21,511	\$45,438	\$56,693	\$68,417	\$79,828
25-9031	Instructional Coordinators	3100	3.12	\$34.01	\$70,744	2.35	\$20.08	\$25.99	\$32.47	\$38.39	\$48.16	\$41,760	\$54,060	\$67,536	\$79,850	\$100,168
25-9041	Teacher Assistants	18270	1.46	#	\$27,274	1.34	#	#	#	#	#	\$19,723	\$22,073	\$26,121	\$30,840	\$37,354
27-0000	Arts, Design, Entertainment, Sports, and Media Occupations	36530	2.59	\$23.89	\$49,694	1.59	\$9.31	\$13.29	\$20.52	\$29.85	\$41.78	\$19,369	\$27,636	\$42,682	\$62,083	\$86,904
27-1011	Art Directors	580	23.37	\$38.98	\$81,089	4.26	\$24.07	\$28.22	\$36.20	\$44.64	\$57.70	\$50,063	\$58,697	\$75,295	\$92,855	\$120,023
27-1012	Craft Artists	90	39.13	\$16.94	\$35,240	18.11	\$8.59	\$9.47	\$14.55	\$22.25	\$28.33	\$17,860	\$19,698	\$30,260	\$46,282	\$58,924
27-1013	Fine Artists, Including Painters, Sculptors, and Illustrators	100	30.26	\$16.99	\$35,347	8.32	\$8.65	\$11.32	\$14.87	\$21.22	\$28.80	\$17,991	\$23,554	\$30,933	\$44,140	\$59,900
27-1014	Multimedia Artists and Animators	410	19.04	\$30.50	\$63,434	3.34	\$17.82	\$24.53	\$30.04	\$37.93	\$43.95	\$37,064	\$51,013	\$62,492	\$78,902	\$91,413
27-1019	Artists and Related Workers, All Other	200	13.23	\$20.35	\$42,332	2.8	\$11.15	\$15.20	\$18.24	\$22.79	\$32.91	\$23,185	\$31,617	\$37,942	\$47,412	\$68,443
27-1021	Commercial and Industrial Designers	490	19.28	\$30.12	\$62,649	4.69	\$14.37	\$21.13	\$27.28	\$38.44	\$49.66	\$29,889	\$43,950	\$56,737	\$79,962	\$103,296
27-1022	Fashion Designers	190	17.36	\$28.28	\$58,827	4.2	\$19.03	\$21.08	\$25.66	\$32.99	\$41.68	\$39,588	\$43,843	\$53,383	\$68,613	\$86,693
27-1023	Floral Designers	960	8.39	\$12.56	\$26,126	3.51	\$8.48	\$9.20	\$12.20	\$15.08	\$17.75	\$17,635	\$19,127	\$25,372	\$31,376	\$36,918
27-1024	Graphic Designers	4030	5.24	\$23.40	\$48,682	1.5	\$13.79	\$17.14	\$21.95	\$28.18	\$35.62	\$28,689	\$35,654	\$45,665	\$58,616	\$74,100
27-1025	Interior Designers	1180	11.27	\$25.05	\$52,103	4.76	\$14.37	\$17.49	\$22.29	\$29.59	\$41.37	\$29,883	\$36,389	\$46,373	\$61,542	\$86,040
27-1026	Merchandise Displayers and Window Trimmers	1660	16.25	\$16.51	\$34,348	5.16	\$9.71	\$11.08	\$13.87	\$18.16	\$30.94	\$20,206	\$23,038	\$28,853	\$37,770	\$64,364
27-1027	Set and Exhibit Designers	70	30.36	\$21.21	\$44,125	4.26	\$13.75	\$15.75	\$18.26	\$26.87	\$31.76	\$28,600	\$32,750	\$37,981	\$55,897	\$66,056
27-1029	Designers, All Other	360	40.19	\$24.90	\$51,796	6.47	\$8.89	\$12.31	\$21.11	\$34.06	\$45.17	\$18,483	\$25,606	\$43,919	\$70,845	\$93,962

Data unavailable

Occupational Code	Occupational Title	Employment Estimate	Employment Percentage Relative Standard Error	Average Hourly Wage	Average Annual Wage	Wage Percentage Relative Standard Error	10th Percentile (Hourly)	25th Percentile (Hourly)	50th Percentile (Hourly)	75th Percentile (Hourly)	90th Percentile (Hourly)	10th Percentile (Annual)	25th Percentile (Annual)	50th Percentile (Annual)	75th Percentile (Annual)	90th Percentile (Annual)
27-2011	Actors	200	12.93	\$22.05	#	16.12	\$8.53	\$9.34	\$11.63	\$33.12	\$53.33	#	#	#	#	#
27-2012	Producers and Directors	1320	12.44	\$27.98	\$58,200	3.19	\$13.76	\$18.04	\$24.02	\$33.84	\$48.73	\$28,621	\$37,518	\$49,970	\$70,377	\$101,359
27-2021	Athletes and Sports Competitors	290	30.31	#	\$136,918	22.27	#	#	#	#	#	\$19,317	\$49,625	\$111,429	\$194,876	\$208,057
27-2022	Coaches and Scouts	6110	5.28	#	\$35,029	3.52	#	#	#	#	#	\$17,924	\$20,007	\$26,673	\$39,743	\$58,322
27-2023	Umpires, Referees, and Other Sports Officials	1070	6.78	#	\$28,525	3.47	#	#	#	#	#	\$17,376	\$18,481	\$23,290	\$33,695	\$46,374
27-2031	Dancers	450	36.49	\$16.66	#	5.5	\$8.34	\$8.86	\$11.10	\$18.29	\$39.10	#	#	#	#	#
27-2032	Choreographers	30	21.44	\$23.40	\$48,665	4.9	\$13.08	\$15.87	\$23.21	\$31.40	\$35.03	\$27,205	\$33,018	\$48,273	\$65,320	\$72,861
27-2041	Music Directors and Composers	100	20.47	#	#	#	#	#	#	#	#	#	#	#	#	#
27-2042	Musicians and Singers	550	10.95	\$28.33	#	10.34	\$8.54	\$9.34	\$26.69	\$42.12	\$54.07	#	#	#	#	#
27-2099	Entertainers and Performers, Sports and Related Workers, All Other	300	19.91	\$19.22	#	3.06	\$9.32	\$13.63	\$18.59	\$23.34	\$29.44	#	#	#	#	#
27-3011	Radio and Television Announcers	430	14.84	\$27.24	\$56,663	6.23	\$8.78	\$12.45	\$19.68	\$34.46	\$49.16	\$18,256	\$25,894	\$40,940	\$71,668	\$102,247
27-3012	Public Address System and Other Announcers	120	36.53	#	#	#	#	#	#	#	#	#	#	#	#	#
27-3021	Broadcast News Analysts	80	17.82	\$51.06	\$106,206	13.54	\$17.48	\$27.95	\$40.30	\$60.51	\$91.66	\$36,356	\$58,143	\$83,828	\$125,863	\$190,650
27-3022	Reporters and Correspondents	720	14.96	\$21.63	\$44,994	5.93	\$11.67	\$14.19	\$17.76	\$24.75	\$35.39	\$24,267	\$29,520	\$36,945	\$51,471	\$73,605
27-3031	Public Relations Specialists	4620	5.58	\$26.64	\$55,409	2.19	\$11.99	\$17.53	\$24.16	\$33.65	\$44.65	\$24,933	\$36,464	\$50,255	\$69,986	\$92,866
27-3041	Editors	1620	7.02	\$33.20	\$69,064	8.21	\$14.37	\$19.23	\$27.04	\$36.50	\$52.29	\$29,880	\$39,997	\$56,247	\$75,929	\$108,769
27-3042	Technical Writers	1370	9.72	\$32.34	\$67,276	1.9	\$20.57	\$25.32	\$31.59	\$38.82	\$45.90	\$42,777	\$52,676	\$65,703	\$80,751	\$95,463
27-3043	Writers and Authors	710	14.58	\$32.05	\$66,655	4.94	\$14.23	\$21.46	\$28.23	\$39.23	\$54.41	\$29,603	\$44,645	\$58,710	\$81,604	\$113,174
27-3091	Interpreters and Translators	1150	14.56	\$24.92	\$51,823	4.48	\$15.34	\$19.03	\$23.13	\$30.00	\$38.88	\$31,916	\$39,578	\$48,108	\$62,398	\$80,871
27-3099	Media and Communication Workers, All Other	430	17.51	\$34.40	\$71,556	7.13	\$16.26	\$19.99	\$27.38	\$43.67	\$69.82	\$33,824	\$41,577	\$56,943	\$90,824	\$145,227
27-4011	Audio and Video Equipment Technicians	1210	17.82	\$22.08	\$45,918	6.75	\$8.79	\$13.38	\$20.17	\$31.03	\$36.77	\$18,290	\$27,828	\$41,959	\$64,540	\$76,474
27-4012	Broadcast Technicians	670	7.22	\$22.37	\$46,523	5.87	\$9.39	\$15.25	\$20.99	\$28.96	\$37.11	\$19,525	\$31,718	\$43,651	\$60,241	\$77,180
27-4014	Sound Engineering Technicians	270	25.07	\$30.58	\$63,611	8.74	\$10.80	\$18.81	\$24.57	\$41.01	\$58.21	\$22,465	\$39,126	\$51,115	\$85,295	\$121,077
27-4021	Photographers	1030	9.93	\$16.83	\$34,996	5.19	\$8.68	\$10.05	\$14.07	\$21.81	\$29.92	\$18,061	\$20,913	\$29,267	\$45,375	\$62,244
27-4031	Camera Operators, Television, Video, and Motion Picture	300	14.61	\$24.90	\$51,791	7.22	\$9.32	\$17.43	\$25.17	\$32.74	\$37.67	\$19,381	\$36,251	\$52,364	\$68,102	\$78,348
27-4032	Film and Video Editors	220	21.12	\$24.97	\$51,930	6.47	\$12.54	\$14.83	\$21.28	\$29.29	\$43.62	\$26,093	\$30,847	\$44,255	\$60,920	\$90,727
27-4099	Media and Communication Equipment Workers, All Other	830	15.01	\$25.62	\$53,298	4.68	\$9.08	\$13.05	\$23.04	\$35.91	\$45.03	\$18,885	\$27,137	\$47,915	\$74,687	\$93,660
29-0000	Healthcare Practitioners and Technical Occupations	124530	2.84	\$37.25	\$77,483	1.16	\$16.55	\$23.76	\$32.14	\$42.60	\$59.89	\$34,431	\$49,421	\$66,857	\$88,613	\$124,581
29-1011	Chiropractors	900	11.96	\$30.87	\$64,208	11.06	\$16.15	\$19.40	\$23.19	\$41.11	\$53.30	\$33,590	\$40,348	\$48,237	\$85,517	\$110,872
29-1021	Dentists, General	2120	14.8	\$75.98	\$158,047	7.36	\$32.83	\$49.08	\$68.94	\$92.69	\$95.67	\$68,286	\$102,086	\$143,390	\$192,796	\$198,991
29-1022	Oral and Maxillofacial Surgeons	#	#	\$121.49	\$252,693	11.81	\$91.66	\$93.46	\$93.46	\$93.46	\$93.46	\$190,646	\$194,388	\$194,388	\$194,388	\$194,388
29-1023	Orthodontists	30	44.56	\$115.04	\$239,286	9.54	\$77.01	\$91.08	\$93.73	\$100.02	\$100.04	\$160,189	\$189,439	\$194,965	\$208,047	\$208,082
29-1029	Dentists, All Other Specialists	#	#	\$105.23	\$218,882	12.23	\$57.92	\$65.44	\$100.00	\$100.00	\$100.00	\$120,466	\$136,119	\$208,000	\$208,000	\$208,000
29-1031	Dietitians and Nutritionists	920	5.39	\$27.85	\$57,924	1.12	\$19.53	\$23.36	\$27.40	\$32.56	\$37.67	\$40,631	\$48,587	\$56,997	\$67,728	\$78,351
29-1041	Optometrists	770	17.32	\$54.94	\$114,284	6.6	\$29.56	\$38.69	\$51.35	\$66.60	\$79.31	\$61,486	\$80,485	\$106,802	\$138,525	\$164,958
29-1051	Pharmacists	4890	7.31	\$55.96	\$116,392	1.14	\$42.73	\$51.52	\$58.23	\$66.52	\$72.27	\$88,871	\$107,156	\$121,108	\$138,355	\$150,315
29-1061	Anesthesiologists	#	#	\$105.03	\$218,462	10.95	\$59.49	\$70.31	\$93.49	\$93.70	\$94.50	\$123,746	\$146,237	\$194,468	\$194,893	\$196,568
29-1062	Family and General Practitioners	2700	10.26	\$89.75	\$186,686	5.96	\$36.02	\$56.67	\$86.43	\$93.72	\$100.02	\$74,928	\$117,877	\$179,770	\$194,929	\$208,041
29-1063	Internists, General	600	40.28	\$105.50	\$219,447	10.42	\$66.30	\$84.70	\$93.74	\$94.51	\$94.51	\$137,910	\$176,166	\$194,988	\$196,576	\$196,581
29-1064	Obstetricians and Gynecologists	350	19.75	\$90.01	\$187,217	5.96	\$26.75	\$64.92	\$88.38	\$94.51	\$100.02	\$55,643	\$135,043	\$183,828	\$196,574	\$208,046
29-1065	Pediatricians, General	340	19.84	\$89.69	\$186,565	8.86	\$42.55	\$66.01	\$84.44	\$93.51	\$100.02	\$88,499	\$137,304	\$175,640	\$194,506	\$208,041
29-1066	Psychiatrists	390	17.52	\$94.30	\$196,143	10.27	\$32.14	\$56.25	\$91.66	\$93.59	\$94.51	\$66,850	\$117,003	\$190,651	\$194,658	\$196,578
29-1067	Surgeons	1120	13.75	\$111.87	\$232,681	4.18	\$51.10	\$91.66	\$92.77	\$94.51	\$100.02	\$106,291	\$190,648	\$192,958	\$196,574	\$208,035
29-1069	Physicians and Surgeons, All Other	2440	13.26	\$104.33	\$216,999	4.41	\$46.43	\$82.09	\$92.76	\$94.50	\$100.03	\$96,567	\$170,738	\$192,942	\$196,570	\$208,071
29-1071	Physician Assistants	2110	7.6	\$44.74	\$93,070	1.53	\$32.59	\$38.51	\$44.31	\$52.06	\$58.01	\$67,784	\$80,097	\$92,160	\$108,287	\$120,664
29-1081	Podiatrists	#	#	\$39.93	\$83,046	19.36	\$24.66	\$26.23	\$28.84	\$49.41	\$58.05	\$51,292	\$54,555	\$59,994	\$102,768	\$120,749
29-1122	Occupational Therapists	2700	6.99	\$39.13	\$81,381	1.53	\$27.66	\$32.77	\$38.87	\$44.74	\$52.94	\$57,525	\$68,170	\$80,850	\$93,056	\$110,112
29-1123	Physical Therapists	4440	5.17	\$36.64	\$76,204	1.53	\$25.37	\$31.00	\$35.83	\$42.54	\$48.84	\$52,771	\$64,485	\$74,520	\$88,493	\$101,591
29-1124	Radiation Therapists	300	15.2	\$44.03	\$91,592	1.99	\$31.89	\$37.14	\$43.61	\$51.38	\$57.68	\$66,325	\$77,248	\$90,714	\$106,866	\$119,975

Data unavailable

Occupational Code	Occupational Title	Employment Estimate	Employment Percentage Relative Standard Error	Average Hourly Wage	Average Annual Wage	Wage Percentage Relative Standard Error	10th Percentile (Hourly)	25th Percentile (Hourly)	50th Percentile (Hourly)	75th Percentile (Hourly)	90th Percentile (Hourly)	10th Percentile (Annual)	25th Percentile (Annual)	50th Percentile (Annual)	75th Percentile (Annual)	90th Percentile (Annual)
29-1125	Recreational Therapists	170	12.45	\$22.41	\$46,610	3.14	\$14.99	\$17.33	\$21.75	\$27.39	\$31.69	\$31,187	\$36,051	\$45,234	\$56,961	\$65,907
29-1126	Respiratory Therapists	1750	5.6	\$27.95	\$58,146	0.9	\$21.22	\$24.40	\$27.75	\$32.01	\$35.71	\$44,141	\$50,743	\$57,724	\$66,571	\$74,274
29-1127	Speech-Language Pathologists	2910	5.45	\$40.70	\$84,646	1.33	\$27.01	\$32.79	\$40.28	\$47.65	\$57.02	\$56,181	\$68,198	\$83,793	\$99,104	\$118,596
29-1128	Exercise Physiologists	210	23.35	\$19.83	\$41,242	3.45	\$13.18	\$15.84	\$18.75	\$23.61	\$27.99	\$27,420	\$32,951	\$38,992	\$49,105	\$58,219
29-1129	Therapists, All Other	240	44.3	\$35.77	\$74,408	24.87	\$19.88	\$25.00	\$28.09	\$35.86	\$80.88	\$41,346	\$51,993	\$58,423	\$74,584	\$168,236
29-1131	Veterinarians	1850	8.67	\$45.26	\$94,149	11.68	\$18.83	\$29.94	\$37.40	\$47.91	\$84.34	\$39,159	\$62,269	\$77,789	\$99,647	\$175,430
29-1141	Registered Nurses	44370	4.83	\$33.46	\$69,600	0.88	\$24.31	\$27.54	\$32.83	\$38.78	\$45.16	\$50,559	\$57,278	\$68,295	\$80,659	\$93,938
29-1151	Nurse Anesthetists	120	27.94	\$82.02	\$170,599	4.18	\$60.36	\$72.50	\$80.56	\$90.33	\$92.69	\$125,541	\$150,796	\$167,559	\$187,879	\$192,793
29-1161	Nurse Midwives	120	35.79	\$46.54	\$96,793	3.07	\$29.05	\$42.02	\$49.18	\$54.36	\$57.45	\$60,420	\$87,404	\$102,304	\$113,077	\$119,486
29-1171	Nurse Practitioners	2070	7.21	\$48.70	\$101,290	2.42	\$33.79	\$40.14	\$47.09	\$55.98	\$70.84	\$70,292	\$83,490	\$97,940	\$116,438	\$147,346
29-1181	Audiologists	330	10.41	\$43.88	\$91,270	7.54	\$25.09	\$33.25	\$40.70	\$47.54	\$56.95	\$52,189	\$69,159	\$84,653	\$98,880	\$118,447
29-1199	Health Diagnosing and Treating Practitioners, All Other	820	38.24	\$26.61	\$55,352	10.8	\$15.72	\$17.18	\$21.47	\$29.96	\$43.52	\$32,695	\$35,724	\$44,652	\$62,311	\$90,524
29-2011	Medical and Clinical Laboratory Technologists	2500	6.22	\$29.74	\$61,867	1.39	\$20.56	\$24.85	\$29.87	\$34.85	\$38.61	\$42,757	\$51,691	\$62,126	\$72,479	\$80,301
29-2012	Medical and Clinical Laboratory Technicians	1820	8.85	\$20.34	\$42,303	2.68	\$12.77	\$15.43	\$18.78	\$25.05	\$29.33	\$26,565	\$32,091	\$39,053	\$52,106	\$61,015
29-2021	Dental Hygienists	4080	7.59	\$37.75	\$78,526	1.71	\$30.41	\$33.91	\$38.99	\$43.20	\$45.72	\$63,259	\$70,531	\$81,091	\$89,851	\$95,107
29-2031	Cardiovascular Technologists and Technicians	590	11.33	\$31.26	\$65,011	1.71	\$16.58	\$22.60	\$32.23	\$39.47	\$45.20	\$34,493	\$47,013	\$67,037	\$82,105	\$94,021
29-2032	Diagnostic Medical Sonographers	810	8.78	\$37.89	\$78,815	1.1	\$30.32	\$32.95	\$37.35	\$43.20	\$47.20	\$63,074	\$68,533	\$77,684	\$89,861	\$98,169
29-2033	Nuclear Medicine Technologists	290	11.72	\$37.35	\$77,693	1.64	\$27.82	\$32.48	\$38.09	\$43.20	\$46.43	\$57,866	\$67,553	\$79,222	\$89,848	\$96,584
29-2034	Radiologic Technologists and Technicians	2930	6.82	\$29.06	\$60,452	1.2	\$19.67	\$23.14	\$28.36	\$34.86	\$41.12	\$40,904	\$48,139	\$58,986	\$72,510	\$85,525
29-2035	Magnetic Resonance Imaging Technologists	490	15.96	\$35.02	\$72,833	1.21	\$27.55	\$31.59	\$35.15	\$39.79	\$44.59	\$57,301	\$65,710	\$73,102	\$82,766	\$92,753
29-2041	Emergency Medical Technicians and Paramedics	3500	9.24	\$18.83	\$39,175	2.34	\$10.50	\$13.10	\$17.00	\$22.79	\$31.33	\$21,846	\$27,255	\$35,350	\$47,410	\$65,175
29-2051	Dietetic Technicians	350	21.57	\$15.69	\$32,637	3.06	\$11.14	\$13.08	\$15.49	\$17.75	\$20.55	\$23,174	\$27,210	\$32,228	\$36,922	\$42,745
29-2052	Pharmacy Technicians	4450	4.53	\$16.02	\$33,318	1.31	\$11.66	\$13.27	\$15.83	\$18.28	\$21.44	\$24,243	\$27,602	\$32,936	\$38,028	\$44,598
29-2053	Psychiatric Technicians	860	4.4	\$17.69	\$36,789	1.74	\$13.97	\$15.65	\$16.94	\$19.74	\$21.87	\$29,058	\$32,559	\$35,245	\$41,062	\$45,480
29-2054	Respiratory Therapy Technicians	#	#	\$23.92	\$49,745	5.8	\$13.70	\$17.60	\$23.06	\$31.17	\$35.12	\$28,490	\$36,605	\$47,965	\$64,829	\$73,055
29-2055	Surgical Technologists	1490	16.07	\$24.19	\$50,307	2.84	\$16.46	\$19.63	\$24.17	\$28.50	\$33.09	\$34,237	\$40,835	\$50,274	\$59,278	\$68,826
29-2056	Veterinary Technologists and Technicians	2910	11.13	\$14.84	\$30,871	2.8	\$10.23	\$12.40	\$14.63	\$17.25	\$19.06	\$21,278	\$25,785	\$30,432	\$35,871	\$39,643
29-2057	Ophthalmic Medical Technicians	700	19.95	\$19.64	\$40,845	4.42	\$12.42	\$14.05	\$19.11	\$24.59	\$28.78	\$25,830	\$29,218	\$39,739	\$51,139	\$59,868
29-2061	Licensed Practical and Licensed Vocational Nurses	5610	3.18	\$22.49	\$46,775	1.23	\$16.84	\$19.47	\$22.04	\$25.49	\$28.49	\$35,025	\$40,508	\$45,843	\$53,012	\$59,251
29-2071	Medical Records and Health Information Technicians	2340	5.16	\$21.58	\$44,890	1.56	\$13.49	\$16.49	\$20.56	\$26.07	\$31.58	\$28,050	\$34,302	\$42,775	\$54,229	\$65,679
29-2081	Opticians, Dispensing	1380	11.45	\$17.19	\$35,757	3.23	\$10.51	\$13.21	\$16.53	\$20.62	\$25.79	\$21,864	\$27,477	\$34,373	\$42,893	\$53,646
29-2091	Orthotists and Prosthetists	90	18.65	\$32.84	\$68,305	12.44	\$20.47	\$22.75	\$27.13	\$34.25	\$54.37	\$42,587	\$47,329	\$56,421	\$71,232	\$113,099
29-2092	Hearing Aid Specialists	40	38.26	\$19.22	\$39,979	12.28	\$8.84	\$10.32	\$19.21	\$23.06	\$34.47	\$18,383	\$21,471	\$39,958	\$47,955	\$71,701
29-2099	Health Technologists and Technicians, All Other	2310	7.24	\$19.13	\$39,781	1.85	\$12.26	\$14.30	\$17.61	\$22.68	\$28.42	\$25,501	\$29,748	\$36,631	\$47,165	\$59,111
29-9011	Occupational Health and Safety Specialists	1350	5.79	\$37.04	\$77,036	2.56	\$22.84	\$29.96	\$36.23	\$44.92	\$54.02	\$47,505	\$62,313	\$75,359	\$93,440	\$112,359
29-9012	Occupational Health and Safety Technicians	230	22.85	\$29.30	\$60,942	2.67	\$20.68	\$24.45	\$28.19	\$33.65	\$38.73	\$43,006	\$50,855	\$58,639	\$69,991	\$80,557
29-9091	Athletic Trainers	360	19.14	#	\$47,617	4.12	#	#	#	#	#	\$30,991	\$33,890	\$38,650	\$56,510	\$73,897
29-9092	Genetic Counselors	40	25.04	\$38.14	\$79,332	8.97	\$21.25	\$30.83	\$34.86	\$40.41	\$46.25	\$44,201	\$64,131	\$72,515	\$84,061	\$96,203
29-9099	Healthcare Practitioners and Technical Workers, All Other	490	42.78	\$27.05	\$56,268	6.39	\$13.09	\$19.18	\$22.74	\$35.27	\$44.08	\$27,232	\$39,897	\$47,290	\$73,371	\$91,682
31-0000	Healthcare Support Occupations	62490	2.26	\$15.28	\$31,775	1.09	\$9.86	\$11.72	\$14.27	\$17.62	\$22.19	\$20,514	\$24,372	\$29,677	\$36,644	\$46,164
31-1011	Home Health Aides	15350	5.66	\$12.76	\$26,531	4.15	\$8.85	\$9.99	\$11.71	\$14.68	\$17.86	\$18,401	\$20,779	\$24,363	\$30,541	\$37,151
31-1013	Psychiatric Aides	350	23.35	\$13.11	\$27,264	3.15	\$10.23	\$11.75	\$13.01	\$14.26	\$16.34	\$21,275	\$24,440	\$27,061	\$29,669	\$33,997
31-1014	Nursing Assistants	18230	3.75	\$13.75	\$28,609	1.06	\$10.14	\$11.60	\$13.45	\$15.72	\$17.94	\$21,099	\$24,128	\$27,971	\$32,690	\$37,317
31-1015	Orderlies	430	12.52	\$12.85	\$26,720	2.57	\$8.80	\$10.15	\$12.72	\$15.14	\$17.53	\$18,303	\$21,115	\$26,448	\$31,501	\$36,454
31-2011	Occupational Therapy Assistants	590	10.12	\$24.12	\$50,171	2.92	\$16.32	\$19.82	\$24.17	\$28.29	\$32.86	\$33,943	\$41,235	\$50,264	\$58,838	\$68,357
31-2012	Occupational Therapy Aides	40	15.98	\$14.63	\$30,432	2.21	\$10.98	\$12.66	\$14.31	\$16.87	\$18.68	\$22,833	\$26,337	\$29,755	\$35,091	\$38,848
31-2021	Physical Therapist Assistants	1000	9.44	\$23.66	\$49,218	2.85	\$13.77	\$19.71	\$24.14	\$28.25	\$32.81	\$28,637	\$40,995	\$50,203	\$58,755	\$68,236

Data unavailable

Occupational Code	Occupational Title	Employment Estimate	Employment Percentage Relative Standard Error	Average Hourly Wage	Average Annual Wage	Wage Percentage Relative Standard Error	10th Percentile (Hourly)	25th Percentile (Hourly)	50th Percentile (Hourly)	75th Percentile (Hourly)	90th Percentile (Hourly)	10th Percentile (Annual)	25th Percentile (Annual)	50th Percentile (Annual)	75th Percentile (Annual)	90th Percentile (Annual)
31-2022	Physical Therapist Aides	340	15.12	\$14.62	\$30,404	2.63	\$10.14	\$12.04	\$14.15	\$17.01	\$19.33	\$21,096	\$25,035	\$29,427	\$35,372	\$40,215
31-9011	Massage Therapists	4060	8.22	\$20.65	\$42,961	6.19	\$9.22	\$12.98	\$18.50	\$27.30	\$34.19	\$19,186	\$26,997	\$38,472	\$56,791	\$71,122
31-9091	Dental Assistants	6190	6.28	\$18.87	\$39,251	2.75	\$12.77	\$15.09	\$18.03	\$22.25	\$27.04	\$26,558	\$31,393	\$37,499	\$46,276	\$56,241
31-9092	Medical Assistants	9380	5.42	\$15.83	\$32,927	0.94	\$12.05	\$13.35	\$15.57	\$17.83	\$20.69	\$25,062	\$27,763	\$32,388	\$37,092	\$43,045
31-9093	Medical Equipment Preparers	800	9.33	\$17.68	\$36,766	1.3	\$12.75	\$14.78	\$17.13	\$20.32	\$23.37	\$26,515	\$30,751	\$35,636	\$42,270	\$48,619
31-9094	Medical Transcriptionists	1070	21.08	\$18.72	\$38,931	3.57	\$12.77	\$15.21	\$18.17	\$22.13	\$26.21	\$26,569	\$31,638	\$37,787	\$46,041	\$54,513
31-9095	Pharmacy Aides	120	38.95	\$15.59	\$32,425	6.15	\$9.59	\$10.81	\$16.14	\$19.89	\$22.36	\$19,954	\$22,485	\$33,574	\$41,370	\$46,515
31-9096	Veterinary Assistants and Laboratory Animal Caretakers	830	34.16	\$12.25	\$25,482	4	\$9.62	\$10.40	\$11.70	\$13.71	\$15.58	\$20,005	\$21,622	\$24,330	\$28,524	\$32,412
31-9097	Phlebotomists	1800	11.1	\$17.11	\$35,584	1.8	\$12.60	\$14.33	\$16.48	\$18.50	\$22.66	\$26,213	\$29,812	\$34,279	\$38,479	\$47,130
31-9099	Healthcare Support Workers, All Other	1890	5.33	\$14.86	\$30,903	2.09	\$9.66	\$11.76	\$14.23	\$17.53	\$20.63	\$20,086	\$24,457	\$29,604	\$36,465	\$42,904
33-0000	Protective Service Occupations	52750	3.77	\$21.85	\$45,456	2	\$9.76	\$13.00	\$19.51	\$29.44	\$37.21	\$20,298	\$27,045	\$40,590	\$61,245	\$77,391
33-1011	First-Line Supervisors of Correctional Officers	670	2.1	\$32.08	\$66,729	1.8	\$24.10	\$26.06	\$31.98	\$36.11	\$42.76	\$50,138	\$54,213	\$66,514	\$75,100	\$88,941
33-1012	First-Line Supervisors of Police and Detectives	1420	4.71	\$44.38	\$92,300	1.63	\$27.97	\$38.53	\$44.48	\$52.42	\$57.83	\$58,178	\$80,142	\$92,508	\$109,044	\$120,290
33-1021	First-Line Supervisors of Fire Fighting and Prevention Workers	940	4.82	\$35.36	\$73,551	2.15	\$24.65	\$28.39	\$35.84	\$42.58	\$46.48	\$51,275	\$59,048	\$74,555	\$88,559	\$96,685
33-1099	First-Line Supervisors of Protective Service Workers, All Other	1280	9.92	\$25.12	\$52,242	2.46	\$13.88	\$17.54	\$24.12	\$30.45	\$36.74	\$28,867	\$36,475	\$50,178	\$63,343	\$76,413
33-2011	Firefighters	4790	4.06	\$23.60	\$49,097	2.96	\$11.32	\$17.47	\$23.59	\$30.36	\$35.26	\$23,539	\$36,335	\$49,071	\$63,146	\$73,348
33-2021	Fire Inspectors and Investigators	90	7.66	\$30.92	\$64,321	1.95	\$20.74	\$24.93	\$31.25	\$36.06	\$42.60	\$43,135	\$51,850	\$65,006	\$75,013	\$88,613
33-2022	Forest Fire Inspectors and Prevention Specialists	20	16.34	\$22.43	\$46,658	5.5	\$12.79	\$14.32	\$21.07	\$29.85	\$35.01	\$26,612	\$29,778	\$43,836	\$62,083	\$72,826
33-3011	Bailiffs	60	8.56	\$20.06	\$41,730	3.04	\$12.62	\$16.43	\$20.32	\$24.80	\$27.80	\$26,240	\$34,182	\$42,270	\$51,592	\$57,826
33-3012	Correctional Officers and Jailers	7500	2.77	\$22.69	\$47,189	1.63	\$16.50	\$19.43	\$21.03	\$26.63	\$30.77	\$34,311	\$40,413	\$43,747	\$55,390	\$63,996
33-3021	Detectives and Criminal Investigators	1630	0.5	\$39.75	\$82,680	2.24	\$23.16	\$30.06	\$38.00	\$45.94	\$62.18	\$48,172	\$62,532	\$79,049	\$95,560	\$129,344
33-3041	Parking Enforcement Workers	110	2.39	\$18.78	\$39,058	1.93	\$14.99	\$16.17	\$18.13	\$21.60	\$25.05	\$31,172	\$33,627	\$37,718	\$44,918	\$52,098
33-3051	Police and Sheriff's Patrol Officers	9440	2.68	\$31.10	\$64,679	1.73	\$20.22	\$26.13	\$31.93	\$36.51	\$41.87	\$42,049	\$54,341	\$66,406	\$75,943	\$87,089
33-3052	Transit and Railroad Police	20	34.23	\$23.99	\$49,905	8.29	\$13.48	\$19.05	\$22.61	\$28.66	\$37.53	\$28,036	\$39,627	\$47,019	\$59,609	\$78,053
33-9011	Animal Control Workers	280	16.7	\$19.66	\$40,891	3.06	\$12.89	\$16.08	\$20.16	\$23.27	\$26.80	\$26,808	\$33,454	\$41,930	\$48,411	\$55,745
33-9021	Private Detectives and Investigators	520	32.9	\$25.48	\$52,995	4.07	\$14.94	\$17.41	\$21.65	\$31.78	\$43.75	\$31,075	\$36,222	\$45,023	\$66,097	\$90,995
33-9031	Gaming Surveillance Officers and Gaming Investigators	170	7.14	\$15.97	\$33,213	1.72	\$12.19	\$13.45	\$15.55	\$17.70	\$20.55	\$25,346	\$27,974	\$32,352	\$36,824	\$42,742
33-9032	Security Guards	13830	13.46	\$14.42	\$29,988	1.89	\$9.42	\$11.40	\$13.46	\$16.27	\$20.30	\$19,586	\$23,703	\$27,996	\$33,850	\$42,227
33-9091	Crossing Guards	1520	16.43	\$13.13	\$27,321	2.89	\$8.74	\$10.27	\$12.90	\$15.31	\$18.24	\$18,189	\$21,355	\$26,836	\$31,848	\$37,932
33-9092	Lifeguards, Ski Patrol, and Other Recreational Protective Service Workers	4060	3.81	\$10.25	\$21,319	1.33	\$8.26	\$8.65	\$9.31	\$10.95	\$13.28	\$17,183	\$17,998	\$19,374	\$22,767	\$27,625
33-9093	Transportation Security Screeners	1010	0	\$19.00	\$39,518	2.67	\$16.25	\$17.59	\$18.31	\$20.20	\$22.55	\$33,797	\$36,577	\$38,081	\$42,026	\$46,911
33-9099	Protective Service Workers, All Other	3380	1.9	\$15.56	\$32,362	1.71	\$9.57	\$10.96	\$13.88	\$18.42	\$25.35	\$19,903	\$22,806	\$28,874	\$38,311	\$52,720
35-0000	Food Preparation and Serving-Related Occupations	228960	0.99	\$10.82	\$22,513	0.73	\$8.24	\$8.61	\$9.22	\$11.50	\$15.80	\$17,148	\$17,911	\$19,182	\$23,921	\$32,866
35-1011	Chefs and Head Cooks	1840	14.63	\$22.97	\$47,784	4.95	\$12.96	\$16.10	\$21.34	\$27.71	\$34.21	\$26,953	\$33,489	\$44,391	\$57,643	\$71,156
35-1012	First-Line Supervisors of Food Preparation and Serving Workers	14640	3.55	\$16.73	\$34,804	1.39	\$10.08	\$12.00	\$15.93	\$20.68	\$24.77	\$20,959	\$24,950	\$33,131	\$43,007	\$51,521
35-2011	Cooks, Fast Food	5430	13.35	\$9.74	\$20,258	2.38	\$8.23	\$8.57	\$9.15	\$10.53	\$12.00	\$17,117	\$17,833	\$19,026	\$21,895	\$24,959
35-2012	Cooks, Institution and Cafeteria	5810	3.65	\$13.58	\$28,237	1.36	\$9.57	\$10.72	\$12.78	\$15.51	\$18.77	\$19,904	\$22,299	\$26,581	\$32,255	\$39,051
35-2014	Cooks, Restaurant	24850	2.93	\$11.70	\$24,331	1.07	\$8.67	\$9.62	\$11.14	\$13.39	\$15.60	\$18,027	\$20,016	\$23,169	\$27,853	\$32,451
35-2015	Cooks, Short Order	1940	16.07	\$11.71	\$24,348	5.36	\$8.42	\$9.04	\$10.45	\$13.59	\$17.47	\$17,505	\$18,803	\$21,730	\$28,277	\$36,331
35-2019	Cooks, All Other	200	27.96	\$13.85	\$28,806	12.74	\$8.38	\$8.96	\$10.52	\$16.53	\$27.46	\$17,436	\$18,631	\$21,891	\$34,387	\$57,107
35-2021	Food Preparation Workers	12420	8.61	\$10.93	\$22,741	2.18	\$8.36	\$8.89	\$10.25	\$12.41	\$15.05	\$17,385	\$18,501	\$21,310	\$25,812	\$31,314
35-3011	Bartenders	10650	5.19	\$11.55	\$24,024	3.75	\$8.19	\$8.48	\$8.96	\$10.73	\$19.24	\$17,038	\$17,634	\$18,628	\$22,313	\$40,022
35-3021	Combined Food Preparation and Serving Workers, Including Fast Food	65060	3.16	\$9.51	\$19,791	0.76	\$8.19	\$8.48	\$8.96	\$9.69	\$11.61	\$17,038	\$17,635	\$18,630	\$20,158	\$24,156
35-3022	Counter Attendants, Cafeteria, Food Concession, and Coffee Shop	4020	19.79	\$10.06	\$20,918	2.79	\$8.25	\$8.64	\$9.27	\$11.11	\$13.34	\$17,168	\$17,961	\$19,285	\$23,114	\$27,745
35-3031	Waiters and Waitresses	50250	3.06	\$10.06	\$20,929	1.99	\$8.18	\$8.44	\$8.88	\$9.37	\$14.27	\$17,008	\$17,560	\$18,481	\$19,485	\$29,679

Data unavailable

Occupational Code	Occupational Title	Employment Estimate	Employment Percentage Relative Standard Error	Average Hourly Wage	Average Annual Wage	Wage Percentage Relative Standard Error	10th Percentile (Hourly)	25th Percentile (Hourly)	50th Percentile (Hourly)	75th Percentile (Hourly)	90th Percentile (Hourly)	10th Percentile (Annual)	25th Percentile (Annual)	50th Percentile (Annual)	75th Percentile (Annual)	90th Percentile (Annual)
35-3041	Food Servers, Nonrestaurant	#	#	\$10.78	\$22,418	1.37	\$8.34	\$8.86	\$10.05	\$12.06	\$14.35	\$17,354	\$18,424	\$20,901	\$25,082	\$29,841
35-9011	Dining Room and Cafeteria Attendants and Bartender Helpers	6930	9.28	\$9.44	\$19,628	1.32	\$8.18	\$8.45	\$8.89	\$9.36	\$11.94	\$17,011	\$17,568	\$18,496	\$19,463	\$24,826
35-9021	Dishwashers	7560	6	\$9.71	\$20,188	1.15	\$8.25	\$8.62	\$9.24	\$10.67	\$11.77	\$17,155	\$17,927	\$19,214	\$22,186	\$24,490
35-9031	Hosts and Hostesses, Restaurant, Lounge, and Coffee Shop	9240	8.76	\$10.10	\$21,007	1.82	\$8.24	\$8.60	\$9.19	\$10.85	\$13.58	\$17,135	\$17,878	\$19,117	\$22,574	\$28,253
35-9099	Food Preparation and Serving Related Workers, All Other	1080	32.94	\$10.38	\$21,586	2.92	\$8.29	\$8.72	\$9.64	\$11.52	\$14.03	\$17,243	\$18,146	\$20,044	\$23,958	\$29,183
37-0000	Building and Grounds Cleaning and Maintenance Occupations	78670	1.89	\$12.71	\$26,433	0.98	\$8.54	\$9.36	\$11.44	\$14.47	\$18.41	\$17,766	\$19,476	\$23,792	\$30,095	\$38,296
37-1011	First-Line Supervisors of Housekeeping and Janitorial Workers	2550	7.9	\$18.54	\$38,567	2.13	\$11.68	\$13.39	\$16.89	\$22.41	\$28.93	\$24,294	\$27,845	\$35,133	\$46,616	\$60,173
37-1012	First-Line Supervisors of Landscaping, Lawn Service, and Groundsk	2230	6.82	\$24.36	\$50,670	2.85	\$15.59	\$17.89	\$23.27	\$29.86	\$35.28	\$32,427	\$37,210	\$48,403	\$62,109	\$73,372
37-2011	Janitors and Cleaners, Except Maids and Housekeeping Cleaners	34260	3.88	\$12.00	\$24,954	1.37	\$8.49	\$9.23	\$11.19	\$13.81	\$16.99	\$17,661	\$19,193	\$23,269	\$28,718	\$35,346
37-2012	Maids and Housekeeping Cleaners	17430	6.39	\$10.45	\$21,745	1.21	\$8.31	\$8.76	\$9.71	\$11.54	\$13.97	\$17,276	\$18,231	\$20,192	\$24,008	\$29,055
37-2019	Building Cleaning Workers, All Other	280	48.42	\$13.88	\$28,869	11.28	\$8.65	\$9.64	\$13.46	\$16.76	\$19.90	\$17,996	\$20,046	\$27,988	\$34,854	\$41,393
37-2021	Pest Control Workers	550	19.09	\$16.14	\$33,576	5.34	\$11.23	\$12.73	\$14.49	\$18.22	\$23.40	\$23,357	\$26,475	\$30,147	\$37,888	\$48,667
37-3011	Landscaping and Groundskeeping Workers	20540	3.83	\$13.59	\$28,277	1.32	\$9.20	\$10.46	\$12.70	\$16.18	\$18.98	\$19,142	\$21,758	\$26,420	\$33,653	\$39,487
37-3012	Pesticide Handlers, Sprayers, and Applicators, Vegetation	320	32.2	\$15.35	\$31,930	9.14	\$9.99	\$11.04	\$14.76	\$18.23	\$23.25	\$20,783	\$22,970	\$30,711	\$37,914	\$48,362
37-3013	Tree Trimmers and Pruners	130	38.45	\$16.82	\$34,995	3.84	\$9.20	\$13.32	\$15.89	\$18.36	\$25.41	\$19,136	\$27,713	\$33,059	\$38,181	\$52,848
37-3019	Grounds Maintenance Workers, All Other	370	11.1	\$15.28	\$31,789	4.25	\$8.69	\$10.80	\$13.95	\$17.92	\$25.47	\$18,066	\$22,467	\$29,010	\$37,283	\$52,974
39-0000	Personal Care and Service Occupations	69830	2.17	\$12.69	\$26,402	1.12	\$8.41	\$9.02	\$10.62	\$13.95	\$20.72	\$17,488	\$18,760	\$22,089	\$29,014	\$34,107
39-1011	Gaming Supervisors	280	6.6	\$22.47	\$46,748	1.38	\$18.88	\$20.09	\$22.11	\$25.11	\$28.37	\$39,272	\$41,790	\$45,987	\$52,229	\$59,005
39-1012	Slot Supervisors	180	8.77	\$18.15	\$37,759	4.44	\$12.33	\$13.79	\$17.04	\$22.34	\$26.63	\$25,643	\$28,684	\$35,453	\$46,466	\$55,382
39-1021	First-Line Supervisors of Personal Service Workers	2970	5.69	\$19.12	\$39,769	1.54	\$10.85	\$13.58	\$17.79	\$23.18	\$29.48	\$22,568	\$28,247	\$36,998	\$48,205	\$61,318
39-2011	Animal Trainers	110	19.85	\$11.41	\$23,734	3.97	\$8.52	\$9.28	\$10.67	\$12.70	\$14.83	\$17,716	\$19,312	\$22,198	\$26,426	\$30,841
39-2021	Nonfarm Animal Caretakers	3910	6.98	\$10.77	\$22,405	3.1	\$8.26	\$8.65	\$9.31	\$11.14	\$15.53	\$17,181	\$17,992	\$19,358	\$23,178	\$32,305
39-3011	Gaming Dealers	1180	6.58	\$8.94	\$18,592	2.02	\$8.15	\$8.38	\$8.76	\$9.14	\$9.41	\$16,957	\$17,432	\$18,223	\$19,015	\$19,568
39-3019	Gaming Service Workers, All Other	#	#	\$14.22	\$29,571	3.27	\$9.22	\$11.11	\$13.82	\$17.03	\$20.21	\$19,174	\$23,110	\$28,748	\$35,418	\$42,030
39-3021	Motion Picture Projectionists	50	45.6	\$11.77	\$24,487	4.48	\$8.46	\$9.16	\$11.23	\$13.58	\$15.14	\$17,604	\$19,050	\$23,363	\$28,243	\$31,500
39-3031	Ushers, Lobby Attendants, and Ticket Takers	4040	7.87	\$9.51	\$19,790	2.22	\$8.23	\$8.58	\$9.17	\$10.50	\$11.44	\$17,126	\$17,855	\$19,070	\$21,845	\$23,792
39-3091	Amusement and Recreation Attendants	5420	7.15	\$9.98	\$20,760	1.34	\$8.21	\$8.53	\$9.07	\$10.45	\$13.08	\$17,083	\$17,748	\$18,856	\$21,745	\$27,206
39-3092	Costume Attendants	30	8.5	#	#	#	#	#	#	#	#	#	#	#	#	#
39-3093	Locker Room, Coatroom, and Dressing Room Attendants	310	9.8	\$11.04	\$22,956	2.11	\$8.40	\$8.99	\$10.51	\$12.69	\$14.41	\$17,465	\$18,702	\$21,871	\$26,392	\$29,967
39-4011	Embalmers	#	#	\$14.58	\$30,327	9.81	\$9.81	\$10.47	\$11.55	\$18.41	\$22.41	\$20,409	\$21,768	\$24,031	\$38,289	\$46,607
39-4021	Funeral Attendants	#	#	\$14.68	\$30,536	6.45	\$10.29	\$12.37	\$14.28	\$17.15	\$19.60	\$21,408	\$25,739	\$29,700	\$35,681	\$40,770
39-4031	Morticians, Undertakers, and Funeral Directors	300	19.27	\$19.25	\$40,046	7.47	\$10.44	\$12.76	\$17.89	\$22.85	\$33.41	\$21,708	\$26,543	\$37,203	\$47,526	\$69,496
39-5011	Barbers	400	40.66	\$16.42	\$34,151	12.61	\$8.67	\$9.91	\$13.18	\$20.49	\$29.30	\$18,036	\$20,613	\$27,418	\$42,624	\$60,935
39-5012	Hairdressers, Hairstylists, and Cosmetologists	6410	7.02	\$13.54	\$28,171	4.4	\$8.41	\$9.03	\$10.93	\$14.53	\$24.18	\$17,499	\$18,787	\$22,727	\$30,225	\$50,294
39-5092	Manicurists and Pedicurists	940	28.55	\$12.58	\$26,169	8.77	\$8.44	\$9.11	\$11.15	\$16.08	\$18.18	\$17,564	\$18,949	\$23,194	\$33,438	\$37,813
39-5094	Skincare Specialists	1030	28.78	\$15.27	\$31,772	12.02	\$8.46	\$9.15	\$12.41	\$21.38	\$27.08	\$17,597	\$19,032	\$25,809	\$44,471	\$56,320
39-6011	Baggage Porters and Bellhops	920	11.03	\$10.06	\$20,923	2.29	\$8.25	\$8.61	\$9.23	\$10.86	\$13.22	\$17,151	\$17,916	\$19,193	\$22,594	\$27,492
39-6012	Concierges	510	12.55	\$14.45	\$30,053	1.79	\$10.00	\$11.33	\$13.53	\$16.72	\$20.64	\$20,807	\$23,575	\$28,137	\$34,784	\$42,936
39-7011	Tour Guides and Escorts	710	15.6	\$12.93	\$26,889	3.86	\$8.74	\$9.98	\$12.42	\$15.76	\$17.75	\$18,185	\$20,756	\$25,837	\$32,786	\$36,913
39-7012	Travel Guides	#	#	\$18.43	\$38,340	6.14	\$11.47	\$13.71	\$17.08	\$21.32	\$30.68	\$23,865	\$28,523	\$35,535	\$44,346	\$63,822
39-9011	Childcare Workers	7890	9.07	\$11.73	\$24,400	2.12	\$8.44	\$9.11	\$11.04	\$13.73	\$16.48	\$17,562	\$18,946	\$22,964	\$28,568	\$34,271
39-9021	Personal Care Aides	16880	5.6	\$10.27	\$21,363	0.89	\$8.42	\$9.05	\$10.11	\$11.17	\$12.03	\$17,510	\$18,816	\$21,021	\$23,235	\$25,015
39-9031	Fitness Trainers and Aerobics Instructors	6670	6.74	\$20.27	\$42,165	3.18	\$9.12	\$13.01	\$18.87	\$26.46	\$32.46	\$18,967	\$27,053	\$39,247	\$55,045	\$67,517
39-9032	Recreation Workers	6190	5.07	\$13.12	\$27,287	1.86	\$8.65	\$9.72	\$11.75	\$14.50	\$19.55	\$17,986	\$20,213	\$24,438	\$30,167	\$40,674

Data unavailable

Occupational Code	Occupational Title	Employment Estimate	Employment Percentage Relative Standard Error	Average Hourly Wage	Average Annual Wage	Wage Percentage Relative Standard Error	10th Percentile (Hourly)	25th Percentile (Hourly)	50th Percentile (Hourly)	75th Percentile (Hourly)	90th Percentile (Hourly)	10th Percentile (Annual)	25th Percentile (Annual)	50th Percentile (Annual)	75th Percentile (Annual)	90th Percentile (Annual)
39-9041	Residential Advisors	370	9.64	\$12.99	\$27,011	3	\$8.80	\$10.02	\$12.09	\$14.63	\$19.09	\$18,302	\$20,846	\$25,150	\$30,424	\$39,704
39-9099	Personal Care and Service Workers, All Other	1040	15.79	\$11.13	\$23,151	4.11	\$8.28	\$8.70	\$9.39	\$11.79	\$16.42	\$17,221	\$18,093	\$19,529	\$24,515	\$34,158
41-0000	Sales and Related Occupations	267090	1.11	\$20.18	\$41,964	0.98	\$8.62	\$9.67	\$13.78	\$23.05	\$39.86	\$17,928	\$20,106	\$28,662	\$47,935	\$82,906
41-1011	First-Line Supervisors of Retail Sales Workers	17950	2.66	\$21.17	\$44,030	1.64	\$12.02	\$14.63	\$18.47	\$23.95	\$31.70	\$24,999	\$30,427	\$38,425	\$49,824	\$65,943
41-1012	First-Line Supervisors of Non-Retail Sales Workers	4450	5.5	\$38.09	\$79,231	2.34	\$17.48	\$24.44	\$34.28	\$47.41	\$65.75	\$36,367	\$50,844	\$71,303	\$98,615	\$136,765
41-2011	Cashiers	52950	3.52	\$10.63	\$22,107	0.77	\$8.29	\$8.72	\$9.51	\$11.66	\$14.77	\$17,239	\$18,139	\$19,778	\$24,245	\$30,731
41-2012	Gaming Change Persons and Booth Cashiers	180	22.92	\$14.68	\$30,537	3.16	\$10.70	\$12.36	\$15.13	\$17.10	\$18.28	\$22,259	\$25,706	\$31,465	\$35,573	\$38,032
41-2021	Counter and Rental Clerks	11680	6.66	\$13.80	\$28,708	2.14	\$8.41	\$9.02	\$11.89	\$16.43	\$22.53	\$17,491	\$18,767	\$24,730	\$34,165	\$46,860
41-2022	Parts Salespersons	3760	8.31	\$15.80	\$32,871	2.56	\$8.91	\$10.55	\$13.93	\$19.76	\$26.05	\$18,537	\$21,934	\$28,966	\$41,104	\$54,191
41-2031	Retail Salespersons	80330	2.35	\$13.27	\$27,602	1.3	\$8.47	\$9.17	\$10.96	\$14.33	\$21.19	\$17,612	\$19,070	\$22,802	\$29,811	\$44,078
41-3011	Advertising Sales Agents	2670	6.8	\$33.32	\$69,316	10.76	\$12.68	\$16.74	\$23.22	\$37.87	\$63.00	\$26,369	\$34,822	\$48,287	\$78,766	\$131,040
41-3021	Insurance Sales Agents	8760	7.42	\$26.43	\$54,984	4.64	\$11.17	\$15.47	\$21.73	\$30.47	\$45.37	\$23,241	\$32,186	\$45,197	\$63,377	\$94,374
41-3031	Securities, Commodities, and Financial Services Sales Agents	8760	6.1	\$34.66	\$72,090	4.91	\$13.87	\$16.68	\$22.28	\$42.03	\$75.98	\$28,840	\$34,703	\$46,339	\$74,433	\$108,032
41-3041	Travel Agents	1350	12.99	\$19.16	\$39,855	4.53	\$9.33	\$13.60	\$17.37	\$22.47	\$29.47	\$19,414	\$28,280	\$36,134	\$46,745	\$61,305
41-3099	Sales Representatives, Services, All Other	20790	3.83	\$30.69	\$63,839	1.98	\$11.28	\$16.48	\$24.96	\$37.62	\$57.17	\$23,472	\$34,287	\$51,915	\$78,251	\$118,909
41-4011	Sales Representatives, Wholesale and Manufacturing, Technical and Scientific Products	6070	8.55	\$44.73	\$93,036	4.52	\$17.46	\$25.35	\$39.72	\$54.87	\$74.99	\$36,306	\$52,718	\$82,622	\$114,127	\$155,969
41-4012	Sales Representatives, Wholesale and Manufacturing, Except Technical and Scientific Products	29390	3.55	\$33.76	\$70,217	2.14	\$12.84	\$18.51	\$27.32	\$42.11	\$61.26	\$26,698	\$38,509	\$56,835	\$87,591	\$127,423
41-9011	Demonstrators and Product Promoters	#	#	\$15.33	\$31,895	7.68	\$9.52	\$10.94	\$13.17	\$17.07	\$26.43	\$19,804	\$22,750	\$27,401	\$35,504	\$54,966
41-9012	Models	10	33.72	#	#	#	#	#	#	#	#	#	#	#	#	#
41-9021	Real Estate Brokers	1230	19.13	\$39.22	\$81,582	9.26	\$14.06	\$17.25	\$30.50	\$49.14	\$87.17	\$29,252	\$35,883	\$63,430	\$102,214	\$181,313
41-9022	Real Estate Sales Agents	3220	10.03	\$34.56	\$71,883	8.53	\$12.82	\$17.52	\$27.00	\$43.45	\$63.79	\$26,664	\$36,452	\$56,164	\$90,386	\$132,686
41-9031	Sales Engineers	1910	14.52	\$53.15	\$110,549	4.25	\$28.37	\$37.15	\$49.21	\$63.20	\$83.00	\$59,006	\$77,271	\$102,366	\$131,454	\$172,641
41-9041	Telemarketers	7820	8.68	\$13.19	\$27,432	3.4	\$8.54	\$9.39	\$12.15	\$14.92	\$18.69	\$17,767	\$19,539	\$25,276	\$31,029	\$38,867
41-9091	Door-to-Door Sales Workers, News and Street Vendors, and Related Workers	20	30.68	\$9.35	\$19,439	5.87	\$8.22	\$8.56	\$9.12	\$10.27	\$11.18	\$17,106	\$17,804	\$18,969	\$21,368	\$23,257
41-9099	Sales and Related Workers, All Other	3370	7.86	\$18.92	\$39,343	3.34	\$8.86	\$11.81	\$16.25	\$22.13	\$29.71	\$18,426	\$24,568	\$33,806	\$46,030	\$61,802
43-0000	Office and Administrative Support Occupations	362760	1	\$17.68	\$36,784	0.32	\$9.89	\$12.62	\$16.52	\$21.61	\$27.29	\$20,576	\$26,251	\$34,359	\$44,956	\$56,767
43-1011	First-Line Supervisors of Office and Administrative Support Workers	20040	1.94	\$27.11	\$56,379	0.71	\$14.92	\$19.83	\$25.62	\$32.80	\$41.28	\$31,024	\$41,250	\$53,282	\$68,216	\$85,867
43-2011	Switchboard Operators, Including Answering Service	1690	8.26	\$13.17	\$27,388	1.82	\$9.69	\$10.72	\$12.64	\$14.87	\$17.73	\$20,150	\$22,297	\$26,300	\$30,926	\$36,871
43-2099	Communications Equipment Operators, All Other	#	#	\$21.37	\$44,441	2.56	\$14.86	\$18.58	\$21.48	\$24.22	\$28.21	\$30,902	\$38,645	\$44,680	\$50,375	\$58,671
43-3011	Bill and Account Collectors	4390	7.44	\$16.89	\$35,141	2.73	\$11.22	\$13.39	\$16.45	\$19.74	\$23.57	\$23,328	\$27,853	\$34,206	\$41,059	\$49,031
43-3021	Billing and Posting Clerks and Machine Operators	5900	5.73	\$18.87	\$39,255	1.13	\$13.12	\$15.58	\$18.13	\$22.01	\$26.24	\$27,296	\$32,404	\$37,718	\$45,772	\$54,586
43-3031	Bookkeeping, Accounting, and Auditing Clerks	28110	3.67	\$18.30	\$38,057	0.71	\$10.29	\$13.64	\$17.52	\$22.21	\$27.28	\$21,406	\$28,381	\$36,434	\$46,196	\$56,746
43-3041	Gaming Cage Workers	320	14.13	\$14.93	\$31,063	1.26	\$12.25	\$13.02	\$14.30	\$16.66	\$18.78	\$25,484	\$27,078	\$29,734	\$34,655	\$39,060
43-3051	Payroll and Timekeeping Clerks	2280	5.39	\$21.07	\$43,828	1.22	\$13.96	\$16.95	\$20.62	\$24.62	\$29.04	\$29,027	\$35,248	\$42,887	\$51,213	\$60,401
43-3061	Procurement Clerks	990	6.17	\$21.87	\$45,488	2.8	\$14.46	\$17.51	\$21.18	\$25.56	\$29.68	\$30,084	\$36,429	\$44,061	\$53,166	\$61,730
43-3071	Tellers	7800	3.85	\$13.16	\$27,382	1.21	\$10.04	\$10.97	\$12.68	\$14.62	\$17.54	\$20,880	\$22,824	\$26,365	\$30,409	\$36,477
43-3099	Financial Clerks, All Other	1370	6.02	\$19.54	\$40,640	1.27	\$13.63	\$16.05	\$18.91	\$22.45	\$26.82	\$28,348	\$33,384	\$39,328	\$46,703	\$55,795
43-4011	Brokerage Clerks	980	12.32	\$23.56	\$49,000	5.22	\$13.78	\$17.97	\$23.13	\$28.88	\$34.57	\$28,655	\$37,374	\$48,121	\$60,069	\$71,907
43-4021	Correspondence Clerks	80	28.04	\$19.57	\$40,701	3.15	\$14.54	\$16.63	\$19.76	\$22.15	\$23.60	\$30,235	\$34,591	\$41,102	\$46,062	\$49,078
43-4031	Court, Municipal, and License Clerks	4440	2.45	\$18.87	\$39,241	0.97	\$12.89	\$15.95	\$18.10	\$22.10	\$25.05	\$26,818	\$33,177	\$37,658	\$45,958	\$52,095
43-4041	Credit Authorizers, Checkers, and Clerks	480	17.63	\$21.84	\$45,426	6.93	\$12.62	\$15.24	\$19.15	\$24.77	\$29.05	\$26,246	\$31,701	\$39,838	\$51,525	\$60,417
43-4051	Customer Service Representatives	45120	4.47	\$16.08	\$33,441	0.97	\$10.20	\$12.25	\$14.90	\$18.75	\$23.34	\$21,218	\$25,476	\$30,987	\$38,996	\$48,543
43-4061	Eligibility Interviewers, Government Programs	2740	3.03	\$20.29	\$42,201	1.43	\$15.17	\$16.83	\$19.66	\$23.60	\$26.87	\$31,549	\$35,014	\$40,886	\$49,090	\$55,880
43-4071	File Clerks	2380	7.53	\$14.54	\$30,253	2.15	\$8.91	\$10.89	\$13.79	\$17.43	\$21.44	\$18,529	\$22,653	\$28,688	\$36,259	\$44,603

Data unavailable

Occupational Code	Occupational Title	Employment Estimate	Employment Percentage Relative Standard Error	Average Hourly Wage	Average Annual Wage	Wage Percentage Relative Standard Error	10th Percentile (Hourly)	25th Percentile (Hourly)	50th Percentile (Hourly)	75th Percentile (Hourly)	90th Percentile (Hourly)	10th Percentile (Annual)	25th Percentile (Annual)	50th Percentile (Annual)	75th Percentile (Annual)	90th Percentile (Annual)
43-4081	Hotel, Motel, and Resort Desk Clerks	5150	7.53	\$11.05	\$22,986	1.94	\$8.39	\$8.99	\$10.32	\$12.37	\$14.94	\$17,460	\$18,689	\$21,470	\$25,734	\$31,081
43-4111	Interviewers, Except Eligibility and Loan	3840	7.88	\$14.97	\$31,145	3.09	\$8.66	\$10.80	\$14.77	\$18.28	\$21.98	\$18,013	\$22,468	\$30,730	\$38,029	\$45,711
43-4121	Library Assistants, Clerical	1470	7.5	\$12.11	\$25,184	1.75	\$8.57	\$9.42	\$11.56	\$14.13	\$17.13	\$17,820	\$19,600	\$24,040	\$29,401	\$35,622
43-4131	Loan Interviewers and Clerks	3610	8.15	\$20.60	\$42,850	1.71	\$13.16	\$16.45	\$20.50	\$23.63	\$28.50	\$27,370	\$34,210	\$42,645	\$49,157	\$59,290
43-4141	New Accounts Clerks	900	15.76	\$17.52	\$36,449	1.95	\$12.58	\$15.35	\$17.12	\$18.95	\$23.19	\$26,174	\$31,935	\$35,618	\$39,425	\$48,227
43-4151	Order Clerks	2490	21.56	\$16.13	\$33,559	3.56	\$9.12	\$12.36	\$14.85	\$19.37	\$24.32	\$18,967	\$25,705	\$30,880	\$40,291	\$50,584
43-4161	Human Resources Assistants, Except Payroll and Timekeeping	2420	3.1	\$19.31	\$40,164	0.91	\$13.17	\$16.12	\$19.21	\$22.50	\$26.14	\$27,393	\$33,539	\$39,955	\$46,795	\$54,376
43-4171	Receptionists and Information Clerks	20520	3.56	\$14.38	\$29,908	1.3	\$9.28	\$11.25	\$13.79	\$16.92	\$20.21	\$19,306	\$23,398	\$28,677	\$35,187	\$42,029
43-4181	Reservation and Transportation Ticket Agents and Travel Clerks	2770	12	\$14.58	\$30,331	4.34	\$9.82	\$10.75	\$12.81	\$18.67	\$22.18	\$20,431	\$22,363	\$26,649	\$38,836	\$46,128
43-4199	Information and Record Clerks, All Other	7670	3.47	\$19.32	\$40,193	0.88	\$12.93	\$15.61	\$18.82	\$22.53	\$26.47	\$26,889	\$32,472	\$39,155	\$46,853	\$55,059
43-5011	Cargo and Freight Agents	630	18.29	\$21.86	\$45,474	6.03	\$11.66	\$15.19	\$19.92	\$27.36	\$33.01	\$24,262	\$31,596	\$41,424	\$56,917	\$68,669
43-5021	Couriers and Messengers	910	13.34	\$14.55	\$30,273	3.07	\$10.13	\$11.44	\$13.58	\$17.00	\$21.39	\$21,079	\$23,804	\$28,241	\$35,358	\$44,484
43-5031	Police, Fire, and Ambulance Dispatchers	1760	7.19	\$22.05	\$45,861	1.07	\$15.64	\$19.27	\$22.31	\$25.74	\$28.69	\$32,530	\$40,092	\$46,397	\$53,540	\$59,669
43-5032	Dispatchers, Except Police, Fire, and Ambulance	2870	5.87	\$19.91	\$41,412	1.89	\$11.35	\$15.17	\$19.06	\$23.36	\$28.88	\$23,611	\$31,547	\$39,652	\$48,595	\$60,070
43-5041	Meter Readers, Utilities	540	15.72	\$22.26	\$46,308	3.27	\$12.80	\$16.02	\$22.44	\$27.44	\$31.32	\$26,634	\$33,323	\$46,674	\$57,069	\$65,142
43-5051	Postal Service Clerks	1180	0	\$24.22	\$50,385	1.32	\$13.20	\$25.40	\$26.72	\$26.73	\$27.30	\$27,447	\$52,829	\$55,586	\$55,596	\$56,781
43-5052	Postal Service Mail Carriers	4830	0	\$24.98	\$51,954	1.41	\$16.58	\$23.07	\$27.50	\$27.51	\$28.08	\$34,490	\$47,991	\$57,203	\$57,215	\$58,415
43-5053	Postal Service Mail Sorters, Processors, and Processing Machine Operators	2360	0	\$23.60	\$49,086	3.08	\$15.26	\$24.45	\$26.21	\$26.22	\$26.31	\$31,741	\$50,865	\$54,519	\$54,533	\$54,718
43-5061	Production, Planning, and Expediting Clerks	2720	4.55	\$23.18	\$48,216	2.08	\$14.85	\$17.44	\$22.17	\$27.70	\$34.09	\$30,890	\$36,274	\$46,104	\$57,606	\$70,902
43-5071	Shipping, Receiving, and Traffic Clerks	9590	4.62	\$15.62	\$32,480	1.31	\$9.89	\$12.00	\$14.45	\$18.35	\$23.04	\$20,581	\$24,963	\$30,055	\$38,173	\$47,915
43-5081	Stock Clerks and Order Fillers	31530	2.79	\$13.44	\$27,953	0.94	\$8.66	\$9.74	\$12.38	\$16.38	\$19.04	\$18,006	\$20,262	\$25,742	\$34,073	\$39,609
43-5111	Weighers, Measurers, Checkers, and Samplers, Recordkeeping	570	13.4	\$16.79	\$34,934	7.04	\$9.25	\$11.96	\$15.86	\$18.74	\$25.19	\$19,236	\$24,872	\$32,986	\$38,980	\$52,398
43-6011	Executive Secretaries and Executive Administrative Assistants	11600	2.11	\$24.95	\$51,895	0.69	\$16.93	\$20.01	\$24.11	\$28.92	\$34.90	\$35,222	\$41,629	\$50,149	\$60,153	\$72,590
43-6012	Legal Secretaries	2870	9.67	\$22.41	\$46,607	3	\$13.26	\$16.67	\$21.31	\$27.95	\$34.09	\$27,589	\$34,680	\$44,331	\$58,134	\$70,903
43-6013	Medical Secretaries	7720	7.54	\$16.81	\$34,966	1.71	\$11.38	\$13.57	\$16.46	\$19.39	\$22.97	\$23,679	\$28,234	\$34,229	\$40,336	\$47,783
43-6014	Secretaries and Administrative Assistants, Except Legal, Medical,	59570	1.75	\$17.24	\$35,867	0.46	\$10.36	\$13.27	\$16.80	\$20.98	\$25.04	\$21,551	\$27,610	\$34,937	\$43,630	\$52,087
43-9011	Computer Operators	480	9.35	\$23.97	\$49,857	1.7	\$15.76	\$19.56	\$23.84	\$28.06	\$33.40	\$32,788	\$40,691	\$49,595	\$58,368	\$69,475
43-9021	Data Entry Keyers	2880	10.31	\$16.63	\$34,599	3.94	\$9.56	\$12.04	\$16.05	\$19.41	\$24.70	\$19,877	\$25,037	\$33,390	\$40,380	\$51,374
43-9022	Word Processors and Typists	430	10.92	\$18.45	\$38,384	4.77	\$10.87	\$13.32	\$17.95	\$22.91	\$27.59	\$22,614	\$27,704	\$37,343	\$47,659	\$57,387
43-9031	Desktop Publishers	390	32.54	\$16.08	\$33,451	7.76	\$8.44	\$9.11	\$15.65	\$21.30	\$25.65	\$17,565	\$18,953	\$32,553	\$44,311	\$53,343
43-9041	Insurance Claims and Policy Processing Clerks	1730	13.81	\$20.86	\$43,380	2.2	\$15.02	\$16.88	\$20.13	\$23.90	\$28.10	\$31,238	\$35,109	\$41,867	\$49,718	\$58,456
43-9051	Mail Clerks and Mail Machine Operators, Except Postal Service	1240	11	\$14.61	\$30,399	3.06	\$8.75	\$10.65	\$14.95	\$17.74	\$20.61	\$18,192	\$22,143	\$31,092	\$36,904	\$42,878
43-9061	Office Clerks, General	31320	2.84	\$17.29	\$35,972	1.02	\$9.34	\$11.93	\$16.02	\$21.26	\$27.52	\$19,429	\$24,808	\$33,316	\$44,211	\$57,238
43-9071	Office Machine Operators, Except Computer	970	11.64	\$14.99	\$31,189	1.84	\$8.95	\$11.37	\$14.54	\$17.98	\$21.79	\$18,617	\$23,648	\$30,235	\$37,407	\$45,320
43-9081	Proofreaders and Copy Markers	110	14.35	\$19.05	\$39,615	6.03	\$11.18	\$15.34	\$17.85	\$22.00	\$27.80	\$23,256	\$31,903	\$37,132	\$45,766	\$57,826
43-9111	Statistical Assistants	200	27.66	\$22.85	\$47,521	2.54	\$14.23	\$19.99	\$23.91	\$26.96	\$28.89	\$29,599	\$41,581	\$49,738	\$56,070	\$60,098
43-9199	Office and Administrative Support Workers, All Other	1780	6.96	\$17.01	\$35,377	3.31	\$8.81	\$11.12	\$15.99	\$21.16	\$26.12	\$18,324	\$23,127	\$33,256	\$44,008	\$54,336
45-0000	Farming, Fishing, and Forestry Occupations	4510	6.82	\$13.56	\$28,202	2.01	\$8.43	\$9.08	\$12.00	\$15.81	\$21.29	\$17,541	\$18,893	\$24,953	\$32,877	\$44,289
45-1011	First-Line Supervisors of Farming, Fishing, and Forestry Workers	200	8.68	\$24.76	\$51,500	3.39	\$15.49	\$19.33	\$23.05	\$29.56	\$37.37	\$32,217	\$40,209	\$47,946	\$61,490	\$77,722
45-2011	Agricultural Inspectors	180	4.47	\$21.87	\$45,496	1.64	\$16.37	\$19.44	\$21.56	\$25.49	\$28.26	\$34,054	\$40,437	\$44,849	\$53,023	\$58,774
45-2041	Graders and Sorters, Agricultural Products	490	14.7	\$9.21	\$19,153	2.81	\$8.18	\$8.45	\$8.89	\$9.34	\$11.16	\$17,011	\$17,567	\$18,495	\$19,424	\$23,208
45-2091	Agricultural Equipment Operators	300	23.22	\$16.45	\$34,206	7.14	\$8.92	\$12.17	\$16.07	\$18.56	\$25.60	\$18,558	\$25,310	\$33,423	\$38,595	\$53,244
45-2092	Farmworkers and Laborers, Crop, Nursery, and Greenhouse	2100	12.02	\$12.85	\$26,721	2.91	\$8.48	\$9.21	\$12.23	\$14.28	\$17.52	\$17,647	\$19,158	\$25,435	\$29,695	\$36,446

Data unavailable

Occupational Code	Occupational Title	Employment Estimate	Employment Percentage Relative Standard Error	Average Hourly Wage	Average Annual Wage	Wage Percentage Relative Standard Error	10th Percentile (Hourly)	25th Percentile (Hourly)	50th Percentile (Hourly)	75th Percentile (Hourly)	90th Percentile (Hourly)	10th Percentile (Annual)	25th Percentile (Annual)	50th Percentile (Annual)	75th Percentile (Annual)	90th Percentile (Annual)
45-2093	Farmworkers, Farm, Ranch, and Aquacultural Animals	960	11	\$11.75	\$24,447	3.57	\$8.34	\$8.84	\$10.26	\$13.30	\$17.69	\$17,342	\$18,396	\$21,330	\$27,656	\$36,800
45-2099	Agricultural Workers, All Other	70	25.46	\$16.01	\$33,300	6.83	\$8.85	\$14.28	\$16.57	\$18.38	\$21.74	\$18,413	\$29,701	\$34,469	\$38,223	\$45,225
45-4011	Forest and Conservation Workers	#	#	\$15.99	\$33,262	5.79	\$13.66	\$15.23	\$16.35	\$17.48	\$18.16	\$28,421	\$31,670	\$34,015	\$36,359	\$37,766
45-4021	Fallers	10	18.91	\$18.37	\$38,202	8.53	\$10.55	\$18.70	\$20.21	\$21.71	\$22.61	\$21,935	\$38,888	\$42,032	\$45,159	\$47,035
45-4022	Logging Equipment Operators	130	16.41	\$16.46	\$34,242	4.88	\$9.79	\$12.36	\$15.71	\$19.91	\$24.84	\$20,367	\$25,706	\$32,679	\$41,419	\$51,675
45-4023	Log Graders and Scalers	30	35.55	\$14.67	\$30,507	5.06	\$9.88	\$12.44	\$15.20	\$17.24	\$18.46	\$20,557	\$25,878	\$31,607	\$35,849	\$38,395
47-0000	Construction and Extraction Occupations	122030	1.61	\$21.18	\$44,055	0.72	\$12.30	\$15.33	\$19.44	\$25.70	\$32.45	\$25,590	\$31,897	\$40,445	\$53,459	\$67,489
47-1011	First-Line Supervisors of Construction Trades and Extraction Work	12090	3.84	\$32.01	\$66,584	1.5	\$19.43	\$24.35	\$30.13	\$37.71	\$46.04	\$40,418	\$50,652	\$62,668	\$78,443	\$95,766
47-2011	Boilermakers	150	39.36	\$32.00	\$66,563	7.32	\$21.87	\$27.99	\$33.48	\$37.26	\$40.33	\$45,498	\$58,221	\$69,634	\$77,503	\$83,891
47-2021	Brickmasons and Blockmasons	1300	20.54	\$20.76	\$43,183	6.2	\$12.66	\$14.29	\$21.43	\$26.41	\$28.86	\$26,334	\$29,731	\$44,582	\$54,929	\$60,035
47-2022	Stonemasons	260	35.39	\$17.74	\$36,899	13.66	\$8.83	\$15.07	\$17.10	\$20.42	\$27.91	\$18,373	\$31,351	\$35,560	\$42,474	\$58,056
47-2031	Carpenters	12720	6.29	\$20.41	\$42,460	2.12	\$12.33	\$15.15	\$19.74	\$24.45	\$28.84	\$25,647	\$31,518	\$41,065	\$50,860	\$59,997
47-2041	Carpet Installers	410	32.4	\$17.29	\$35,970	5.87	\$9.06	\$11.80	\$17.72	\$22.35	\$26.24	\$18,845	\$24,541	\$36,867	\$46,479	\$54,581
47-2042	Floor Layers, Except Carpet, Wood, and Hard Tiles	170	46.05	\$18.08	\$37,605	6.1	\$13.22	\$15.18	\$17.65	\$20.51	\$22.43	\$27,489	\$31,564	\$36,712	\$42,655	\$46,661
47-2043	Floor Sanders and Finishers	140	26.16	\$18.80	\$39,099	7.23	\$12.39	\$14.35	\$16.88	\$21.94	\$30.89	\$25,763	\$29,854	\$35,121	\$45,629	\$64,245
47-2044	Tile and Marble Setters	440	38.86	\$21.94	\$45,628	9.64	\$12.47	\$13.92	\$17.43	\$28.87	\$41.49	\$25,940	\$28,951	\$36,258	\$60,047	\$86,308
47-2051	Cement Masons and Concrete Finishers	4650	10.74	\$17.63	\$36,680	2.74	\$11.15	\$13.87	\$17.12	\$21.07	\$25.35	\$23,201	\$28,850	\$35,601	\$43,833	\$52,734
47-2061	Construction Laborers	18860	5.52	\$15.33	\$31,891	1.32	\$10.33	\$12.21	\$14.77	\$17.83	\$21.50	\$21,491	\$25,401	\$30,728	\$37,083	\$44,714
47-2071	Paving, Surfacing, and Tamping Equipment Operators	1600	13.67	\$19.36	\$40,266	1.28	\$14.00	\$16.27	\$19.32	\$22.21	\$25.08	\$29,130	\$33,847	\$40,184	\$46,195	\$52,172
47-2073	Operating Engineers and Other Construction Equipment Operators	8440	4.75	\$21.09	\$43,863	1.15	\$15.20	\$17.10	\$20.56	\$24.65	\$28.45	\$31,623	\$35,578	\$42,765	\$51,282	\$59,171
47-2081	Drywall and Ceiling Tile Installers	2250	13.33	\$19.69	\$40,951	2.95	\$13.34	\$15.99	\$19.23	\$23.64	\$27.36	\$27,738	\$33,262	\$39,989	\$49,174	\$56,899
47-2082	Tapers	680	45.6	\$20.02	\$41,637	2.08	\$15.46	\$16.67	\$18.68	\$21.93	\$27.43	\$32,148	\$34,667	\$38,865	\$45,618	\$57,050
47-2111	Electricians	13880	5.29	\$23.19	\$48,238	2.41	\$13.53	\$16.79	\$22.52	\$28.60	\$34.74	\$28,145	\$34,930	\$46,847	\$59,493	\$72,269
47-2121	Glaziers	1020	28.23	\$20.60	\$42,849	2.89	\$13.34	\$16.27	\$19.96	\$25.38	\$28.65	\$27,749	\$33,843	\$41,520	\$52,790	\$59,597
47-2131	Insulation Workers, Floor, Ceiling, and Wall	1120	29.82	\$16.85	\$35,043	6.67	\$10.15	\$12.24	\$15.14	\$18.71	\$27.21	\$21,103	\$25,462	\$31,483	\$38,924	\$56,601
47-2132	Insulation Workers, Mechanical	#	#	\$19.06	\$39,645	5.19	\$11.93	\$14.11	\$17.37	\$21.39	\$29.81	\$24,820	\$29,354	\$36,126	\$44,490	\$62,005
47-2141	Painters, Construction and Maintenance	3350	9.38	\$16.90	\$35,155	3	\$10.98	\$13.74	\$16.58	\$19.14	\$23.46	\$22,839	\$28,589	\$34,484	\$39,818	\$48,806
47-2151	Pipelayers	910	14.01	\$19.02	\$39,566	3.89	\$13.24	\$15.41	\$17.86	\$21.86	\$27.28	\$27,532	\$32,048	\$37,146	\$45,459	\$56,752
47-2152	Plumbers, Pipefitters, and Steamfitters	8160	7.58	\$22.70	\$47,225	1.72	\$14.28	\$17.32	\$22.18	\$27.96	\$33.10	\$29,695	\$36,025	\$46,143	\$58,167	\$68,840
47-2161	Plasterers and Stucco Masons	460	28.77	\$17.78	\$36,982	3.23	\$14.00	\$15.74	\$17.54	\$19.90	\$22.37	\$29,122	\$32,733	\$36,485	\$41,383	\$46,526
47-2171	Reinforcing Iron and Rebar Workers	180	36.58	\$18.05	\$37,534	11.84	\$10.65	\$15.56	\$18.65	\$21.70	\$23.53	\$22,158	\$32,364	\$38,792	\$45,145	\$48,946
47-2181	Roofers	2390	12.85	\$18.97	\$39,464	4.37	\$12.26	\$14.41	\$18.05	\$22.87	\$27.78	\$25,500	\$29,976	\$37,551	\$47,570	\$57,790
47-2211	Sheet Metal Workers	3050	15.01	\$20.64	\$42,936	2.37	\$12.68	\$15.88	\$20.20	\$24.56	\$30.11	\$26,374	\$33,027	\$42,010	\$51,086	\$62,627
47-2221	Structural Iron and Steel Workers	810	15.35	\$20.91	\$43,501	3.64	\$14.78	\$17.04	\$20.73	\$25.07	\$28.45	\$30,742	\$35,446	\$43,112	\$52,153	\$59,180
47-2231	Solar Photovoltaic Installers	110	38.43	\$18.54	\$38,565	3.28	\$13.30	\$15.65	\$19.47	\$21.59	\$22.86	\$27,672	\$32,552	\$40,491	\$44,903	\$47,551
47-3011	Helpers--Brickmasons, Blockmasons, Stonemasons, and Tile and Marble Setters	320	20.17	\$16.29	\$33,883	6.98	\$10.49	\$12.61	\$14.99	\$20.01	\$23.95	\$21,824	\$26,228	\$31,171	\$41,619	\$49,814
47-3012	Helpers--Carpenters	340	23.59	\$12.97	\$26,968	3.52	\$8.72	\$10.32	\$12.90	\$14.62	\$17.71	\$18,136	\$21,462	\$26,834	\$30,410	\$36,836
47-3013	Helpers--Electricians	480	23.14	\$17.16	\$35,703	8.44	\$9.34	\$12.50	\$14.48	\$20.72	\$28.35	\$19,419	\$25,999	\$30,124	\$43,101	\$58,973
47-3014	Helpers--Painters, Paperhangers, Plasterers, and Stucco Masons	220	45.2	\$11.25	\$23,392	4.02	\$9.69	\$10.14	\$10.90	\$11.65	\$14.07	\$20,159	\$21,101	\$22,671	\$24,240	\$29,271
47-3015	Helpers--Pipelayers, Plumbers, Pipefitters, and Steamfitters	450	35.28	\$14.01	\$29,148	8.13	\$8.53	\$9.32	\$14.47	\$17.49	\$19.92	\$17,742	\$19,396	\$30,103	\$36,373	\$41,429
47-3016	Helpers--Roofers	180	21	\$12.87	\$26,776	3.69	\$9.28	\$10.55	\$12.64	\$14.74	\$17.41	\$19,304	\$21,940	\$26,290	\$30,651	\$36,204
47-3019	Helpers, Construction Trades, All Other	50	41.42	\$14.58	\$30,333	7.37	\$9.74	\$11.07	\$15.35	\$17.28	\$18.44	\$20,259	\$23,030	\$31,922	\$35,940	\$38,351
47-4011	Construction and Building Inspectors	1820	8.77	\$30.87	\$64,204	2.15	\$19.96	\$25.12	\$30.37	\$36.03	\$43.23	\$41,519	\$52,252	\$63,172	\$74,946	\$89,915
47-4021	Elevator Installers and Repairers	220	10.01	\$32.35	\$67,288	3.69	\$15.83	\$23.57	\$35.20	\$42.40	\$45.70	\$32,926	\$49,036	\$73,214	\$88,193	\$95,054
47-4031	Fence Erectors	270	45.52	\$15.76	\$32,780	3.76	\$11.78	\$13.31	\$15.64	\$17.64	\$20.38	\$24,497	\$27,688	\$32,531	\$36,697	\$42,398
47-4041	Hazardous Materials Removal Workers	950	15.42	\$17.87	\$37,165	1.67	\$14.94	\$15.91	\$17.51	\$19.75	\$22.41	\$31,073	\$33,086	\$36,418	\$41,081	\$46,621

Data unavailable

Occupational Code	Occupational Title	Employment Estimate	Employment Percentage Relative Standard Error	Average Hourly Wage	Average Annual Wage	Wage Percentage Relative Standard Error	10th Percentile (Hourly)	25th Percentile (Hourly)	50th Percentile (Hourly)	75th Percentile (Hourly)	90th Percentile (Hourly)	10th Percentile (Annual)	25th Percentile (Annual)	50th Percentile (Annual)	75th Percentile (Annual)	90th Percentile (Annual)
47-4051	Highway Maintenance Workers	2850	3.03	\$19.89	\$41,369	0.68	\$14.91	\$17.46	\$20.51	\$22.30	\$24.78	\$31,018	\$36,325	\$42,667	\$46,391	\$51,546
47-4061	Rail-Track Laying and Maintenance Equipment Operators	160	29.92	\$23.27	\$48,395	4.29	\$14.82	\$19.91	\$24.41	\$27.38	\$29.17	\$30,818	\$41,411	\$50,768	\$56,955	\$60,667
47-4071	Septic Tank Servicers and Sewer Pipe Cleaners	660	22.58	\$19.23	\$39,994	4.87	\$12.59	\$15.13	\$17.40	\$22.46	\$28.06	\$26,193	\$31,477	\$36,199	\$46,727	\$58,368
47-4099	Construction and Related Workers, All Other	860	21.61	\$19.68	\$40,933	13.48	\$10.65	\$12.81	\$16.12	\$22.43	\$40.31	\$22,143	\$26,652	\$33,524	\$46,664	\$83,839
47-5011	Derrick Operators, Oil and Gas	710	23.12	\$22.79	\$47,400	4.72	\$15.53	\$17.19	\$21.17	\$26.92	\$32.61	\$32,312	\$35,750	\$44,042	\$55,999	\$67,819
47-5012	Rotary Drill Operators, Oil and Gas	740	18.96	\$25.88	\$53,840	4.9	\$15.42	\$17.97	\$24.86	\$29.58	\$36.05	\$32,067	\$37,376	\$51,702	\$61,519	\$74,976
47-5013	Service Unit Operators, Oil, Gas, and Mining	4150	11.99	\$23.46	\$48,794	3.43	\$15.28	\$18.32	\$21.58	\$27.29	\$35.35	\$31,786	\$38,096	\$44,897	\$56,763	\$73,536
47-5021	Earth Drillers, Except Oil and Gas	620	34.64	\$21.44	\$44,592	5.56	\$14.91	\$16.88	\$21.75	\$26.23	\$28.51	\$31,008	\$35,105	\$45,240	\$54,549	\$59,307
47-5031	Explosives Workers, Ordnance Handling Experts, and Blasters	180	32.66	#	#	#	#	#	#	#	#	#	#	#	#	#
47-5041	Continuous Mining Machine Operators	510	5.27	\$28.10	\$58,453	4.58	\$17.51	\$24.86	\$29.56	\$33.39	\$35.67	\$36,429	\$51,703	\$61,484	\$69,451	\$74,191
47-5042	Mine Cutting and Channeling Machine Operators	130	24.79	\$20.54	\$42,733	9.35	\$13.91	\$16.07	\$18.48	\$25.55	\$29.28	\$28,923	\$33,420	\$38,432	\$53,140	\$60,896
47-5049	Mining Machine Operators, All Other	160	41.41	\$26.47	\$55,068	3.87	\$16.73	\$22.26	\$26.77	\$30.69	\$36.36	\$34,794	\$46,296	\$55,675	\$63,835	\$75,629
47-5051	Rock Splitters, Quarry	#	#	\$17.56	\$36,522	7.36	\$12.01	\$13.83	\$16.67	\$20.37	\$26.04	\$24,991	\$28,760	\$34,681	\$42,379	\$54,170
47-5061	Roof Bolters, Mining	110	24.71	\$29.33	\$61,013	3.36	\$24.03	\$26.03	\$29.35	\$33.40	\$35.97	\$49,977	\$54,134	\$61,041	\$69,463	\$74,823
47-5071	Roustabouts, Oil and Gas	3520	11.54	\$19.10	\$39,728	2.3	\$13.18	\$15.46	\$17.78	\$22.92	\$27.64	\$27,419	\$32,153	\$36,992	\$47,682	\$57,494
47-5081	Helpers--Extraction Workers	680	47.59	\$19.31	\$40,166	4.24	\$13.19	\$15.63	\$18.60	\$22.19	\$27.49	\$27,433	\$32,504	\$38,679	\$46,157	\$57,171
47-5099	Extraction Workers, All Other	#	#	\$22.96	\$47,760	3.84	\$15.98	\$17.61	\$22.45	\$27.80	\$32.72	\$33,229	\$36,621	\$46,697	\$57,818	\$68,065
49-0000	Installation, Maintenance, and Repair Occupations	90950	1.6	\$22.72	\$47,266	0.73	\$11.80	\$15.56	\$21.50	\$28.70	\$35.89	\$24,542	\$32,374	\$44,715	\$59,704	\$74,654
49-1011	First-Line Supervisors of Mechanics, Installers, and Repairers	6660	3.24	\$32.86	\$68,344	0.92	\$19.91	\$25.49	\$32.13	\$38.89	\$47.27	\$41,422	\$53,011	\$66,825	\$80,893	\$98,316
49-2011	Computer, Automated Teller, and Office Machine Repairers	2000	13.53	\$19.50	\$40,563	2.61	\$11.65	\$14.25	\$19.28	\$24.28	\$28.50	\$24,240	\$29,631	\$40,094	\$50,508	\$59,279
49-2021	Radio, Cellular, and Tower Equipment Installers and Repairers	390	24.54	\$21.20	\$44,092	6.44	\$10.79	\$14.81	\$21.11	\$27.35	\$31.86	\$22,450	\$30,812	\$43,900	\$56,894	\$66,274
49-2022	Telecommunications Equipment Installers and Repairers, Except Line Installers	4480	7.27	\$29.52	\$61,398	1.84	\$18.15	\$25.16	\$31.68	\$34.98	\$36.95	\$37,746	\$52,325	\$65,899	\$72,755	\$76,850
49-2091	Avionics Technicians	180	26.76	\$31.45	\$65,420	6.71	\$19.99	\$22.55	\$31.76	\$40.74	\$44.64	\$41,588	\$46,914	\$66,059	\$84,739	\$92,856
49-2092	Electric Motor, Power Tool, and Related Repairers	#	#	\$19.18	\$39,900	6.56	\$9.55	\$15.62	\$19.42	\$23.52	\$27.25	\$19,866	\$32,483	\$40,394	\$48,917	\$56,688
49-2093	Electrical and Electronics Installers and Repairers, Transportation Equipment	250	43.22	\$28.17	\$58,602	4.2	\$23.55	\$25.23	\$28.02	\$31.78	\$35.05	\$48,993	\$52,475	\$58,279	\$66,093	\$72,898
49-2094	Electrical and Electronics Repairers, Commercial and Industrial Equipment	1730	8.52	\$28.60	\$59,493	2.33	\$19.34	\$22.93	\$28.06	\$34.45	\$40.42	\$40,233	\$47,693	\$58,357	\$71,649	\$84,076
49-2095	Electrical and Electronics Repairers, Powerhouse, Substation, and Relay	270	16.02	\$36.79	\$76,533	2.32	\$30.47	\$32.88	\$36.91	\$41.99	\$45.14	\$63,385	\$68,392	\$76,779	\$87,341	\$93,884
49-2096	Electronic Equipment Installers and Repairers, Motor Vehicles	240	38.29	\$15.63	\$32,513	6.6	\$10.59	\$12.47	\$15.57	\$18.28	\$21.46	\$22,036	\$25,940	\$32,394	\$38,026	\$44,646
49-2097	Electronic Home Entertainment Equipment Installers and Repairers	340	26.98	\$20.17	\$41,946	5.44	\$12.62	\$14.95	\$19.53	\$23.86	\$30.51	\$26,258	\$31,091	\$40,621	\$49,620	\$63,467
49-2098	Security and Fire Alarm Systems Installers	1200	25.9	\$20.73	\$43,119	3.05	\$14.85	\$16.49	\$19.61	\$24.82	\$29.33	\$30,881	\$34,289	\$40,799	\$51,617	\$61,007
49-3011	Aircraft Mechanics and Service Technicians	1630	11.61	\$32.87	\$68,370	3.9	\$19.56	\$25.02	\$32.53	\$40.68	\$45.13	\$40,681	\$52,036	\$67,665	\$84,612	\$93,874
49-3021	Automotive Body and Related Repairers	2430	12.03	\$22.81	\$47,446	3.15	\$12.14	\$16.78	\$21.97	\$27.51	\$34.20	\$25,248	\$34,910	\$45,699	\$57,215	\$71,141
49-3022	Automotive Glass Installers and Repairers	#	#	\$15.89	\$33,043	6.35	\$11.49	\$12.93	\$14.62	\$19.32	\$22.32	\$23,893	\$26,901	\$30,419	\$40,187	\$46,419
49-3023	Automotive Service Technicians and Mechanics	12120	3.46	\$20.30	\$42,233	1.55	\$10.12	\$13.49	\$18.93	\$26.10	\$31.98	\$21,055	\$28,068	\$39,375	\$54,294	\$66,525
49-3031	Bus and Truck Mechanics and Diesel Engine Specialists	4410	7.14	\$22.12	\$46,020	1.81	\$13.59	\$17.25	\$21.77	\$26.91	\$31.42	\$28,259	\$35,890	\$45,274	\$55,964	\$65,358
49-3041	Farm Equipment Mechanics and Service Technicians	360	10.6	\$19.64	\$40,858	3.39	\$13.74	\$16.26	\$18.77	\$22.64	\$27.19	\$28,579	\$33,824	\$39,046	\$47,085	\$56,552
49-3042	Mobile Heavy Equipment Mechanics, Except Engines	2760	9.13	\$23.10	\$48,054	1.52	\$14.97	\$18.87	\$22.90	\$27.73	\$32.32	\$31,141	\$39,259	\$47,625	\$57,688	\$67,221
49-3043	Rail Car Repairers	420	23.09	\$23.47	\$48,825	4.37	\$13.06	\$17.11	\$24.75	\$29.21	\$33.82	\$27,170	\$35,587	\$51,488	\$60,766	\$70,345
49-3051	Motorboat Mechanics and Service Technicians	130	45.11	\$17.34	\$36,063	6.44	\$9.10	\$15.33	\$17.93	\$20.80	\$22.62	\$18,921	\$31,892	\$37,287	\$43,267	\$47,047
49-3052	Motorcycle Mechanics	300	19.36	\$19.85	\$41,286	6.56	\$9.51	\$13.56	\$18.15	\$24.11	\$30.45	\$19,781	\$28,211	\$37,759	\$50,142	\$63,335

Data unavailable

Occupational Code	Occupational Title	Employment Estimate	Employment Percentage Relative Standard Error	Average Hourly Wage	Average Annual Wage	Wage Percentage Relative Standard Error	10th Percentile (Hourly)	25th Percentile (Hourly)	50th Percentile (Hourly)	75th Percentile (Hourly)	90th Percentile (Hourly)	10th Percentile (Annual)	25th Percentile (Annual)	50th Percentile (Annual)	75th Percentile (Annual)	90th Percentile (Annual)
49-3053	Outdoor Power Equipment and Other Small Engine Mechanics	470	19	\$17.70	\$36,810	2.2	\$10.08	\$14.79	\$17.28	\$21.05	\$26.14	\$20,961	\$30,767	\$35,945	\$43,788	\$54,372
49-3091	Bicycle Repairers	870	41.07	\$14.21	\$29,553	4.39	\$8.82	\$11.21	\$14.05	\$17.17	\$20.05	\$18,354	\$23,308	\$29,220	\$35,718	\$41,703
49-3092	Recreational Vehicle Service Technicians	380	34.48	\$21.42	\$44,553	8.71	\$13.21	\$15.74	\$20.06	\$27.24	\$29.63	\$27,473	\$32,730	\$41,735	\$56,667	\$61,637
49-3093	Tire Repairers and Changers	1910	13.31	\$13.01	\$27,055	3.45	\$9.50	\$10.54	\$12.26	\$14.25	\$17.96	\$19,761	\$21,914	\$25,499	\$29,636	\$37,352
49-9011	Mechanical Door Repairers	#	#	\$18.45	\$38,367	4.13	\$13.56	\$15.56	\$17.64	\$20.97	\$24.45	\$28,212	\$32,373	\$36,689	\$43,627	\$50,866
49-9012	Control and Valve Installers and Repairers, Except Mechanical Door	1150	12.31	\$32.18	\$66,945	4.69	\$17.58	\$24.27	\$31.97	\$40.43	\$45.16	\$36,559	\$50,479	\$66,494	\$84,090	\$93,924
49-9021	Heating, Air Conditioning, and Refrigeration Mechanics and Installers	4440	9.97	\$23.85	\$49,612	1.92	\$15.40	\$19.49	\$23.44	\$28.26	\$33.00	\$32,028	\$40,529	\$48,760	\$58,781	\$68,641
49-9031	Home Appliance Repairers	590	24.06	\$19.91	\$41,407	9.53	\$11.39	\$13.24	\$17.23	\$25.16	\$33.94	\$23,694	\$27,535	\$35,834	\$52,324	\$70,598
49-9041	Industrial Machinery Mechanics	5740	6.79	\$25.49	\$53,019	1.89	\$14.77	\$19.08	\$25.34	\$31.39	\$36.69	\$30,722	\$39,677	\$52,710	\$65,290	\$76,320
49-9043	Maintenance Workers, Machinery	580	11.92	\$22.03	\$45,828	1.96	\$12.42	\$16.63	\$21.66	\$26.85	\$30.89	\$25,837	\$34,595	\$45,058	\$55,849	\$64,259
49-9044	Millwrights	350	22.95	\$22.01	\$45,788	6.03	\$10.77	\$17.20	\$22.40	\$27.65	\$31.97	\$22,406	\$35,771	\$46,600	\$57,506	\$66,495
49-9051	Electrical Power-Line Installers and Repairers	2650	7.71	\$32.96	\$68,565	2.04	\$18.27	\$25.85	\$34.71	\$41.42	\$45.20	\$38,003	\$53,778	\$72,202	\$86,157	\$94,016
49-9052	Telecommunications Line Installers and Repairers	1760	17.76	\$21.85	\$45,447	3.4	\$13.67	\$16.67	\$21.15	\$26.46	\$31.59	\$28,442	\$34,670	\$43,990	\$55,040	\$65,711
49-9061	Camera and Photographic Equipment Repairers	#	#	\$17.24	\$35,850	6.28	\$12.98	\$14.49	\$16.29	\$18.20	\$25.44	\$26,992	\$30,146	\$33,873	\$37,860	\$52,906
49-9062	Medical Equipment Repairers	1010	10.95	\$24.21	\$50,360	2.7	\$14.82	\$18.10	\$23.43	\$28.49	\$36.90	\$30,832	\$37,638	\$48,736	\$59,267	\$76,746
49-9063	Musical Instrument Repairers and Tuners	150	41.99	\$16.54	\$34,394	16.79	\$8.72	\$9.75	\$14.10	\$19.73	\$26.81	\$18,145	\$20,270	\$29,338	\$41,028	\$55,770
49-9069	Precision Instrument and Equipment Repairers, All Other	90	28.03	\$29.35	\$61,054	11.73	\$15.66	\$18.18	\$28.94	\$40.97	\$43.81	\$32,578	\$37,814	\$60,194	\$85,219	\$91,129
49-9071	Maintenance and Repair Workers, General	20040	2.45	\$18.52	\$38,514	0.98	\$10.54	\$13.36	\$17.52	\$22.64	\$28.37	\$21,914	\$27,795	\$36,439	\$47,090	\$59,011
49-9081	Wind Turbine Service Technicians	60	28.18	\$22.25	\$46,280	2.72	\$16.55	\$18.81	\$22.19	\$26.07	\$28.70	\$34,421	\$39,126	\$46,161	\$54,224	\$59,703
49-9091	Coin, Vending, and Amusement Machine Servicers and Repairers	370	20.02	\$17.33	\$36,045	6.13	\$9.08	\$13.32	\$17.61	\$21.49	\$23.77	\$18,890	\$27,697	\$36,622	\$44,690	\$49,445
49-9094	Locksmiths and Safe Repairers	290	17.83	\$17.92	\$37,266	3.12	\$12.04	\$13.49	\$17.08	\$22.12	\$26.54	\$25,052	\$28,062	\$35,536	\$46,019	\$55,210
49-9096	Riggers	100	27.38	\$28.04	\$58,327	7.67	\$17.65	\$21.10	\$26.19	\$37.98	\$43.25	\$36,707	\$43,881	\$54,471	\$78,988	\$89,954
49-9097	Signal and Track Switch Repairers	120	35.19	\$25.35	\$52,725	3.23	\$19.47	\$23.78	\$25.99	\$28.17	\$29.53	\$40,501	\$49,472	\$54,055	\$58,604	\$61,430
49-9098	Helpers--Installation, Maintenance, and Repair Workers	860	8.58	\$14.28	\$29,708	2.53	\$8.80	\$10.70	\$13.91	\$17.16	\$20.76	\$18,302	\$22,249	\$28,941	\$35,692	\$43,175
49-9099	Installation, Maintenance, and Repair Workers, All Other	2680	10.1	\$19.03	\$39,579	3.23	\$10.33	\$13.47	\$18.17	\$23.89	\$28.85	\$21,495	\$28,008	\$37,802	\$49,691	\$59,998
51-0000	Production Occupations	97640	2.3	\$17.70	\$36,810	0.88	\$9.41	\$11.73	\$15.94	\$21.44	\$28.93	\$19,570	\$24,396	\$33,163	\$44,587	\$60,167
51-1011	First-Line Supervisors of Production and Operating Workers	5800	2.96	\$30.21	\$62,827	1.08	\$17.22	\$22.22	\$28.70	\$36.36	\$45.97	\$35,825	\$46,214	\$59,700	\$75,619	\$95,622
51-2011	Aircraft Structure, Surfaces, Rigging, and Systems Assemblers	230	48.03	\$24.72	\$51,418	6.25	\$14.59	\$17.86	\$23.53	\$31.90	\$36.92	\$30,350	\$37,142	\$48,937	\$66,348	\$76,799
51-2021	Coil Winders, Tapers, and Finishers	80	30.75	\$15.09	\$31,377	5.28	\$10.41	\$11.81	\$14.29	\$17.40	\$21.63	\$21,659	\$24,570	\$29,727	\$36,182	\$44,993
51-2022	Electrical and Electronic Equipment Assemblers	3040	9.67	\$16.88	\$35,101	3.52	\$9.46	\$12.29	\$15.75	\$20.40	\$26.29	\$19,671	\$25,553	\$32,759	\$42,426	\$54,693
51-2023	Electromechanical Equipment Assemblers	2280	7.92	\$16.46	\$34,231	2.88	\$11.21	\$13.95	\$16.34	\$18.20	\$22.22	\$23,327	\$29,010	\$33,988	\$37,865	\$46,216
51-2031	Engine and Other Machine Assemblers	490	16.4	\$17.31	\$36,011	2.27	\$12.77	\$15.08	\$17.01	\$19.14	\$22.78	\$26,567	\$31,376	\$35,386	\$39,812	\$47,376
51-2041	Structural Metal Fabricators and Fitters	1030	11.34	\$19.09	\$39,713	2.83	\$12.17	\$15.02	\$19.62	\$22.83	\$26.46	\$25,308	\$31,234	\$40,817	\$47,491	\$55,036
51-2091	Fiberglass Laminators and Fabricators	90	40.07	\$11.93	\$24,804	3.26	\$9.27	\$10.05	\$11.42	\$13.47	\$14.78	\$19,289	\$20,911	\$23,750	\$28,024	\$30,738
51-2092	Team Assemblers	5510	9.29	\$14.36	\$29,869	2.09	\$8.83	\$10.34	\$13.46	\$17.17	\$21.51	\$18,358	\$21,515	\$27,998	\$35,710	\$44,748
51-2099	Assemblers and Fabricators, All Other	2800	8.17	\$14.64	\$30,452	2.12	\$9.65	\$11.34	\$13.62	\$16.61	\$20.21	\$20,081	\$23,581	\$28,326	\$34,558	\$42,043
51-3011	Bakers	3310	9.44	\$13.04	\$27,130	3.58	\$8.73	\$9.87	\$11.66	\$15.28	\$19.71	\$18,150	\$20,522	\$24,249	\$31,784	\$40,991
51-3021	Butchers and Meat Cutters	2230	9.11	\$15.22	\$31,663	2.55	\$9.20	\$12.01	\$14.51	\$18.13	\$22.48	\$19,139	\$24,981	\$30,183	\$37,704	\$46,760
51-3022	Meat, Poultry, and Fish Cutters and Trimmers	490	22.83	\$13.60	\$28,296	5.79	\$9.35	\$10.72	\$13.63	\$16.62	\$18.07	\$19,449	\$22,304	\$28,349	\$34,569	\$37,578
51-3023	Slaughterers and Meat Packers	5110	26.99	\$15.15	\$31,510	6.75	\$10.06	\$13.73	\$16.13	\$17.49	\$18.31	\$20,923	\$28,563	\$33,551	\$36,386	\$38,086
51-3091	Food and Tobacco Roasting, Baking, and Drying Machine Operators and Tenders	190	20.35	\$20.82	\$43,314	7.64	\$10.12	\$12.09	\$17.90	\$30.77	\$34.79	\$21,049	\$25,139	\$37,225	\$63,996	\$72,373
51-3092	Food Batchmakers	1740	9.4	\$13.90	\$28,906	5.24	\$8.73	\$9.83	\$12.53	\$15.91	\$19.54	\$18,163	\$20,452	\$26,068	\$33,095	\$40,647
51-3093	Food Cooking Machine Operators and Tenders	140	13.5	\$15.41	\$32,047	11.36	\$8.69	\$9.78	\$11.56	\$22.05	\$26.74	\$18,077	\$20,347	\$24,035	\$45,870	\$55,615

Data unavailable

Occupational Code	Occupational Title	Employment Estimate	Employment Percentage Relative Standard Error	Average Hourly Wage	Average Annual Wage	Wage Percentage Relative Standard Error	10th Percentile (Hourly)	25th Percentile (Hourly)	50th Percentile (Hourly)	75th Percentile (Hourly)	90th Percentile (Hourly)	10th Percentile (Annual)	25th Percentile (Annual)	50th Percentile (Annual)	75th Percentile (Annual)	90th Percentile (Annual)
51-3099	Food Processing Workers, All Other	660	8.65	\$13.23	\$27,521	2.77	\$9.56	\$10.45	\$12.13	\$15.77	\$18.42	\$19,887	\$21,736	\$25,239	\$32,809	\$38,304
51-4011	Computer-Controlled Machine Tool Operators, Metal and Plastic	1110	15.14	\$18.98	\$39,473	5.11	\$10.74	\$13.46	\$18.63	\$23.68	\$28.03	\$22,331	\$28,000	\$38,744	\$49,264	\$58,294
51-4012	Computer Numerically Controlled Machine Tool Programmers, Metal a	140	25.43	\$26.51	\$55,148	3.56	\$17.97	\$23.02	\$26.92	\$30.38	\$34.84	\$37,369	\$47,876	\$55,985	\$63,192	\$72,477
51-4021	Extruding and Drawing Machine Setters, Operators, and Tenders, Metal and Plastic	460	21.13	\$16.42	\$34,164	3.99	\$11.98	\$13.45	\$16.15	\$19.27	\$22.05	\$24,911	\$27,978	\$33,596	\$40,075	\$45,858
51-4022	Forging Machine Setters, Operators, and Tenders, Metal and Plastic	210	19.98	\$19.08	\$39,696	7.5	\$12.83	\$15.10	\$19.83	\$23.21	\$24.01	\$26,691	\$31,398	\$41,249	\$48,278	\$49,941
51-4023	Rolling Machine Setters, Operators, and Tenders, Metal and Plastic	110	13.58	#	#	#	#	#	#	#	#	#	#	#	#	#
51-4031	Cutting, Punching, and Press Machine Setters, Operators, and Tenders, Metal and Plastic	1210	11.92	\$16.95	\$35,247	3.69	\$9.98	\$12.98	\$16.29	\$20.25	\$25.61	\$20,757	\$26,990	\$33,883	\$42,127	\$53,268
51-4032	Drilling and Boring Machine Tool Setters, Operators, and Tenders, Metal and Plastic	230	35.98	\$16.46	\$34,244	5.12	\$10.11	\$11.67	\$15.26	\$20.81	\$24.88	\$21,033	\$24,270	\$31,735	\$43,283	\$51,743
51-4033	Grinding, Lapping, Polishing, and Buffing Machine Tool Setters, Operators, and Tenders, Metal and Plastic	710	16.06	\$16.93	\$35,221	3.7	\$10.67	\$12.78	\$16.21	\$20.58	\$23.38	\$22,194	\$26,573	\$33,711	\$42,800	\$48,634
51-4034	Lathe and Turning Machine Tool Setters, Operators, and Tenders, Metal and Plastic	140	29.91	\$17.93	\$37,297	2.48	\$12.90	\$14.45	\$17.07	\$20.62	\$24.11	\$26,831	\$30,054	\$35,512	\$42,888	\$50,146
51-4035	Milling and Planing Machine Setters, Operators, and Tenders, Metal and Plastic	140	36.66	\$17.26	\$35,896	3.01	\$12.13	\$14.85	\$16.78	\$18.68	\$24.44	\$25,234	\$30,894	\$34,902	\$38,855	\$50,829
51-4041	Machinists	4340	6.83	\$21.13	\$43,958	2.23	\$11.62	\$15.91	\$21.03	\$26.43	\$29.80	\$24,162	\$33,094	\$43,741	\$54,965	\$61,981
51-4051	Metal-Refining Furnace Operators and Tenders	60	11.7	\$16.55	\$34,424	5.46	\$9.68	\$13.39	\$16.88	\$20.17	\$22.46	\$20,130	\$27,852	\$35,101	\$41,962	\$46,725
51-4052	Pourers and Casters, Metal	100	24.99	\$15.61	\$32,463	6.78	\$12.07	\$12.89	\$14.25	\$17.51	\$22.78	\$25,115	\$26,810	\$29,637	\$36,427	\$47,385
51-4061	Model Makers, Metal and Plastic	60	15.08	\$25.13	\$52,262	5.5	\$12.74	\$19.31	\$26.86	\$31.38	\$34.99	\$26,503	\$40,163	\$55,872	\$65,275	\$72,772
51-4062	Patternmakers, Metal and Plastic	30	45.05	\$16.29	\$33,887	10.73	\$10.71	\$12.53	\$16.06	\$18.59	\$23.32	\$22,286	\$26,053	\$33,401	\$38,677	\$48,512
51-4071	Foundry Mold and Coremakers	30	43.79	\$10.25	\$21,330	3.58	\$8.70	\$9.67	\$10.44	\$11.20	\$11.66	\$18,099	\$20,124	\$21,710	\$23,293	\$24,243
51-4072	Molding, Coremaking, and Casting Machine Setters, Operators, and Tenders, Metal and Plastic	1280	17.32	\$14.38	\$29,910	3.89	\$8.74	\$9.94	\$12.55	\$17.48	\$23.20	\$18,177	\$20,684	\$26,109	\$36,348	\$48,248
51-4081	Multiple Machine Tool Setters, Operators, and Tenders, Metal and Plastic	#	#	\$15.45	\$32,129	3.4	\$9.96	\$11.28	\$14.13	\$17.98	\$23.45	\$20,709	\$23,456	\$29,400	\$37,404	\$48,771
51-4111	Tool and Die Makers	260	13.77	\$25.00	\$51,992	3.2	\$14.74	\$17.75	\$26.03	\$32.18	\$35.59	\$30,658	\$36,923	\$54,134	\$66,928	\$74,020
51-4121	Welders, Cutters, Solderers, and Brazers	5010	6.32	\$20.96	\$43,604	2.22	\$13.06	\$16.06	\$19.40	\$24.76	\$31.79	\$27,165	\$33,414	\$40,343	\$51,496	\$66,131
51-4122	Welding, Soldering, and Brazing Machine Setters, Operators, and Tenders	450	39.68	\$15.59	\$32,427	2.72	\$10.38	\$11.91	\$14.32	\$18.29	\$22.98	\$21,584	\$24,770	\$29,795	\$38,043	\$47,793
51-4191	Heat Treating Equipment Setters, Operators, and Tenders, Metal and Plastic	#	#	\$20.42	\$42,471	8.07	\$12.50	\$16.10	\$20.90	\$24.92	\$27.31	\$25,996	\$33,479	\$43,478	\$51,828	\$56,811
51-4193	Plating and Coating Machine Setters, Operators, and Tenders, Metal and Plastic	360	19.32	\$16.46	\$34,240	2.64	\$11.14	\$12.91	\$15.38	\$18.96	\$22.94	\$23,170	\$26,855	\$31,985	\$39,447	\$47,718
51-4194	Tool Grinders, Filers, and Sharpeners	20	29.07	\$15.22	\$31,656	13.37	\$8.40	\$9.00	\$13.53	\$19.06	\$26.87	\$17,472	\$18,719	\$28,152	\$39,650	\$55,890
51-4199	Metal Workers and Plastic Workers, All Other	270	28.46	\$17.55	\$36,506	4.32	\$10.74	\$13.20	\$16.49	\$20.23	\$26.41	\$22,332	\$27,449	\$34,302	\$42,076	\$54,929
51-5111	Prepress Technicians and Workers	510	25.87	\$18.00	\$37,430	3.11	\$13.22	\$15.81	\$17.50	\$19.96	\$24.27	\$27,506	\$32,878	\$36,394	\$41,522	\$50,484
51-5112	Printing Press Operators	2270	7.04	\$17.30	\$35,992	2.85	\$9.27	\$12.92	\$16.85	\$21.27	\$25.87	\$19,286	\$26,868	\$35,058	\$44,231	\$53,810
51-5113	Print Binding and Finishing Workers	1030	15.59	\$14.85	\$30,882	2.23	\$9.60	\$11.09	\$14.09	\$18.13	\$21.91	\$19,958	\$23,067	\$29,310	\$37,711	\$45,576
51-6011	Laundry and Dry-Cleaning Workers	3400	7.1	\$10.65	\$22,150	2.02	\$8.35	\$8.87	\$10.08	\$11.69	\$14.01	\$17,364	\$18,450	\$20,974	\$24,313	\$29,146
51-6021	Pressers, Textile, Garment, and Related Materials	740	22.55	\$11.81	\$24,561	6.36	\$9.13	\$10.03	\$11.21	\$13.41	\$16.19	\$18,989	\$20,854	\$23,316	\$27,890	\$33,679
51-6031	Sewing Machine Operators	1490	9.76	\$12.27	\$25,530	3.72	\$8.43	\$9.07	\$11.05	\$14.06	\$17.97	\$17,526	\$18,856	\$22,976	\$29,249	\$37,384
51-6041	Shoe and Leather Workers and Repairers	#	#	\$11.99	\$24,939	11.23	\$8.53	\$9.56	\$10.83	\$14.46	\$17.94	\$17,743	\$19,879	\$22,524	\$30,075	\$37,307
51-6051	Sewers, Hand	#	#	\$16.48	\$34,286	4.78	\$13.36	\$15.73	\$16.90	\$18.07	\$18.77	\$27,794	\$32,720	\$35,150	\$37,580	\$39,037
51-6052	Tailors, Dressmakers, and Custom Sewers	150	43.07	\$13.42	\$27,914	3.88	\$8.67	\$9.64	\$12.95	\$15.87	\$18.45	\$18,043	\$20,054	\$26,945	\$33,020	\$38,366
51-6062	Textile Cutting Machine Setters, Operators, and Tenders	80	22.41	\$13.96	\$29,038	4.21	\$10.20	\$11.41	\$13.48	\$16.05	\$18.13	\$21,221	\$23,730	\$28,043	\$33,380	\$37,720
51-6092	Fabric and Apparel Patternmakers	80	3.56	\$12.80	\$26,614	9.21	\$8.51	\$9.28	\$11.37	\$14.05	\$18.52	\$17,703	\$19,298	\$23,649	\$29,222	\$38,525
51-6093	Upholsterers	290	37.48	\$17.38	\$36,146	3.55	\$13.48	\$15.46	\$17.00	\$18.53	\$22.86	\$28,042	\$32,154	\$35,353	\$38,551	\$47,557

Data unavailable

Occupational Code	Occupational Title	Employment Estimate	Employment Percentage Relative Standard Error	Average Hourly Wage	Average Annual Wage	Wage Percentage Relative Standard Error	10th Percentile (Hourly)	25th Percentile (Hourly)	50th Percentile (Hourly)	75th Percentile (Hourly)	90th Percentile (Hourly)	10th Percentile (Annual)	25th Percentile (Annual)	50th Percentile (Annual)	75th Percentile (Annual)	90th Percentile (Annual)
51-6099	Textile, Apparel, and Furnishings Workers, All Other	50	21.91	\$19.21	\$39,948	8.54	\$8.72	\$10.42	\$21.97	\$24.63	\$28.08	\$18,136	\$21,677	\$45,702	\$51,234	\$58,404
51-7011	Cabinetmakers and Bench Carpenters	1890	9.01	\$16.29	\$33,888	2.44	\$10.38	\$12.40	\$15.72	\$18.81	\$23.11	\$21,581	\$25,792	\$32,702	\$39,131	\$48,072
51-7021	Furniture Finishers	310	11.21	\$16.69	\$34,711	2.83	\$10.25	\$13.71	\$17.01	\$19.77	\$22.49	\$21,330	\$28,520	\$35,389	\$41,129	\$46,783
51-7041	Sawing Machine Setters, Operators, and Tenders, Wood	280	13.68	\$14.87	\$30,919	3.55	\$8.92	\$10.71	\$14.36	\$18.44	\$21.93	\$18,561	\$22,274	\$29,873	\$38,360	\$45,617
51-7042	Woodworking Machine Setters, Operators, and Tenders, Except Sawing	830	16.14	\$14.47	\$30,108	2.92	\$9.74	\$10.93	\$13.79	\$17.50	\$21.08	\$20,268	\$22,730	\$28,694	\$36,408	\$43,839
51-8012	Power Distributors and Dispatchers	130	20.84	\$41.00	\$85,280	1.99	\$32.15	\$39.05	\$42.17	\$45.87	\$48.28	\$66,863	\$81,229	\$87,724	\$95,413	\$100,421
51-8013	Power Plant Operators	810	13.41	\$33.23	\$69,127	1.97	\$24.43	\$28.68	\$33.48	\$37.62	\$43.69	\$50,811	\$59,647	\$69,635	\$78,256	\$90,872
51-8021	Stationary Engineers and Boiler Operators	620	8.92	\$23.79	\$49,487	1.95	\$13.83	\$19.37	\$24.09	\$28.25	\$33.03	\$28,762	\$40,294	\$50,098	\$58,767	\$68,693
51-8031	Water and Wastewater Treatment Plant and System Operators	2100	6.62	\$24.63	\$51,230	1.54	\$15.18	\$19.49	\$24.30	\$29.66	\$35.41	\$31,570	\$40,547	\$50,540	\$61,702	\$73,647
51-8091	Chemical Plant and System Operators	160	16.17	\$23.84	\$49,584	5.51	\$15.59	\$18.58	\$23.13	\$28.76	\$34.12	\$32,437	\$38,656	\$48,108	\$59,813	\$70,961
51-8092	Gas Plant Operators	460	23.49	\$35.65	\$74,155	3.54	\$25.45	\$30.24	\$35.47	\$41.46	\$45.81	\$52,936	\$62,895	\$73,776	\$86,245	\$95,277
51-8093	Petroleum Pump System Operators, Refinery Operators, and Gaugers	360	5.49	\$38.87	\$80,854	5.84	\$25.29	\$31.06	\$35.86	\$42.52	\$47.67	\$52,605	\$64,615	\$74,579	\$88,440	\$99,151
51-8099	Plant and System Operators, All Other	400	10.33	\$23.77	\$49,439	2.67	\$13.46	\$18.73	\$25.14	\$28.65	\$32.22	\$28,006	\$38,950	\$52,299	\$59,589	\$67,011
51-9011	Chemical Equipment Operators and Tenders	550	26.18	\$22.08	\$45,922	9.15	\$12.49	\$15.33	\$20.75	\$28.99	\$34.48	\$25,988	\$31,890	\$43,162	\$60,293	\$71,728
51-9012	Separating, Filtering, Clarifying, Precipitating, and Still Machine Setters, Operators, and Tenders	990	13.59	\$22.22	\$46,219	6.48	\$12.10	\$15.53	\$22.50	\$29.02	\$33.88	\$25,173	\$32,293	\$46,792	\$60,368	\$70,469
51-9021	Crushing, Grinding, and Polishing Machine Setters, Operators, and Tenders	550	17.62	\$21.89	\$45,525	8.51	\$12.67	\$15.61	\$19.64	\$23.88	\$39.67	\$26,349	\$32,474	\$40,857	\$49,660	\$82,514
51-9022	Grinding and Polishing Workers, Hand	300	21.52	\$14.42	\$29,996	3.08	\$10.23	\$11.86	\$13.73	\$16.86	\$20.54	\$21,269	\$24,667	\$28,561	\$35,073	\$42,727
51-9023	Mixing and Blending Machine Setters, Operators, and Tenders	940	11.24	\$15.08	\$31,358	5.53	\$8.79	\$10.23	\$13.66	\$18.69	\$23.12	\$18,282	\$21,288	\$28,411	\$38,867	\$48,098
51-9031	Cutters and Trimmers, Hand	50	36.49	\$11.50	\$23,919	7.18	\$8.29	\$8.72	\$10.18	\$13.27	\$16.49	\$17,241	\$18,143	\$21,173	\$27,601	\$34,295
51-9032	Cutting and Slicing Machine Setters, Operators, and Tenders	310	12.84	\$17.19	\$35,763	4.52	\$11.68	\$13.43	\$16.35	\$20.04	\$25.92	\$24,298	\$27,942	\$34,003	\$41,679	\$53,910
51-9041	Extruding, Forming, Pressing, and Compacting Machine Setters, Operators, and Tenders	630	10.59	\$15.02	\$31,248	4.69	\$11.06	\$12.51	\$14.09	\$16.99	\$20.26	\$23,007	\$26,019	\$29,303	\$35,343	\$42,137
51-9051	Furnace, Kiln, Oven, Drier, and Kettle Operators and Tenders	#	#	\$14.63	\$30,430	2.34	\$11.11	\$12.48	\$13.99	\$16.43	\$18.56	\$23,118	\$25,965	\$29,103	\$34,166	\$38,607
51-9061	Inspectors, Testers, Sorters, Samplers, and Weighers	4380	7.54	\$19.26	\$40,057	2.18	\$9.13	\$13.28	\$17.88	\$23.42	\$30.26	\$18,999	\$27,619	\$37,180	\$48,712	\$62,950
51-9071	Jewelers and Precious Stone and Metal Workers	320	11.72	\$21.05	\$43,786	8.25	\$9.87	\$11.86	\$17.40	\$25.92	\$38.53	\$20,529	\$24,659	\$36,185	\$53,909	\$80,148
51-9081	Dental Laboratory Technicians	630	21.94	\$18.17	\$37,788	5.28	\$10.10	\$11.68	\$17.65	\$22.10	\$28.41	\$21,005	\$24,300	\$36,705	\$45,963	\$59,095
51-9082	Medical Appliance Technicians	170	39.33	\$18.08	\$37,604	5.14	\$10.54	\$13.77	\$17.87	\$22.16	\$26.10	\$21,933	\$28,646	\$37,179	\$46,093	\$54,287
51-9083	Ophthalmic Laboratory Technicians	540	23.81	\$15.74	\$32,741	5.84	\$10.16	\$12.43	\$14.52	\$17.52	\$22.71	\$21,130	\$25,858	\$30,196	\$36,447	\$47,235
51-9111	Packaging and Filling Machine Operators and Tenders	4170	9.73	\$15.00	\$31,205	6.63	\$8.82	\$9.86	\$11.60	\$18.20	\$28.03	\$18,340	\$20,503	\$24,137	\$37,866	\$58,296
51-9121	Coating, Painting, and Spraying Machine Setters, Operators, and Tenders	1200	16.77	\$17.25	\$35,889	5.13	\$9.92	\$12.16	\$16.35	\$22.10	\$27.04	\$20,631	\$25,286	\$34,016	\$45,974	\$56,233
51-9122	Painters, Transportation Equipment	680	11.07	\$25.73	\$53,510	4.43	\$12.39	\$16.43	\$23.24	\$30.80	\$45.79	\$25,768	\$34,164	\$48,332	\$64,072	\$95,234
51-9123	Painting, Coating, and Decorating Workers	140	31.36	\$15.14	\$31,483	6.35	\$8.71	\$10.20	\$14.26	\$19.36	\$23.29	\$18,115	\$21,218	\$29,653	\$40,261	\$48,444
51-9151	Photographic Process Workers and Processing Machine Operators	300	18.98	\$14.96	\$31,123	8.02	\$9.02	\$10.25	\$12.19	\$15.75	\$22.94	\$18,753	\$21,327	\$25,355	\$32,763	\$47,720
51-9191	Adhesive Bonding Machine Operators and Tenders	60	49.46	\$12.94	\$26,921	2.74	\$8.77	\$9.76	\$12.44	\$15.11	\$18.35	\$18,233	\$20,311	\$25,878	\$31,419	\$38,168
51-9192	Cleaning, Washing, and Metal Pickling Equipment Operators and Tenders	200	13.58	\$13.79	\$28,691	5.22	\$9.20	\$10.25	\$12.21	\$16.67	\$21.62	\$19,136	\$21,318	\$25,399	\$34,681	\$44,970
51-9193	Cooling and Freezing Equipment Operators and Tenders	90	21.5	\$13.17	\$27,399	4.64	\$9.41	\$10.31	\$11.50	\$14.97	\$20.49	\$19,572	\$21,455	\$23,917	\$31,145	\$42,611
51-9194	Etchers and Engravers	130	23.54	\$11.64	\$24,208	3.79	\$8.48	\$9.21	\$11.11	\$13.50	\$15.72	\$17,644	\$19,151	\$23,109	\$28,074	\$32,707
51-9195	Molders, Shapers, and Casters, Except Metal and Plastic	560	23.28	\$17.55	\$36,505	5.94	\$10.28	\$12.78	\$15.48	\$21.86	\$26.94	\$21,384	\$26,588	\$32,191	\$45,479	\$56,045
51-9196	Paper Goods Machine Setters, Operators, and Tenders	700	13.67	\$19.15	\$39,834	2.88	\$14.72	\$16.58	\$19.27	\$21.88	\$23.53	\$30,622	\$34,493	\$40,087	\$45,517	\$48,946

Data unavailable

Occupational Code	Occupational Title	Employment Estimate	Employment Percentage Relative Standard Error	Average Hourly Wage	Average Annual Wage	Wage Percentage Relative Standard Error	10th Percentile (Hourly)	25th Percentile (Hourly)	50th Percentile (Hourly)	75th Percentile (Hourly)	90th Percentile (Hourly)	10th Percentile (Annual)	25th Percentile (Annual)	50th Percentile (Annual)	75th Percentile (Annual)	90th Percentile (Annual)
51-9198	Helpers--Production Workers	4520	9.16	\$12.84	\$26,698	3.03	\$8.52	\$9.29	\$11.88	\$15.44	\$18.55	\$17,714	\$19,331	\$24,708	\$32,121	\$38,589
51-9199	Production Workers, All Other	1840	8.24	\$14.77	\$30,732	2.59	\$10.02	\$11.95	\$14.36	\$17.07	\$19.30	\$20,842	\$24,861	\$29,867	\$35,509	\$40,140
53-0000	Transportation and Material Moving Occupations	130560	2.36	\$18.28	\$38,014	3.14	\$9.00	\$11.03	\$15.59	\$21.43	\$28.97	\$18,716	\$22,941	\$32,420	\$44,579	\$60,261
53-1011	Aircraft Cargo Handling Supervisors	150	5.29	\$18.73	\$38,956	5.75	\$11.96	\$13.08	\$15.07	\$24.25	\$30.11	\$24,870	\$27,211	\$31,355	\$50,436	\$62,625
53-1021	First-Line Supervisors of Helpers, Laborers, and Material Movers,	1500	6.64	\$22.75	\$47,317	2.4	\$12.39	\$16.67	\$21.89	\$27.84	\$34.19	\$25,763	\$34,668	\$45,523	\$57,917	\$71,113
53-1031	First-Line Supervisors of Transportation and Material-Moving Mach	3220	4.34	\$29.32	\$60,990	1.53	\$16.36	\$21.68	\$28.38	\$35.75	\$43.70	\$34,026	\$45,104	\$59,024	\$74,368	\$90,900
53-2011	Airline Pilots, Copilots, and Flight Engineers	3220	18.79	#	\$139,034	13.91	#	#	#	#	#	\$64,122	\$95,589	\$119,704	\$165,013	\$208,000
53-2012	Commercial Pilots	550	13.33	#	\$90,807	7.24	#	#	#	#	#	\$41,929	\$57,855	\$76,995	\$99,332	\$158,585
53-2022	Airfield Operations Specialists	100	6.31	\$26.40	\$54,902	2.46	\$17.71	\$21.39	\$26.47	\$30.49	\$35.03	\$36,841	\$44,500	\$55,055	\$63,424	\$72,871
53-2031	Flight Attendants	3000	22.3	#	\$43,489	5.7	#	#	#	#	#	\$30,279	\$35,296	\$41,525	\$47,576	\$63,628
53-3011	Ambulance Drivers and Attendants, Except Emergency Medical Technicians	160	31.37	\$10.22	\$21,256	4.53	\$8.22	\$8.56	\$9.11	\$10.87	\$14.20	\$17,102	\$17,795	\$18,950	\$22,616	\$29,533
53-3021	Bus Drivers, Transit and Intercity	3050	15.75	\$16.28	\$33,873	3.81	\$9.43	\$12.29	\$16.50	\$20.06	\$22.85	\$19,605	\$25,558	\$34,320	\$41,732	\$47,520
53-3022	Bus Drivers, School or Special Client	5350	2.05	\$15.51	\$32,261	1.45	\$10.89	\$12.78	\$15.13	\$17.93	\$21.02	\$22,648	\$26,592	\$31,464	\$37,291	\$43,721
53-3031	Driver/Sales Workers	7260	14.82	\$13.01	\$27,067	5.65	\$8.34	\$8.84	\$10.13	\$15.77	\$22.07	\$17,341	\$18,392	\$21,076	\$32,799	\$45,899
53-3032	Heavy and Tractor-Trailer Truck Drivers	25490	4.06	\$21.44	\$44,599	1.18	\$13.74	\$16.86	\$20.73	\$25.08	\$30.26	\$28,573	\$35,063	\$43,115	\$52,170	\$62,940
53-3033	Light Truck or Delivery Services Drivers	14670	4.87	\$16.51	\$34,347	2.78	\$9.24	\$11.62	\$14.82	\$18.88	\$28.42	\$19,229	\$24,178	\$30,827	\$39,264	\$59,107
53-3041	Taxi Drivers and Chauffeurs	2350	11.08	\$13.43	\$27,930	2.77	\$9.06	\$10.54	\$12.86	\$15.40	\$18.12	\$18,852	\$21,929	\$26,756	\$32,042	\$37,691
53-3099	Motor Vehicle Operators, All Other	1930	15.81	\$11.98	\$24,909	3.69	\$8.40	\$9.01	\$10.39	\$12.19	\$18.42	\$17,480	\$18,739	\$21,604	\$25,355	\$38,306
53-4011	Locomotive Engineers	390	39.16	\$19.74	\$41,063	13.77	\$10.75	\$13.24	\$20.53	\$24.88	\$28.34	\$22,366	\$27,541	\$42,704	\$51,742	\$58,948
53-4013	Rail Yard Engineers, Dinkey Operators, and Hostlers	40	28.84	\$24.13	\$50,191	5.08	\$19.32	\$20.89	\$23.80	\$27.43	\$29.54	\$40,189	\$43,450	\$49,513	\$57,061	\$61,447
53-4021	Railroad Brake, Signal, and Switch Operators	410	38.96	\$24.45	\$50,857	3.35	\$19.27	\$20.90	\$23.91	\$27.89	\$31.47	\$40,077	\$43,468	\$49,738	\$58,014	\$65,449
53-4031	Railroad Conductors and Yardmasters	410	35.09	\$19.99	\$41,574	15.26	\$9.32	\$15.16	\$19.19	\$25.31	\$31.07	\$19,395	\$31,538	\$39,925	\$52,649	\$64,630
53-6021	Parking Lot Attendants	1870	17.23	\$10.50	\$21,834	2.25	\$8.30	\$8.76	\$9.68	\$11.62	\$14.09	\$17,269	\$18,213	\$20,136	\$24,173	\$29,301
53-6031	Automotive and Watercraft Service Attendants	1200	14.51	\$11.47	\$23,862	2.27	\$8.51	\$9.28	\$10.79	\$12.92	\$14.89	\$17,705	\$19,302	\$22,452	\$26,878	\$30,963
53-6041	Traffic Technicians	100	21.46	\$24.44	\$50,840	3.09	\$16.30	\$19.51	\$25.06	\$28.29	\$31.76	\$33,909	\$40,579	\$52,131	\$58,849	\$66,059
53-6051	Transportation Inspectors	470	16.2	\$33.48	\$69,630	4.68	\$17.61	\$20.65	\$27.73	\$48.32	\$55.43	\$36,622	\$42,959	\$57,672	\$100,509	\$115,304
53-6099	Transportation Workers, All Other	#	#	\$17.67	\$36,748	3.09	\$10.63	\$13.07	\$18.32	\$21.21	\$22.90	\$22,118	\$27,177	\$38,097	\$44,116	\$47,628
53-7011	Conveyor Operators and Tenders	610	14.1	\$20.19	\$41,999	6.86	\$10.29	\$13.60	\$20.17	\$26.67	\$29.54	\$21,400	\$28,291	\$41,945	\$55,469	\$61,450
53-7021	Crane and Tower Operators	540	19.86	\$23.62	\$49,135	4.44	\$15.46	\$18.27	\$23.39	\$28.40	\$33.47	\$32,159	\$37,999	\$48,641	\$59,079	\$69,614
53-7032	Excavating and Loading Machine and Dragline Operators	930	17.43	\$20.71	\$43,081	3.61	\$13.90	\$16.31	\$18.98	\$25.41	\$29.15	\$28,913	\$33,935	\$39,472	\$52,846	\$60,634
53-7051	Industrial Truck and Tractor Operators	5720	7.56	\$16.18	\$33,655	1.57	\$10.44	\$12.63	\$15.96	\$18.99	\$22.59	\$21,725	\$26,267	\$33,202	\$39,490	\$46,982
53-7061	Cleaners of Vehicles and Equipment	4750	7.85	\$11.17	\$23,224	1.93	\$8.37	\$8.91	\$10.06	\$12.31	\$15.70	\$17,400	\$18,539	\$20,929	\$25,608	\$32,653
53-7062	Laborers and Freight, Stock, and Material Movers, Hand	28830	3.64	\$13.48	\$28,040	1.28	\$8.74	\$9.94	\$12.24	\$15.77	\$20.44	\$18,178	\$20,678	\$25,469	\$32,800	\$42,512
53-7063	Machine Feeders and Offbearers	680	14.23	\$15.32	\$31,866	10.55	\$8.93	\$10.84	\$15.14	\$19.97	\$22.13	\$18,565	\$22,548	\$31,485	\$41,530	\$46,031
53-7064	Packers and Packagers, Hand	5220	6.93	\$10.87	\$22,607	1.91	\$8.27	\$8.69	\$9.37	\$11.97	\$16.37	\$17,210	\$18,065	\$19,481	\$24,888	\$34,042
53-7071	Gas Compressor and Gas Pumping Station Operators	120	19.86	\$28.16	\$58,578	3.97	\$21.60	\$24.59	\$27.65	\$31.14	\$35.78	\$44,919	\$51,155	\$57,517	\$64,763	\$74,430
53-7072	Pump Operators, Except Wellhead Pumpers	310	45.25	\$27.40	\$57,002	9.24	\$16.40	\$18.43	\$21.77	\$28.34	\$54.25	\$34,105	\$38,330	\$45,276	\$58,953	\$112,845
53-7073	Wellhead Pumpers	770	17.76	\$25.76	\$53,588	2.46	\$16.89	\$22.63	\$26.44	\$29.40	\$34.14	\$35,142	\$47,072	\$55,006	\$61,146	\$71,014
53-7081	Refuse and Recyclable Material Collectors	1760	8.79	\$17.01	\$35,383	3.13	\$9.65	\$12.53	\$16.99	\$20.72	\$23.95	\$20,080	\$26,069	\$35,344	\$43,091	\$49,811
53-7111	Mine Shuttle Car Operators	60	39.52	\$26.63	\$55,399	3.1	\$22.00	\$24.80	\$26.87	\$28.95	\$30.24	\$45,769	\$51,575	\$65,891	\$60,206	\$62,889
53-7121	Tank Car, Truck, and Ship Loaders	#	#	\$17.93	\$37,301	6.04	\$9.44	\$11.59	\$15.04	\$22.59	\$32.75	\$19,628	\$24,111	\$31,281	\$46,986	\$68,121
53-7199	Material Moving Workers, All Other	#	#	\$19.18	\$39,887	3.33	\$12.96	\$16.46	\$19.80	\$22.34	\$23.94	\$26,961	\$34,243	\$41,175	\$46,467	\$49,790

Data unavailable

Occupational Code	Occupational Title	Employment Estimate	Employment Percentage Relative Standard Error	Average Hourly Wage	Average Annual Wage	Wage Percentage Relative Standard Error	10th Percentile (Hourly)	25th Percentile (Hourly)	50th Percentile (Hourly)	75th Percentile (Hourly)	90th Percentile (Hourly)	10th Percentile (Annual)	25th Percentile (Annual)	50th Percentile (Annual)	75th Percentile (Annual)	90th Percentile (Annual)
00-0000	Total all occupations	167200	1.86	\$27.16	\$56,501	1.56	\$9.47	\$13.03	\$20.66	\$34.12	\$53.94	\$19,696	\$27,099	\$42,973	\$70,970	\$112,188
11-0000	Management Occupations	8390	4.26	\$60.57	\$125,989	2.11	\$25.25	\$36.49	\$55.04	\$77.38	\$93.76	\$52,512	\$75,903	\$114,486	\$160,950	\$195,022
11-1011	Chief Executives	110	13.35	\$97.33	\$202,436	7.99	\$45.35	\$76.83	\$91.73	\$93.83	\$100.52	\$94,326	\$159,813	\$190,788	\$195,168	\$209,083
11-1021	General and Operations Managers	2830	4.38	\$62.75	\$130,527	2.3	\$24.17	\$33.44	\$51.86	\$85.61	\$95.23	\$50,268	\$69,547	\$107,869	\$178,069	\$198,086
11-1031	Legislators	40	12.71	#	\$58,837	15.04	#	#	#	#	#	\$17,331	\$18,367	\$58,294	\$89,905	\$108,371
11-2021	Marketing Managers	290	18.38	\$70.59	\$146,837	5.22	\$31.19	\$50.35	\$69.47	\$87.66	\$94.31	\$64,878	\$104,732	\$144,497	\$182,322	\$196,160
11-2022	Sales Managers	330	14.94	\$66.21	\$137,719	3.86	\$31.38	\$42.21	\$63.43	\$85.99	\$94.51	\$65,274	\$87,806	\$131,937	\$178,859	\$196,571
11-2031	Public Relations and Fundraising Managers	60	17.68	\$61.33	\$127,571	5.08	\$30.36	\$42.33	\$62.78	\$73.79	\$88.87	\$63,153	\$88,039	\$130,580	\$153,479	\$184,846
11-3011	Administrative Services Managers	200	10.47	\$44.05	\$91,624	4.59	\$18.06	\$32.02	\$43.03	\$56.74	\$69.65	\$37,570	\$66,612	\$89,506	\$118,012	\$144,871
11-3021	Computer and Information Systems Managers	820	13.91	\$72.49	\$150,776	2.97	\$45.18	\$55.19	\$68.47	\$84.99	\$93.78	\$93,965	\$114,787	\$142,423	\$176,773	\$195,065
11-3031	Financial Managers	370	8.56	\$66.18	\$137,663	4.22	\$37.14	\$49.63	\$60.44	\$77.51	\$93.62	\$77,241	\$103,235	\$125,709	\$161,216	\$194,735
11-3051	Industrial Production Managers	140	14.04	\$53.21	\$110,679	4.51	\$31.31	\$39.07	\$49.95	\$61.59	\$78.08	\$65,120	\$81,261	\$103,897	\$128,114	\$162,403
11-3061	Purchasing Managers	70	14.44	\$66.38	\$138,074	6.63	\$45.73	\$52.17	\$61.47	\$70.92	\$91.81	\$95,110	\$108,513	\$127,853	\$147,516	\$190,966
11-3071	Transportation, Storage, and Distribution Managers	100	4.57	\$49.40	\$102,744	1.98	\$32.29	\$38.13	\$47.27	\$59.71	\$68.04	\$67,170	\$79,319	\$98,318	\$124,189	\$141,521
11-3121	Human Resources Managers	120	8	\$56.33	\$117,159	4.11	\$34.65	\$44.09	\$54.61	\$68.87	\$80.95	\$72,075	\$91,698	\$113,586	\$143,249	\$168,384
11-3131	Training and Development Managers	20	34.14	\$53.72	\$111,736	8.26	\$38.09	\$42.75	\$52.98	\$65.55	\$75.96	\$79,235	\$88,928	\$110,196	\$136,340	\$157,988
11-9021	Construction Managers	250	23.32	\$33.52	\$69,719	8.22	\$20.21	\$22.24	\$28.25	\$40.26	\$53.84	\$42,027	\$46,268	\$58,770	\$83,750	\$111,983
11-9031	Education Administrators, Preschool and Childcare Center/Program	30	36.32	\$20.69	\$43,030	8.31	\$14.25	\$16.13	\$18.42	\$24.67	\$29.25	\$29,648	\$33,548	\$38,309	\$51,313	\$60,831
11-9032	Education Administrators, Elementary and Secondary School	250	5.49	#	\$93,536	2.47	#	#	#	#	#	\$69,307	\$83,164	\$93,489	\$108,639	\$120,047
11-9033	Education Administrators, Postsecondary	370	7.98	\$45.28	\$94,177	6.61	\$25.12	\$29.14	\$38.00	\$53.02	\$79.72	\$52,255	\$60,616	\$79,047	\$110,278	\$165,818
11-9039	Education Administrators, All Other	30	39.53	\$36.10	\$75,081	11.4	\$20.63	\$22.96	\$29.94	\$47.95	\$58.10	\$42,917	\$47,763	\$62,270	\$99,736	\$120,846
11-9041	Architectural and Engineering Managers	390	9.89	\$76.59	\$159,306	6.54	\$49.04	\$60.97	\$72.57	\$87.61	\$93.21	\$102,005	\$126,823	\$150,943	\$182,220	\$193,876
11-9051	Food Service Managers	220	18.97	\$30.95	\$64,385	8.14	\$17.91	\$21.12	\$25.10	\$32.89	\$46.94	\$37,253	\$43,937	\$52,202	\$68,404	\$97,625
11-9081	Lodging Managers	#	#	\$23.46	\$48,786	17.38	\$16.29	\$18.27	\$21.27	\$31.27	\$35.37	\$33,889	\$38,004	\$44,238	\$65,044	\$73,563
11-9111	Medical and Health Services Managers	210	9.56	\$53.38	\$111,035	5.37	\$29.63	\$36.95	\$49.86	\$63.96	\$74.73	\$61,622	\$76,860	\$103,715	\$133,033	\$155,448
11-9121	Natural Sciences Managers	340	24.47	\$68.83	\$143,167	5.51	\$41.02	\$52.92	\$66.90	\$80.81	\$92.79	\$85,323	\$110,065	\$139,155	\$168,075	\$193,001
11-9131	Postmasters and Mail Superintendents	10	0	\$37.00	\$76,956		\$27.58	\$28.14	\$37.33	\$43.23	\$46.85	\$57,368	\$58,526	\$77,641	\$89,911	\$97,446
11-9141	Property, Real Estate, and Community Association Managers	80	32.36	\$27.81	\$57,843	7.98	\$19.21	\$21.12	\$24.75	\$31.80	\$45.71	\$39,950	\$43,931	\$51,479	\$66,148	\$95,081
11-9151	Social and Community Service Managers	90	9.05	\$39.08	\$81,296	5.3	\$15.59	\$29.75	\$40.09	\$46.71	\$59.17	\$32,421	\$61,889	\$83,390	\$97,158	\$123,084
11-9161	Emergency Management Directors	10	0	\$47.71	\$99,231	2.55	\$30.08	\$40.36	\$49.88	\$56.57	\$62.22	\$62,577	\$83,949	\$103,741	\$117,666	\$129,410
11-9199	Managers, All Other	500	7.51	\$62.26	\$129,511	3.67	\$28.67	\$43.39	\$58.44	\$75.02	\$93.72	\$59,624	\$90,258	\$121,546	\$156,047	\$194,933
13-0000	Business and Financial Operations Occupations	11870	3.92	\$35.93	\$74,741	2.13	\$18.14	\$23.38	\$31.66	\$43.77	\$59.81	\$37,723	\$48,626	\$65,856	\$91,039	\$124,397
13-1022	Wholesale and Retail Buyers, Except Farm Products	130	19.72	\$28.98	\$60,286	11.68	\$12.99	\$19.41	\$25.03	\$32.26	\$56.54	\$27,013	\$40,378	\$52,071	\$67,093	\$117,595
13-1023	Purchasing Agents, Except Wholesale, Retail, and Farm Products	590	6.6	\$33.09	\$68,835	2.55	\$20.20	\$25.10	\$32.59	\$40.29	\$46.84	\$42,012	\$52,199	\$67,790	\$83,802	\$97,430
13-1031	Claims Adjusters, Examiners, and Investigators	50	32.01	\$35.18	\$73,169	2.7	\$29.91	\$31.91	\$34.48	\$35.99	\$47.02	\$62,216	\$66,375	\$71,725	\$74,859	\$97,800
13-1041	Compliance Officers, Except Agriculture, Construction, Health and Safety, and Transportation	360	13.71	\$33.33	\$69,332	4.88	\$19.36	\$22.31	\$31.52	\$40.51	\$52.89	\$40,261	\$46,409	\$65,564	\$84,252	\$110,012
13-1051	Cost Estimators	190	12.33	\$27.17	\$56,520	3.43	\$17.85	\$21.13	\$26.12	\$32.79	\$38.70	\$37,124	\$43,956	\$54,338	\$68,199	\$80,487
13-1071	Human Resources Specialists	760	14.04	\$31.65	\$65,835	4.47	\$15.84	\$21.97	\$28.28	\$38.57	\$51.93	\$32,942	\$45,701	\$68,830	\$80,229	\$108,005
13-1081	Logisticians	260	16.18	\$33.22	\$69,099	3.91	\$18.97	\$24.71	\$31.23	\$40.14	\$51.35	\$39,466	\$51,401	\$64,961	\$83,501	\$106,805
13-1111	Management Analysts	500	15.79	\$54.99	\$114,373	6.96	\$22.35	\$33.17	\$53.67	\$77.26	\$90.70	\$46,488	\$68,986	\$111,624	\$160,696	\$188,652
13-1121	Meeting, Convention, and Event Planners	220	31.6	\$21.40	\$44,507	6.71	\$12.60	\$15.55	\$19.80	\$26.41	\$32.43	\$26,208	\$32,339	\$41,179	\$54,929	\$67,455
13-1131	Fundraisers	150	16.5	\$27.61	\$57,430	5.07	\$14.80	\$18.12	\$27.26	\$35.55	\$44.67	\$30,778	\$37,691	\$56,706	\$73,950	\$92,905
13-1141	Compensation, Benefits, and Job Analysis Specialists	70	12.82	\$34.43	\$71,624	2.28	\$24.45	\$27.28	\$33.54	\$42.11	\$47.63	\$50,849	\$56,744	\$69,773	\$87,585	\$99,071
13-1151	Training and Development Specialists	230	17.58	\$31.55	\$65,622	3.15	\$19.59	\$23.59	\$27.72	\$36.17	\$52.10	\$40,745	\$49,058	\$57,659	\$75,229	\$108,377

Data unavailable

Occupational Code	Occupational Title	Employment Estimate	Employment Percentage Relative Standard Error	Average Hourly Wage	Average Annual Wage	Wage Percentage Relative Standard Error	10th Percentile (Hourly)	25th Percentile (Hourly)	50th Percentile (Hourly)	75th Percentile (Hourly)	90th Percentile (Hourly)	10th Percentile (Annual)	25th Percentile (Annual)	50th Percentile (Annual)	75th Percentile (Annual)	90th Percentile (Annual)
13-1161	Market Research Analysts and Marketing Specialists	1410	7.41	\$37.17	\$77,312	4.83	\$18.81	\$23.99	\$30.59	\$43.64	\$61.56	\$39,134	\$49,896	\$63,623	\$90,781	\$128,045
13-1199	Business Operations Specialists, All Other	3390	5.27	\$36.20	\$75,293	4.37	\$17.98	\$22.53	\$31.78	\$46.49	\$62.13	\$37,402	\$46,857	\$66,101	\$96,704	\$129,223
13-2011	Accountants and Auditors	2110	4.93	\$36.66	\$76,260	3.29	\$20.51	\$25.24	\$33.08	\$42.24	\$58.07	\$42,659	\$52,501	\$68,807	\$87,869	\$120,777
13-2021	Appraisers and Assessors of Real Estate	80	19.85	\$31.37	\$65,245	15.12	\$10.98	\$21.78	\$31.51	\$40.79	\$51.05	\$22,844	\$45,306	\$65,535	\$84,853	\$106,185
13-2031	Budget Analysts	100	19.44	\$34.23	\$71,200	4.62	\$23.14	\$26.73	\$33.14	\$41.64	\$47.73	\$48,136	\$55,592	\$68,921	\$86,615	\$99,274
13-2041	Credit Analysts	60	29.97	\$30.62	\$63,683	7.66	\$20.05	\$22.73	\$28.82	\$37.35	\$45.70	\$41,701	\$47,274	\$59,951	\$77,680	\$95,048
13-2051	Financial Analysts	250	26.4	\$39.81	\$82,809	10.93	\$19.60	\$24.45	\$34.39	\$49.74	\$67.70	\$40,766	\$50,861	\$71,531	\$103,450	\$140,826
13-2052	Personal Financial Advisors	#	#	\$38.36	\$79,780	20.64	\$12.05	\$21.24	\$33.42	\$46.34	\$63.16	\$25,057	\$44,173	\$69,512	\$96,381	\$131,363
13-2072	Loan Officers	100	32.87	\$40.86	\$84,979	7.7	\$24.15	\$29.03	\$39.32	\$45.69	\$54.36	\$50,240	\$60,388	\$81,793	\$95,032	\$113,067
13-2082	Tax Preparers	80	43.23	\$26.09	\$54,276	9.29	\$10.92	\$20.87	\$27.09	\$33.82	\$36.99	\$22,715	\$43,400	\$56,338	\$70,343	\$76,947
13-2099	Financial Specialists, All Other	220	19.76	\$37.51	\$78,027	4.93	\$18.82	\$23.94	\$36.54	\$47.84	\$58.63	\$39,147	\$49,800	\$76,001	\$99,514	\$121,947
15-0000	Computer and Mathematical Occupations	11190	7.6	\$45.06	\$93,715	2.14	\$23.12	\$30.76	\$42.87	\$55.75	\$69.53	\$48,086	\$63,983	\$89,160	\$115,963	\$144,624
15-1111	Computer and Information Research Scientists	40	8.35	\$54.87	\$114,122	11.1	\$30.10	\$38.11	\$59.79	\$66.65	\$75.52	\$62,599	\$79,261	\$124,358	\$138,633	\$157,083
15-1121	Computer Systems Analysts	630	17.31	\$42.22	\$87,821	2.08	\$26.73	\$32.75	\$41.91	\$50.98	\$60.12	\$55,602	\$68,122	\$87,181	\$106,046	\$125,046
15-1122	Information Security Analysts	110	13.4	\$45.16	\$93,938	3.47	\$30.37	\$37.90	\$45.48	\$53.80	\$60.13	\$63,159	\$78,841	\$94,590	\$111,906	\$125,064
15-1131	Computer Programmers	380	14.54	\$45.70	\$95,058	8.14	\$26.57	\$34.23	\$41.76	\$53.85	\$69.08	\$55,269	\$71,204	\$86,861	\$112,004	\$143,682
15-1132	Software Developers, Applications	3780	10.13	\$51.23	\$106,563	3.01	\$30.22	\$39.01	\$48.61	\$59.75	\$73.40	\$62,848	\$81,144	\$101,110	\$124,288	\$152,671
15-1133	Software Developers, Systems Software	1240	24.45	\$57.35	\$119,298	1.7	\$38.66	\$47.52	\$56.65	\$67.90	\$78.60	\$80,421	\$98,837	\$117,826	\$141,229	\$163,497
15-1134	Web Developers	550	21.86	\$30.81	\$64,090	7.63	\$17.55	\$21.08	\$30.26	\$38.52	\$45.13	\$36,511	\$43,841	\$62,939	\$80,114	\$93,861
15-1141	Database Administrators	310	24.66	\$48.96	\$101,847	3.52	\$30.85	\$39.39	\$50.89	\$57.64	\$67.61	\$64,166	\$81,933	\$105,855	\$119,891	\$140,635
15-1142	Network and Computer Systems Administrators	1100	10.05	\$39.72	\$82,609	1.41	\$26.33	\$31.90	\$39.05	\$47.26	\$55.99	\$54,770	\$66,349	\$81,222	\$98,301	\$116,466
15-1143	Computer Network Architects	450	34.75	\$43.11	\$89,660	9.39	\$14.30	\$27.88	\$44.93	\$55.71	\$69.69	\$29,754	\$57,985	\$93,460	\$115,869	\$144,947
15-1151	Computer User Support Specialists	1170	9.94	\$26.32	\$54,755	1.75	\$17.40	\$20.88	\$25.23	\$29.54	\$37.67	\$36,185	\$43,425	\$52,486	\$61,450	\$78,350
15-1152	Computer Network Support Specialists	580	45.61	\$29.81	\$62,005	2.88	\$18.98	\$23.64	\$28.78	\$35.50	\$43.78	\$39,470	\$49,162	\$59,860	\$73,847	\$91,057
15-1199	Computer Occupations, All Other	680	17.69	\$55.61	\$115,672	8.14	\$24.53	\$32.62	\$46.81	\$64.95	\$93.83	\$51,014	\$67,854	\$97,355	\$135,086	\$195,168
15-2031	Operations Research Analysts	90	30.36	\$38.22	\$79,502	9.16	\$23.97	\$26.22	\$30.17	\$41.10	\$49.58	\$49,859	\$54,537	\$62,763	\$85,484	\$103,119
15-2041	Statisticians	40	3.75	\$47.96	\$99,765	2.18	\$27.34	\$37.09	\$46.03	\$59.11	\$74.02	\$56,870	\$77,154	\$95,734	\$122,948	\$153,953
17-0000	Architecture and Engineering Occupations	6390	4.81	\$46.10	\$95,895	3.87	\$23.02	\$30.47	\$42.34	\$59.47	\$75.53	\$47,874	\$63,370	\$88,067	\$123,700	\$157,100
17-1011	Architects, Except Landscape and Naval	220	30.23	\$30.84	\$64,143	11.53	\$18.49	\$24.94	\$28.17	\$37.09	\$48.58	\$38,469	\$51,876	\$58,592	\$77,143	\$101,042
17-1012	Landscape Architects	#	#	\$31.49	\$65,496	2.69	\$23.60	\$26.07	\$30.41	\$37.51	\$42.96	\$49,080	\$54,222	\$63,255	\$78,016	\$89,357
17-1021	Cartographers and Photogrammetrists	60	11.56	\$28.54	\$59,364	6.18	\$15.59	\$24.49	\$30.41	\$34.76	\$37.40	\$32,421	\$50,942	\$63,261	\$72,305	\$77,801
17-1022	Surveyors	40	33.63	\$25.13	\$52,274	7.26	\$14.40	\$18.50	\$23.02	\$31.22	\$36.45	\$29,950	\$38,482	\$47,884	\$64,941	\$75,818
17-2011	Aerospace Engineers	510	13.1	\$65.94	\$137,154	3.15	\$42.03	\$54.23	\$67.55	\$80.31	\$88.37	\$87,422	\$112,802	\$140,500	\$167,049	\$183,803
17-2031	Biomedical Engineers	180	9.41	#	#	#	#	#	#	#	#	#	#	#	#	#
17-2041	Chemical Engineers	160	18.29	\$45.47	\$94,579	9.26	\$20.66	\$28.09	\$44.55	\$58.12	\$75.53	\$42,968	\$58,420	\$92,655	\$120,885	\$157,094
17-2051	Civil Engineers	570	17.08	\$37.71	\$78,443	2.85	\$22.35	\$27.26	\$35.25	\$45.07	\$57.17	\$46,480	\$56,690	\$73,317	\$93,746	\$118,918
17-2061	Computer Hardware Engineers	420	10.41	\$56.44	\$117,399	2.13	\$34.44	\$44.60	\$57.41	\$68.82	\$79.14	\$71,642	\$92,768	\$119,421	\$143,143	\$164,608
17-2071	Electrical Engineers	350	18.07	\$47.38	\$98,545	12.02	\$25.86	\$32.13	\$38.59	\$51.35	\$77.09	\$53,796	\$66,832	\$80,271	\$106,803	\$160,343
17-2072	Electronics Engineers, Except Computer	790	13.24	\$54.83	\$114,043	3.29	\$31.71	\$41.06	\$55.29	\$68.29	\$78.84	\$65,954	\$85,412	\$115,005	\$142,033	\$163,991
17-2081	Environmental Engineers	60	23.61	\$43.84	\$91,180	10.64	\$24.64	\$30.85	\$44.13	\$57.56	\$66.61	\$51,245	\$64,174	\$91,798	\$119,719	\$138,556
17-2111	Health and Safety Engineers, Except Mining Safety Engineers and Inspectors	20	30.99	\$43.84	\$91,188	3.72	\$32.31	\$35.49	\$42.44	\$53.04	\$57.56	\$67,213	\$73,826	\$88,281	\$110,325	\$119,717
17-2112	Industrial Engineers	460	12.2	\$43.31	\$90,083	3.47	\$27.87	\$33.56	\$42.03	\$52.82	\$61.30	\$57,978	\$69,801	\$87,420	\$109,870	\$127,502
17-2131	Materials Engineers	150	13.94	\$64.29	\$133,727	3.59	\$40.53	\$51.20	\$65.45	\$78.31	\$88.23	\$84,312	\$106,506	\$136,143	\$162,888	\$183,523
17-2141	Mechanical Engineers	760	8.93	\$52.85	\$109,920	7.93	\$27.31	\$35.12	\$46.31	\$67.58	\$86.04	\$56,803	\$73,048	\$96,315	\$140,558	\$178,967
17-2199	Engineers, All Other	280	9.1	\$54.20	\$112,729	7.45	\$26.28	\$41.66	\$53.71	\$68.62	\$82.97	\$54,653	\$68,647	\$111,726	\$142,723	\$172,568
17-3011	Architectural and Civil Drafters	180	28.86	\$25.59	\$53,227	7.04	\$15.75	\$20.42	\$25.04	\$29.31	\$37.35	\$32,760	\$42,467	\$52,073	\$60,969	\$77,691
17-3012	Electrical and Electronics Drafters	#	#	\$28.72	\$59,736	2.65	\$23.78	\$25.23	\$27.48	\$29.79	\$39.43	\$49,460	\$52,469	\$57,149	\$61,971	\$82,011
17-3013	Mechanical Drafters	70	36.83	\$27.91	\$58,058	6.3	\$19.24	\$22.70	\$27.05	\$31.88	\$40.06	\$40,018	\$47,215	\$56,258	\$66,308	\$83,323
17-3019	Drafters, All Other	20	43.34	\$22.73	\$47,282	14.33	\$12.55	\$13.76	\$24.19	\$28.09	\$34.30	\$26,111	\$28,619	\$50,315	\$58,426	\$71,339

Data unavailable

Occupational Code	Occupational Title	Employment Estimate	Employment Percentage Relative Standard Error	Average Hourly Wage	Average Annual Wage	Wage Percentage Relative Standard Error	10th Percentile (Hourly)	25th Percentile (Hourly)	50th Percentile (Hourly)	75th Percentile (Hourly)	90th Percentile (Hourly)	10th Percentile (Annual)	25th Percentile (Annual)	50th Percentile (Annual)	75th Percentile (Annual)	90th Percentile (Annual)
17-3021	Aerospace Engineering and Operations Technicians	130	20.5	\$36.94	\$76,829	2.56	\$26.43	\$30.88	\$35.58	\$44.14	\$52.12	\$54,968	\$64,229	\$74,012	\$91,821	\$108,419
17-3022	Civil Engineering Technicians	50	21.73	\$28.49	\$59,264	2.67	\$19.49	\$22.67	\$29.48	\$34.22	\$37.09	\$40,533	\$47,161	\$61,323	\$71,170	\$77,157
17-3023	Electrical and Electronics Engineering Technicians	300	18.1	\$27.05	\$56,267	4.73	\$16.55	\$19.08	\$23.10	\$33.57	\$41.70	\$34,428	\$39,690	\$48,047	\$69,815	\$86,734
17-3024	Electro-Mechanical Technicians	30	33.81	#	#	#	#	#	#	#	#	#	#	#	#	#
17-3025	Environmental Engineering Technicians	#	#	\$25.68	\$53,416	5.2	\$20.46	\$22.61	\$25.75	\$28.59	\$31.04	\$42,555	\$47,030	\$53,553	\$59,461	\$64,568
17-3026	Industrial Engineering Technicians	80	17.63	\$31.57	\$65,670	5.8	\$20.70	\$25.76	\$30.79	\$36.52	\$44.98	\$43,049	\$53,576	\$64,045	\$75,967	\$93,563
17-3027	Mechanical Engineering Technicians	80	5.91	\$36.94	\$76,844	3.79	\$26.55	\$31.91	\$37.74	\$42.99	\$46.63	\$55,220	\$66,373	\$84,493	\$99,416	\$96,984
17-3029	Engineering Technicians, Except Drafters, All Other	230	16.36	\$32.64	\$67,899	4.6	\$19.10	\$26.21	\$32.16	\$37.28	\$49.80	\$39,734	\$54,507	\$66,901	\$77,552	\$103,592
17-3031	Surveying and Mapping Technicians	30	23.74	\$22.36	\$46,501	7.46	\$13.64	\$17.10	\$21.21	\$27.09	\$34.63	\$28,363	\$35,565	\$44,123	\$56,348	\$72,027
19-0000	Life, Physical, and Social Science Occupations	5850	8.1	\$38.86	\$80,823	4.19	\$18.88	\$24.78	\$35.69	\$50.43	\$65.51	\$39,262	\$51,539	\$74,238	\$104,892	\$136,256
19-1021	Biochemists and Biophysicists	310	12.05	\$38.13	\$79,311	9.77	\$17.35	\$21.33	\$27.85	\$40.75	\$70.41	\$36,095	\$44,365	\$57,923	\$84,756	\$146,459
19-1022	Microbiologists	50	38.89	\$34.81	\$72,407	4.84	\$18.54	\$25.64	\$29.67	\$43.63	\$52.60	\$38,557	\$53,340	\$61,704	\$90,749	\$109,404
19-1023	Zoologists and Wildlife Biologists	50	0	\$25.23	\$52,473	2.19	\$13.60	\$19.72	\$23.14	\$30.88	\$37.87	\$28,281	\$41,016	\$48,137	\$64,226	\$78,759
19-1029	Biological Scientists, All Other	30	17.21	\$39.85	\$82,883	7.97	\$24.73	\$30.44	\$35.22	\$51.56	\$62.88	\$51,431	\$63,322	\$78,249	\$102,246	\$130,790
19-1031	Conservation Scientists	120	28.81	\$31.44	\$65,389	9.11	\$17.81	\$23.94	\$30.76	\$36.14	\$50.41	\$37,041	\$49,787	\$63,987	\$75,178	\$104,860
19-1032	Foresters	10	40.22	\$31.52	\$65,555	4.46	\$25.43	\$28.84	\$32.13	\$35.25	\$36.18	\$52,885	\$59,995	\$66,825	\$73,324	\$75,251
19-1042	Medical Scientists, Except Epidemiologists	240	17.32	\$37.45	\$77,890	10.85	\$18.56	\$22.87	\$33.80	\$49.25	\$66.32	\$38,614	\$47,579	\$70,298	\$102,433	\$137,949
19-2011	Astronomers	#	#	\$53.87	\$112,058	3.92	\$30.82	\$38.45	\$53.63	\$67.79	\$78.17	\$64,112	\$79,981	\$111,555	\$141,007	\$162,597
19-2012	Physicists	400	3.65	\$44.71	\$92,992	1.79	\$20.54	\$26.00	\$41.27	\$63.30	\$75.52	\$42,719	\$54,078	\$85,845	\$131,664	\$157,089
19-2021	Atmospheric and Space Scientists	1440	27.48	\$45.90	\$95,482	3.97	\$29.15	\$35.79	\$44.77	\$55.63	\$67.30	\$60,636	\$74,445	\$93,126	\$115,719	\$139,992
19-2031	Chemists	510	18.05	\$38.96	\$81,045	8.56	\$18.44	\$22.25	\$35.57	\$52.18	\$69.30	\$38,351	\$46,284	\$73,986	\$108,531	\$144,151
19-2041	Environmental Scientists and Specialists, Including Health	790	5.49	\$40.39	\$84,003	3.33	\$23.04	\$28.95	\$36.58	\$49.40	\$65.92	\$47,924	\$60,206	\$76,079	\$102,748	\$137,121
19-2042	Geoscientists, Except Hydrologists and Geographers	#	#	\$41.08	\$85,448	9.17	\$17.66	\$24.09	\$41.35	\$59.30	\$68.40	\$36,737	\$50,098	\$86,003	\$123,345	\$142,265
19-2043	Hydrologists	60	36.12	\$52.73	\$109,681	4.22	\$31.93	\$44.63	\$52.59	\$59.60	\$79.29	\$66,407	\$92,828	\$109,393	\$123,967	\$164,921
19-2099	Physical Scientists, All Other	60	1.74	\$53.59	\$111,476	3.28	\$25.55	\$39.95	\$58.78	\$69.49	\$75.52	\$53,154	\$83,087	\$122,270	\$144,549	\$157,085
19-3011	Economists	40	48.29	\$40.35	\$83,923	5.44	\$26.05	\$32.59	\$40.39	\$45.52	\$57.80	\$54,188	\$67,779	\$84,012	\$94,671	\$120,226
19-3022	Survey Researchers	20	35.52	\$25.15	\$52,311	17.37	\$12.71	\$14.15	\$27.29	\$33.52	\$36.84	\$26,434	\$29,426	\$56,764	\$69,726	\$76,625
19-3031	Clinical, Counseling, and School Psychologists	190	10.03	\$32.18	\$66,938	6.95	\$9.07	\$23.34	\$30.88	\$42.97	\$53.24	\$18,856	\$48,552	\$64,225	\$89,372	\$110,731
19-3051	Urban and Regional Planners	90	2.13	\$36.25	\$75,397	3.55	\$23.71	\$28.07	\$35.16	\$43.59	\$49.98	\$49,323	\$58,381	\$73,125	\$90,672	\$103,958
19-3091	Anthropologists and Archeologists	#	#	\$20.33	\$42,284	3.91	\$13.94	\$19.09	\$20.83	\$22.58	\$23.62	\$28,992	\$39,701	\$43,328	\$46,959	\$49,140
19-3099	Social Scientists and Related Workers, All Other	210	0.9	\$31.29	\$65,083	2.87	\$15.14	\$20.63	\$28.89	\$36.86	\$55.15	\$31,491	\$42,910	\$60,099	\$76,670	\$114,719
19-4011	Agricultural and Food Science Technicians	#	#	\$24.76	\$51,496	4.24	\$16.97	\$19.41	\$22.50	\$29.26	\$36.95	\$35,291	\$40,369	\$46,800	\$60,857	\$76,850
19-4021	Biological Technicians	130	20.94	\$22.99	\$47,815	4.26	\$14.58	\$17.97	\$22.23	\$27.49	\$33.80	\$30,336	\$37,387	\$46,242	\$57,171	\$70,304
19-4031	Chemical Technicians	100	21.98	\$23.31	\$48,493	4.39	\$13.58	\$18.94	\$23.30	\$28.64	\$33.52	\$28,237	\$39,403	\$48,463	\$59,576	\$69,718
19-4091	Environmental Science and Protection Technicians, Including Health	#	#	\$18.47	\$38,407	6.61	\$12.81	\$14.27	\$16.96	\$23.01	\$27.54	\$26,641	\$29,689	\$35,272	\$47,865	\$57,290
19-4092	Forensic Science Technicians	10	0	\$27.84	\$57,917	3.13	\$24.43	\$25.57	\$27.47	\$29.38	\$33.59	\$50,808	\$53,185	\$57,146	\$61,107	\$69,858
19-4093	Forest and Conservation Technicians	50	11.43	\$19.93	\$41,450	6.03	\$13.74	\$14.59	\$19.31	\$24.26	\$28.24	\$28,571	\$30,339	\$40,170	\$50,453	\$58,745
19-4099	Life, Physical, and Social Science Technicians, All Other	110	14.24	\$23.22	\$48,308	4.01	\$12.57	\$14.13	\$21.25	\$30.69	\$38.17	\$26,153	\$29,391	\$44,207	\$63,843	\$79,392
21-0000	Community and Social Services Occupations	2350	5.58	\$21.98	\$45,720	3.09	\$13.19	\$16.13	\$20.80	\$26.70	\$33.48	\$27,425	\$33,559	\$43,270	\$55,542	\$69,632
21-1011	Substance Abuse and Behavioral Disorder Counselors	50	24.23	\$19.52	\$40,608	8.33	\$10.92	\$15.39	\$19.49	\$24.02	\$28.08	\$22,716	\$32,006	\$40,532	\$49,957	\$58,416
21-1012	Educational, Guidance, School, and Vocational Counselors	230	7.56	\$25.86	\$53,797	2.1	\$17.56	\$21.17	\$25.90	\$30.63	\$34.99	\$36,528	\$44,031	\$53,875	\$63,713	\$72,779
21-1014	Mental Health Counselors	280	27.03	\$23.45	\$48,784	8.87	\$14.89	\$16.72	\$21.12	\$29.69	\$36.77	\$30,974	\$34,771	\$43,924	\$61,760	\$76,492
21-1015	Rehabilitation Counselors	30	21.25	\$22.45	\$46,696	2.32	\$15.38	\$17.68	\$22.69	\$24.75	\$31.58	\$31,987	\$36,775	\$47,201	\$51,480	\$65,694
21-1019	Counselors, All Other	40	0	\$17.06	\$35,493	2.61	\$10.84	\$12.98	\$15.95	\$18.31	\$21.99	\$22,553	\$26,991	\$33,179	\$38,095	\$45,749

Data unavailable

Occupational Code	Occupational Title	Employment Estimate	Employment Percentage Relative Standard Error	Average Hourly Wage	Average Annual Wage	Wage Percentage Relative Standard Error	10th Percentile (Hourly)	25th Percentile (Hourly)	50th Percentile (Hourly)	75th Percentile (Hourly)	90th Percentile (Hourly)	10th Percentile (Annual)	25th Percentile (Annual)	50th Percentile (Annual)	75th Percentile (Annual)	90th Percentile (Annual)
21-1021	Child, Family, and School Social Workers	480	8.78	\$23.61	\$49,099	2.48	\$14.82	\$18.50	\$21.96	\$27.36	\$34.90	\$30,829	\$38,490	\$45,673	\$56,902	\$72,585
21-1022	Healthcare Social Workers	90	12.19	\$28.00	\$58,240	2.71	\$20.14	\$22.78	\$26.90	\$32.36	\$37.31	\$41,897	\$47,385	\$55,942	\$67,304	\$77,607
21-1023	Mental Health and Substance Abuse Social Workers	280	17.41	\$20.05	\$41,696	4.83	\$13.14	\$14.84	\$20.17	\$23.57	\$27.94	\$27,338	\$30,866	\$41,962	\$49,035	\$58,118
21-1029	Social Workers, All Other	130	20.25	\$17.88	\$37,182	3.56	\$13.35	\$15.60	\$17.51	\$20.33	\$22.82	\$27,776	\$32,450	\$36,419	\$42,281	\$47,460
21-1091	Health Educators	30	32.34	\$22.16	\$46,097	5.51	\$16.12	\$17.91	\$20.77	\$24.79	\$32.72	\$33,520	\$37,261	\$43,210	\$51,554	\$68,049
21-1093	Social and Human Service Assistants	220	15.63	\$14.54	\$30,239	5.7	\$9.09	\$12.10	\$14.23	\$17.12	\$19.90	\$18,908	\$25,163	\$29,595	\$35,614	\$41,400
21-1099	Community and Social Service Specialists, All Other	340	7.25	\$20.24	\$42,107	2.36	\$12.44	\$15.11	\$18.42	\$24.28	\$30.78	\$25,865	\$31,438	\$38,315	\$50,496	\$64,023
21-2011	Clergy	40	30.89	\$27.60	\$57,416	2.47	\$15.02	\$17.85	\$26.82	\$34.42	\$45.72	\$31,239	\$37,136	\$55,787	\$71,598	\$95,087
23-0000	Legal Occupations	1320	7.46	\$43.59	\$90,673	15.19	\$13.51	\$19.61	\$28.37	\$50.07	\$93.32	\$28,102	\$40,794	\$59,003	\$104,137	\$194,113
23-1011	Lawyers	720	18.16	\$59.33	\$123,415	16.9	\$11.08	\$25.79	\$42.63	\$92.75	\$93.98	\$23,056	\$53,649	\$88,673	\$192,913	\$195,476
23-1023	Judges, Magistrate Judges, and Magistrates	20	3.44	\$60.64	\$126,141	3.99	\$55.35	\$55.36	\$63.64	\$64.70	\$64.70	\$115,134	\$115,148	\$132,378	\$134,568	\$134,575
23-2011	Paralegals and Legal Assistants	490	11.74	\$22.87	\$47,569	6.1	\$14.22	\$16.84	\$21.62	\$28.13	\$34.00	\$29,576	\$35,021	\$44,961	\$58,513	\$70,710
23-2099	Legal Support Workers, All Other	50	11.44	\$27.95	\$58,146	2.07	\$17.42	\$20.25	\$24.06	\$28.14	\$49.37	\$36,241	\$42,117	\$50,042	\$58,529	\$102,698
25-0000	Education, Training, and Library Occupations	11960	6.29	\$27.94	\$58,115	4.94	\$13.66	\$17.85	\$24.45	\$33.57	\$44.51	\$28,406	\$37,127	\$50,857	\$69,820	\$92,584
25-1011	Business Teachers, Postsecondary	160	3.53	#	\$115,020	4.27	#	#	#	#	#	\$36,198	\$63,869	\$97,809	\$159,943	\$192,743
25-1066	Psychology Teachers, Postsecondary	#	#	#	\$63,463	22.82	#	#	#	#	#	\$17,601	\$19,044	\$59,322	\$91,514	\$124,445
25-1071	Health Specialties Teachers, Postsecondary	80	2.08	#	\$74,522	2.32	#	#	#	#	#	\$29,636	\$45,349	\$69,664	\$90,983	\$117,630
25-1081	Education Teachers, Postsecondary	100	4.81	#	\$66,595	2.63	#	#	#	#	#	\$26,317	\$29,862	\$64,673	\$96,441	\$121,474
25-1121	Art, Drama, and Music Teachers, Postsecondary	280	2.12	#	\$57,970	2.72	#	#	#	#	#	\$26,624	\$30,250	\$61,946	\$74,901	\$91,078
25-1122	Communications Teachers, Postsecondary	110	3.63	#	\$71,608	4.86	#	#	#	#	#	\$32,979	\$61,819	\$70,454	\$84,251	\$112,879
25-1194	Vocational Education Teachers, Postsecondary	170	24.92	#	#	#	#	#	#	#	#	#	#	#	#	#
25-1199	Postsecondary Teachers, All Other	100	13.48	#	\$55,426	15.47	#	#	#	#	#	\$27,032	\$30,636	\$36,643	\$58,545	\$124,186
25-2011	Preschool Teachers, Except Special Education	560	24.62	\$17.00	\$35,360	5.44	\$12.14	\$13.51	\$15.88	\$18.47	\$23.47	\$25,254	\$28,111	\$33,033	\$38,423	\$48,813
25-2012	Kindergarten Teachers, Except Special Education	210	8.88	#	\$51,515	2.25	#	#	#	#	#	\$34,723	\$40,322	\$51,098	\$60,945	\$71,564
25-2021	Elementary School Teachers, Except Special Education	1970	3.83	#	\$55,899	1.78	#	#	#	#	#	\$36,822	\$44,813	\$55,510	\$66,672	\$75,789
25-2022	Middle School Teachers, Except Special and Career/Technical Educa	870	0.37	#	\$55,051	3.54	#	#	#	#	#	\$36,613	\$43,588	\$54,299	\$66,227	\$75,213
25-2031	Secondary School Teachers, Except Special and Career/Technical Ed	1210	6.09	#	\$56,689	3.37	#	#	#	#	#	\$37,039	\$44,978	\$56,795	\$68,987	\$76,407
25-2052	Special Education Teachers, Kindergarten and Elementary School	200	0	#	\$58,816	1.89	#	#	#	#	#	\$37,380	\$45,049	\$58,400	\$72,021	\$83,890
25-2054	Special Education Teachers, Secondary School	140	0	#	\$61,572	2.03	#	#	#	#	#	\$40,921	\$50,654	\$62,298	\$73,222	\$84,075
25-3021	Self-Enrichment Education Teachers	200	19.4	\$20.11	\$41,819	5.2	\$10.75	\$13.72	\$20.48	\$26.32	\$28.54	\$22,359	\$28,545	\$42,591	\$54,736	\$59,359
25-3097	Teachers and Instructors, All Other, Except Substitute Teachers	430	30	#	\$42,777	6.79	#	#	#	#	#	\$25,255	\$32,961	\$40,643	\$46,914	\$55,376
25-4012	Curators	50	4.49	\$16.62	\$34,573	10.97	\$12.24	\$12.85	\$13.86	\$14.87	\$28.19	\$25,463	\$26,721	\$28,819	\$30,923	\$58,638
25-4021	Librarians	170	2.5	\$36.45	\$75,824	6.23	\$23.60	\$26.85	\$33.80	\$46.32	\$55.65	\$49,089	\$55,840	\$70,309	\$96,349	\$115,759
25-4031	Library Technicians	200	5.7	\$18.04	\$37,531	2.23	\$12.61	\$14.87	\$17.46	\$21.29	\$25.60	\$26,228	\$30,926	\$36,311	\$44,274	\$53,253
25-9031	Instructional Coordinators	150	26.23	#	#	#	#	#	#	#	#	#	#	#	#	#
25-9041	Teacher Assistants	1150	7.41	#	\$32,322	3.36	#	#	#	#	#	\$23,104	\$26,734	\$31,974	\$37,578	\$43,298
25-9099	Education, Training, and Library Workers, All Other	#	#	\$25.12	\$52,240	5.17	\$16.23	\$20.30	\$23.76	\$28.09	\$40.78	\$33,764	\$42,226	\$49,430	\$58,422	\$84,812
27-0000	Arts, Design, Entertainment, Sports, and Media Occupations	3840	6.13	\$25.60	\$53,247	4.13	\$10.59	\$14.57	\$21.71	\$31.52	\$43.82	\$22,032	\$30,297	\$45,165	\$65,560	\$91,135
27-1011	Art Directors	130	10.91	\$48.99	\$101,905	7.64	\$22.12	\$28.95	\$42.16	\$58.31	\$88.75	\$46,017	\$60,209	\$87,693	\$121,287	\$184,598
27-1014	Multimedia Artists and Animators	90	16.23	\$26.76	\$55,657	5.55	\$9.65	\$20.47	\$26.45	\$32.74	\$43.32	\$20,068	\$42,570	\$55,020	\$68,103	\$90,104
27-1019	Artists and Related Workers, All Other	20	37.37	\$23.40	\$48,665	15.11	\$15.77	\$16.32	\$17.93	\$26.28	\$43.80	\$32,792	\$33,939	\$37,290	\$54,662	\$91,110
27-1021	Commercial and Industrial Designers	#	#	\$31.51	\$65,536	2.25	\$19.96	\$21.93	\$27.21	\$39.91	\$51.87	\$41,523	\$45,614	\$56,596	\$83,011	\$107,881
27-1022	Fashion Designers	70	35.84	\$28.93	\$60,171	9.07	\$19.23	\$20.92	\$24.63	\$34.26	\$45.26	\$40,000	\$43,514	\$51,236	\$71,263	\$94,150

Data unavailable

Occupational Code	Occupational Title	Employment Estimate	Employment Percentage Relative Standard Error	Average Hourly Wage	Average Annual Wage	Wage Percentage Relative Standard Error	10th Percentile (Hourly)	25th Percentile (Hourly)	50th Percentile (Hourly)	75th Percentile (Hourly)	90th Percentile (Hourly)	10th Percentile (Annual)	25th Percentile (Annual)	50th Percentile (Annual)	75th Percentile (Annual)	90th Percentile (Annual)
27-1023	Floral Designers	30	10.14	\$14.43	\$30,008	3.76	\$9.49	\$12.50	\$15.13	\$17.03	\$18.19	\$19,750	\$25,999	\$31,479	\$35,426	\$37,830
27-1024	Graphic Designers	630	11.06	\$25.53	\$53,100	3.81	\$15.39	\$18.72	\$23.32	\$31.54	\$39.12	\$32,011	\$38,938	\$48,508	\$65,601	\$81,375
27-1025	Interior Designers	40	49.28	\$25.21	\$52,442	7	\$19.40	\$20.79	\$23.09	\$29.73	\$35.15	\$40,361	\$43,233	\$48,019	\$61,828	\$73,102
27-1026	Merchandise Displayers and Window Trimmers	#	#	\$15.04	\$31,276	6.89	\$8.56	\$9.40	\$13.38	\$17.32	\$22.76	\$17,803	\$19,547	\$27,825	\$36,028	\$47,343
27-2012	Producers and Directors	140	18.46	\$31.69	\$65,917	6.92	\$17.71	\$21.59	\$28.15	\$39.95	\$52.66	\$36,829	\$44,914	\$58,552	\$83,097	\$109,530
27-2021	Athletes and Sports Competitors	20	14.66	#	\$107,060	24.09	#	#	#	#	#	\$19,207	\$50,164	\$100,682	\$176,486	\$194,051
27-2022	Coaches and Scouts	630	23.86	#	\$36,356	12.73	#	#	#	#	#	\$19,491	\$22,413	\$26,803	\$31,343	\$52,817
27-2042	Musicians and Singers	50	16.26	\$26.54	#	25.5	\$8.43	\$9.08	\$11.27	\$38.15	\$67.13	#	#	#	#	#
27-2099	Entertainers and Performers, Sports and Related Workers, All Other	40	24.39	\$18.39	#	4.37	\$11.23	\$13.08	\$15.86	\$21.72	\$27.65	#	#	#	#	#
27-3022	Reporters and Correspondents	10	46.98	\$18.63	\$38,756	18.82	\$9.74	\$12.01	\$17.10	\$22.41	\$32.92	\$20,256	\$24,977	\$35,576	\$46,618	\$68,474
27-3031	Public Relations Specialists	370	10.16	\$22.46	\$46,709	3.53	\$10.36	\$13.10	\$20.46	\$28.57	\$37.47	\$21,558	\$27,253	\$42,549	\$59,423	\$77,939
27-3041	Editors	250	11.45	\$35.80	\$74,463	10.54	\$18.62	\$21.31	\$28.10	\$38.75	\$55.92	\$38,730	\$44,329	\$58,458	\$80,591	\$116,313
27-3042	Technical Writers	170	13.34	\$36.27	\$75,444	2.28	\$24.36	\$30.83	\$36.07	\$42.92	\$47.95	\$50,668	\$64,121	\$75,025	\$89,272	\$99,746
27-3043	Writers and Authors	90	14.3	\$38.83	\$80,770	21.47	\$17.64	\$24.50	\$28.22	\$39.78	\$74.23	\$36,694	\$50,950	\$58,695	\$82,736	\$154,407
27-3091	Interpreters and Translators	240	21.85	\$24.70	\$51,369	3.38	\$14.93	\$20.41	\$24.51	\$29.74	\$35.80	\$31,063	\$42,450	\$50,990	\$61,869	\$74,455
27-4011	Audio and Video Equipment Technicians	80	26.31	\$19.12	\$39,779	6.81	\$9.21	\$14.56	\$19.03	\$23.41	\$28.20	\$19,165	\$30,281	\$39,577	\$48,693	\$58,663
27-4012	Broadcast Technicians	#	#	\$20.51	\$42,660	7.14	\$15.54	\$17.98	\$20.74	\$22.96	\$26.83	\$32,320	\$37,406	\$43,139	\$47,754	\$55,808
27-4021	Photographers	50	26.31	\$20.88	\$43,431	15.03	\$10.86	\$15.58	\$20.26	\$22.65	\$38.25	\$22,588	\$32,415	\$42,131	\$47,111	\$79,570
27-4032	Film and Video Editors	#	#	\$20.98	\$43,633	7.5	\$13.34	\$16.23	\$20.20	\$23.79	\$29.81	\$27,746	\$33,765	\$42,009	\$49,476	\$62,000
27-4099	Media and Communication Equipment Workers, All Other	90	23.35	\$17.98	\$37,401	7.34	\$11.20	\$13.57	\$16.70	\$19.38	\$24.42	\$23,305	\$28,221	\$34,732	\$40,307	\$50,785
29-0000	Healthcare Practitioners and Technical Occupations	8400	9.04	\$38.33	\$79,727	3.42	\$15.83	\$24.02	\$33.36	\$44.01	\$62.40	\$32,932	\$49,959	\$69,382	\$91,541	\$129,790
29-1011	Chiropractors	#	#	\$47.48	\$98,769	6.68	\$38.51	\$41.65	\$46.56	\$54.20	\$62.23	\$80,108	\$86,638	\$96,853	\$112,745	\$129,429
29-1021	Dentists, General	120	39.24	\$89.92	\$187,025	18.34	\$52.00	\$60.97	\$73.17	\$91.66	\$94.50	\$108,164	\$126,814	\$152,185	\$190,646	\$196,568
29-1031	Dietitians and Nutritionists	50	16.6	\$28.54	\$59,363	2.84	\$20.27	\$23.48	\$27.71	\$33.34	\$38.53	\$42,167	\$48,832	\$57,633	\$69,350	\$80,151
29-1041	Optometrists	60	20.02	\$61.75	\$128,430	8.9	\$29.23	\$37.46	\$55.28	\$76.27	\$93.46	\$60,790	\$77,908	\$114,975	\$158,649	\$194,388
29-1051	Pharmacists	280	13.09	\$54.48	\$113,315	4.45	\$27.31	\$49.64	\$60.09	\$67.23	\$71.63	\$56,805	\$103,254	\$124,988	\$139,840	\$148,986
29-1062	Family and General Practitioners	310	17.45	\$94.18	\$195,898	8.84	\$44.84	\$69.99	\$91.23	\$93.27	\$98.50	\$93,276	\$145,581	\$189,758	\$194,012	\$204,881
29-1063	Internists, General	50	11.45	\$101.77	\$211,689	9.41	\$75.95	\$83.97	\$93.39	\$100.05	\$100.17	\$157,979	\$174,665	\$194,251	\$208,110	\$208,358
29-1066	Psychiatrists	30	40.28	\$115.26	\$239,736	13.01	\$73.93	\$84.41	\$100.00	\$100.00	\$100.00	\$153,773	\$175,568	\$208,000	\$208,000	\$208,000
29-1067	Surgeons	70	47.37	\$103.98	\$216,273	11.83	\$68.05	\$81.88	\$92.97	\$94.47	\$94.50	\$141,554	\$170,302	\$193,379	\$196,508	\$196,568
29-1069	Physicians and Surgeons, All Other	150	38.94	\$125.77	\$261,612	7.34	\$86.07	\$93.55	\$100.00	\$100.00	\$100.00	\$179,021	\$194,581	\$208,000	\$208,000	\$208,000
29-1071	Physician Assistants	180	19.12	\$49.33	\$102,613	2.78	\$39.95	\$44.10	\$49.45	\$55.58	\$61.89	\$83,098	\$91,733	\$102,862	\$115,611	\$128,738
29-1122	Occupational Therapists	180	9.63	\$38.56	\$80,212	3.24	\$28.17	\$32.96	\$39.32	\$44.82	\$50.00	\$58,594	\$68,564	\$81,791	\$93,218	\$104,003
29-1123	Physical Therapists	400	14.45	\$35.24	\$73,305	3.12	\$25.92	\$30.70	\$35.19	\$40.96	\$45.35	\$53,916	\$63,860	\$73,188	\$85,198	\$94,327
29-1124	Radiation Therapists	10	46.91	\$40.85	\$84,977	7.6	\$27.87	\$31.95	\$37.38	\$52.27	\$57.62	\$57,961	\$66,454	\$77,755	\$108,713	\$119,844
29-1126	Respiratory Therapists	100	24.83	\$29.27	\$60,877	1.71	\$23.87	\$25.92	\$29.19	\$33.36	\$36.04	\$49,648	\$53,923	\$60,722	\$69,396	\$74,973
29-1127	Speech-Language Pathologists	240	14.9	\$36.41	\$75,743	2.9	\$20.17	\$26.86	\$36.92	\$45.42	\$53.88	\$41,952	\$55,870	\$76,797	\$94,473	\$112,072
29-1128	Exercise Physiologists	30	5.87	\$20.22	\$42,055	2.11	\$15.77	\$17.15	\$19.73	\$23.04	\$26.47	\$32,806	\$35,669	\$41,049	\$47,916	\$55,061
29-1129	Therapists, All Other	20	27.91	\$31.24	\$64,987	4.69	\$22.88	\$28.20	\$32.25	\$35.31	\$37.37	\$47,586	\$58,650	\$67,079	\$73,451	\$77,733
29-1131	Veterinarians	140	3.44	\$37.08	\$77,117	8.43	\$26.24	\$31.29	\$34.74	\$39.44	\$46.55	\$54,588	\$65,084	\$72,257	\$82,038	\$96,821
29-1141	Registered Nurses	2570	18.16	\$34.99	\$72,784	1.79	\$25.44	\$28.71	\$34.69	\$41.48	\$45.99	\$52,909	\$59,708	\$72,148	\$86,284	\$95,662
29-1171	Nurse Practitioners	150	27.38	\$49.09	\$102,116	2.79	\$40.09	\$44.85	\$50.22	\$55.39	\$58.56	\$83,391	\$93,295	\$104,464	\$115,213	\$121,803
29-1181	Audiologists	40	47.13	\$44.29	\$92,116	7.79	\$33.09	\$38.04	\$45.88	\$51.87	\$55.65	\$68,835	\$79,128	\$95,440	\$107,884	\$115,749
29-1199	Health Diagnosing and Treating Practitioners, All Other	150	24.38	\$29.43	\$61,210	17.94	\$18.89	\$21.56	\$26.79	\$40.76	\$45.73	\$39,291	\$44,835	\$55,727	\$84,779	\$95,111
29-2012	Medical and Clinical Laboratory Technicians	110	4.15	\$17.08	\$35,525	2.8	\$12.66	\$13.78	\$15.95	\$18.80	\$23.40	\$26,323	\$28,653	\$33,167	\$39,100	\$48,676
29-2021	Dental Hygienists	310	18.31	\$38.19	\$79,442	3.89	\$31.67	\$34.26	\$38.49	\$43.04	\$45.71	\$65,866	\$71,269	\$80,068	\$89,514	\$95,071
29-2031	Cardiovascular Technologists and Technicians	#	#	\$33.96	\$70,628	3.31	\$21.90	\$30.77	\$34.51	\$40.17	\$44.47	\$45,561	\$64,010	\$71,781	\$83,561	\$92,508

Data unavailable

Occupational Code	Occupational Title	Employment Estimate	Employment Percentage Relative Standard Error	Average Hourly Wage	Average Annual Wage	Wage Percentage Relative Standard Error	10th Percentile (Hourly)	25th Percentile (Hourly)	50th Percentile (Hourly)	75th Percentile (Hourly)	90th Percentile (Hourly)	10th Percentile (Annual)	25th Percentile (Annual)	50th Percentile (Annual)	75th Percentile (Annual)	90th Percentile (Annual)
29-2032	Diagnostic Medical Sonographers	70	10.48	\$37.31	\$77,602	1.69	\$30.68	\$32.99	\$36.85	\$42.24	\$46.37	\$63,823	\$68,622	\$76,639	\$87,856	\$96,448
29-2033	Nuclear Medicine Technologists	30	31.13	\$37.63	\$78,271	1.96	\$24.95	\$32.65	\$39.22	\$43.85	\$46.70	\$51,889	\$67,906	\$81,573	\$91,199	\$97,144
29-2034	Radiologic Technologists and Technicians	230	23.56	\$27.41	\$57,022	2.89	\$19.70	\$21.59	\$25.69	\$32.32	\$40.14	\$40,981	\$44,913	\$53,440	\$67,219	\$83,501
29-2035	Magnetic Resonance Imaging Technologists	40	11.95	\$35.58	\$74,005	1.88	\$30.77	\$32.41	\$35.15	\$38.11	\$43.71	\$63,993	\$67,412	\$73,110	\$79,260	\$90,909
29-2041	Emergency Medical Technicians and Paramedics	200	21.12	\$19.12	\$39,761	5.21	\$12.08	\$13.58	\$17.20	\$22.56	\$31.35	\$25,128	\$28,256	\$35,773	\$46,921	\$65,203
29-2052	Pharmacy Technicians	250	10.96	\$15.67	\$32,600	3.36	\$11.07	\$12.83	\$15.15	\$18.13	\$21.45	\$23,020	\$26,684	\$31,518	\$37,701	\$44,616
29-2055	Surgical Technologists	100	43.53	\$28.82	\$59,937	3.09	\$20.36	\$24.24	\$30.74	\$33.90	\$35.79	\$42,356	\$50,425	\$63,933	\$70,503	\$74,446
29-2056	Veterinary Technologists and Technicians	260	17.27	\$13.78	\$28,658	11.11	\$8.51	\$9.90	\$14.26	\$16.85	\$18.37	\$17,695	\$20,584	\$29,661	\$35,057	\$38,216
29-2057	Ophthalmic Medical Technicians	#	#	\$15.87	\$33,013	5	\$12.29	\$13.08	\$14.41	\$18.02	\$21.91	\$25,559	\$27,212	\$29,966	\$37,474	\$45,574
29-2061	Licensed Practical and Licensed Vocational Nurses	330	10.97	\$22.06	\$45,887	2.32	\$16.17	\$19.04	\$22.06	\$25.74	\$28.26	\$33,631	\$39,612	\$45,880	\$53,535	\$58,771
29-2071	Medical Records and Health Information Technicians	120	19.68	\$18.40	\$38,269	3.96	\$10.03	\$13.70	\$17.99	\$22.12	\$27.32	\$20,865	\$28,498	\$37,422	\$46,000	\$56,834
29-2081	Opticians, Dispensing	180	23.35	\$17.82	\$37,058	6.33	\$8.83	\$11.00	\$18.87	\$22.51	\$26.12	\$18,360	\$22,884	\$39,249	\$46,831	\$54,334
29-2099	Health Technologists and Technicians, All Other	270	32.7	\$17.54	\$36,477	5.12	\$11.03	\$13.46	\$16.70	\$20.96	\$26.17	\$22,951	\$27,987	\$34,733	\$43,597	\$54,433
29-9011	Occupational Health and Safety Specialists	100	12.55	\$39.80	\$82,774	6.88	\$25.68	\$29.19	\$35.61	\$47.40	\$65.50	\$53,419	\$60,716	\$74,072	\$98,583	\$136,242
29-9012	Occupational Health and Safety Technicians	10	23.86	\$31.51	\$65,535	2.78	\$24.07	\$26.67	\$33.01	\$35.67	\$40.41	\$50,060	\$55,475	\$68,666	\$74,185	\$84,060
29-9091	Athletic Trainers	30	18.24	#	\$47,524	7.18	#	#	#	#	#	\$32,405	\$36,566	\$43,536	\$52,208	\$61,077
31-0000	Healthcare Support Occupations	3200	9.38	\$16.23	\$33,752	2.46	\$10.87	\$12.61	\$14.70	\$18.33	\$23.48	\$22,603	\$26,235	\$30,566	\$38,135	\$48,836
31-1011	Home Health Aides	600	36.74	\$13.29	\$27,643	2.04	\$10.06	\$11.52	\$13.12	\$14.61	\$17.09	\$20,935	\$23,972	\$27,286	\$30,379	\$35,538
31-1014	Nursing Assistants	650	8.49	\$13.61	\$28,312	2.28	\$10.37	\$11.83	\$13.28	\$14.72	\$17.66	\$21,564	\$24,614	\$27,615	\$30,617	\$36,734
31-2011	Occupational Therapy Assistants	30	10.81	\$30.22	\$62,868	6.98	\$20.98	\$24.70	\$30.85	\$35.26	\$40.16	\$43,639	\$51,371	\$64,174	\$73,342	\$83,535
31-2021	Physical Therapist Assistants	70	12.65	\$26.81	\$55,758	5.71	\$16.56	\$23.15	\$27.52	\$32.24	\$35.65	\$34,448	\$48,161	\$57,243	\$67,057	\$74,150
31-2022	Physical Therapist Aides	30	34.7	\$13.26	\$27,571	8.23	\$10.00	\$10.87	\$12.54	\$14.44	\$18.86	\$20,806	\$22,612	\$26,085	\$30,040	\$39,227
31-9011	Massage Therapists	270	19.68	\$21.87	\$45,494	10.19	\$10.54	\$13.84	\$21.50	\$27.39	\$34.71	\$21,927	\$28,794	\$44,711	\$56,975	\$72,192
31-9091	Dental Assistants	510	23.51	\$18.03	\$37,503	6.15	\$12.14	\$13.99	\$17.11	\$21.66	\$26.71	\$25,253	\$29,089	\$35,599	\$45,052	\$55,548
31-9092	Medical Assistants	630	14.9	\$16.58	\$34,480	2.25	\$12.57	\$13.94	\$16.21	\$18.49	\$21.75	\$26,155	\$28,989	\$33,717	\$38,453	\$45,232
31-9093	Medical Equipment Preparers	60	23.76	\$15.85	\$32,968	1.96	\$11.96	\$13.17	\$15.27	\$17.78	\$21.01	\$24,872	\$27,398	\$31,753	\$36,988	\$43,710
31-9094	Medical Transcriptionists	60	21.45	\$19.32	\$40,177	2.27	\$13.87	\$16.58	\$19.92	\$22.07	\$23.60	\$28,844	\$34,483	\$41,441	\$45,903	\$49,084
31-9096	Veterinary Assistants and Laboratory Animal Caretakers	70	36.12	\$12.23	\$25,440	5.55	\$9.83	\$10.59	\$11.93	\$13.58	\$14.57	\$20,450	\$22,027	\$24,806	\$28,245	\$30,309
31-9097	Phlebotomists	50	25.48	\$16.72	\$34,774	2.14	\$13.01	\$14.84	\$16.66	\$18.45	\$21.19	\$27,059	\$30,861	\$34,646	\$38,374	\$44,080
31-9099	Healthcare Support Workers, All Other	140	9.62	\$15.31	\$31,845	5.54	\$10.71	\$12.71	\$15.60	\$17.49	\$19.06	\$22,287	\$26,438	\$32,452	\$36,389	\$39,653
33-0000	Protective Service Occupations	2160	2.63	\$23.88	\$49,676	3.97	\$9.20	\$12.04	\$24.77	\$32.87	\$38.94	\$19,136	\$25,038	\$51,518	\$68,377	\$80,988
33-1012	First-Line Supervisors of Police and Detectives	40	5.11	\$49.75	\$103,489	2.98	\$40.07	\$44.78	\$51.00	\$55.75	\$58.73	\$83,340	\$93,147	\$106,070	\$115,951	\$122,163
33-1021	First-Line Supervisors of Fire Fighting and Prevention Workers	60	4.47	\$41.67	\$86,672	1.98	\$30.65	\$33.84	\$40.93	\$50.19	\$56.58	\$63,757	\$70,386	\$85,133	\$104,404	\$117,687
33-1099	First-Line Supervisors of Protective Service Workers, All Other	30	16.55	\$27.37	\$56,933	4.85	\$17.66	\$21.61	\$26.57	\$32.72	\$37.71	\$36,739	\$44,948	\$55,255	\$68,065	\$78,443
33-2011	Firefighters	310	3.07	\$24.45	\$50,859	3.9	\$9.01	\$20.93	\$25.88	\$29.25	\$34.60	\$18,743	\$43,526	\$53,834	\$60,837	\$71,958
33-3021	Detectives and Criminal Investigators	60	0	\$32.01	\$66,585	2.32	\$22.97	\$28.34	\$32.98	\$36.36	\$38.49	\$47,782	\$58,938	\$68,590	\$75,619	\$80,054
33-3051	Police and Sheriff's Patrol Officers	650	2.64	\$32.90	\$68,433	1.75	\$25.18	\$28.73	\$33.03	\$37.05	\$42.49	\$52,381	\$59,751	\$68,702	\$77,059	\$88,385
33-9011	Animal Control Workers	#	#	\$20.57	\$42,786	1.9	\$13.57	\$16.31	\$20.65	\$24.61	\$27.93	\$28,220	\$33,917	\$42,959	\$51,192	\$58,098
33-9021	Private Detectives and Investigators	#	#	\$32.44	\$67,469	14.63	\$15.76	\$19.96	\$34.28	\$43.43	\$51.07	\$32,786	\$41,517	\$71,299	\$90,337	\$106,219
33-9032	Security Guards	300	14.23	\$15.23	\$31,669	9.96	\$8.56	\$9.45	\$13.34	\$17.86	\$27.28	\$17,813	\$19,655	\$27,754	\$37,141	\$56,746
33-9092	Lifeguards, Ski Patrol, and Other Recreational Protective Service Workers	370	2.63	\$9.99	\$20,779	2.35	\$8.38	\$8.95	\$9.92	\$10.97	\$11.60	\$17,434	\$18,625	\$20,641	\$22,827	\$24,138
33-9099	Protective Service Workers, All Other	240	0.84	\$19.49	\$40,529	3.62	\$11.93	\$14.30	\$17.68	\$24.30	\$29.17	\$24,811	\$29,748	\$36,769	\$50,549	\$60,684
35-0000	Food Preparation and Serving-Related Occupations	16960	2	\$11.35	\$23,598	1.65	\$8.30	\$8.76	\$9.80	\$12.62	\$16.89	\$17,270	\$18,216	\$20,380	\$26,248	\$35,134
35-1011	Chefs and Head Cooks	190	23.87	\$22.36	\$46,515	13.12	\$13.01	\$15.57	\$17.80	\$21.77	\$33.19	\$27,065	\$32,394	\$37,024	\$45,274	\$69,033
35-1012	First-Line Supervisors of Food Preparation and Serving Workers	960	9.53	\$18.12	\$37,686	2.58	\$12.26	\$14.46	\$17.48	\$21.17	\$25.21	\$25,500	\$30,082	\$36,366	\$44,043	\$52,430

Data unavailable

Occupational Code	Occupational Title	Employment Estimate	Employment Percentage Relative Standard Error	Average Hourly Wage	Average Annual Wage	Wage Percentage Relative Standard Error	10th Percentile (Hourly)	25th Percentile (Hourly)	50th Percentile (Hourly)	75th Percentile (Hourly)	90th Percentile (Hourly)	10th Percentile (Annual)	25th Percentile (Annual)	50th Percentile (Annual)	75th Percentile (Annual)	90th Percentile (Annual)
35-2011	Cooks, Fast Food	#	#	\$9.22	\$19,170	2.81	\$8.19	\$8.48	\$8.96	\$9.77	\$11.19	\$17,037	\$17,633	\$18,626	\$20,316	\$23,282
35-2012	Cooks, Institution and Cafeteria	520	10.38	\$13.06	\$27,155	1.69	\$9.68	\$10.64	\$12.48	\$14.98	\$17.73	\$20,138	\$22,137	\$25,961	\$31,168	\$36,880
35-2014	Cooks, Restaurant	2020	12.1	\$11.58	\$24,094	2.11	\$9.44	\$10.10	\$11.18	\$12.92	\$14.41	\$19,631	\$21,012	\$23,262	\$26,880	\$29,980
35-2015	Cooks, Short Order	180	43.99	\$11.99	\$24,945	5.45	\$9.30	\$10.11	\$11.38	\$13.76	\$16.20	\$19,344	\$21,025	\$23,667	\$28,612	\$33,695
35-2021	Food Preparation Workers	970	26.64	\$10.79	\$22,448	4.19	\$8.39	\$8.97	\$10.12	\$11.54	\$15.50	\$17,445	\$18,652	\$21,056	\$24,008	\$32,242
35-3011	Bartenders	710	13.89	\$12.42	\$25,842	7.52	\$8.22	\$8.56	\$9.12	\$15.32	\$21.21	\$17,107	\$17,808	\$18,976	\$31,867	\$44,127
35-3021	Combined Food Preparation and Serving Workers, Including Fast Food	4270	11.07	\$10.02	\$20,845	2.57	\$8.23	\$8.59	\$9.17	\$10.75	\$13.14	\$17,128	\$17,861	\$19,082	\$22,368	\$27,325
35-3022	Counter Attendants, Cafeteria, Food Concession, and Coffee Shop	30	0	\$11.06	\$23,015	2.94	\$8.30	\$8.75	\$9.90	\$13.30	\$15.06	\$17,265	\$18,203	\$20,586	\$27,668	\$31,330
35-3031	Waiters and Waitresses	3670	5.28	\$10.97	\$22,818	6.23	\$8.20	\$8.51	\$9.02	\$11.80	\$17.44	\$17,062	\$17,696	\$18,752	\$24,550	\$36,285
35-3041	Food Servers, Nonrestaurant	640	17.89	\$11.69	\$24,312	2.8	\$8.53	\$9.33	\$11.18	\$13.53	\$15.85	\$17,747	\$19,399	\$23,263	\$28,138	\$32,963
35-9011	Dining Room and Cafeteria Attendants and Bartender Helpers	690	26.71	\$9.43	\$19,608	4.25	\$8.17	\$8.42	\$8.85	\$9.27	\$12.40	\$16,992	\$17,521	\$18,402	\$19,284	\$25,801
35-9021	Dishwashers	790	19.57	\$10.77	\$22,394	3.59	\$8.49	\$9.22	\$10.57	\$12.13	\$13.80	\$17,653	\$19,172	\$21,976	\$25,230	\$28,710
35-9031	Hosts and Hostesses, Restaurant, Lounge, and Coffee Shop	860	16.09	\$10.51	\$21,867	4.99	\$8.31	\$8.77	\$9.73	\$11.66	\$14.34	\$17,282	\$18,245	\$20,248	\$24,257	\$29,826
37-0000	Building and Grounds Cleaning and Maintenance Occupations	4330	6.24	\$13.14	\$27,341	2.64	\$8.73	\$9.94	\$11.69	\$15.25	\$18.67	\$18,169	\$20,666	\$24,313	\$31,724	\$38,837
37-1011	First-Line Supervisors of Housekeeping and Janitorial Workers	110	19.05	\$20.41	\$42,452	4.82	\$12.65	\$14.06	\$20.36	\$24.60	\$29.37	\$26,310	\$29,242	\$42,343	\$51,162	\$61,097
37-1012	First-Line Supervisors of Landscaping, Lawn Service, and Groundsk	140	8.31	\$23.55	\$48,993	4.48	\$14.90	\$16.68	\$21.40	\$30.36	\$35.98	\$30,983	\$34,694	\$44,521	\$63,146	\$74,841
37-2011	Janitors and Cleaners, Except Maids and Housekeeping Cleaners	1760	6.55	\$13.25	\$27,562	3.37	\$9.25	\$10.40	\$12.42	\$15.60	\$18.24	\$19,234	\$21,642	\$25,825	\$32,439	\$37,943
37-2012	Maids and Housekeeping Cleaners	770	22.11	\$9.76	\$20,306	3.32	\$8.23	\$8.56	\$9.13	\$10.58	\$11.58	\$17,108	\$17,810	\$18,981	\$22,004	\$24,091
37-3011	Landscaping and Groundskeeping Workers	1390	7.8	\$13.43	\$27,931	3.79	\$9.78	\$10.62	\$12.20	\$15.45	\$18.38	\$20,334	\$22,090	\$25,370	\$32,128	\$38,241
37-3019	Grounds Maintenance Workers, All Other	130	14.07	\$11.43	\$23,769	2.99	\$8.24	\$8.59	\$9.18	\$14.15	\$16.97	\$17,131	\$17,868	\$19,096	\$29,439	\$35,301
39-0000	Personal Care and Service Occupations	4990	6.41	\$14.89	\$30,965	3.2	\$8.74	\$9.92	\$12.44	\$17.52	\$26.41	\$18,176	\$20,642	\$25,876	\$36,434	\$54,923
39-1021	First-Line Supervisors of Personal Service Workers	210	12.95	\$20.69	\$43,045	4.13	\$12.49	\$15.94	\$18.89	\$25.45	\$30.94	\$25,970	\$33,161	\$39,298	\$52,939	\$64,356
39-2021	Nonfarm Animal Caretakers	430	18.58	\$13.67	\$28,443	13.21	\$8.36	\$8.91	\$10.42	\$14.85	\$26.58	\$17,399	\$18,536	\$21,678	\$30,890	\$55,280
39-3031	Ushers, Lobby Attendants, and Ticket Takers	50	39.58	\$9.56	\$19,884	5.24	\$8.25	\$8.63	\$9.29	\$10.66	\$11.45	\$17,167	\$17,957	\$19,315	\$22,170	\$23,818
39-3091	Amusement and Recreation Attendants	280	16.6	\$11.07	\$23,033	2.05	\$8.40	\$9.01	\$10.30	\$12.18	\$15.15	\$17,482	\$18,744	\$21,428	\$25,342	\$31,507
39-5012	Hairdressers, Hairstylists, and Cosmetologists	570	16.36	\$15.88	\$33,023	7.89	\$8.62	\$11.30	\$13.98	\$18.06	\$29.44	\$17,934	\$23,508	\$29,087	\$37,563	\$61,236
39-5092	Manicurists and Pedicurists	#	#	\$13.75	\$28,609	8.3	\$8.42	\$9.05	\$12.55	\$17.16	\$21.18	\$17,512	\$18,819	\$26,096	\$35,685	\$44,057
39-5094	Skincare Specialists	#	#	\$23.92	\$49,754	9.76	\$13.54	\$21.98	\$25.86	\$28.13	\$29.48	\$28,169	\$45,723	\$53,798	\$58,506	\$61,312
39-6012	Concierges	#	#	\$13.12	\$27,286	5.04	\$9.72	\$10.91	\$12.71	\$14.37	\$17.95	\$20,228	\$22,693	\$26,427	\$29,891	\$37,336
39-9011	Childcare Workers	940	15.22	\$11.65	\$24,226	3.84	\$8.50	\$9.26	\$11.20	\$13.49	\$15.30	\$17,686	\$19,260	\$23,297	\$28,069	\$31,828
39-9021	Personal Care Aides	980	19.44	\$11.48	\$23,871	2.96	\$8.94	\$9.83	\$10.99	\$12.85	\$15.10	\$18,591	\$20,443	\$22,862	\$26,720	\$31,401
39-9031	Fitness Trainers and Aerobics Instructors	680	21.53	\$21.87	\$45,485	7.05	\$10.86	\$15.03	\$21.32	\$27.77	\$33.52	\$22,593	\$31,261	\$44,349	\$57,761	\$69,730
39-9032	Recreation Workers	360	16.71	\$14.20	\$29,534	5.15	\$9.34	\$10.72	\$13.53	\$17.35	\$20.83	\$19,426	\$22,295	\$28,141	\$36,082	\$43,337
39-9041	Residential Advisors	20	33.07	\$12.30	\$25,577	4.08	\$9.02	\$10.20	\$12.16	\$14.22	\$16.50	\$18,752	\$21,215	\$25,300	\$29,572	\$34,323
39-9099	Personal Care and Service Workers, All Other	#	#	\$13.94	\$29,005	5.18	\$9.90	\$10.54	\$11.60	\$16.65	\$19.90	\$20,595	\$21,919	\$24,125	\$34,628	\$41,392
41-0000	Sales and Related Occupations	17970	2.62	\$23.67	\$49,228	2.85	\$8.93	\$10.71	\$16.30	\$28.82	\$48.73	\$18,565	\$22,268	\$33,911	\$59,940	\$101,366
41-1011	First-Line Supervisors of Retail Sales Workers	990	6.93	\$24.57	\$51,107	5.51	\$12.60	\$15.72	\$20.50	\$25.99	\$36.06	\$26,215	\$32,694	\$42,643	\$54,063	\$74,998
41-1012	First-Line Supervisors of Non-Retail Sales Workers	350	11.85	\$42.27	\$87,921	7.03	\$20.36	\$26.54	\$35.25	\$50.91	\$70.10	\$42,343	\$55,200	\$73,323	\$105,887	\$145,798
41-2011	Cashiers	3330	6.75	\$11.15	\$23,194	1.82	\$8.41	\$9.04	\$10.38	\$12.40	\$16.04	\$17,503	\$18,797	\$21,595	\$25,784	\$33,359
41-2021	Counter and Rental Clerks	500	9.54	\$15.87	\$33,006	6.08	\$8.53	\$9.33	\$13.51	\$17.97	\$27.33	\$17,736	\$19,403	\$28,097	\$37,377	\$56,855
41-2022	Parts Salespersons	200	19.73	\$18.32	\$38,116	6.32	\$9.88	\$12.50	\$16.74	\$22.52	\$30.56	\$20,542	\$25,997	\$34,827	\$46,850	\$63,560
41-2031	Retail Salespersons	4890	5.45	\$14.72	\$30,610	3.76	\$8.67	\$9.67	\$11.79	\$16.47	\$26.58	\$18,032	\$20,105	\$24,514	\$34,266	\$55,281
41-3011	Advertising Sales Agents	240	21.61	\$32.24	\$67,051	11.13	\$14.89	\$18.27	\$26.66	\$39.50	\$59.86	\$30,975	\$38,000	\$55,453	\$82,168	\$124,500
41-3021	Insurance Sales Agents	310	15.72	\$27.09	\$56,350	15	\$8.74	\$16.58	\$26.61	\$35.09	\$45.02	\$18,183	\$34,486	\$55,344	\$72,990	\$93,648

Data unavailable

Occupational Code	Occupational Title	Employment Estimate	Employment Percentage Relative Standard Error	Average Hourly Wage	Average Annual Wage	Wage Percentage Relative Standard Error	10th Percentile (Hourly)	25th Percentile (Hourly)	50th Percentile (Hourly)	75th Percentile (Hourly)	90th Percentile (Hourly)	10th Percentile (Annual)	25th Percentile (Annual)	50th Percentile (Annual)	75th Percentile (Annual)	90th Percentile (Annual)
41-3031	Securities, Commodities, and Financial Services Sales Agents	660	11.98	\$35.13	\$73,069	11.16	\$14.48	\$17.39	\$25.22	\$44.67	\$66.89	\$30,109	\$36,169	\$52,456	\$92,908	\$139,139
41-3041	Travel Agents	120	7.98	\$29.64	\$61,649	24.54	\$13.05	\$19.76	\$24.67	\$28.38	\$32.44	\$27,152	\$41,110	\$51,319	\$59,039	\$67,473
41-3099	Sales Representatives, Services, All Other	1660	10.47	\$33.35	\$69,370	6.7	\$10.87	\$16.53	\$26.31	\$42.63	\$63.10	\$22,619	\$34,379	\$54,718	\$88,678	\$131,249
41-4011	Sales Representatives, Wholesale and Manufacturing, Technical and Scientific Products	1010	19.47	\$36.38	\$75,669	4.79	\$16.66	\$20.37	\$31.44	\$47.39	\$61.22	\$34,661	\$42,361	\$65,401	\$98,570	\$127,328
41-4012	Sales Representatives, Wholesale and Manufacturing, Except Technical and Scientific Products	2380	6.89	\$38.65	\$80,394	4.74	\$13.52	\$19.91	\$32.54	\$49.04	\$75.76	\$28,111	\$41,413	\$67,681	\$101,994	\$157,574
41-9021	Real Estate Brokers	90	33.32	\$31.66	\$65,843	19.93	\$15.17	\$19.72	\$23.60	\$28.15	\$80.46	\$31,546	\$41,018	\$49,094	\$58,560	\$167,359
41-9022	Real Estate Sales Agents	310	29.68	\$25.52	\$53,092	12.49	\$9.11	\$16.80	\$23.18	\$31.81	\$49.36	\$18,938	\$34,942	\$48,209	\$66,156	\$102,678
41-9031	Sales Engineers	420	18.16	\$50.03	\$104,055	4.82	\$25.16	\$31.85	\$46.11	\$62.49	\$84.25	\$52,329	\$66,243	\$95,912	\$129,983	\$175,239
41-9041	Telemarketers	310	18.34	\$12.10	\$25,178	6.24	\$8.29	\$8.72	\$10.41	\$14.92	\$18.04	\$17,243	\$18,147	\$21,661	\$31,024	\$37,520
41-9099	Sales and Related Workers, All Other	200	14.95	\$16.76	\$34,869	8.62	\$8.65	\$9.55	\$13.43	\$21.10	\$29.60	\$17,983	\$19,859	\$27,929	\$43,879	\$61,558
43-0000	Office and Administrative Support Occupations	22950	2.37	\$18.32	\$38,097	0.91	\$10.17	\$13.24	\$17.18	\$22.27	\$27.78	\$21,160	\$27,531	\$35,726	\$46,313	\$57,776
43-1011	First-Line Supervisors of Office and Administrative Support Workers	1160	4.85	\$27.07	\$56,315	2.26	\$15.54	\$19.12	\$25.46	\$32.19	\$39.77	\$32,323	\$39,775	\$52,954	\$66,947	\$82,724
43-2011	Switchboard Operators, Including Answering Service	#	#	\$11.97	\$24,900	11.22	\$8.87	\$9.78	\$11.06	\$13.35	\$16.88	\$18,442	\$20,351	\$22,996	\$27,765	\$35,120
43-3011	Bill and Account Collectors	250	19.48	\$19.76	\$41,103	4.29	\$12.66	\$15.65	\$18.91	\$22.72	\$28.14	\$26,337	\$32,555	\$39,343	\$47,265	\$58,528
43-3021	Billing and Posting Clerks and Machine Operators	330	14.98	\$19.95	\$41,499	3.01	\$13.07	\$15.90	\$20.06	\$23.67	\$27.70	\$27,178	\$33,063	\$41,724	\$49,224	\$57,619
43-3031	Bookkeeping, Accounting, and Auditing Clerks	1760	8.92	\$18.94	\$39,399	1.89	\$9.65	\$15.07	\$18.50	\$22.80	\$27.72	\$20,080	\$31,347	\$38,486	\$47,423	\$57,657
43-3051	Payroll and Timekeeping Clerks	190	35.94	\$19.20	\$39,937	5.56	\$12.42	\$14.67	\$18.20	\$23.27	\$28.26	\$25,832	\$30,524	\$37,864	\$48,408	\$58,773
43-3061	Procurement Clerks	60	12.98	\$25.28	\$52,593	3	\$17.35	\$21.18	\$25.07	\$29.11	\$35.36	\$36,090	\$44,057	\$52,141	\$60,548	\$73,548
43-3071	Tellers	330	22.67	\$13.49	\$28,055	6.31	\$9.87	\$10.69	\$12.10	\$15.47	\$20.18	\$20,539	\$22,242	\$25,170	\$32,167	\$41,965
43-3099	Financial Clerks, All Other	50	6.78	\$17.85	\$37,131	3.91	\$14.79	\$15.70	\$17.14	\$18.60	\$24.55	\$30,759	\$32,650	\$35,660	\$38,679	\$51,066
43-4011	Brokerage Clerks	90	28.96	\$25.13	\$52,277	2.97	\$19.41	\$21.78	\$24.95	\$27.81	\$29.56	\$40,378	\$45,311	\$51,906	\$57,851	\$61,483
43-4031	Court, Municipal, and License Clerks	150	1.61	\$21.00	\$43,690	1.67	\$15.67	\$17.31	\$20.28	\$24.10	\$27.16	\$32,594	\$36,000	\$42,192	\$50,134	\$56,490
43-4041	Credit Authorizers, Checkers, and Clerks	40	34.85	\$17.42	\$36,225	8.03	\$12.30	\$13.54	\$16.27	\$21.09	\$25.32	\$25,594	\$28,164	\$33,841	\$43,863	\$52,674
43-4051	Customer Service Representatives	2320	7.02	\$16.90	\$35,159	2.41	\$10.29	\$12.44	\$15.33	\$19.58	\$26.02	\$21,409	\$25,879	\$31,895	\$40,734	\$54,123
43-4061	Eligibility Interviewers, Government Programs	90	1.37	\$19.58	\$40,735	2.6	\$15.78	\$16.80	\$18.64	\$21.82	\$24.59	\$32,824	\$34,954	\$38,770	\$45,382	\$51,146
43-4071	File Clerks	200	11.61	\$14.87	\$30,928	4.06	\$9.36	\$12.13	\$14.27	\$17.41	\$21.08	\$19,472	\$25,241	\$29,680	\$36,213	\$43,848
43-4081	Hotel, Motel, and Resort Desk Clerks	160	14.05	\$10.73	\$22,323	4.47	\$8.34	\$8.86	\$9.98	\$12.31	\$14.39	\$17,356	\$18,429	\$20,763	\$25,602	\$29,929
43-4111	Interviewers, Except Eligibility and Loan	490	26.44	\$12.67	\$26,364	6.71	\$8.30	\$8.76	\$12.06	\$16.09	\$18.85	\$17,269	\$18,214	\$25,092	\$33,477	\$39,208
43-4121	Library Assistants, Clerical	150	0.65	\$14.65	\$30,475	4.35	\$9.72	\$11.83	\$14.45	\$17.46	\$20.12	\$20,222	\$24,613	\$30,048	\$36,324	\$41,847
43-4131	Loan Interviewers and Clerks	80	19.74	\$19.14	\$39,806	6.52	\$11.17	\$14.80	\$18.37	\$23.24	\$27.32	\$23,232	\$30,781	\$38,212	\$48,334	\$56,831
43-4151	Order Clerks	160	19.61	\$15.70	\$32,646	4.93	\$8.76	\$11.09	\$16.29	\$18.90	\$22.40	\$18,229	\$23,061	\$33,882	\$39,306	\$46,599
43-4161	Human Resources Assistants, Except Payroll and Timekeeping	130	12.23	\$19.27	\$40,087	1.91	\$14.34	\$16.40	\$19.20	\$22.27	\$24.34	\$29,825	\$34,104	\$39,939	\$46,312	\$50,626
43-4171	Receptionists and Information Clerks	1580	9.44	\$14.08	\$29,297	1.86	\$9.69	\$12.04	\$13.89	\$16.36	\$18.44	\$20,153	\$25,048	\$28,888	\$34,033	\$38,348
43-4181	Reservation and Transportation Ticket Agents and Travel Clerks	#	#	\$13.27	\$27,599	10.48	\$8.48	\$9.20	\$11.99	\$17.02	\$20.54	\$17,639	\$19,137	\$24,929	\$35,407	\$42,733
43-4199	Information and Record Clerks, All Other	400	9.51	\$19.69	\$40,950	2.34	\$13.74	\$15.90	\$18.42	\$22.97	\$27.82	\$28,576	\$33,081	\$38,305	\$47,774	\$57,875
43-5011	Cargo and Freight Agents	#	#	\$15.71	\$32,670	5.47	\$10.45	\$15.20	\$16.50	\$17.81	\$18.60	\$21,745	\$31,612	\$34,330	\$37,048	\$38,679
43-5021	Couriers and Messengers	#	#	\$14.02	\$29,164	2.99	\$10.25	\$11.43	\$13.82	\$16.40	\$18.00	\$21,321	\$23,780	\$28,738	\$34,112	\$37,431
43-5031	Police, Fire, and Ambulance Dispatchers	110	2.26	\$23.67	\$49,226	2.78	\$18.39	\$20.30	\$22.91	\$27.31	\$30.95	\$38,242	\$42,215	\$47,654	\$56,810	\$64,386
43-5032	Dispatchers, Except Police, Fire, and Ambulance	120	22.22	\$17.98	\$37,396	4.2	\$10.88	\$13.10	\$18.36	\$21.64	\$23.67	\$22,636	\$27,255	\$38,196	\$45,002	\$49,224
43-5051	Postal Service Clerks	80	0	\$25.25	\$52,511		\$15.27	\$26.72	\$26.72	\$26.73	\$27.29	\$31,751	\$55,580	\$55,587	\$55,595	\$56,771
43-5052	Postal Service Mail Carriers	420	0	\$25.32	\$52,661		\$16.59	\$24.68	\$27.50	\$27.51	\$28.08	\$34,498	\$51,324	\$57,204	\$57,215	\$58,416
43-5053	Postal Service Mail Sorters, Processors, and Processing Machine Operators	40	0	\$24.75	\$51,483		\$15.54	\$26.21	\$26.22	\$26.22	\$26.79	\$32,334	\$54,520	\$54,528	\$54,536	\$55,713
43-5061	Production, Planning, and Expediting Clerks	280	20.31	\$25.59	\$53,235	6.02	\$15.72	\$18.17	\$25.45	\$32.66	\$36.61	\$32,694	\$37,799	\$52,938	\$67,939	\$76,154

Data unavailable

Occupational Code	Occupational Title	Employment Estimate	Employment Percentage Relative Standard Error	Average Hourly Wage	Average Annual Wage	Wage Percentage Relative Standard Error	10th Percentile (Hourly)	25th Percentile (Hourly)	50th Percentile (Hourly)	75th Percentile (Hourly)	90th Percentile (Hourly)	10th Percentile (Annual)	25th Percentile (Annual)	50th Percentile (Annual)	75th Percentile (Annual)	90th Percentile (Annual)
43-5071	Shipping, Receiving, and Traffic Clerks	950	9.87	\$15.58	\$32,397	2.19	\$10.00	\$12.21	\$14.87	\$18.36	\$22.43	\$20,806	\$25,397	\$30,925	\$38,179	\$46,654
43-5081	Stock Clerks and Order Fillers	1760	5.33	\$13.97	\$29,064	1.88	\$9.09	\$10.46	\$13.28	\$16.97	\$19.30	\$18,909	\$21,749	\$27,628	\$35,299	\$40,138
43-5111	Weighers, Measurers, Checkers, and Samplers, Recordkeeping	20	37.59	\$22.88	\$47,584	9.5	\$16.18	\$17.78	\$24.78	\$27.23	\$28.70	\$33,655	\$36,983	\$51,532	\$56,631	\$59,691
43-6011	Executive Secretaries and Executive Administrative Assistants	1370	5.88	\$25.36	\$52,758	2.42	\$16.94	\$20.22	\$24.67	\$29.18	\$35.95	\$35,236	\$42,052	\$51,316	\$60,698	\$74,777
43-6012	Legal Secretaries	110	20.58	\$24.24	\$50,429	6.88	\$11.40	\$19.08	\$24.18	\$31.01	\$35.03	\$23,715	\$39,684	\$50,285	\$64,503	\$72,871
43-6013	Medical Secretaries	460	21.45	\$15.01	\$31,222	4.75	\$9.28	\$11.92	\$13.82	\$17.71	\$22.47	\$19,297	\$24,795	\$28,754	\$36,828	\$46,729
43-6014	Secretaries and Administrative Assistants, Except Legal, Medical,	3830	4.56	\$17.54	\$36,488	1.36	\$10.68	\$14.62	\$17.46	\$20.94	\$23.73	\$22,212	\$30,404	\$36,314	\$43,546	\$49,363
43-9011	Computer Operators	30	29.33	\$24.84	\$51,665	4.78	\$17.10	\$20.03	\$24.25	\$29.78	\$34.37	\$35,575	\$41,656	\$50,447	\$61,939	\$71,486
43-9021	Data Entry Keyers	310	15.57	\$17.27	\$35,915	3.8	\$10.60	\$14.15	\$16.78	\$19.20	\$23.33	\$22,049	\$29,435	\$34,907	\$39,929	\$48,519
43-9031	Desktop Publishers	#	#	\$25.34	\$52,713	4.13	\$16.31	\$20.04	\$24.53	\$31.16	\$35.89	\$33,932	\$41,677	\$51,019	\$64,822	\$74,654
43-9041	Insurance Claims and Policy Processing Clerks	80	30	\$18.36	\$38,186	2.41	\$13.58	\$15.68	\$18.32	\$21.12	\$22.87	\$28,254	\$32,609	\$38,108	\$43,920	\$47,577
43-9051	Mail Clerks and Mail Machine Operators, Except Postal Service	130	40.66	\$12.50	\$26,008	4.45	\$8.47	\$9.18	\$11.15	\$14.58	\$18.34	\$17,618	\$19,085	\$23,190	\$30,318	\$38,142
43-9061	Office Clerks, General	2060	8.24	\$19.41	\$40,382	2.31	\$11.20	\$14.13	\$17.95	\$23.45	\$29.26	\$23,289	\$29,390	\$37,334	\$48,781	\$60,854
43-9071	Office Machine Operators, Except Computer	30	35.84	\$18.80	\$39,098	5.11	\$12.44	\$15.34	\$18.25	\$22.43	\$26.75	\$25,877	\$31,912	\$37,959	\$46,662	\$55,646
43-9111	Statistical Assistants	70	8.78	\$22.38	\$46,547	5.55	\$14.20	\$19.89	\$22.50	\$26.28	\$28.77	\$29,546	\$41,371	\$46,796	\$54,657	\$59,832
43-9199	Office and Administrative Support Workers, All Other	150	4.58	\$18.43	\$38,324	5.89	\$9.36	\$12.90	\$17.44	\$22.69	\$27.99	\$19,478	\$26,828	\$36,280	\$47,197	\$58,212
45-0000	Farming, Fishing, and Forestry Occupations	310	26.52	\$12.61	\$26,232	7	\$8.48	\$9.21	\$12.04	\$14.34	\$17.57	\$17,643	\$19,147	\$25,043	\$29,836	\$36,536
45-2092	Farmworkers and Laborers, Crop, Nursery, and Greenhouse	230	34.03	\$11.71	\$24,359	6.91	\$8.40	\$9.00	\$11.32	\$13.63	\$15.19	\$17,473	\$18,724	\$23,550	\$28,360	\$31,605
45-2093	Farmworkers, Farm, Ranch, and Aquacultural Animals	50	16.98	\$12.94	\$26,907	7.02	\$8.87	\$10.09	\$12.79	\$15.90	\$17.66	\$18,460	\$20,993	\$26,595	\$33,073	\$36,734
47-0000	Construction and Extraction Occupations	3600	5.58	\$20.34	\$42,309	2.01	\$12.25	\$15.05	\$19.28	\$24.66	\$29.74	\$25,478	\$31,305	\$40,111	\$51,285	\$61,856
47-1011	First-Line Supervisors of Construction Trades and Extraction Work	370	18.59	\$25.61	\$53,277	5.39	\$13.19	\$20.62	\$25.26	\$30.96	\$35.39	\$27,427	\$42,898	\$52,541	\$64,399	\$73,612
47-2021	Brickmasons and Blockmasons	30	17.97	\$20.34	\$42,316	4.07	\$15.18	\$18.90	\$20.84	\$22.79	\$25.32	\$31,568	\$39,307	\$43,353	\$47,398	\$52,674
47-2031	Carpenters	430	16.76	\$19.33	\$40,203	9.16	\$10.60	\$12.86	\$19.31	\$23.09	\$32.03	\$22,048	\$26,757	\$40,159	\$48,036	\$66,613
47-2043	Floor Sanders and Finishers	40	37.51	\$19.60	\$40,761	10.39	\$14.22	\$15.83	\$17.68	\$25.08	\$27.75	\$29,586	\$32,931	\$36,776	\$52,174	\$57,725
47-2051	Cement Masons and Concrete Finishers	130	23.18	\$15.46	\$32,162	4.16	\$10.56	\$12.81	\$15.32	\$17.92	\$20.98	\$21,972	\$26,644	\$31,875	\$37,276	\$43,643
47-2061	Construction Laborers	230	26.79	\$14.81	\$30,801	2.61	\$11.88	\$13.04	\$14.95	\$16.90	\$18.06	\$24,720	\$27,125	\$31,102	\$35,143	\$37,568
47-2071	Paving, Surfacing, and Tamping Equipment Operators	30	47.24	\$18.06	\$37,556	5.73	\$15.41	\$16.19	\$17.49	\$18.78	\$22.64	\$32,046	\$33,667	\$36,370	\$39,072	\$47,101
47-2073	Operating Engineers and Other Construction Equipment Operators	230	21.33	\$20.09	\$41,793	2.71	\$15.50	\$16.69	\$18.66	\$23.37	\$27.33	\$32,248	\$34,711	\$38,820	\$48,616	\$56,852
47-2081	Drywall and Ceiling Tile Installers	20	43.25	\$15.45	\$32,130	18.54	\$9.94	\$10.56	\$11.60	\$19.88	\$27.32	\$20,686	\$21,974	\$24,123	\$41,360	\$56,834
47-2111	Electricians	620	12.37	\$22.87	\$47,561	4.09	\$14.04	\$17.88	\$23.01	\$27.80	\$31.77	\$29,214	\$37,193	\$47,867	\$57,814	\$66,085
47-2131	Insulation Workers, Floor, Ceiling, and Wall	#	#	\$17.45	\$36,302	7.72	\$10.74	\$15.51	\$17.92	\$20.83	\$22.73	\$22,346	\$32,260	\$37,280	\$43,331	\$47,284
47-2141	Painters, Construction and Maintenance	210	19.92	\$16.23	\$33,761	6.1	\$11.77	\$13.06	\$15.44	\$17.95	\$24.30	\$24,484	\$27,164	\$32,114	\$37,329	\$50,541
47-2152	Plumbers, Pipefitters, and Steamfitters	350	13.12	\$21.74	\$45,211	3.66	\$14.08	\$17.64	\$21.68	\$26.12	\$29.04	\$29,283	\$36,698	\$45,104	\$54,328	\$60,412
47-2161	Plasterers and Stucco Masons	40	27.59	\$17.38	\$36,161	6.12	\$11.87	\$15.45	\$17.22	\$19.23	\$23.06	\$24,697	\$32,130	\$35,811	\$39,994	\$47,963
47-2181	Roofers	70	18.65	\$18.00	\$37,433	6.43	\$12.95	\$14.58	\$17.30	\$21.02	\$24.72	\$26,934	\$30,326	\$35,983	\$43,728	\$51,424
47-2211	Sheet Metal Workers	#	#	\$22.07	\$45,896	3	\$13.71	\$17.07	\$21.26	\$26.60	\$33.19	\$28,514	\$35,501	\$44,222	\$55,328	\$69,042
47-4011	Construction and Building Inspectors	80	21.82	\$28.33	\$58,926	2.17	\$22.34	\$24.78	\$27.46	\$31.14	\$36.20	\$46,473	\$51,544	\$57,109	\$64,772	\$75,297
47-4051	Highway Maintenance Workers	60	0	\$19.96	\$41,516	2.32	\$15.01	\$16.97	\$20.50	\$22.11	\$24.80	\$31,227	\$35,306	\$42,632	\$45,986	\$51,589
47-4099	Construction and Related Workers, All Other	110	25.62	\$20.54	\$42,731	13.58	\$11.64	\$14.24	\$19.10	\$22.53	\$40.28	\$24,208	\$29,609	\$39,720	\$46,870	\$83,777
49-0000	Installation, Maintenance, and Repair Occupations	4180	4.76	\$22.32	\$46,420	1.85	\$10.84	\$15.17	\$21.07	\$28.16	\$35.36	\$22,544	\$31,545	\$43,821	\$58,570	\$73,552
49-1011	First-Line Supervisors of Mechanics, Installers, and Repairers	260	9.9	\$36.93	\$76,808	2.32	\$24.37	\$27.86	\$34.68	\$44.81	\$56.01	\$50,684	\$57,956	\$72,144	\$93,198	\$116,497
49-2011	Computer, Automated Teller, and Office Machine Repairers	130	26.16	\$21.29	\$44,279	6.51	\$11.18	\$17.17	\$22.29	\$26.58	\$28.99	\$23,253	\$35,716	\$46,356	\$55,283	\$60,297

Data unavailable

Occupational Code	Occupational Title	Employment Estimate	Employment Percentage Relative Standard Error	Average Hourly Wage	Average Annual Wage	Wage Percentage Relative Standard Error	10th Percentile (Hourly)	25th Percentile (Hourly)	50th Percentile (Hourly)	75th Percentile (Hourly)	90th Percentile (Hourly)	10th Percentile (Annual)	25th Percentile (Annual)	50th Percentile (Annual)	75th Percentile (Annual)	90th Percentile (Annual)
49-2022	Telecommunications Equipment Installers and Repairers, Except Line Installers	230	29.58	\$30.83	\$64,133	2.84	\$19.15	\$27.42	\$32.52	\$35.74	\$38.10	\$39,824	\$57,027	\$67,648	\$74,344	\$79,242
49-2092	Electric Motor, Power Tool, and Related Repairers	#	#	\$21.90	\$45,543	3.68	\$16.78	\$19.19	\$21.74	\$24.93	\$27.95	\$34,913	\$39,924	\$45,218	\$51,857	\$58,138
49-2094	Electrical and Electronics Repairers, Commercial and Industrial Equipment	100	20.39	\$28.00	\$58,234	2.74	\$19.22	\$24.47	\$27.62	\$31.95	\$37.60	\$39,976	\$50,905	\$57,458	\$66,449	\$78,208
49-2098	Security and Fire Alarm Systems Installers	#	#	\$23.82	\$49,538	4.02	\$19.66	\$20.81	\$22.73	\$26.77	\$29.75	\$40,897	\$43,290	\$47,277	\$55,683	\$61,885
49-3011	Aircraft Mechanics and Service Technicians	20	42.43	\$27.21	\$56,593	3.99	\$17.63	\$23.99	\$27.11	\$31.11	\$36.18	\$36,665	\$49,900	\$56,393	\$64,712	\$75,246
49-3021	Automotive Body and Related Repairers	100	34.12	\$29.27	\$60,879	17.98	\$11.72	\$14.76	\$20.32	\$44.61	\$59.41	\$24,370	\$30,700	\$42,272	\$92,780	\$123,578
49-3023	Automotive Service Technicians and Mechanics	810	10.89	\$20.61	\$42,874	3.71	\$9.42	\$14.10	\$19.82	\$26.69	\$32.23	\$19,601	\$29,332	\$41,226	\$55,520	\$67,045
49-3031	Bus and Truck Mechanics and Diesel Engine Specialists	70	12.61	\$27.82	\$57,856	4.66	\$18.35	\$22.78	\$26.68	\$33.15	\$41.57	\$38,161	\$47,393	\$55,488	\$68,954	\$86,467
49-3042	Mobile Heavy Equipment Mechanics, Except Engines	60	11.3	\$21.81	\$45,365	4.53	\$12.92	\$16.64	\$23.19	\$26.75	\$29.00	\$26,877	\$34,603	\$48,238	\$55,641	\$60,316
49-3052	Motorcycle Mechanics	#	#	\$16.12	\$33,533	26.24	\$8.85	\$10.35	\$13.31	\$23.07	\$27.72	\$18,412	\$21,531	\$27,683	\$47,990	\$57,652
49-3091	Bicycle Repairers	#	#	\$11.84	\$24,634	23.1	\$8.23	\$8.57	\$9.15	\$15.10	\$19.85	\$17,117	\$17,832	\$19,024	\$31,409	\$41,279
49-3093	Tire Repairers and Changers	100	28.47	\$13.17	\$27,402	10.51	\$9.97	\$10.69	\$11.85	\$13.99	\$20.77	\$20,736	\$22,230	\$24,657	\$29,104	\$43,198
49-9021	Heating, Air Conditioning, and Refrigeration Mechanics and Installers	190	29.11	\$25.26	\$52,537	6.4	\$15.35	\$19.46	\$24.60	\$30.10	\$36.76	\$31,929	\$40,483	\$51,172	\$62,618	\$76,457
49-9031	Home Appliance Repairers	#	#	\$11.72	\$24,376	7.97	\$9.94	\$10.42	\$11.21	\$11.95	\$14.03	\$20,678	\$21,664	\$23,308	\$24,859	\$29,184
49-9041	Industrial Machinery Mechanics	200	17.31	\$26.45	\$55,023	6.6	\$12.11	\$20.76	\$27.52	\$33.21	\$37.06	\$25,199	\$43,185	\$57,234	\$69,086	\$77,094
49-9052	Telecommunications Line Installers and Repairers	60	28.26	\$26.49	\$55,104	5.98	\$17.64	\$21.31	\$26.36	\$31.58	\$36.09	\$36,695	\$44,333	\$54,821	\$65,679	\$75,062
49-9062	Medical Equipment Repairers	70	36.91	\$26.29	\$54,685	2.94	\$16.03	\$19.85	\$25.78	\$32.08	\$37.74	\$33,345	\$41,285	\$53,615	\$66,720	\$78,503
49-9071	Maintenance and Repair Workers, General	1200	7.37	\$18.72	\$38,928	2.11	\$11.82	\$14.75	\$18.17	\$22.42	\$26.97	\$24,593	\$30,674	\$37,792	\$46,630	\$56,091
49-9094	Locksmiths and Safe Repairers	30	35.5	\$18.87	\$39,258	4.42	\$13.64	\$16.18	\$19.12	\$21.76	\$23.40	\$28,368	\$33,653	\$39,772	\$45,268	\$48,662
49-9098	Helpers—Installation, Maintenance, and Repair Workers	40	31.34	\$16.95	\$35,248	5.01	\$11.23	\$14.53	\$16.68	\$18.67	\$23.35	\$23,353	\$30,216	\$34,698	\$38,828	\$48,578
49-9099	Installation, Maintenance, and Repair Workers, All Other	120	28.16	\$18.54	\$38,557	9.16	\$9.90	\$11.07	\$17.56	\$25.53	\$28.65	\$20,591	\$23,029	\$36,516	\$53,105	\$59,582
51-0000	Production Occupations	9200	6.04	\$18.07	\$37,589	1.94	\$9.95	\$12.15	\$16.20	\$21.84	\$29.01	\$20,691	\$25,263	\$33,691	\$45,427	\$60,336
51-1011	First-Line Supervisors of Production and Operating Workers	580	9.86	\$30.59	\$63,633	2.4	\$16.79	\$21.71	\$30.46	\$36.81	\$46.11	\$34,926	\$45,152	\$63,367	\$76,568	\$95,911
51-2022	Electrical and Electronic Equipment Assemblers	840	20.36	\$17.45	\$36,299	2.93	\$10.72	\$13.04	\$16.86	\$21.30	\$24.98	\$22,299	\$27,115	\$35,069	\$44,307	\$51,968
51-2092	Team Assemblers	860	23.29	\$14.65	\$30,463	4.08	\$9.03	\$10.54	\$13.84	\$17.75	\$21.95	\$18,790	\$21,915	\$28,780	\$36,916	\$45,665
51-2099	Assemblers and Fabricators, All Other	190	19.3	\$20.71	\$43,081	13.18	\$10.42	\$12.69	\$16.32	\$24.70	\$35.07	\$21,668	\$26,392	\$33,946	\$51,385	\$72,941
51-3011	Bakers	260	30.5	\$11.88	\$24,708	3.85	\$9.64	\$10.19	\$11.09	\$12.68	\$16.31	\$20,042	\$21,198	\$23,058	\$26,369	\$33,919
51-3021	Butchers and Meat Cutters	190	25.2	\$16.16	\$33,608	5.09	\$10.14	\$12.39	\$14.61	\$18.96	\$25.43	\$21,090	\$25,771	\$30,394	\$39,445	\$52,900
51-3092	Food Batchmakers	330	17.01	\$13.50	\$28,090	5.53	\$9.06	\$10.34	\$13.35	\$16.76	\$18.20	\$18,846	\$21,505	\$27,762	\$34,870	\$37,859
51-3099	Food Processing Workers, All Other	60	37.82	\$12.54	\$26,075	8.48	\$8.96	\$10.42	\$12.69	\$14.39	\$16.35	\$18,644	\$21,665	\$26,391	\$29,923	\$33,999
51-4011	Computer-Controlled Machine Tool Operators, Metal and Plastic	#	#	\$19.89	\$41,381	6.11	\$11.21	\$16.74	\$20.58	\$23.45	\$27.17	\$23,311	\$34,823	\$42,798	\$48,766	\$56,516
51-4031	Cutting, Punching, and Press Machine Setters, Operators, and Tenders, Metal and Plastic	20	38.41	\$16.59	\$34,512	6.25	\$12.72	\$14.04	\$16.41	\$18.70	\$21.53	\$26,459	\$29,199	\$34,133	\$38,905	\$44,779
51-4041	Machinists	420	17.89	\$23.66	\$49,218	3.96	\$14.24	\$18.98	\$22.89	\$28.21	\$34.15	\$29,611	\$39,472	\$47,611	\$58,682	\$71,027
51-4072	Molding, Coremaking, and Casting Machine Setters, Operators, and Tenders, Metal and Plastic	100	45.69	\$15.97	\$33,209	7.73	\$9.49	\$10.58	\$13.20	\$19.89	\$27.96	\$19,731	\$22,008	\$27,449	\$41,373	\$58,151
51-4081	Multiple Machine Tool Setters, Operators, and Tenders, Metal and Plastic	30	35.21	\$16.52	\$34,369	14.08	\$8.69	\$12.12	\$17.22	\$20.91	\$23.11	\$18,075	\$25,213	\$35,809	\$43,501	\$48,068
51-4121	Welders, Cutters, Solderers, and Brazers	190	29.39	\$21.25	\$44,194	4.72	\$15.08	\$17.14	\$21.01	\$25.57	\$28.69	\$31,358	\$35,658	\$43,700	\$53,178	\$59,670
51-4199	Metal Workers and Plastic Workers, All Other	#	#	\$18.48	\$38,437	19.21	\$12.29	\$13.13	\$14.53	\$17.44	\$41.76	\$25,560	\$27,305	\$30,213	\$36,275	\$86,870
51-5111	Prepress Technicians and Workers	70	37.97	\$16.80	\$34,943	11.39	\$8.45	\$9.12	\$16.00	\$21.73	\$26.82	\$17,575	\$18,978	\$33,279	\$45,198	\$55,776
51-5112	Printing Press Operators	280	20.32	\$16.56	\$34,454	4.56	\$9.92	\$12.78	\$15.81	\$20.38	\$24.49	\$20,641	\$26,579	\$32,876	\$42,382	\$50,948
51-5113	Print Binding and Finishing Workers	170	24.87	\$14.77	\$30,712	5.09	\$10.23	\$12.10	\$13.85	\$16.79	\$20.74	\$21,269	\$25,169	\$28,799	\$34,932	\$43,137
51-6011	Laundry and Dry-Cleaning Workers	130	27.34	\$10.65	\$22,146	2.85	\$8.53	\$9.31	\$10.38	\$11.48	\$13.52	\$17,743	\$19,372	\$21,600	\$23,877	\$28,112

Data unavailable

Occupational Code	Occupational Title	Employment Estimate	Employment Percentage Relative Standard Error	Average Hourly Wage	Average Annual Wage	Wage Percentage Relative Standard Error	10th Percentile (Hourly)	25th Percentile (Hourly)	50th Percentile (Hourly)	75th Percentile (Hourly)	90th Percentile (Hourly)	10th Percentile (Annual)	25th Percentile (Annual)	50th Percentile (Annual)	75th Percentile (Annual)	90th Percentile (Annual)
51-6031	Sewing Machine Operators	70	31.72	\$16.68	\$34,698	10.93	\$9.11	\$11.58	\$14.17	\$22.71	\$26.73	\$18,948	\$24,096	\$29,464	\$47,235	\$55,603
51-6093	Upholsterers	#	#	\$17.14	\$35,643	4.4	\$15.29	\$15.96	\$17.07	\$18.18	\$19.22	\$31,804	\$33,190	\$35,499	\$37,809	\$39,978
51-7011	Cabinetmakers and Bench Carpenters	110	21.37	\$19.21	\$39,966	3.01	\$14.38	\$16.27	\$19.12	\$22.18	\$24.50	\$29,920	\$33,838	\$39,763	\$46,132	\$50,955
51-8021	Stationary Engineers and Boiler Operators	30	14.82	\$26.92	\$55,995	3.63	\$20.27	\$23.24	\$26.21	\$29.16	\$36.46	\$42,159	\$48,333	\$54,521	\$60,649	\$75,840
51-8031	Water and Wastewater Treatment Plant and System Operators	120	7.39	\$27.29	\$56,755	3.89	\$16.73	\$20.15	\$25.37	\$34.52	\$42.28	\$34,807	\$41,919	\$52,759	\$71,805	\$87,940
51-8099	Plant and System Operators, All Other	30	32.87	\$21.24	\$44,176	9.23	\$13.77	\$17.33	\$21.92	\$25.24	\$27.25	\$28,633	\$36,045	\$45,589	\$52,494	\$56,676
51-9011	Chemical Equipment Operators and Tenders	80	44.18	\$18.49	\$38,457	4.41	\$11.50	\$14.25	\$17.85	\$22.72	\$26.87	\$23,922	\$29,640	\$37,121	\$47,249	\$55,881
51-9012	Separating, Filtering, Clarifying, Precipitating, and Still Machine Setters, Operators, and Tenders	160	35.99	\$19.90	\$41,389	4.92	\$12.62	\$15.67	\$17.71	\$23.89	\$31.79	\$26,244	\$32,591	\$36,847	\$49,684	\$66,123
51-9021	Crushing, Grinding, and Polishing Machine Setters, Operators, and Tenders	110	48.75	#	#	#	#	#	#	#	#	#	#	#	#	#
51-9023	Mixing and Blending Machine Setters, Operators, and Tenders	40	38.66	\$18.55	\$38,591	6.32	\$13.86	\$16.16	\$18.81	\$21.44	\$22.96	\$28,821	\$33,608	\$39,126	\$44,602	\$47,760
51-9032	Cutting and Slicing Machine Setters, Operators, and Tenders	40	20.87	\$12.93	\$26,889	5.25	\$9.77	\$11.32	\$13.02	\$14.44	\$16.40	\$20,313	\$23,548	\$27,083	\$30,036	\$34,108
51-9061	Inspectors, Testers, Sorters, Samplers, and Weighers	560	10.34	\$21.17	\$44,038	3.15	\$12.92	\$15.50	\$19.69	\$25.86	\$32.05	\$26,870	\$32,250	\$40,962	\$53,792	\$66,657
51-9071	Jewelers and Precious Stone and Metal Workers	40	42.93	\$22.85	\$47,523	15.46	\$14.86	\$16.18	\$18.37	\$24.53	\$34.53	\$30,914	\$33,650	\$38,211	\$51,032	\$71,818
51-9083	Ophthalmic Laboratory Technicians	70	40.16	\$21.36	\$44,433	20.46	\$12.11	\$13.52	\$17.16	\$32.04	\$35.10	\$25,198	\$28,115	\$35,693	\$66,644	\$73,002
51-9111	Packaging and Filling Machine Operators and Tenders	680	16.62	\$12.15	\$25,279	5.28	\$8.97	\$9.85	\$11.23	\$13.57	\$16.78	\$18,664	\$20,489	\$23,365	\$28,221	\$34,911
51-9121	Coating, Painting, and Spraying Machine Setters, Operators, and Tenders	160	37.96	\$17.57	\$36,539	7.11	\$10.72	\$12.35	\$14.71	\$23.01	\$27.75	\$22,288	\$25,687	\$30,595	\$47,861	\$57,720
51-9122	Painters, Transportation Equipment	30	17.67	\$31.78	\$66,108	13.64	\$12.56	\$23.37	\$34.01	\$39.13	\$47.39	\$26,126	\$48,607	\$70,737	\$81,382	\$98,578
51-9123	Painting, Coating, and Decorating Workers	30	26.77	\$14.35	\$29,851	3.97	\$9.86	\$12.35	\$13.96	\$16.28	\$18.42	\$20,513	\$25,681	\$29,042	\$33,853	\$38,316
51-9151	Photographic Process Workers and Processing Machine Operators	#	#	\$11.10	\$23,095	3.36	\$9.71	\$10.17	\$10.94	\$11.72	\$13.45	\$20,187	\$21,152	\$22,761	\$24,369	\$27,980
51-9192	Cleaning, Washing, and Metal Pickling Equipment Operators and Tenders	#	#	\$11.99	\$24,932	16.39	\$8.47	\$9.17	\$10.52	\$14.23	\$18.53	\$17,615	\$19,077	\$21,878	\$29,607	\$38,552
51-9195	Molders, Shapers, and Casters, Except Metal and Plastic	40	28.67	\$19.57	\$40,710	10.05	\$9.48	\$13.42	\$18.87	\$23.64	\$28.95	\$19,718	\$27,917	\$39,256	\$49,167	\$60,210
51-9198	Helpers--Production Workers	220	34.71	\$15.73	\$32,726	6.45	\$8.71	\$10.11	\$15.84	\$18.67	\$23.76	\$18,107	\$21,036	\$32,938	\$38,840	\$49,430
51-9199	Production Workers, All Other	170	22.16	\$14.82	\$30,833	3.08	\$10.33	\$12.21	\$14.99	\$17.30	\$18.70	\$21,490	\$25,405	\$31,178	\$35,989	\$38,887
53-0000	Transportation and Material Moving Occupations	5770	5.52	\$18.64	\$38,775	10.94	\$8.94	\$10.74	\$14.35	\$20.23	\$30.21	\$18,592	\$22,329	\$29,839	\$42,089	\$62,833
53-1021	First-Line Supervisors of Helpers, Laborers, and Material Movers	70	20.7	\$24.36	\$50,678	6.42	\$15.96	\$17.92	\$21.20	\$28.70	\$41.29	\$33,192	\$37,282	\$44,106	\$59,703	\$85,893
53-1031	First-Line Supervisors of Transportation and Material-Moving Mach	120	10.44	\$29.49	\$61,342	4.06	\$18.79	\$22.59	\$28.52	\$36.74	\$43.35	\$39,073	\$46,997	\$59,316	\$76,422	\$90,178
53-3022	Bus Drivers, School or Special Client	400	1.77	\$16.20	\$33,686	3.58	\$12.77	\$14.93	\$16.53	\$17.95	\$18.80	\$26,562	\$31,055	\$34,390	\$37,337	\$39,108
53-3031	Driver/Sales Workers	#	#	\$12.96	\$26,948	6.8	\$8.33	\$8.84	\$11.66	\$16.36	\$18.88	\$17,335	\$18,378	\$24,246	\$34,029	\$39,274
53-3032	Heavy and Tractor-Trailer Truck Drivers	650	18.75	\$21.50	\$44,711	3.46	\$14.88	\$17.39	\$21.57	\$25.60	\$28.34	\$30,943	\$36,163	\$44,869	\$53,250	\$58,938
53-3033	Light Truck or Delivery Services Drivers	860	12.58	\$16.76	\$34,855	6.45	\$9.28	\$11.46	\$14.14	\$18.69	\$31.86	\$19,303	\$23,835	\$29,417	\$38,875	\$66,263
53-3041	Taxi Drivers and Chauffeurs	#	#	\$11.52	\$23,957	3.71	\$8.61	\$9.54	\$11.07	\$13.19	\$15.42	\$17,901	\$19,833	\$23,024	\$27,431	\$32,074
53-3099	Motor Vehicle Operators, All Other	100	28.96	\$12.10	\$25,159	7.03	\$8.77	\$9.77	\$10.91	\$12.35	\$14.85	\$18,250	\$20,321	\$22,682	\$25,694	\$30,883
53-6031	Automotive and Watercraft Service Attendants	90	23.23	\$11.62	\$24,178	2.17	\$8.93	\$9.95	\$11.28	\$13.12	\$14.50	\$18,577	\$20,686	\$23,461	\$27,280	\$30,162
53-6051	Transportation Inspectors	#	#	\$20.18	\$41,972	10.2	\$10.96	\$19.67	\$21.28	\$22.89	\$23.86	\$22,803	\$40,911	\$44,263	\$47,614	\$49,625
53-7032	Excavating and Loading Machine and Dragline Operators	70	34.22	\$18.78	\$39,065	4.09	\$15.36	\$16.26	\$17.76	\$20.89	\$25.68	\$31,947	\$33,823	\$36,949	\$43,457	\$53,411
53-7051	Industrial Truck and Tractor Operators	170	22.36	\$17.58	\$36,565	7.06	\$9.94	\$11.66	\$17.24	\$22.91	\$26.98	\$20,669	\$24,245	\$35,857	\$47,649	\$56,116
53-7061	Cleaners of Vehicles and Equipment	210	30.15	\$11.59	\$24,117	6.3	\$8.42	\$9.05	\$10.25	\$13.03	\$17.07	\$17,510	\$18,814	\$21,315	\$27,109	\$35,503
53-7062	Laborers and Freight, Stock, and Material Movers, Hand	1380	13.13	\$13.48	\$28,035	2.72	\$9.46	\$10.64	\$12.61	\$14.99	\$19.96	\$19,685	\$22,122	\$26,229	\$31,187	\$41,515
53-7064	Packers and Packagers, Hand	570	12.94	\$10.49	\$21,814	3.71	\$8.25	\$8.62	\$9.25	\$11.65	\$14.49	\$17,159	\$17,938	\$19,235	\$24,230	\$30,145
53-7081	Refuse and Recyclable Material Collectors	30	38.9	\$16.58	\$34,485	3.75	\$14.06	\$15.40	\$16.67	\$17.95	\$18.72	\$29,250	\$32,034	\$34,683	\$37,333	\$38,928

Data unavailable

Occupational Code	Occupational Title	Employment Estimate	Employment Percentage Relative Standard Error	Average Hourly Wage	Average Annual Wage	Wage Percentage Relative Standard Error	10th Percentile (Hourly)	25th Percentile (Hourly)	50th Percentile (Hourly)	75th Percentile (Hourly)	90th Percentile (Hourly)	10th Percentile (Annual)	25th Percentile (Annual)	50th Percentile (Annual)	75th Percentile (Annual)	90th Percentile (Annual)
00-0000	Total all occupations	253430	1.76	\$22.36	\$46,510	1.26	\$8.92	\$11.19	\$17.02	\$27.65	\$42.92	\$18,554	\$23,277	\$35,395	\$57,502	\$89,263
11-0000	Management Occupations	10170	2.81	\$52.55	\$109,298	1.72	\$23.95	\$32.85	\$46.07	\$66.38	\$89.27	\$49,820	\$68,320	\$95,828	\$138,069	\$185,683
11-1011	Chief Executives	#	#	\$78.07	\$162,391	5.6	\$47.33	\$57.11	\$70.65	\$90.57	\$100.53	\$98,451	\$118,780	\$146,943	\$188,391	\$209,094
11-1021	General and Operations Managers	3950	3.91	\$54.42	\$113,188	2.31	\$22.06	\$31.17	\$46.50	\$69.95	\$93.24	\$45,878	\$64,831	\$96,725	\$145,496	\$193,948
11-1031	Legislators	30	15.23	#	\$39,192	11.49	#	#	#	#	#	\$17,225	\$18,103	\$19,566	\$60,290	\$86,898
11-2011	Advertising and Promotions Managers	20	36.23	\$58.63	\$121,960	6.22	\$34.54	\$39.92	\$48.47	\$78.91	\$91.90	\$71,842	\$83,043	\$100,821	\$164,133	\$191,155
11-2021	Marketing Managers	160	10.08	\$66.67	\$138,669	4.7	\$31.24	\$43.21	\$63.89	\$83.47	\$93.75	\$64,970	\$89,885	\$132,898	\$173,609	\$194,996
11-2022	Sales Managers	360	11.92	\$59.08	\$122,889	4.73	\$29.60	\$34.27	\$55.21	\$76.87	\$93.76	\$61,560	\$71,281	\$114,835	\$159,881	\$195,019
11-2031	Public Relations and Fundraising Managers	90	8.3	\$55.23	\$114,870	6.62	\$27.47	\$39.31	\$49.03	\$70.99	\$89.83	\$57,130	\$81,760	\$101,991	\$147,652	\$186,848
11-3011	Administrative Services Managers	270	5.34	\$42.08	\$87,534	4.21	\$22.98	\$28.63	\$37.08	\$51.71	\$68.78	\$47,799	\$59,544	\$77,124	\$107,551	\$143,060
11-3021	Computer and Information Systems Managers	600	10.83	\$61.32	\$127,537	2.37	\$34.73	\$47.59	\$59.51	\$74.55	\$89.32	\$72,239	\$98,981	\$123,773	\$155,073	\$185,792
11-3031	Financial Managers	340	8.63	\$66.96	\$139,276	4.23	\$38.18	\$45.84	\$60.20	\$78.12	\$94.66	\$79,420	\$95,355	\$125,206	\$162,483	\$196,889
11-3051	Industrial Production Managers	100	17.75	\$50.70	\$105,458	9.5	\$25.70	\$33.01	\$39.32	\$63.74	\$92.34	\$53,463	\$68,655	\$81,778	\$132,586	\$192,066
11-3061	Purchasing Managers	#	#	\$59.58	\$123,918	3.41	\$42.03	\$48.34	\$61.03	\$69.46	\$79.67	\$87,418	\$100,541	\$126,952	\$144,475	\$165,716
11-3071	Transportation, Storage, and Distribution Managers	70	16.32	\$49.36	\$102,659	3.52	\$31.31	\$38.02	\$47.67	\$57.48	\$77.71	\$65,133	\$79,091	\$99,159	\$119,548	\$161,640
11-3111	Compensation and Benefits Managers	10	13.91	\$48.52	\$100,921	7.06	\$30.19	\$35.39	\$44.77	\$61.37	\$74.52	\$62,805	\$73,613	\$93,127	\$127,657	\$155,008
11-3121	Human Resources Managers	100	12.9	\$56.89	\$118,324	2.39	\$32.27	\$41.45	\$58.46	\$71.36	\$83.08	\$67,117	\$86,210	\$121,605	\$148,433	\$172,798
11-3131	Training and Development Managers	30	14.87	\$50.67	\$105,385	4.76	\$31.99	\$37.04	\$49.63	\$62.17	\$74.62	\$66,529	\$77,035	\$103,240	\$129,314	\$155,202
11-9021	Construction Managers	310	17.4	\$51.85	\$107,848	5.38	\$30.85	\$36.70	\$49.93	\$65.04	\$73.47	\$64,173	\$76,332	\$103,844	\$135,275	\$152,821
11-9031	Education Administrators, Preschool and Childcare Center/Program	80	25.61	\$21.29	\$44,283	5.16	\$16.16	\$18.60	\$21.15	\$23.58	\$27.51	\$33,611	\$38,696	\$43,986	\$49,043	\$57,225
11-9032	Education Administrators, Elementary and Secondary School	620	2.63	#	\$81,263	1.37	#	#	#	#	#	\$59,909	\$70,054	\$82,531	\$93,583	\$102,419
11-9033	Education Administrators, Postsecondary	210	18.58	\$34.40	\$71,544	10.53	\$18.33	\$22.25	\$29.10	\$40.12	\$56.60	\$38,119	\$46,271	\$60,533	\$83,441	\$117,729
11-9039	Education Administrators, All Other	330	2.92	\$44.99	\$93,572	2.36	\$29.50	\$34.97	\$43.51	\$53.13	\$64.50	\$61,369	\$72,742	\$90,502	\$110,515	\$134,170
11-9041	Architectural and Engineering Managers	400	16.29	\$77.54	\$161,274	4.37	\$49.02	\$61.35	\$74.13	\$89.61	\$95.07	\$101,969	\$127,606	\$154,182	\$186,395	\$197,747
11-9051	Food Service Managers	170	21.69	\$27.92	\$58,077	8.45	\$16.23	\$19.80	\$25.39	\$31.22	\$43.26	\$33,768	\$41,181	\$52,819	\$64,937	\$89,972
11-9071	Gaming Managers	#	#	\$23.64	\$49,165	3.83	\$19.71	\$20.74	\$22.44	\$25.62	\$30.10	\$41,006	\$43,136	\$46,685	\$53,290	\$62,599
11-9081	Lodging Managers	30	46.35	\$20.45	\$42,529	10.11	\$12.93	\$14.40	\$21.48	\$24.51	\$27.88	\$26,903	\$29,959	\$44,680	\$50,975	\$58,000
11-9111	Medical and Health Services Managers	500	14.18	\$51.87	\$107,899	10.56	\$23.85	\$31.64	\$41.95	\$57.21	\$93.75	\$49,617	\$65,806	\$87,250	\$118,988	\$195,009
11-9121	Natural Sciences Managers	10	0	\$50.92	\$105,907	2.58	\$37.51	\$45.02	\$50.71	\$60.94	\$61.04	\$78,024	\$93,648	\$105,476	\$126,762	\$126,961
11-9131	Postmasters and Mail Superintendents	10	0	\$36.55	\$76,014	2.99	\$30.37	\$31.22	\$37.32	\$39.20	\$41.22	\$63,176	\$64,943	\$77,629	\$81,531	\$85,734
11-9141	Property, Real Estate, and Community Association Managers	160	29.03	\$35.43	\$73,691	9.98	\$20.73	\$23.94	\$29.64	\$43.25	\$58.09	\$43,113	\$49,792	\$61,655	\$89,950	\$120,818
11-9151	Social and Community Service Managers	170	10.93	\$38.83	\$80,773	2.98	\$21.33	\$28.04	\$38.73	\$46.93	\$58.81	\$44,369	\$58,316	\$80,553	\$97,609	\$122,315
11-9161	Emergency Management Directors	10	8.6	\$34.34	\$71,418	4.87	\$24.17	\$30.89	\$34.10	\$37.30	\$53.45	\$50,277	\$64,246	\$70,919	\$77,591	\$111,184
11-9199	Managers, All Other	800	6.77	\$49.95	\$103,895	3.48	\$30.19	\$37.93	\$48.01	\$58.55	\$72.13	\$62,786	\$78,902	\$99,866	\$121,790	\$150,026
13-0000	Business and Financial Operations Occupations	16310	4.09	\$33.91	\$70,530	1.9	\$16.53	\$22.71	\$31.59	\$42.14	\$52.55	\$34,384	\$47,247	\$65,710	\$87,654	\$109,306
13-1022	Wholesale and Retail Buyers, Except Farm Products	110	43.16	\$18.37	\$38,219	6.2	\$12.30	\$13.73	\$16.51	\$21.98	\$27.65	\$25,592	\$28,568	\$34,345	\$45,715	\$57,504
13-1023	Purchasing Agents, Except Wholesale, Retail, and Farm Products	730	8.44	\$34.62	\$72,001	2.42	\$20.35	\$26.03	\$34.30	\$43.39	\$50.32	\$42,323	\$54,139	\$71,348	\$90,261	\$104,673
13-1031	Claims Adjusters, Examiners, and Investigators	#	#	\$32.14	\$66,861	2.36	\$22.95	\$27.43	\$32.52	\$36.94	\$43.07	\$47,742	\$57,063	\$67,647	\$76,825	\$89,594
13-1041	Compliance Officers, Except Agriculture, Construction, Health and Safety, and Transportation	310	10.79	\$31.60	\$65,721	2.35	\$15.70	\$23.51	\$30.64	\$38.95	\$46.64	\$32,662	\$48,896	\$63,732	\$81,023	\$97,016
13-1051	Cost Estimators	750	12.98	\$27.23	\$56,647	2.73	\$16.03	\$18.90	\$26.26	\$33.64	\$42.21	\$33,347	\$39,302	\$54,627	\$69,969	\$87,798
13-1071	Human Resources Specialists	900	4.54	\$29.23	\$60,795	2.17	\$15.50	\$20.36	\$28.15	\$36.76	\$45.31	\$32,238	\$42,353	\$58,545	\$76,451	\$94,244
13-1075	Labor Relations Specialists	70	19.47	\$29.87	\$62,124	10.76	\$8.56	\$9.40	\$32.81	\$37.90	\$45.69	\$17,805	\$19,553	\$28,246	\$78,831	\$95,039
13-1081	Logisticians	570	17.35	\$39.49	\$82,136	4.14	\$23.20	\$31.39	\$38.24	\$47.97	\$56.78	\$48,251	\$65,284	\$99,537	\$99,778	\$118,103
13-1111	Management Analysts	1000	12.46	\$44.10	\$91,737	7.57	\$21.64	\$30.66	\$39.74	\$49.00	\$69.23	\$45,017	\$63,780	\$82,651	\$101,927	\$144,003
13-1121	Meeting, Convention, and Event Planners	260	8.25	\$19.68	\$40,940	6.09	\$9.04	\$13.69	\$18.13	\$23.48	\$32.78	\$18,809	\$28,473	\$37,716	\$48,839	\$68,189

Data unavailable

Occupational Code	Occupational Title	Employment Estimate	Employment Percentage Relative Standard Error	Average Hourly Wage	Average Annual Wage	Wage Percentage Relative Standard Error	10th Percentile (Hourly)	25th Percentile (Hourly)	50th Percentile (Hourly)	75th Percentile (Hourly)	90th Percentile (Hourly)	10th Percentile (Annual)	25th Percentile (Annual)	50th Percentile (Annual)	75th Percentile (Annual)	90th Percentile (Annual)
13-1131	Fundraisers	180	9.12	\$30.72	\$63,888	5.02	\$16.80	\$20.82	\$26.84	\$39.16	\$48.53	\$34,934	\$43,309	\$55,835	\$81,456	\$100,944
13-1141	Compensation, Benefits, and Job Analysis Specialists	80	17.64	\$31.60	\$65,732	3.78	\$18.62	\$24.19	\$29.85	\$36.55	\$47.94	\$38,731	\$50,318	\$62,095	\$76,020	\$99,717
13-1151	Training and Development Specialists	560	10.12	\$31.04	\$64,562	3	\$16.93	\$21.70	\$29.82	\$38.94	\$47.66	\$35,206	\$45,132	\$62,028	\$81,000	\$99,132
13-1161	Market Research Analysts and Marketing Specialists	1040	9.81	\$31.56	\$65,637	3.13	\$15.24	\$20.63	\$28.95	\$38.70	\$52.71	\$31,709	\$42,902	\$60,214	\$80,501	\$109,635
13-1199	Business Operations Specialists, All Other	4590	5.91	\$36.70	\$76,346	2.61	\$16.41	\$24.40	\$34.64	\$44.81	\$57.38	\$34,128	\$50,758	\$72,060	\$93,202	\$119,344
13-2011	Accountants and Auditors	2560	7.55	\$31.59	\$65,700	2.16	\$17.13	\$21.27	\$28.46	\$37.92	\$49.80	\$35,637	\$44,236	\$59,207	\$78,864	\$103,590
13-2021	Appraisers and Assessors of Real Estate	80	39.29	\$23.36	\$48,582	15.28	\$8.76	\$15.09	\$24.71	\$30.20	\$36.29	\$18,223	\$31,394	\$51,402	\$62,806	\$75,475
13-2031	Budget Analysts	190	1.96	\$35.46	\$73,762	2.14	\$24.68	\$29.73	\$34.38	\$41.21	\$46.99	\$51,329	\$61,839	\$71,517	\$85,713	\$97,737
13-2041	Credit Analysts	40	13.89	#	#	#	#	#	#	#	#	#	#	#	#	#
13-2051	Financial Analysts	160	18.85	\$40.74	\$84,743	4.26	\$20.43	\$28.98	\$36.14	\$53.02	\$67.33	\$42,493	\$60,272	\$75,172	\$110,285	\$140,055
13-2052	Personal Financial Advisors	430	15.83	\$38.21	\$79,484	10.23	\$14.13	\$22.96	\$30.19	\$44.19	\$67.17	\$29,389	\$47,757	\$62,792	\$91,923	\$139,715
13-2053	Insurance Underwriters	#	#	\$24.75	\$51,484	16.61	\$15.61	\$16.87	\$19.56	\$33.25	\$41.49	\$32,464	\$35,089	\$40,685	\$69,167	\$86,293
13-2061	Financial Examiners	30	33.95	\$31.23	\$64,953	5.09	\$19.12	\$21.50	\$31.81	\$37.88	\$47.60	\$39,774	\$44,728	\$66,175	\$78,782	\$99,015
13-2072	Loan Officers	480	19.03	\$36.17	\$75,231	7.31	\$15.49	\$24.67	\$32.89	\$49.97	\$58.22	\$32,220	\$51,320	\$68,409	\$103,929	\$121,099
13-2081	Tax Examiners and Collectors, and Revenue Agents	40	0	\$30.16	\$62,739	1.79	\$20.53	\$24.55	\$29.52	\$34.85	\$43.44	\$42,704	\$51,072	\$61,397	\$72,487	\$90,352
13-2082	Tax Preparers	#	#	\$24.37	\$50,694	15.6	\$10.42	\$16.29	\$26.68	\$31.93	\$35.63	\$21,681	\$33,890	\$55,496	\$66,409	\$74,109
13-2099	Financial Specialists, All Other	310	19.12	\$32.49	\$67,586	5.51	\$17.10	\$22.76	\$31.59	\$42.33	\$50.33	\$35,565	\$47,332	\$65,713	\$88,041	\$104,680
15-0000	Computer and Mathematical Occupations	12990	3.95	\$40.23	\$83,688	1.78	\$18.63	\$27.79	\$39.58	\$51.66	\$63.59	\$38,752	\$57,805	\$82,334	\$107,451	\$132,259
15-1111	Computer and Information Research Scientists	60	33.98	\$52.52	\$109,234	9.16	\$35.63	\$40.09	\$48.47	\$64.97	\$70.65	\$74,115	\$83,388	\$100,810	\$135,143	\$146,957
15-1121	Computer Systems Analysts	1490	9.83	\$46.56	\$96,843	2.55	\$28.97	\$38.19	\$46.92	\$56.14	\$65.90	\$60,257	\$79,428	\$97,596	\$116,774	\$137,071
15-1122	Information Security Analysts	290	24.06	\$45.17	\$93,955	2.63	\$32.21	\$36.60	\$43.47	\$53.65	\$64.24	\$66,992	\$76,138	\$90,424	\$111,584	\$133,612
15-1131	Computer Programmers	470	13.72	\$37.28	\$77,537	2.82	\$23.27	\$30.08	\$38.12	\$44.71	\$52.36	\$48,403	\$62,564	\$79,284	\$92,997	\$108,900
15-1132	Software Developers, Applications	2460	7.83	\$49.57	\$103,096	2.52	\$28.54	\$37.39	\$48.70	\$61.13	\$71.22	\$59,369	\$77,770	\$101,305	\$127,144	\$148,136
15-1133	Software Developers, Systems Software	1200	13.19	\$52.64	\$109,483	2.71	\$34.50	\$41.81	\$52.11	\$63.73	\$74.23	\$71,769	\$86,963	\$108,384	\$132,560	\$154,400
15-1134	Web Developers	340	20.35	\$26.16	\$54,405	3.91	\$15.67	\$17.19	\$22.04	\$33.80	\$44.52	\$32,599	\$35,758	\$45,836	\$70,313	\$92,591
15-1141	Database Administrators	360	26.88	\$39.26	\$81,667	4.14	\$16.55	\$31.94	\$42.01	\$49.56	\$56.46	\$34,419	\$66,440	\$87,379	\$103,077	\$117,434
15-1142	Network and Computer Systems Administrators	1290	11.52	\$35.66	\$74,175	2.66	\$21.88	\$27.45	\$34.85	\$43.85	\$52.28	\$45,502	\$57,088	\$72,482	\$91,204	\$108,743
15-1143	Computer Network Architects	620	14.24	\$48.16	\$100,163	5.02	\$30.75	\$36.95	\$46.98	\$60.87	\$70.54	\$63,967	\$76,862	\$97,723	\$126,603	\$146,728
15-1151	Computer User Support Specialists	2280	10.95	\$23.66	\$49,222	3.28	\$13.54	\$16.46	\$21.94	\$28.24	\$37.40	\$28,158	\$34,244	\$45,643	\$58,741	\$77,783
15-1152	Computer Network Support Specialists	710	21.26	\$34.50	\$71,750	4.43	\$18.00	\$24.21	\$35.73	\$44.38	\$52.00	\$37,447	\$50,350	\$74,310	\$92,308	\$108,161
15-1199	Computer Occupations, All Other	1170	5.14	\$38.96	\$81,028	2.31	\$26.13	\$31.70	\$37.45	\$45.03	\$55.41	\$54,345	\$65,930	\$77,899	\$93,662	\$115,253
15-2031	Operations Research Analysts	250	24.79	\$46.39	\$96,487	4.81	\$27.36	\$36.75	\$47.41	\$57.13	\$64.35	\$56,911	\$76,449	\$98,611	\$118,837	\$133,848
15-2041	Statisticians	10	6.84	\$32.70	\$68,014	3.86	\$23.53	\$26.59	\$31.59	\$38.75	\$45.77	\$48,946	\$55,310	\$65,717	\$80,596	\$95,206
17-0000	Architecture and Engineering Occupations	6880	9.49	\$39.25	\$81,644	4.25	\$17.04	\$25.14	\$37.08	\$51.65	\$66.50	\$35,436	\$52,296	\$77,123	\$107,433	\$138,318
17-1011	Architects, Except Landscape and Naval	170	23.54	\$33.14	\$68,929	6.39	\$21.06	\$24.50	\$29.41	\$40.16	\$48.65	\$43,807	\$50,956	\$61,177	\$83,527	\$101,185
17-1012	Landscape Architects	30	24.2	\$37.12	\$77,210	10.09	\$18.69	\$28.34	\$37.96	\$44.25	\$58.19	\$38,871	\$58,949	\$78,953	\$92,036	\$121,026
17-1021	Cartographers and Photogrammetrists	50	36.2	\$37.44	\$77,880	7.75	\$24.37	\$27.66	\$34.14	\$50.30	\$56.03	\$50,687	\$57,538	\$71,004	\$104,633	\$116,549
17-1022	Surveyors	60	25.7	\$23.63	\$49,155	4.3	\$12.63	\$15.17	\$21.92	\$28.38	\$37.84	\$26,275	\$31,546	\$45,593	\$59,028	\$78,708
17-2011	Aerospace Engineers	290	19.34	\$64.56	\$134,286	3.58	\$45.29	\$55.25	\$65.41	\$73.86	\$86.46	\$94,206	\$114,928	\$136,045	\$153,629	\$179,842
17-2041	Chemical Engineers	#	#	\$41.62	\$86,564	6.97	\$17.92	\$30.61	\$36.54	\$53.06	\$73.23	\$37,268	\$63,667	\$76,011	\$110,356	\$152,325
17-2051	Civil Engineers	650	17.41	\$39.56	\$82,284	2.49	\$29.69	\$33.50	\$38.83	\$45.58	\$51.97	\$61,757	\$69,686	\$80,771	\$94,815	\$108,094
17-2061	Computer Hardware Engineers	720	23.18	\$53.58	\$111,444	2.47	\$33.65	\$42.01	\$53.42	\$66.62	\$75.70	\$69,987	\$87,387	\$111,118	\$138,575	\$157,455
17-2071	Electrical Engineers	520	29.45	\$50.76	\$105,572	3.53	\$31.86	\$40.57	\$49.09	\$58.60	\$72.43	\$66,259	\$84,387	\$102,107	\$121,895	\$150,652
17-2072	Electronics Engineers, Except Computer	670	15.29	\$49.51	\$102,974	2.61	\$33.17	\$40.97	\$48.30	\$59.01	\$71.15	\$68,994	\$85,225	\$100,464	\$122,746	\$147,997
17-2081	Environmental Engineers	#	#	\$42.21	\$87,787	6.83	\$26.65	\$31.60	\$45.90	\$52.37	\$65.49	\$55,431	\$65,726	\$95,471	\$108,936	\$117,500
17-2111	Health and Safety Engineers, Except Mining Safety Engineers and Inspectors	40	32.18	\$50.04	\$104,080	4.95	\$33.86	\$38.82	\$51.65	\$58.49	\$67.64	\$70,419	\$80,747	\$107,436	\$121,651	\$140,686
17-2112	Industrial Engineers	310	22.76	\$46.78	\$97,295	4.32	\$27.48	\$35.95	\$46.68	\$58.07	\$69.67	\$57,155	\$74,785	\$97,102	\$120,794	\$144,908

Data unavailable

Occupational Code	Occupational Title	Employment Estimate	Employment Percentage Relative Standard Error	Average Hourly Wage	Average Annual Wage	Wage Percentage Relative Standard Error	10th Percentile (Hourly)	25th Percentile (Hourly)	50th Percentile (Hourly)	75th Percentile (Hourly)	90th Percentile (Hourly)	10th Percentile (Annual)	25th Percentile (Annual)	50th Percentile (Annual)	75th Percentile (Annual)	90th Percentile (Annual)
17-2141	Mechanical Engineers	710	26.22	\$35.94	\$74,754	6.22	\$18.92	\$25.16	\$33.97	\$43.59	\$57.47	\$39,362	\$52,331	\$70,667	\$90,661	\$119,530
17-2151	Mining and Geological Engineers, Including Mining Safety Engineers	70	37.83	\$33.35	\$69,373	5.7	\$26.67	\$30.31	\$33.22	\$36.11	\$40.08	\$55,472	\$63,038	\$69,107	\$75,106	\$83,365
17-2199	Engineers, All Other	200	2.15	\$54.52	\$113,399	2.36	\$36.76	\$45.03	\$51.72	\$66.52	\$71.80	\$76,459	\$93,655	\$107,587	\$138,364	\$149,335
17-3011	Architectural and Civil Drafters	90	19.62	\$26.40	\$54,911	4.17	\$18.56	\$21.03	\$25.25	\$31.07	\$36.67	\$38,606	\$43,738	\$52,525	\$64,636	\$76,263
17-3012	Electrical and Electronics Drafters	130	36.79	\$33.73	\$70,168	5.88	\$21.09	\$25.77	\$31.01	\$41.78	\$50.86	\$43,869	\$53,611	\$64,491	\$86,907	\$105,780
17-3013	Mechanical Drafters	150	47.63	\$21.66	\$45,048	10.22	\$11.38	\$13.53	\$23.47	\$27.65	\$32.11	\$23,673	\$28,148	\$48,817	\$57,516	\$66,789
17-3019	Drafters, All Other	20	28.29	\$24.65	\$51,275	4.01	\$19.14	\$20.68	\$23.67	\$28.96	\$33.53	\$39,813	\$43,007	\$49,243	\$60,234	\$69,733
17-3022	Civil Engineering Technicians	140	31.37	\$23.26	\$48,379	6.67	\$12.86	\$15.27	\$23.78	\$30.54	\$34.88	\$26,741	\$31,758	\$49,465	\$63,523	\$72,546
17-3023	Electrical and Electronics Engineering Technicians	310	14.33	\$29.29	\$60,920	2.7	\$19.25	\$23.66	\$29.00	\$34.51	\$40.95	\$40,038	\$49,203	\$60,311	\$71,786	\$85,180
17-3025	Environmental Engineering Technicians	#	#	\$20.11	\$41,829	10.5	\$11.46	\$16.84	\$20.95	\$23.48	\$27.32	\$23,829	\$35,037	\$43,570	\$48,838	\$56,818
17-3027	Mechanical Engineering Technicians	70	33.31	\$27.74	\$57,694	6.85	\$14.12	\$18.35	\$27.65	\$35.70	\$42.84	\$29,371	\$38,173	\$57,511	\$74,265	\$89,097
17-3029	Engineering Technicians, Except Drafters, All Other	160	29.58	\$25.96	\$54,001	9.88	\$14.72	\$17.40	\$27.64	\$32.53	\$36.75	\$30,616	\$36,202	\$57,496	\$67,659	\$76,447
17-3031	Surveying and Mapping Technicians	880	11.92	\$18.59	\$38,668	3.45	\$14.95	\$15.84	\$17.32	\$19.19	\$26.26	\$31,094	\$32,946	\$36,025	\$39,913	\$54,630
19-0000	Life, Physical, and Social Science Occupations	1340	5.41	\$34.28	\$71,312	2.84	\$17.48	\$24.35	\$32.52	\$43.71	\$51.66	\$36,354	\$50,638	\$67,651	\$90,913	\$107,454
19-1013	Soil and Plant Scientists	#	#	\$24.22	\$50,378	7.85	\$19.81	\$20.78	\$22.40	\$24.70	\$33.91	\$41,206	\$43,226	\$46,592	\$51,374	\$70,535
19-1023	Zoologists and Wildlife Biologists	30	0	\$29.85	\$62,078	2.13	\$19.80	\$25.34	\$29.07	\$32.46	\$43.11	\$41,179	\$52,716	\$60,466	\$67,518	\$89,674
19-1029	Biological Scientists, All Other	#	#	\$32.60	\$67,803	25.87	\$13.00	\$14.29	\$33.98	\$43.43	\$54.64	\$27,050	\$29,725	\$70,679	\$90,336	\$113,657
19-1031	Conservation Scientists	20	17.19	\$31.02	\$64,531	4.74	\$20.98	\$22.74	\$30.47	\$37.47	\$41.70	\$43,642	\$47,301	\$63,376	\$77,929	\$86,737
19-1042	Medical Scientists, Except Epidemiologists	10	17.03	\$32.58	\$67,774	3.51	\$24.33	\$27.90	\$32.87	\$37.35	\$42.39	\$50,613	\$58,042	\$68,371	\$77,690	\$88,180
19-2031	Chemists	50	30.6	\$34.67	\$72,122	9.26	\$22.22	\$26.02	\$30.67	\$41.03	\$55.95	\$46,220	\$54,130	\$63,786	\$85,341	\$116,380
19-2041	Environmental Scientists and Specialists, Including Health	80	11.91	\$35.26	\$73,349	5.31	\$21.52	\$28.80	\$35.72	\$42.49	\$46.53	\$44,771	\$59,908	\$74,295	\$88,378	\$96,785
19-2042	Geoscientists, Except Hydrologists and Geographers	#	#	\$43.60	\$90,682	16.95	\$20.67	\$33.29	\$50.03	\$55.13	\$58.18	\$42,986	\$69,245	\$104,070	\$114,666	\$121,024
19-3031	Clinical, Counseling, and School Psychologists	280	6.3	\$34.47	\$71,687	3.3	\$19.65	\$25.49	\$32.30	\$40.60	\$54.06	\$40,866	\$53,023	\$67,189	\$84,456	\$112,440
19-3039	Psychologists, All Other	60	15.56	\$44.96	\$93,508	2.5	\$33.46	\$41.72	\$46.35	\$50.11	\$52.12	\$69,593	\$86,776	\$96,416	\$104,235	\$108,405
19-3051	Urban and Regional Planners	70	16.59	\$38.09	\$79,229	2.29	\$29.65	\$33.28	\$37.87	\$43.67	\$47.41	\$61,679	\$69,228	\$78,769	\$90,831	\$98,615
19-4021	Biological Technicians	50	32.5	\$28.47	\$59,213	18.79	\$13.72	\$17.62	\$25.72	\$41.64	\$46.35	\$28,529	\$36,652	\$53,489	\$86,620	\$96,409
19-4031	Chemical Technicians	40	44.49	\$25.77	\$53,608	4.6	\$17.98	\$21.32	\$25.78	\$30.34	\$34.76	\$37,402	\$44,344	\$53,613	\$63,103	\$72,290
19-4091	Environmental Science and Protection Technicians, Including Health	20	1.84	\$26.38	\$54,864	3.31	\$20.07	\$23.27	\$26.20	\$29.67	\$33.28	\$41,744	\$48,408	\$54,497	\$61,711	\$69,217
19-4092	Forensic Science Technicians	50	17.61	\$28.04	\$58,316	3.45	\$22.53	\$24.95	\$27.38	\$29.81	\$36.09	\$46,871	\$51,890	\$56,951	\$62,012	\$75,069
19-4093	Forest and Conservation Technicians	70	0	\$18.51	\$38,494	2.02	\$12.11	\$13.60	\$15.21	\$22.61	\$27.65	\$25,186	\$28,284	\$31,632	\$47,019	\$57,509
19-4099	Life, Physical, and Social Science Technicians, All Other	#	#	\$22.08	\$45,924	2.75	\$15.21	\$18.25	\$22.03	\$23.86	\$30.51	\$31,631	\$37,956	\$45,826	\$49,627	\$63,468
21-0000	Community and Social Services Occupations	4190	6.48	\$22.12	\$46,017	2.94	\$12.57	\$15.80	\$20.58	\$27.35	\$34.44	\$26,154	\$32,854	\$42,806	\$56,885	\$71,628
21-1011	Substance Abuse and Behavioral Disorder Counselors	70	35.6	\$17.44	\$36,274	8.74	\$9.65	\$14.52	\$17.89	\$21.35	\$23.41	\$20,063	\$30,211	\$37,201	\$44,413	\$48,692
21-1012	Educational, Guidance, School, and Vocational Counselors	800	5.87	\$22.24	\$46,259	1.57	\$15.84	\$18.25	\$21.43	\$25.49	\$29.44	\$32,938	\$37,969	\$44,582	\$53,028	\$61,242
21-1013	Marriage and Family Therapists	30	40.4	\$21.43	\$44,568	10.19	\$14.82	\$16.08	\$18.24	\$23.97	\$34.92	\$30,835	\$33,446	\$37,933	\$49,849	\$72,627
21-1014	Mental Health Counselors	630	27.29	\$25.04	\$52,079	8.84	\$15.38	\$18.69	\$24.90	\$32.31	\$35.36	\$31,982	\$38,875	\$51,785	\$67,199	\$73,556
21-1015	Rehabilitation Counselors	160	44.34	\$16.36	\$34,020	6.76	\$10.41	\$11.61	\$13.52	\$17.16	\$26.60	\$21,643	\$24,146	\$28,118	\$35,690	\$55,325
21-1019	Counselors, All Other	40	32.17	\$28.14	\$58,532	9.96	\$12.97	\$14.62	\$22.56	\$35.75	\$44.59	\$26,974	\$30,409	\$46,923	\$74,354	\$92,750
21-1021	Child, Family, and School Social Workers	750	8.61	\$20.65	\$42,950	2.93	\$12.36	\$14.35	\$17.94	\$23.85	\$33.75	\$25,706	\$29,841	\$37,313	\$49,600	\$70,199
21-1022	Healthcare Social Workers	250	18.26	\$22.66	\$47,138	4.4	\$15.62	\$17.05	\$20.46	\$27.17	\$32.12	\$32,498	\$35,464	\$42,561	\$56,511	\$66,808
21-1023	Mental Health and Substance Abuse Social Workers	#	#	\$19.87	\$41,325	10.98	\$12.59	\$13.74	\$16.69	\$25.41	\$33.24	\$26,193	\$28,577	\$34,716	\$52,851	\$69,144
21-1029	Social Workers, All Other	130	12.76	\$30.27	\$62,962	3.74	\$19.22	\$23.25	\$33.41	\$36.23	\$37.87	\$39,980	\$48,350	\$69,494	\$75,362	\$78,766
21-1091	Health Educators	90	23.21	\$21.75	\$45,244	4.75	\$15.63	\$17.01	\$20.12	\$26.01	\$30.32	\$32,507	\$35,386	\$41,848	\$54,096	\$63,062

Data unavailable

Occupational Code	Occupational Title	Employment Estimate	Employment Percentage Relative Standard Error	Average Hourly Wage	Average Annual Wage	Wage Percentage Relative Standard Error	10th Percentile (Hourly)	25th Percentile (Hourly)	50th Percentile (Hourly)	75th Percentile (Hourly)	90th Percentile (Hourly)	10th Percentile (Annual)	25th Percentile (Annual)	50th Percentile (Annual)	75th Percentile (Annual)	90th Percentile (Annual)
21-1092	Probation Officers and Correctional Treatment Specialists	240	12.17	\$25.67	\$53,394	5.39	\$12.37	\$21.69	\$25.05	\$31.55	\$37.18	\$25,739	\$45,111	\$52,114	\$65,616	\$77,338
21-1093	Social and Human Service Assistants	330	15.58	\$16.05	\$33,392	4.32	\$11.20	\$12.99	\$15.42	\$18.63	\$22.41	\$23,306	\$27,029	\$32,076	\$38,754	\$46,610
21-1094	Community Health Workers	40	33.14	\$15.75	\$32,754	2.39	\$12.12	\$13.07	\$14.65	\$18.61	\$21.61	\$25,215	\$27,188	\$30,477	\$38,699	\$44,946
21-1099	Community and Social Service Specialists, All Other	250	18.66	\$19.92	\$41,431	4.34	\$12.54	\$14.21	\$18.12	\$23.37	\$29.25	\$26,074	\$29,566	\$37,697	\$48,615	\$60,848
21-2011	Clergy	50	28.1	\$23.22	\$48,307	4.09	\$13.55	\$18.84	\$22.17	\$27.46	\$32.21	\$28,184	\$39,186	\$46,122	\$57,110	\$67,000
21-2021	Directors, Religious Activities and Education	70	29.21	\$31.62	\$65,767	7.17	\$19.36	\$22.68	\$30.64	\$37.85	\$46.94	\$40,273	\$47,179	\$63,725	\$78,722	\$97,626
23-0000	Legal Occupations	1270	8.81	\$43.00	\$89,439	7.31	\$19.18	\$25.51	\$33.18	\$55.08	\$74.15	\$39,889	\$53,061	\$69,020	\$114,561	\$154,235
23-1011	Lawyers	760	9.49	\$53.13	\$110,501	10.1	\$27.01	\$32.11	\$42.88	\$64.08	\$91.71	\$56,180	\$66,793	\$89,190	\$133,286	\$190,749
23-1021	Administrative Law Judges, Adjudicators, and Hearing Officers	10	0	\$51.15	\$106,388	2.54	\$28.63	\$31.43	\$37.68	\$79.63	\$79.64	\$59,558	\$65,369	\$78,378	\$165,633	\$165,644
23-1023	Judges, Magistrate Judges, and Magistrates	50	0	\$63.75	\$132,600	3.56	\$55.35	\$55.36	\$61.91	\$64.70	\$64.70	\$115,135	\$115,147	\$128,772	\$134,566	\$134,573
23-2011	Paralegals and Legal Assistants	330	15.59	\$22.46	\$46,719	4.1	\$14.36	\$18.11	\$23.15	\$26.86	\$29.10	\$29,876	\$37,664	\$48,156	\$55,862	\$60,527
23-2091	Court Reporters	30	31.73	\$28.56	\$59,404	3.53	\$25.30	\$26.36	\$27.54	\$30.72	\$34.00	\$52,615	\$54,832	\$57,288	\$63,891	\$70,710
23-2099	Legal Support Workers, All Other	60	13.18	\$25.90	\$53,880	3.7	\$14.94	\$20.90	\$24.76	\$28.99	\$35.06	\$31,083	\$43,479	\$51,497	\$60,290	\$72,925
25-0000	Education, Training, and Library Occupations	17410	1.85	\$20.97	\$43,628	1.77	\$10.80	\$14.06	\$19.21	\$25.45	\$31.93	\$22,463	\$29,246	\$39,963	\$52,937	\$66,422
25-1011	Business Teachers, Postsecondary	150	12.57	#	\$68,959	7.78	#	#	#	#	#	\$23,144	\$28,423	\$46,672	\$111,207	\$132,141
25-1022	Mathematical Science Teachers, Postsecondary	60	6.61	#	\$65,777	13.63	#	#	#	#	#	\$26,395	\$29,009	\$55,943	\$86,466	\$116,513
25-1063	Economics Teachers, Postsecondary	20	14.55	#	\$54,741	14.96	#	#	#	#	#	\$26,745	\$29,919	\$45,252	\$74,584	\$93,177
25-1067	Sociology Teachers, Postsecondary	#	#	#	\$54,223	2.07	#	#	#	#	#	\$26,465	\$29,181	\$47,170	\$64,943	\$101,422
25-1071	Health Specialties Teachers, Postsecondary	100	19.48	#	\$37,180	7.95	#	#	#	#	#	\$25,756	\$27,448	\$30,269	\$45,287	\$58,492
25-1072	Nursing Instructors and Teachers, Postsecondary	140	12.36	#	\$55,699	1.81	#	#	#	#	#	\$28,668	\$41,767	\$52,395	\$68,809	\$81,344
25-1081	Education Teachers, Postsecondary	90	3.34	#	#	#	#	#	#	#	#	#	#	#	#	#
25-1121	Art, Drama, and Music Teachers, Postsecondary	180	16.18	#	\$52,365	20.27	#	#	#	#	#	\$26,074	\$28,219	\$34,897	\$58,082	\$109,805
25-1126	Philosophy and Religion Teachers, Postsecondary	70	21.07	#	\$68,942	21.49	#	#	#	#	#	\$26,594	\$29,530	\$65,778	\$80,188	\$114,429
25-1194	Vocational Education Teachers, Postsecondary	430	6.53	\$21.71	\$45,159	6.42	\$12.32	\$13.49	\$19.85	\$27.09	\$29.55	\$25,636	\$28,062	\$41,292	\$56,349	\$61,461
25-1199	Postsecondary Teachers, All Other	110	49.54	#	#	#	#	#	#	#	#	#	#	#	#	#
25-2011	Preschool Teachers, Except Special Education	1040	30.59	\$14.77	\$30,720	6.27	\$9.47	\$10.54	\$12.77	\$17.18	\$23.10	\$19,706	\$21,914	\$26,553	\$35,735	\$48,047
25-2012	Kindergarten Teachers, Except Special Education	490	12.33	#	\$42,042	2.5	#	#	#	#	#	\$25,860	\$33,504	\$40,947	\$49,865	\$59,847
25-2021	Elementary School Teachers, Except Special Education	3540	0.96	#	\$45,914	1.47	#	#	#	#	#	\$32,530	\$36,887	\$44,680	\$54,535	\$62,006
25-2022	Middle School Teachers, Except Special and Career/Technical Educa	1850	0.93	#	\$45,493	1.36	#	#	#	#	#	\$32,346	\$36,785	\$44,301	\$53,629	\$61,379
25-2023	Career/Technical Education Teachers, Middle School	20	0.67	#	\$51,891	2.2	#	#	#	#	#	\$36,563	\$43,366	\$52,657	\$59,673	\$67,778
25-2031	Secondary School Teachers, Except Special and Career/Technical Ed	2390	0.83	#	\$46,665	1.39	#	#	#	#	#	\$32,903	\$38,000	\$45,530	\$55,039	\$62,318
25-2032	Career/Technical Education Teachers, Secondary School	70	9.37	#	\$49,800	2.08	#	#	#	#	#	\$38,083	\$42,605	\$48,398	\$56,678	\$62,782
25-2051	Special Education Teachers, Preschool	90	1.57	#	\$46,232	1.23	#	#	#	#	#	\$33,958	\$37,903	\$44,885	\$53,874	\$60,933
25-2052	Special Education Teachers, Kindergarten and Elementary School	430	7.28	#	\$46,530	1.26	#	#	#	#	#	\$33,804	\$37,589	\$45,053	\$54,475	\$61,502
25-2053	Special Education Teachers, Middle School	240	8.71	#	\$48,036	1.26	#	#	#	#	#	\$34,228	\$38,577	\$46,121	\$56,012	\$64,772
25-2054	Special Education Teachers, Secondary School	320	11.63	#	\$48,027	1.16	#	#	#	#	#	\$34,322	\$39,744	\$47,059	\$56,238	\$62,632
25-3021	Self-Enrichment Education Teachers	410	18.44	\$16.31	\$33,935	11.64	\$8.34	\$8.86	\$12.57	\$18.47	\$28.43	\$17,356	\$18,431	\$26,142	\$38,408	\$59,134
25-3097	Teachers and Instructors, All Other, Except Substitute Teachers	260	21.83	#	\$59,645	8.12	#	#	#	#	#	\$23,544	\$38,724	\$61,842	\$74,610	\$96,171
25-4012	Curators	50	17.64	\$25.29	\$52,595	6.12	\$9.25	\$19.91	\$25.16	\$33.11	\$36.05	\$19,237	\$41,421	\$52,332	\$68,876	\$74,975
25-4013	Museum Technicians and Conservators	20	43.17	\$16.18	\$33,656	6.8	\$9.74	\$11.55	\$15.37	\$18.14	\$28.23	\$20,255	\$24,020	\$31,962	\$37,730	\$58,727
25-4021	Librarians	240	3.33	\$33.88	\$70,466	3.28	\$20.33	\$25.68	\$34.15	\$41.75	\$48.23	\$42,293	\$53,415	\$71,040	\$86,842	\$100,321

Data unavailable

Occupational Code	Occupational Title	Employment Estimate	Employment Percentage Relative Standard Error	Average Hourly Wage	Average Annual Wage	Wage Percentage Relative Standard Error	10th Percentile (Hourly)	25th Percentile (Hourly)	50th Percentile (Hourly)	75th Percentile (Hourly)	90th Percentile (Hourly)	10th Percentile (Annual)	25th Percentile (Annual)	50th Percentile (Annual)	75th Percentile (Annual)	90th Percentile (Annual)
25-4031	Library Technicians	340	1.08	\$15.46	\$32,163	1.46	\$11.15	\$12.88	\$14.86	\$17.76	\$20.80	\$23,199	\$26,787	\$30,908	\$36,946	\$43,269
25-9031	Instructional Coordinators	400	7.69	\$38.47	\$80,019	4.35	\$18.83	\$25.24	\$36.25	\$47.50	\$57.33	\$39,161	\$52,505	\$75,409	\$98,806	\$119,253
25-9041	Teacher Assistants	2510	3.97	#	\$24,743	1.44	#	#	#	#	#	\$19,440	\$21,225	\$23,717	\$27,893	\$31,142
25-9099	Education, Training, and Library Workers, All Other	200	19.37	\$19.18	\$39,901	6.01	\$8.91	\$15.71	\$19.14	\$22.61	\$29.73	\$18,535	\$32,686	\$39,808	\$47,020	\$61,847
27-0000	Arts, Design, Entertainment, Sports, and Media Occupations	3880	4.58	\$23.66	\$49,209	2.77	\$10.47	\$14.03	\$20.75	\$30.66	\$41.66	\$21,778	\$29,189	\$43,155	\$63,774	\$86,654
27-1011	Art Directors	30	29.42	\$29.70	\$61,774	4.99	\$19.53	\$21.79	\$27.89	\$39.50	\$44.96	\$40,626	\$45,318	\$58,002	\$82,163	\$93,518
27-1013	Fine Artists, Including Painters, Sculptors, and Illustrators	20	49	\$11.32	\$23,542	9.99	\$8.23	\$8.57	\$9.14	\$10.99	\$12.82	\$17,114	\$17,824	\$19,008	\$22,851	\$26,658
27-1014	Multimedia Artists and Animators	10	44.81	\$28.32	\$58,909	6.44	\$22.18	\$24.95	\$27.45	\$29.94	\$37.99	\$46,139	\$51,899	\$57,086	\$62,272	\$79,021
27-1019	Artists and Related Workers, All Other	40	25.9	\$22.86	\$47,543	7.36	\$11.28	\$15.21	\$20.61	\$25.34	\$42.32	\$23,472	\$31,631	\$42,865	\$52,716	\$88,029
27-1023	Floral Designers	90	19.54	\$12.77	\$26,556	7.18	\$8.49	\$9.21	\$12.76	\$14.60	\$18.39	\$17,650	\$19,165	\$26,535	\$30,358	\$38,243
27-1024	Graphic Designers	400	12.37	\$21.41	\$44,529	3.23	\$12.92	\$15.51	\$20.58	\$25.39	\$32.12	\$26,884	\$32,262	\$42,801	\$52,801	\$66,802
27-1025	Interior Designers	110	17.68	\$26.31	\$54,715	8.43	\$19.06	\$20.98	\$24.24	\$32.65	\$35.74	\$39,644	\$43,646	\$50,419	\$67,916	\$74,342
27-1026	Merchandise Displayers and Window Trimmers	90	23.16	\$14.89	\$30,972	7.05	\$10.42	\$12.43	\$14.45	\$17.31	\$19.95	\$21,679	\$25,862	\$30,050	\$36,003	\$41,503
27-1027	Set and Exhibit Designers	#	#	\$27.23	\$56,630	7	\$16.06	\$25.17	\$28.31	\$31.84	\$35.16	\$33,402	\$52,344	\$58,881	\$66,225	\$73,143
27-2011	Actors	20	5.98	\$10.33	#	4.29	\$8.56	\$9.47	\$10.33	\$11.22	\$12.04	#	#	#	#	#
27-2012	Producers and Directors	170	13.69	\$23.08	\$48,002	4.09	\$11.77	\$15.36	\$21.19	\$28.26	\$37.96	\$24,489	\$31,952	\$44,084	\$58,789	\$78,953
27-2021	Athletes and Sports Competitors	#	#	#	\$54,923	11.44	#	#	#	#	#	\$17,552	\$18,919	\$27,009	\$54,893	\$61,410
27-2022	Coaches and Scouts	560	14.76	#	\$41,830	5.64	#	#	#	#	#	\$20,747	\$25,693	\$33,547	\$52,702	\$72,542
27-2023	Umpires, Referees, and Other Sports Officials	80	30.1	#	\$25,027	9.73	#	#	#	#	#	\$17,102	\$17,794	\$18,948	\$23,167	\$53,366
27-2041	Music Directors and Composers	10	14.75	\$25.73	\$53,516	3.08	\$15.46	\$19.70	\$26.31	\$33.09	\$36.23	\$32,164	\$40,978	\$54,728	\$68,837	\$75,361
27-2042	Musicians and Singers	140	7.01	\$40.58	#	6.56	\$16.82	\$39.26	\$42.85	\$46.43	\$53.11	#	#	#	#	#
27-2099	Entertainers and Performers, Sports and Related Workers, All Other	60	37.82	\$16.09	#	22.52	\$8.40	\$8.99	\$13.17	\$22.65	\$29.48	#	#	#	#	#
27-3011	Radio and Television Announcers	#	#	\$22.20	\$46,179	9.72	\$10.25	\$13.31	\$21.20	\$30.44	\$37.00	\$21,313	\$27,685	\$44,096	\$63,326	\$76,970
27-3022	Reporters and Correspondents	#	#	\$17.30	\$35,975	2.61	\$12.31	\$13.80	\$18.01	\$20.90	\$22.38	\$25,595	\$28,714	\$37,469	\$43,476	\$46,560
27-3031	Public Relations Specialists	530	9.4	\$28.38	\$59,022	5.73	\$13.77	\$17.61	\$23.80	\$34.89	\$50.56	\$28,639	\$36,622	\$49,513	\$72,570	\$105,159
27-3041	Editors	220	20.6	\$25.19	\$52,385	12.2	\$12.65	\$14.31	\$21.37	\$33.04	\$47.84	\$26,310	\$29,757	\$44,442	\$68,721	\$99,499
27-3042	Technical Writers	180	12.47	\$32.05	\$66,669	6.41	\$18.95	\$23.45	\$31.05	\$37.11	\$44.81	\$39,421	\$48,766	\$64,592	\$77,188	\$93,209
27-3043	Writers and Authors	120	22.17	\$25.84	\$53,755	8.73	\$11.12	\$14.47	\$25.34	\$32.14	\$44.86	\$23,138	\$30,106	\$52,715	\$66,847	\$93,315
27-3091	Interpreters and Translators	190	35.77	\$22.38	\$46,540	3.03	\$15.34	\$17.13	\$20.80	\$27.32	\$34.35	\$31,910	\$35,624	\$43,259	\$56,818	\$71,445
27-3099	Media and Communication Workers, All Other	30	15.68	\$29.39	\$61,130	13.57	\$15.90	\$19.57	\$23.90	\$34.65	\$42.38	\$33,075	\$40,713	\$49,708	\$72,063	\$88,160
27-4011	Audio and Video Equipment Technicians	100	28.63	\$18.15	\$37,752	7.1	\$12.59	\$13.79	\$16.46	\$20.85	\$26.64	\$26,179	\$28,688	\$34,236	\$43,378	\$55,419
27-4012	Broadcast Technicians	40	15.46	\$18.93	\$39,370	8.92	\$8.78	\$10.99	\$15.58	\$24.67	\$34.62	\$18,260	\$22,867	\$32,396	\$51,322	\$72,003
27-4021	Photographers	90	12.34	\$13.68	\$28,458	10.29	\$8.81	\$10.04	\$12.07	\$14.44	\$22.07	\$18,332	\$20,879	\$25,106	\$30,040	\$45,910
27-4031	Camera Operators, Television, Video, and Motion Picture	40	33.83	\$10.72	\$22,307	14.15	\$8.18	\$8.45	\$8.89	\$9.34	\$15.69	\$17,011	\$17,567	\$18,494	\$19,421	\$32,645
27-4032	Film and Video Editors	40	32.18	\$17.87	\$37,171	8.12	\$11.88	\$13.03	\$15.03	\$21.62	\$24.72	\$24,712	\$27,098	\$31,266	\$44,967	\$51,411
27-4099	Media and Communication Equipment Workers, All Other	170	3.32	\$37.44	\$77,879	3.01	\$28.80	\$33.42	\$38.98	\$43.70	\$47.67	\$59,911	\$69,507	\$81,082	\$90,897	\$99,156
29-0000	Healthcare Practitioners and Technical Occupations	14490	14.39	\$36.06	\$75,000	2.64	\$16.04	\$23.03	\$30.34	\$40.09	\$58.74	\$33,365	\$47,906	\$63,113	\$83,393	\$122,184
29-1011	Chiropractors	#	#	\$35.66	\$74,174	14.12	\$16.23	\$27.62	\$39.83	\$44.10	\$46.60	\$33,756	\$57,458	\$82,854	\$91,730	\$96,932
29-1021	Dentists, General	290	34.93	\$100.65	\$209,358	14.05	\$43.52	\$57.18	\$93.01	\$94.54	\$100.00	\$90,531	\$118,926	\$193,453	\$196,633	\$208,000
29-1031	Dietitians and Nutritionists	90	19.88	\$27.94	\$58,113	2.22	\$20.19	\$24.53	\$27.61	\$31.59	\$37.12	\$41,998	\$51,019	\$65,437	\$65,713	\$77,219
29-1041	Optometrists	120	22.81	\$51.36	\$106,828	9.7	\$29.27	\$42.25	\$48.43	\$58.70	\$79.46	\$60,873	\$87,874	\$100,728	\$122,106	\$165,275
29-1051	Pharmacists	510	21.42	\$58.09	\$120,823	2.05	\$48.69	\$52.31	\$58.11	\$65.09	\$71.51	\$101,279	\$108,799	\$120,870	\$135,378	\$148,733
29-1062	Family and General Practitioners	290	40.61	\$62.23	\$129,430	11.36	\$33.72	\$40.72	\$55.16	\$77.98	\$93.48	\$70,145	\$84,704	\$114,730	\$162,191	\$194,443
29-1063	Internists, General	10	0	\$103.29	\$214,837	8.51	\$70.97	\$79.17	\$92.75	\$93.23	\$100.00	\$147,623	\$164,672	\$192,912	\$193,928	\$208,006
29-1064	Obstetricians and Gynecologists	50	34.58	\$56.26	\$117,018	24.16	\$20.16	\$22.26	\$63.06	\$70.71	\$93.52	\$41,924	\$46,309	\$131,164	\$147,079	\$194,521
29-1066	Psychiatrists	#	#	\$58.43	\$121,532	16.22	\$30.35	\$31.95	\$34.62	\$90.18	\$92.66	\$63,123	\$66,456	\$72,010	\$187,565	\$192,743

Data unavailable

Occupational Code	Occupational Title	Employment Estimate	Employment Percentage Relative Standard Error	Average Hourly Wage	Average Annual Wage	Wage Percentage Relative Standard Error	10th Percentile (Hourly)	25th Percentile (Hourly)	50th Percentile (Hourly)	75th Percentile (Hourly)	90th Percentile (Hourly)	10th Percentile (Annual)	25th Percentile (Annual)	50th Percentile (Annual)	75th Percentile (Annual)	90th Percentile (Annual)
29-1067	Surgeons	240	29.76	\$113.24	\$235,531	10.69	\$59.04	\$91.57	\$94.54	\$100.01	\$100.03	\$122,801	\$190,458	\$196,633	\$208,020	\$208,072
29-1069	Physicians and Surgeons, All Other	300	16.37	\$105.16	\$218,731	7.01	\$46.94	\$82.21	\$93.48	\$100.00	\$100.00	\$97,635	\$170,994	\$194,439	\$208,000	\$208,000
29-1071	Physician Assistants	220	14	\$43.09	\$89,632	2.14	\$36.57	\$38.99	\$41.93	\$46.22	\$54.53	\$76,066	\$81,091	\$87,207	\$96,135	\$113,413
29-1122	Occupational Therapists	280	13.05	\$37.58	\$78,163	2.36	\$27.05	\$31.65	\$36.27	\$42.96	\$47.50	\$56,269	\$65,823	\$75,450	\$89,350	\$98,794
29-1123	Physical Therapists	590	12.75	\$36.99	\$76,939	2.77	\$29.79	\$31.95	\$35.07	\$39.56	\$53.49	\$61,958	\$66,447	\$72,945	\$82,282	\$111,255
29-1124	Radiation Therapists	40	44.53	\$41.81	\$86,969	5.77	\$28.71	\$35.08	\$42.35	\$48.94	\$56.25	\$59,711	\$72,958	\$88,086	\$101,802	\$116,998
29-1126	Respiratory Therapists	210	28.65	\$25.36	\$52,742	3.53	\$19.57	\$21.58	\$24.79	\$29.14	\$34.08	\$40,716	\$44,880	\$51,553	\$60,616	\$70,895
29-1127	Speech-Language Pathologists	380	9.16	\$44.23	\$92,005	2.68	\$27.63	\$34.30	\$42.67	\$55.10	\$66.91	\$57,470	\$71,338	\$88,744	\$114,598	\$139,168
29-1131	Veterinarians	170	27.68	\$40.20	\$83,621	5.74	\$30.58	\$33.10	\$37.48	\$47.62	\$55.17	\$63,615	\$68,838	\$77,957	\$99,058	\$114,756
29-1141	Registered Nurses	5230	25.16	\$31.03	\$64,533	1.97	\$24.18	\$26.43	\$29.93	\$35.60	\$41.74	\$50,292	\$54,964	\$62,247	\$74,053	\$86,826
29-1171	Nurse Practitioners	160	16.67	\$43.20	\$89,846	2.67	\$30.54	\$37.93	\$43.96	\$51.11	\$56.39	\$63,524	\$78,893	\$91,435	\$106,300	\$117,297
29-1181	Audiologists	30	32.04	\$42.22	\$87,814	2.8	\$33.67	\$39.26	\$43.28	\$47.38	\$52.97	\$70,027	\$81,652	\$90,022	\$98,559	\$110,184
29-1199	Health Diagnosing and Treating Practitioners, All Other	30	13.67	\$33.10	\$68,854	3.69	\$27.64	\$29.95	\$32.11	\$36.83	\$43.31	\$57,498	\$62,306	\$66,788	\$76,598	\$90,089
29-2011	Medical and Clinical Laboratory Technologists	#	#	\$30.21	\$62,835	2.89	\$21.50	\$25.42	\$30.37	\$35.35	\$38.23	\$44,718	\$52,873	\$63,179	\$73,533	\$79,512
29-2012	Medical and Clinical Laboratory Technicians	230	39.63	\$18.46	\$38,389	6.04	\$10.72	\$12.79	\$16.96	\$24.48	\$28.49	\$22,302	\$26,601	\$35,267	\$50,924	\$59,263
29-2021	Dental Hygienists	510	17.93	\$34.57	\$71,907	4.31	\$29.74	\$31.80	\$34.77	\$38.25	\$43.50	\$61,849	\$66,139	\$72,312	\$79,556	\$90,475
29-2031	Cardiovascular Technologists and Technicians	40	46.56	\$28.79	\$59,893	7.9	\$13.61	\$17.22	\$30.41	\$36.86	\$44.29	\$28,311	\$35,822	\$63,247	\$76,668	\$92,115
29-2034	Radiologic Technologists and Technicians	330	21.57	\$27.43	\$57,059	3.18	\$19.40	\$22.70	\$26.87	\$32.41	\$36.55	\$40,351	\$47,223	\$55,891	\$67,403	\$76,031
29-2035	Magnetic Resonance Imaging Technologists	50	41.61	\$34.90	\$72,584	3.99	\$26.78	\$30.50	\$34.38	\$39.85	\$45.63	\$55,705	\$63,440	\$71,511	\$82,883	\$94,915
29-2041	Emergency Medical Technicians and Paramedics	360	27.57	\$16.54	\$34,397	2.2	\$12.03	\$14.01	\$16.18	\$18.13	\$21.77	\$25,018	\$29,141	\$33,651	\$37,702	\$45,287
29-2052	Pharmacy Technicians	680	11.68	\$15.59	\$32,417	2.89	\$11.27	\$12.93	\$15.30	\$17.94	\$20.53	\$23,449	\$26,899	\$31,833	\$37,313	\$42,703
29-2055	Surgical Technologists	130	22.18	\$20.52	\$42,682	2.07	\$14.11	\$16.44	\$19.98	\$23.56	\$27.94	\$29,341	\$34,197	\$41,555	\$49,003	\$58,113
29-2056	Veterinary Technologists and Technicians	260	35.57	\$15.42	\$32,078	4.25	\$11.83	\$13.22	\$15.46	\$17.52	\$18.83	\$24,613	\$27,507	\$32,162	\$36,447	\$39,168
29-2057	Ophthalmic Medical Technicians	100	35.95	\$19.26	\$40,068	6.88	\$12.60	\$14.21	\$17.97	\$24.11	\$28.38	\$26,198	\$29,551	\$37,369	\$50,150	\$59,037
29-2061	Licensed Practical and Licensed Vocational Nurses	760	8.14	\$21.39	\$44,491	2.17	\$17.05	\$19.20	\$21.12	\$23.67	\$27.22	\$35,457	\$39,945	\$43,934	\$49,225	\$56,608
29-2071	Medical Records and Health Information Technicians	340	17.86	\$19.08	\$39,682	2.32	\$13.34	\$15.41	\$17.96	\$22.25	\$26.46	\$27,747	\$32,047	\$37,346	\$46,288	\$55,030
29-2081	Opticians, Dispensing	160	16.75	\$15.31	\$31,835	6	\$10.67	\$12.44	\$14.31	\$17.40	\$21.21	\$22,195	\$25,872	\$29,768	\$36,196	\$44,114
29-2099	Health Technologists and Technicians, All Other	330	23.13	\$17.89	\$37,208	3.46	\$10.73	\$12.81	\$16.34	\$23.55	\$28.11	\$22,310	\$26,640	\$33,979	\$48,989	\$58,474
29-9011	Occupational Health and Safety Specialists	70	7.33	\$34.96	\$72,717	2.77	\$26.18	\$29.33	\$34.94	\$39.87	\$44.70	\$54,461	\$60,996	\$72,667	\$82,932	\$92,973
29-9012	Occupational Health and Safety Technicians	10	18.11	\$27.13	\$56,429	5.5	\$11.18	\$25.61	\$28.70	\$32.09	\$35.27	\$23,261	\$53,259	\$59,688	\$66,740	\$73,351
29-9091	Athletic Trainers	70	35.06	#	\$59,830	11.16	#	#	#	#	#	\$33,035	\$36,419	\$49,214	\$77,724	\$104,533
31-0000	Healthcare Support Occupations	6750	7.83	\$14.50	\$30,159	1.66	\$10.06	\$11.54	\$13.66	\$16.58	\$20.34	\$20,927	\$24,005	\$28,407	\$34,495	\$42,299
31-1011	Home Health Aides	960	20.83	\$12.24	\$25,467	3.47	\$9.24	\$10.58	\$12.43	\$13.86	\$14.72	\$19,221	\$22,014	\$25,859	\$28,832	\$30,621
31-1014	Nursing Assistants	2350	11.11	\$12.49	\$25,969	1.48	\$9.83	\$10.73	\$12.33	\$14.05	\$15.60	\$20,453	\$22,311	\$25,636	\$29,218	\$32,458
31-1015	Orderlies	#	#	\$12.30	\$25,589	13.74	\$8.40	\$9.00	\$11.76	\$15.29	\$17.79	\$17,474	\$18,725	\$24,454	\$31,809	\$37,012
31-2011	Occupational Therapy Assistants	#	#	\$26.58	\$55,281	2.72	\$23.68	\$24.77	\$26.55	\$28.34	\$29.98	\$49,255	\$51,514	\$55,226	\$58,938	\$62,355
31-2021	Physical Therapist Assistants	90	25.65	\$21.88	\$45,519	4.06	\$14.17	\$17.94	\$22.11	\$26.22	\$28.85	\$29,464	\$37,318	\$45,982	\$54,534	\$60,014
31-2022	Physical Therapist Aides	40	40.72	\$17.53	\$36,463	5.68	\$11.37	\$13.82	\$17.52	\$21.20	\$23.84	\$23,651	\$28,744	\$36,431	\$44,086	\$49,593
31-9011	Massage Therapists	260	23.89	\$18.96	\$39,429	6.92	\$9.73	\$11.54	\$20.14	\$23.16	\$29.25	\$20,248	\$23,993	\$41,884	\$48,178	\$60,837
31-9091	Dental Assistants	930	12.37	\$18.44	\$38,350	3.79	\$13.20	\$15.07	\$17.75	\$21.27	\$24.95	\$27,451	\$31,355	\$36,926	\$44,240	\$51,896
31-9092	Medical Assistants	1250	13.05	\$14.61	\$30,390	1.31	\$11.47	\$12.72	\$14.41	\$16.63	\$18.11	\$23,857	\$26,458	\$29,966	\$34,586	\$37,679
31-9093	Medical Equipment Preparers	80	35.33	\$16.33	\$33,972	2.79	\$12.09	\$13.79	\$16.02	\$17.93	\$21.29	\$25,149	\$28,674	\$33,313	\$37,293	\$44,287
31-9094	Medical Transcriptionists	110	37.56	\$19.55	\$40,665	6.27	\$15.35	\$16.53	\$18.49	\$22.17	\$26.62	\$31,935	\$34,380	\$38,452	\$46,106	\$55,364
31-9096	Veterinary Assistants and Laboratory Animal Caretakers	140	29.61	\$11.00	\$22,880	2.96	\$9.61	\$10.09	\$10.89	\$11.69	\$13.30	\$19,980	\$20,981	\$22,649	\$24,323	\$27,663
31-9097	Phlebotomists	190	30.48	\$15.80	\$32,872	2.72	\$12.06	\$13.44	\$15.58	\$17.55	\$18.85	\$25,076	\$27,961	\$32,410	\$36,498	\$39,216
31-9099	Healthcare Support Workers, All Other	260	5.5	\$15.79	\$32,833	2.05	\$10.14	\$11.56	\$14.85	\$19.27	\$22.03	\$21,098	\$24,044	\$30,897	\$40,078	\$45,832
33-0000	Protective Service Occupations	6090	4.33	\$20.02	\$41,646	6.82	\$8.91	\$11.07	\$18.04	\$27.08	\$34.57	\$18,540	\$23,025	\$37,522	\$56,331	\$71,900

Data unavailable

Occupational Code	Occupational Title	Employment Estimate	Employment Percentage Relative Standard Error	Average Hourly Wage	Average Annual Wage	Wage Percentage Relative Standard Error	10th Percentile (Hourly)	25th Percentile (Hourly)	50th Percentile (Hourly)	75th Percentile (Hourly)	90th Percentile (Hourly)	10th Percentile (Annual)	25th Percentile (Annual)	50th Percentile (Annual)	75th Percentile (Annual)	90th Percentile (Annual)
33-1011	First-Line Supervisors of Correctional Officers	20	27.88	\$25.85	\$53,777	8.51	\$10.57	\$16.13	\$24.10	\$32.81	\$35.94	\$21,995	\$33,555	\$50,129	\$68,238	\$74,754
33-1012	First-Line Supervisors of Police and Detectives	100	0.25	\$41.89	\$87,126	2.03	\$23.57	\$29.07	\$43.54	\$52.25	\$58.32	\$49,020	\$60,459	\$90,556	\$108,689	\$121,315
33-1021	First-Line Supervisors of Fire Fighting and Prevention Workers	200	7.76	\$29.49	\$61,340	3.16	\$24.25	\$25.40	\$27.75	\$32.52	\$40.15	\$50,441	\$52,822	\$57,712	\$67,652	\$83,503
33-1099	First-Line Supervisors of Protective Service Workers, All Other	120	18.39	\$24.33	\$50,601	4.93	\$14.05	\$18.47	\$21.74	\$26.63	\$35.00	\$29,216	\$38,425	\$45,210	\$55,381	\$72,807
33-2011	Firefighters	800	8.64	\$20.59	\$42,822	3.36	\$12.19	\$17.16	\$21.39	\$24.96	\$27.71	\$25,350	\$35,699	\$44,485	\$51,918	\$57,627
33-2021	Fire Inspectors and Investigators	20	17.65	\$28.46	\$59,191	2.95	\$20.04	\$24.42	\$29.02	\$33.75	\$36.67	\$41,682	\$50,792	\$60,366	\$70,209	\$76,283
33-3012	Correctional Officers and Jailers	520	19.12	\$25.23	\$52,473	4.8	\$15.95	\$20.06	\$25.52	\$31.31	\$34.72	\$33,178	\$41,717	\$53,078	\$65,128	\$72,216
33-3021	Detectives and Criminal Investigators	150	1.66	\$36.40	\$75,715	2.02	\$21.33	\$24.84	\$34.18	\$43.75	\$57.94	\$44,371	\$51,671	\$71,098	\$90,992	\$120,524
33-3051	Police and Sheriff's Patrol Officers	1000	1.12	\$30.41	\$63,247	2.62	\$19.42	\$26.96	\$32.23	\$35.20	\$36.96	\$40,396	\$56,084	\$67,046	\$73,219	\$76,875
33-9021	Private Detectives and Investigators	#	#	\$28.72	\$59,729	7.37	\$12.65	\$19.44	\$27.80	\$35.95	\$48.72	\$26,315	\$40,439	\$57,817	\$74,772	\$101,345
33-9031	Gaming Surveillance Officers and Gaming Investigators	40	20.66	\$15.51	\$32,271	4.62	\$10.13	\$12.38	\$14.27	\$17.60	\$23.12	\$21,073	\$25,756	\$29,685	\$36,600	\$48,080
33-9032	Security Guards	1800	7.94	\$13.43	\$27,927	4.82	\$8.53	\$9.32	\$11.99	\$16.24	\$19.46	\$17,741	\$19,384	\$24,930	\$33,775	\$40,475
33-9091	Crossing Guards	#	#	\$13.32	\$27,703	5.98	\$8.54	\$9.61	\$13.47	\$16.64	\$18.21	\$17,755	\$19,986	\$28,026	\$34,608	\$37,868
33-9092	Lifeguards, Ski Patrol, and Other Recreational Protective Service Workers	330	27.8	\$8.99	\$18,693	1.93	\$8.17	\$8.43	\$8.87	\$9.32	\$10.59	\$17,002	\$17,544	\$18,448	\$19,377	\$22,031
33-9093	Transportation Security Screeners	100	0	\$18.36	\$38,192		\$16.40	\$16.74	\$17.48	\$19.78	\$21.87	\$34,115	\$34,812	\$36,369	\$41,150	\$45,479
33-9099	Protective Service Workers, All Other	600	9.25	\$13.89	\$28,891	5.4	\$8.93	\$9.96	\$11.31	\$16.40	\$23.13	\$18,581	\$20,708	\$23,522	\$34,122	\$48,101
35-0000	Food Preparation and Serving-Related Occupations	26120	2.24	\$10.35	\$21,530	1.26	\$8.22	\$8.55	\$9.09	\$10.83	\$14.58	\$17,094	\$17,776	\$18,911	\$22,525	\$30,318
35-1011	Chefs and Head Cooks	160	25.4	\$22.21	\$46,202	4.95	\$11.09	\$15.91	\$21.19	\$28.09	\$35.10	\$23,073	\$33,086	\$44,081	\$58,422	\$73,001
35-1012	First-Line Supervisors of Food Preparation and Serving Workers	2020	9.39	\$15.69	\$32,627	5.07	\$9.05	\$10.49	\$14.10	\$19.77	\$25.13	\$18,820	\$21,818	\$29,329	\$41,132	\$52,276
35-2011	Cooks, Fast Food	#	#	\$9.15	\$19,033	5.54	\$8.16	\$8.41	\$8.81	\$9.22	\$12.07	\$16,979	\$17,486	\$18,333	\$19,179	\$25,101
35-2012	Cooks, Institution and Cafeteria	600	8.18	\$13.69	\$28,477	3.57	\$9.57	\$10.87	\$13.09	\$15.51	\$18.10	\$19,910	\$22,610	\$27,222	\$32,255	\$37,657
35-2014	Cooks, Restaurant	2810	8.28	\$11.61	\$24,156	3.5	\$8.59	\$9.48	\$11.33	\$13.50	\$15.12	\$17,866	\$19,722	\$23,563	\$28,082	\$31,453
35-2015	Cooks, Short Order	330	28.54	\$11.91	\$24,782	10.85	\$8.37	\$8.93	\$10.45	\$15.87	\$17.62	\$17,410	\$18,565	\$21,745	\$33,013	\$36,641
35-2021	Food Preparation Workers	910	10.59	\$10.15	\$21,120	2.96	\$8.28	\$8.71	\$9.53	\$11.26	\$13.35	\$17,228	\$18,110	\$19,815	\$23,412	\$27,776
35-3011	Bartenders	890	13.29	\$9.51	\$19,788	3.8	\$8.16	\$8.40	\$8.80	\$9.20	\$11.03	\$16,972	\$17,470	\$18,300	\$19,130	\$22,940
35-3021	Combined Food Preparation and Serving Workers, Including Fast Food	7890	9.04	\$9.30	\$19,336	1.61	\$8.18	\$8.45	\$8.89	\$9.36	\$11.23	\$17,012	\$17,569	\$18,499	\$19,477	\$23,357
35-3022	Counter Attendants, Cafeteria, Food Concession, and Coffee Shop	400	38.01	\$9.62	\$20,015	3.02	\$8.21	\$8.52	\$9.05	\$10.37	\$12.43	\$17,077	\$17,732	\$18,824	\$21,559	\$25,859
35-3031	Waiters and Waitresses	5360	7.47	\$9.51	\$19,782	3.02	\$8.17	\$8.43	\$8.85	\$9.28	\$11.21	\$16,994	\$17,526	\$18,412	\$19,310	\$23,318
35-3041	Food Servers, Nonrestaurant	720	16.61	\$10.21	\$21,234	2.59	\$8.27	\$8.68	\$9.37	\$11.11	\$13.63	\$17,205	\$18,052	\$19,496	\$23,104	\$28,359
35-9011	Dining Room and Cafeteria Attendants and Bartender Helpers	910	20.37	\$8.76	\$18,213	1.67	\$8.15	\$8.37	\$8.74	\$9.11	\$9.36	\$16,949	\$17,412	\$18,183	\$18,955	\$19,472
35-9021	Dishwashers	670	22.32	\$9.74	\$20,251	2.59	\$8.32	\$8.81	\$9.67	\$10.79	\$11.47	\$17,315	\$18,328	\$20,112	\$22,451	\$23,855
35-9031	Hosts and Hostesses, Restaurant, Lounge, and Coffee Shop	700	17.53	\$9.21	\$19,156	2.19	\$8.17	\$8.43	\$8.86	\$9.29	\$11.01	\$16,996	\$17,531	\$18,421	\$19,331	\$22,904
35-9099	Food Preparation and Serving Related Workers, All Other	120	36.22	\$10.35	\$21,534	7.05	\$8.27	\$8.68	\$9.35	\$11.24	\$15.20	\$17,206	\$18,056	\$19,457	\$23,379	\$31,617
37-0000	Building and Grounds Cleaning and Maintenance Occupations	7300	3.81	\$12.34	\$25,666	2.79	\$8.40	\$8.99	\$10.88	\$14.29	\$18.13	\$17,464	\$18,701	\$22,630	\$29,725	\$37,702
37-1011	First-Line Supervisors of Housekeeping and Janitorial Workers	200	20.9	\$17.35	\$36,087	3.96	\$10.86	\$12.89	\$15.79	\$21.08	\$27.33	\$22,596	\$26,802	\$32,836	\$43,846	\$56,842
37-1012	First-Line Supervisors of Landscaping, Lawn Service, and Groundsk	340	19.76	\$24.19	\$50,318	11.89	\$14.54	\$19.11	\$22.47	\$31.51	\$35.80	\$30,250	\$39,758	\$46,741	\$65,534	\$74,460
37-2011	Janitors and Cleaners, Except Maids and Housekeeping Cleaners	2950	4.91	\$12.20	\$25,369	2.87	\$8.45	\$9.11	\$11.50	\$14.27	\$17.37	\$17,567	\$18,956	\$23,922	\$29,676	\$36,119
37-2012	Maids and Housekeeping Cleaners	1770	13.35	\$9.56	\$19,884	3.49	\$8.20	\$8.50	\$9.00	\$9.82	\$11.46	\$17,057	\$17,682	\$18,723	\$20,432	\$23,842
37-2021	Pest Control Workers	80	8.19	\$15.95	\$33,178	3.48	\$12.32	\$13.34	\$15.47	\$18.45	\$20.97	\$25,624	\$27,752	\$32,181	\$38,384	\$43,626
37-3011	Landscaping and Groundskeeping Workers	1950	4.6	\$12.33	\$25,654	3	\$8.68	\$9.71	\$11.54	\$14.64	\$17.35	\$18,046	\$20,197	\$23,995	\$30,454	\$36,087
39-0000	Personal Care and Service Occupations	6900	6.38	\$12.07	\$25,111	2.38	\$8.36	\$8.90	\$10.32	\$13.52	\$19.12	\$17,385	\$18,504	\$21,455	\$28,112	\$39,779
39-1011	Gaming Supervisors	40	21.14	\$21.38	\$44,470	4.56	\$13.69	\$19.28	\$21.61	\$24.29	\$28.06	\$28,471	\$40,097	\$44,948	\$50,514	\$58,359

Data unavailable

Occupational Code	Occupational Title	Employment Estimate	Employment Percentage Relative Standard Error	Average Hourly Wage	Average Annual Wage	Wage Percentage Relative Standard Error	10th Percentile (Hourly)	25th Percentile (Hourly)	50th Percentile (Hourly)	75th Percentile (Hourly)	90th Percentile (Hourly)	10th Percentile (Annual)	25th Percentile (Annual)	50th Percentile (Annual)	75th Percentile (Annual)	90th Percentile (Annual)
39-1021	First-Line Supervisors of Personal Service Workers	280	16.08	\$16.59	\$34,510	3.68	\$10.33	\$12.19	\$15.02	\$19.70	\$25.52	\$21,485	\$25,361	\$31,243	\$40,982	\$53,087
39-2021	Nonfarm Animal Caretakers	560	23.6	\$9.81	\$20,415	3.72	\$8.19	\$8.48	\$8.97	\$9.83	\$12.98	\$17,042	\$17,646	\$18,651	\$20,448	\$27,008
39-3011	Gaming Dealers	220	19.81	\$9.33	\$19,415	3.26	\$8.20	\$8.50	\$8.99	\$9.66	\$11.05	\$17,052	\$17,671	\$18,702	\$20,090	\$22,990
39-3031	Ushers, Lobby Attendants, and Ticket Takers	80	36.31	\$9.98	\$20,764	3.48	\$8.35	\$8.87	\$9.89	\$11.05	\$11.77	\$17,366	\$18,454	\$20,574	\$22,980	\$24,479
39-3091	Amusement and Recreation Attendants	560	16.14	\$9.24	\$19,214	2.18	\$8.19	\$8.47	\$8.94	\$9.51	\$11.11	\$17,032	\$17,620	\$18,599	\$19,776	\$23,105
39-3093	Locker Room, Coatroom, and Dressing Room Attendants	80	8.82	#	#	#	#	#	#	#	#	#	#	#	#	#
39-5012	Hairdressers, Hairstylists, and Cosmetologists	620	24.22	\$12.61	\$26,235	8.55	\$8.38	\$8.95	\$10.60	\$15.79	\$21.11	\$17,430	\$18,616	\$22,041	\$32,843	\$43,902
39-5092	Manicurists and Pedicurists	#	#	\$9.93	\$20,655	6.83	\$8.18	\$8.46	\$8.92	\$9.61	\$12.88	\$17,022	\$17,594	\$18,548	\$19,991	\$26,799
39-5094	Skincare Specialists	#	#	\$13.46	\$27,996	12.69	\$8.65	\$9.50	\$10.97	\$16.56	\$23.00	\$17,994	\$19,770	\$22,821	\$34,454	\$47,848
39-6011	Baggage Porters and Bellhops	140	19.08	\$9.41	\$19,565	3.63	\$8.19	\$8.48	\$8.95	\$9.46	\$11.48	\$17,036	\$17,631	\$18,622	\$19,684	\$23,884
39-6012	Concierges	60	18.26	\$14.16	\$29,455	6.03	\$9.86	\$10.72	\$12.40	\$16.00	\$24.42	\$20,511	\$22,303	\$25,784	\$33,275	\$50,796
39-7011	Tour Guides and Escorts	70	13.88	\$10.81	\$22,494	3.58	\$8.38	\$8.96	\$10.17	\$11.52	\$15.20	\$17,439	\$18,636	\$21,149	\$23,969	\$31,623
39-9011	Childcare Workers	560	38.5	\$10.92	\$22,715	3.09	\$8.37	\$8.94	\$10.18	\$12.05	\$14.61	\$17,418	\$18,586	\$21,170	\$25,055	\$30,389
39-9021	Personal Care Aides	1940	14.75	\$10.81	\$22,487	2.91	\$8.41	\$9.02	\$10.30	\$11.78	\$14.04	\$17,492	\$18,770	\$21,414	\$24,512	\$29,195
39-9031	Fitness Trainers and Aerobics Instructors	630	25.25	\$18.04	\$37,532	3.42	\$9.39	\$14.27	\$17.47	\$22.30	\$26.91	\$19,525	\$29,683	\$36,336	\$46,388	\$55,966
39-9032	Recreation Workers	300	18.19	\$13.55	\$28,175	4.42	\$8.79	\$10.11	\$12.52	\$15.33	\$20.07	\$18,285	\$21,033	\$26,043	\$31,885	\$41,755
39-9041	Residential Advisors	50	29.3	\$12.28	\$25,544	4.21	\$8.41	\$9.02	\$10.99	\$14.38	\$19.54	\$17,487	\$18,757	\$22,854	\$29,915	\$40,638
39-9099	Personal Care and Service Workers, All Other	50	11.99	\$11.09	\$23,063	9.17	\$8.28	\$8.71	\$9.42	\$12.16	\$16.07	\$17,233	\$18,122	\$19,599	\$25,294	\$33,420
41-0000	Sales and Related Occupations	29980	2.86	\$17.91	\$37,244	2.27	\$8.57	\$9.45	\$12.78	\$20.40	\$31.66	\$17,820	\$19,658	\$26,584	\$42,437	\$65,849
41-1011	First-Line Supervisors of Retail Sales Workers	2220	5.16	\$23.33	\$48,523	7.51	\$11.66	\$14.16	\$18.62	\$24.00	\$37.89	\$24,261	\$29,453	\$38,726	\$49,918	\$78,819
41-1012	First-Line Supervisors of Non-Retail Sales Workers	370	15.19	\$32.92	\$68,465	5.41	\$14.02	\$19.57	\$29.58	\$41.34	\$56.37	\$29,158	\$40,712	\$61,532	\$85,989	\$117,244
41-2011	Cashiers	6750	9.74	\$10.45	\$21,739	1.73	\$8.26	\$8.66	\$9.33	\$11.49	\$14.70	\$17,186	\$18,004	\$19,401	\$23,895	\$30,572
41-2012	Gaming Change Persons and Booth Cashiers	#	#	\$14.61	\$30,384	4.19	\$10.36	\$11.55	\$14.80	\$17.25	\$18.71	\$21,547	\$24,014	\$30,794	\$35,881	\$38,908
41-2021	Counter and Rental Clerks	1020	10.5	\$14.69	\$30,551	4.7	\$8.59	\$9.51	\$13.42	\$17.69	\$23.71	\$17,859	\$19,783	\$27,918	\$36,794	\$49,315
41-2022	Parts Salespersons	370	29.46	\$14.81	\$30,811	7.16	\$8.96	\$10.10	\$11.99	\$18.39	\$26.28	\$18,646	\$21,012	\$24,945	\$38,251	\$54,658
41-2031	Retail Salespersons	9010	6.12	\$13.47	\$28,008	4.83	\$8.49	\$9.23	\$11.01	\$14.23	\$22.68	\$17,665	\$19,202	\$22,895	\$29,597	\$47,181
41-3011	Advertising Sales Agents	180	19.6	\$27.56	\$57,331	5.86	\$13.75	\$18.45	\$26.49	\$35.49	\$44.41	\$28,593	\$38,370	\$55,103	\$73,818	\$92,382
41-3021	Insurance Sales Agents	#	#	\$25.37	\$52,767	7.92	\$15.05	\$18.84	\$22.19	\$27.79	\$35.41	\$31,303	\$39,195	\$46,145	\$57,806	\$73,648
41-3031	Securities, Commodities, and Financial Services Sales Agents	840	16.29	\$31.35	\$65,199	14.84	\$12.19	\$15.42	\$18.67	\$39.05	\$61.45	\$25,362	\$32,068	\$38,833	\$81,222	\$127,823
41-3041	Travel Agents	140	10.81	\$18.35	\$38,174	7.34	\$10.09	\$14.19	\$16.77	\$19.10	\$29.58	\$20,981	\$29,514	\$34,887	\$39,734	\$61,527
41-3099	Sales Representatives, Services, All Other	2300	12	\$26.65	\$55,430	5.87	\$10.19	\$14.05	\$19.99	\$29.43	\$45.36	\$21,194	\$29,225	\$41,570	\$61,206	\$94,339
41-4011	Sales Representatives, Wholesale and Manufacturing, Technical and Scientific Products	420	18.43	\$36.45	\$75,823	6.17	\$15.89	\$19.67	\$32.30	\$49.08	\$66.99	\$33,047	\$40,906	\$67,192	\$102,084	\$139,332
41-4012	Sales Representatives, Wholesale and Manufacturing, Except Technical and Scientific Products	1630	7.22	\$32.60	\$67,813	4.12	\$12.67	\$17.03	\$28.06	\$40.77	\$57.27	\$26,352	\$35,425	\$58,360	\$84,808	\$119,129
41-9011	Demonstrators and Product Promoters	#	#	\$16.19	\$33,677	18.63	\$9.86	\$10.62	\$11.90	\$20.80	\$26.03	\$20,501	\$22,096	\$24,754	\$43,261	\$54,152
41-9021	Real Estate Brokers	150	40.42	#	#	#	#	#	#	#	#	#	#	#	#	#
41-9022	Real Estate Sales Agents	490	22.92	\$21.42	\$44,554	9.92	\$9.20	\$15.29	\$20.44	\$25.35	\$30.73	\$19,130	\$31,805	\$42,517	\$52,722	\$63,919
41-9031	Sales Engineers	80	26.71	#	#	#	#	#	#	#	#	#	#	#	#	#
41-9041	Telemarketers	#	#	\$11.94	\$24,829	6.94	\$8.39	\$8.98	\$10.16	\$11.76	\$18.27	\$17,454	\$18,674	\$21,126	\$24,463	\$38,006
41-9099	Sales and Related Workers, All Other	330	25.98	\$13.53	\$28,136	4.54	\$8.98	\$10.21	\$12.28	\$14.74	\$21.15	\$18,668	\$21,237	\$25,538	\$30,659	\$43,988
43-0000	Office and Administrative Support Occupations	41810	3.48	\$16.34	\$33,987	1.4	\$9.49	\$11.75	\$15.22	\$19.48	\$25.00	\$19,741	\$24,442	\$31,650	\$40,524	\$52,009
43-1011	First-Line Supervisors of Office and Administrative Support Workers	2100	5.43	\$25.50	\$53,042	1.89	\$14.20	\$18.43	\$24.58	\$31.09	\$37.99	\$29,543	\$38,329	\$51,118	\$64,670	\$79,013
43-2011	Switchboard Operators, Including Answering Service	150	12.29	\$13.85	\$28,800	2.15	\$10.97	\$12.50	\$13.64	\$14.77	\$17.66	\$22,812	\$26,004	\$28,373	\$30,731	\$36,733
43-3011	Bill and Account Collectors	#	#	\$17.11	\$35,589	5.14	\$10.22	\$12.81	\$15.37	\$21.69	\$26.91	\$21,248	\$26,649	\$31,976	\$45,123	\$55,979

Data unavailable

Occupational Code	Occupational Title	Employment Estimate	Employment Percentage Relative Standard Error	Average Hourly Wage	Average Annual Wage	Wage Percentage Relative Standard Error	10th Percentile (Hourly)	25th Percentile (Hourly)	50th Percentile (Hourly)	75th Percentile (Hourly)	90th Percentile (Hourly)	10th Percentile (Annual)	25th Percentile (Annual)	50th Percentile (Annual)	75th Percentile (Annual)	90th Percentile (Annual)
43-3021	Billing and Posting Clerks and Machine Operators	620	14.46	\$16.40	\$34,114	2.06	\$11.92	\$13.50	\$15.96	\$18.31	\$22.73	\$24,787	\$28,087	\$33,189	\$38,091	\$47,288
43-3031	Bookkeeping, Accounting, and Auditing Clerks	2940	6.74	\$16.46	\$34,232	1.9	\$9.86	\$12.69	\$16.08	\$19.18	\$22.85	\$20,508	\$26,389	\$33,450	\$39,888	\$47,531
43-3041	Gaming Cage Workers	90	28.77	\$14.65	\$30,473	3.09	\$12.34	\$12.99	\$14.09	\$15.65	\$18.26	\$25,661	\$27,026	\$29,300	\$32,560	\$37,973
43-3051	Payroll and Timekeeping Clerks	240	12.75	\$20.81	\$43,288	3.05	\$14.25	\$16.80	\$20.58	\$25.15	\$28.37	\$29,645	\$34,951	\$42,802	\$52,315	\$59,014
43-3061	Procurement Clerks	160	13.5	\$19.24	\$40,028	2.63	\$14.54	\$17.24	\$19.43	\$21.59	\$23.85	\$30,251	\$35,852	\$40,422	\$44,897	\$49,600
43-3071	Tellers	760	8.29	\$13.96	\$29,029	4.43	\$10.16	\$11.18	\$13.04	\$15.27	\$20.05	\$21,134	\$23,260	\$27,127	\$31,772	\$41,698
43-3099	Financial Clerks, All Other	130	16.41	\$20.32	\$42,263	3.27	\$15.13	\$16.97	\$19.86	\$22.99	\$27.08	\$31,462	\$35,292	\$41,299	\$47,825	\$56,325
43-4011	Brokerage Clerks	130	16.31	\$22.02	\$45,812	4.08	\$16.69	\$19.74	\$21.97	\$24.29	\$28.42	\$34,715	\$41,067	\$45,697	\$50,523	\$59,104
43-4021	Correspondence Clerks	20	31.96	\$18.19	\$37,840	3.97	\$15.48	\$16.46	\$17.70	\$20.08	\$22.15	\$32,189	\$34,236	\$36,815	\$41,770	\$46,064
43-4031	Court, Municipal, and License Clerks	420	0.78	\$18.63	\$38,740	1.82	\$14.95	\$16.21	\$17.34	\$21.05	\$23.84	\$31,106	\$33,721	\$36,072	\$43,790	\$49,593
43-4041	Credit Authorizers, Checkers, and Clerks	70	16.74	\$17.86	\$37,147	5.14	\$12.05	\$14.72	\$17.62	\$21.14	\$23.63	\$25,069	\$30,615	\$36,654	\$43,973	\$49,152
43-4051	Customer Service Representatives	6760	15.4	\$14.84	\$30,859	2.42	\$9.91	\$11.21	\$14.02	\$17.65	\$21.48	\$20,614	\$23,311	\$29,153	\$36,718	\$44,687
43-4061	Eligibility Interviewers, Government Programs	300	3.14	\$16.71	\$34,755	4.81	\$11.57	\$13.87	\$16.59	\$18.89	\$22.12	\$24,072	\$28,858	\$34,499	\$39,299	\$46,014
43-4071	File Clerks	330	19.95	\$13.37	\$27,811	5.34	\$8.68	\$10.21	\$13.19	\$15.66	\$18.11	\$18,059	\$21,246	\$27,444	\$32,583	\$37,679
43-4081	Hotel, Motel, and Resort Desk Clerks	470	11.94	\$10.10	\$21,009	3.23	\$8.28	\$8.69	\$9.36	\$10.94	\$13.34	\$17,216	\$18,079	\$19,478	\$22,764	\$27,746
43-4111	Interviewers, Except Eligibility and Loan	560	12.48	\$12.26	\$25,511	10.45	\$8.28	\$8.70	\$10.36	\$14.79	\$18.88	\$17,221	\$18,093	\$21,555	\$30,760	\$39,265
43-4121	Library Assistants, Clerical	240	8.59	\$11.12	\$23,127	3.38	\$8.50	\$9.25	\$10.70	\$12.53	\$14.56	\$17,676	\$19,231	\$22,252	\$26,070	\$30,285
43-4131	Loan Interviewers and Clerks	310	19.43	\$20.21	\$42,047	3.29	\$12.43	\$15.75	\$20.14	\$23.44	\$28.46	\$25,864	\$32,752	\$41,886	\$48,759	\$59,194
43-4151	Order Clerks	230	23.28	\$13.93	\$28,975	4.68	\$8.81	\$10.39	\$13.01	\$15.80	\$21.54	\$18,316	\$21,606	\$27,053	\$32,863	\$44,798
43-4161	Human Resources Assistants, Except Payroll and Timekeeping	270	3.74	\$18.13	\$37,704	2.55	\$12.89	\$15.40	\$18.24	\$20.85	\$23.18	\$26,807	\$32,033	\$37,944	\$43,362	\$48,210
43-4171	Receptionists and Information Clerks	2450	11.45	\$13.33	\$27,717	1.83	\$9.35	\$10.83	\$13.05	\$15.12	\$18.05	\$19,458	\$22,518	\$27,149	\$31,441	\$37,551
43-4181	Reservation and Transportation Ticket Agents and Travel Clerks	260	22.01	\$12.01	\$24,986	3.88	\$9.12	\$10.13	\$11.14	\$12.55	\$17.32	\$18,969	\$21,063	\$23,166	\$26,108	\$36,033
43-4199	Information and Record Clerks, All Other	1020	9.59	\$18.26	\$37,980	3.08	\$12.11	\$15.44	\$18.64	\$21.35	\$23.79	\$25,190	\$32,109	\$38,774	\$44,403	\$49,493
43-5011	Cargo and Freight Agents	20	38.38	#	#	#	#	#	#	#	#	#	#	#	#	#
43-5021	Couriers and Messengers	150	38.94	\$12.37	\$25,732	4.19	\$9.94	\$10.57	\$11.61	\$13.60	\$15.98	\$20,677	\$21,982	\$24,157	\$28,296	\$33,229
43-5031	Police, Fire, and Ambulance Dispatchers	180	5.62	\$21.71	\$45,155	2.91	\$13.11	\$18.05	\$22.28	\$26.45	\$28.97	\$27,261	\$37,547	\$46,344	\$55,010	\$60,265
43-5032	Dispatchers, Except Police, Fire, and Ambulance	260	8.88	\$18.77	\$39,042	2.82	\$12.98	\$15.30	\$18.25	\$21.95	\$25.93	\$26,993	\$31,826	\$37,966	\$45,646	\$53,931
43-5041	Meter Readers, Utilities	#	#	\$21.06	\$43,797	5.98	\$12.67	\$13.86	\$19.79	\$26.68	\$32.48	\$26,343	\$28,820	\$41,170	\$55,494	\$67,557
43-5051	Postal Service Clerks	110	0	\$25.84	\$53,743	4.51	\$25.39	\$26.72	\$26.73	\$26.73	\$27.77	\$52,815	\$55,581	\$55,589	\$55,598	\$57,762
43-5052	Postal Service Mail Carriers	650	0	\$25.15	\$52,316		\$16.58	\$23.51	\$27.50	\$27.51	\$28.14	\$34,489	\$48,897	\$57,204	\$57,216	\$58,540
43-5053	Postal Service Mail Sorters, Processors, and Processing Machine Operators	230	0	\$25.36	\$52,743	5.43	\$24.75	\$25.81	\$26.21	\$26.22	\$26.30	\$51,476	\$53,680	\$54,524	\$54,533	\$54,711
43-5061	Production, Planning, and Expediting Clerks	350	10.3	\$19.61	\$40,780	4.96	\$12.69	\$15.00	\$18.76	\$23.24	\$28.41	\$26,402	\$31,209	\$39,019	\$48,330	\$59,103
43-5071	Shipping, Receiving, and Traffic Clerks	760	9.82	\$14.48	\$30,110	1.74	\$9.45	\$11.14	\$14.06	\$17.09	\$19.92	\$19,665	\$23,164	\$29,255	\$35,540	\$41,432
43-5081	Stock Clerks and Order Fillers	3260	7.99	\$12.78	\$26,585	1.75	\$8.63	\$9.62	\$11.95	\$15.33	\$18.25	\$17,946	\$20,014	\$24,864	\$31,885	\$37,951
43-5111	Weighers, Measurers, Checkers, and Samplers, Recordkeeping	170	34.68	#	#	#	#	#	#	#	#	#	#	#	#	#
43-6011	Executive Secretaries and Executive Administrative Assistants	1070	5.65	\$22.39	\$46,572	1.55	\$15.50	\$18.13	\$21.48	\$26.05	\$31.03	\$32,241	\$37,716	\$44,671	\$54,178	\$64,534
43-6012	Legal Secretaries	300	26.41	\$18.91	\$39,340	10	\$12.35	\$14.41	\$17.52	\$24.67	\$27.91	\$25,680	\$29,976	\$36,433	\$51,319	\$58,061
43-6013	Medical Secretaries	1050	19.1	\$16.70	\$34,733	5.74	\$11.59	\$13.34	\$15.99	\$19.50	\$23.56	\$24,100	\$27,740	\$33,264	\$40,562	\$49,005
43-6014	Secretaries and Administrative Assistants, Except Legal, Medical,	6710	3.8	\$15.92	\$33,110	1.16	\$9.58	\$12.52	\$15.50	\$18.70	\$22.86	\$19,935	\$26,040	\$32,248	\$38,905	\$47,546
43-9011	Computer Operators	80	20.18	\$26.10	\$54,288	2.59	\$13.29	\$22.11	\$26.37	\$30.12	\$36.94	\$27,647	\$45,986	\$54,849	\$62,644	\$76,834
43-9021	Data Entry Keyers	440	25.71	\$16.09	\$33,457	9.72	\$9.11	\$11.17	\$14.88	\$20.50	\$25.53	\$18,940	\$23,239	\$30,944	\$42,632	\$53,112
43-9022	Word Processors and Typists	70	5.47	\$17.34	\$36,070	3.7	\$9.72	\$13.81	\$18.45	\$20.71	\$22.61	\$20,223	\$28,733	\$38,366	\$43,084	\$47,024
43-9041	Insurance Claims and Policy Processing Clerks	60	11.87	#	#	#	#	#	#	#	#	#	#	#	#	#
43-9051	Mail Clerks and Mail Machine Operators, Except Postal Service	200	45.36	\$11.32	\$23,544	4.91	\$8.28	\$8.71	\$9.41	\$13.60	\$17.40	\$17,228	\$18,110	\$19,578	\$28,279	\$36,183
43-9061	Office Clerks, General	3480	6.95	\$15.96	\$33,205	2.91	\$9.21	\$11.00	\$14.61	\$18.84	\$23.45	\$19,158	\$22,881	\$30,396	\$39,188	\$48,769

Data unavailable

Occupational Code	Occupational Title	Employment Estimate	Employment Percentage Relative Standard Error	Average Hourly Wage	Average Annual Wage	Wage Percentage Relative Standard Error	10th Percentile (Hourly)	25th Percentile (Hourly)	50th Percentile (Hourly)	75th Percentile (Hourly)	90th Percentile (Hourly)	10th Percentile (Annual)	25th Percentile (Annual)	50th Percentile (Annual)	75th Percentile (Annual)	90th Percentile (Annual)
43-9071	Office Machine Operators, Except Computer	100	18.05	\$13.97	\$29,054	4.7	\$8.76	\$10.26	\$13.15	\$16.43	\$20.13	\$18,215	\$21,337	\$27,347	\$34,179	\$41,876
43-9199	Office and Administrative Support Workers, All Other	290	23.94	\$15.15	\$31,504	7.84	\$8.69	\$9.61	\$13.47	\$20.33	\$23.85	\$18,073	\$19,988	\$28,027	\$42,289	\$49,612
45-0000	Farming, Fishing, and Forestry Occupations	360	26.64	\$14.07	\$29,271	7.1	\$8.52	\$9.31	\$12.03	\$14.45	\$24.59	\$17,725	\$19,369	\$25,025	\$30,046	\$51,151
45-1011	First-Line Supervisors of Farming, Fishing, and Forestry Workers	10	49.39	\$28.04	\$58,319	9.39	\$19.87	\$24.53	\$27.95	\$31.80	\$38.56	\$41,329	\$51,020	\$58,135	\$66,152	\$80,212
45-2092	Farmworkers and Laborers, Crop, Nursery, and Greenhouse	250	35.24	\$14.48	\$30,123	9.18	\$8.71	\$10.09	\$12.58	\$14.53	\$23.56	\$18,118	\$20,985	\$26,169	\$30,227	\$49,006
45-2093	Farmworkers, Farm, Ranch, and Aquacultural Animals	90	32.41	\$11.07	\$23,028	7.98	\$8.27	\$8.68	\$9.38	\$11.78	\$15.10	\$17,210	\$18,065	\$19,511	\$24,498	\$31,417
47-0000	Construction and Extraction Occupations	10360	3.66	\$20.17	\$41,949	2.18	\$10.88	\$14.07	\$18.01	\$24.95	\$31.46	\$22,624	\$29,268	\$37,467	\$51,897	\$65,435
47-1011	First-Line Supervisors of Construction Trades and Extraction Work	1140	12.86	\$31.69	\$65,918	4.25	\$17.66	\$23.76	\$29.09	\$36.79	\$49.00	\$36,724	\$49,413	\$60,511	\$76,519	\$101,919
47-2021	Brickmasons and Blockmasons	150	8.52	\$20.96	\$43,607	12.54	\$12.80	\$14.22	\$19.52	\$27.51	\$32.65	\$26,627	\$29,568	\$40,605	\$57,231	\$67,909
47-2031	Carpenters	1100	17.22	\$21.37	\$44,444	6.93	\$10.24	\$14.23	\$18.33	\$26.86	\$38.36	\$21,304	\$29,591	\$38,134	\$55,874	\$79,796
47-2041	Carpet Installers	#	#	\$12.58	\$26,160	19.74	\$8.37	\$8.91	\$11.89	\$14.05	\$21.11	\$17,400	\$18,540	\$24,737	\$29,230	\$43,915
47-2043	Floor Sanders and Finishers	40	16.18	\$16.07	\$33,435	3.29	\$10.61	\$12.64	\$16.10	\$19.54	\$22.25	\$22,059	\$26,301	\$33,490	\$40,643	\$46,276
47-2044	Tile and Marble Setters	#	#	\$21.25	\$44,196	14.17	\$12.87	\$14.47	\$18.48	\$29.56	\$34.01	\$26,769	\$30,090	\$38,430	\$61,492	\$70,749
47-2051	Cement Masons and Concrete Finishers	440	27.01	\$16.95	\$35,258	5.26	\$11.22	\$14.08	\$16.83	\$19.48	\$22.91	\$23,328	\$29,280	\$34,999	\$40,513	\$47,651
47-2061	Construction Laborers	1480	12.8	\$13.89	\$28,888	4.46	\$9.58	\$10.61	\$13.47	\$16.95	\$18.70	\$19,936	\$22,066	\$28,014	\$35,246	\$38,891
47-2071	Paving, Surfacing, and Tamping Equipment Operators	90	26.7	\$16.85	\$35,057	4.47	\$11.86	\$14.34	\$16.73	\$19.18	\$21.85	\$24,668	\$29,836	\$34,803	\$39,888	\$45,447
47-2073	Operating Engineers and Other Construction Equipment Operators	830	17.03	\$19.77	\$41,129	2.53	\$14.63	\$16.24	\$18.64	\$23.27	\$27.23	\$30,428	\$33,779	\$38,780	\$48,399	\$56,642
47-2081	Drywall and Ceiling Tile Installers	240	31.3	\$18.40	\$38,279	2.92	\$14.93	\$15.91	\$17.55	\$20.47	\$24.58	\$31,051	\$33,100	\$36,506	\$42,574	\$51,127
47-2111	Electricians	1160	13.66	\$22.45	\$46,688	3.44	\$12.58	\$16.34	\$23.33	\$28.25	\$32.62	\$26,157	\$33,981	\$48,519	\$58,754	\$67,851
47-2121	Glaziers	220	33.91	\$20.11	\$41,833	5.47	\$13.00	\$15.97	\$19.00	\$23.43	\$28.63	\$27,037	\$33,214	\$39,523	\$48,728	\$59,548
47-2131	Insulation Workers, Floor, Ceiling, and Wall	370	44.34	\$13.46	\$27,995	3.76	\$10.09	\$11.08	\$12.97	\$14.99	\$17.83	\$20,991	\$23,048	\$26,981	\$31,179	\$37,087
47-2132	Insulation Workers, Mechanical	90	43.08	\$21.14	\$43,966	5.08	\$12.54	\$15.22	\$19.14	\$26.82	\$33.38	\$26,086	\$31,663	\$39,815	\$55,778	\$69,431
47-2141	Painters, Construction and Maintenance	240	19.69	\$18.45	\$38,380	5.25	\$12.30	\$14.94	\$17.41	\$21.48	\$27.00	\$25,578	\$31,080	\$36,223	\$44,672	\$56,170
47-2151	Pipelayers	120	47.25	\$14.76	\$30,711	6.27	\$11.84	\$12.76	\$14.29	\$16.55	\$18.17	\$24,630	\$26,545	\$29,730	\$34,424	\$37,795
47-2152	Plumbers, Pipefitters, and Steamfitters	710	25.42	\$18.82	\$39,142	4.48	\$11.76	\$14.57	\$17.73	\$22.97	\$27.93	\$24,458	\$30,300	\$36,881	\$47,778	\$58,102
47-2181	Roofers	250	25.95	\$18.94	\$39,392	9.96	\$11.19	\$13.62	\$19.53	\$23.96	\$27.26	\$23,271	\$28,338	\$40,630	\$49,827	\$56,699
47-2211	Sheet Metal Workers	320	37.53	\$19.40	\$40,357	3.49	\$10.65	\$12.94	\$19.26	\$24.96	\$29.33	\$22,157	\$26,913	\$40,063	\$51,921	\$61,008
47-3011	Helpers--Brickmasons, Blockmasons, Stonemasons, and Tile and Marble Setters	80	29.64	\$18.10	\$37,649	16.64	\$8.95	\$12.05	\$14.96	\$25.58	\$27.82	\$18,621	\$25,073	\$31,126	\$53,196	\$57,871
47-3012	Helpers--Carpenters	30	47.29	\$13.17	\$27,387	23.33	\$8.34	\$8.86	\$13.19	\$16.97	\$18.92	\$17,354	\$18,424	\$27,437	\$35,294	\$39,363
47-3013	Helpers--Electricians	#	#	\$9.69	\$20,149	13.88	\$8.17	\$8.44	\$8.87	\$9.31	\$12.78	\$17,004	\$17,549	\$18,458	\$19,367	\$26,575
47-3016	Helpers--Roofers	#	#	\$10.07	\$20,938	11.98	\$8.27	\$8.68	\$9.36	\$11.38	\$13.39	\$17,204	\$18,049	\$19,459	\$23,664	\$27,856
47-4011	Construction and Building Inspectors	230	12.67	\$30.73	\$63,913	5.99	\$23.28	\$26.42	\$30.66	\$36.05	\$41.72	\$48,432	\$54,948	\$63,783	\$74,981	\$86,775
47-4041	Hazardous Materials Removal Workers	#	#	\$19.06	\$39,650	6.66	\$15.46	\$16.33	\$17.79	\$19.65	\$23.07	\$32,147	\$33,966	\$36,999	\$40,866	\$47,979
47-4051	Highway Maintenance Workers	210	6.18	\$19.15	\$39,834	1.88	\$15.35	\$16.57	\$18.67	\$21.64	\$24.11	\$31,922	\$34,466	\$38,839	\$45,014	\$50,144
47-4071	Septic Tank Servicers and Sewer Pipe Cleaners	#	#	\$16.45	\$34,224	6.39	\$9.86	\$12.74	\$16.02	\$20.05	\$23.76	\$20,516	\$26,508	\$33,312	\$41,694	\$49,427
47-4099	Construction and Related Workers, All Other	#	#	\$15.77	\$32,792	4.95	\$12.14	\$13.48	\$15.61	\$17.63	\$19.49	\$25,243	\$28,032	\$32,479	\$36,661	\$40,538
47-5021	Earth Drillers, Except Oil and Gas	70	19.76	\$21.68	\$45,089	8.08	\$13.83	\$16.25	\$23.93	\$27.12	\$28.94	\$28,764	\$33,790	\$49,781	\$56,414	\$60,187
49-0000	Installation, Maintenance, and Repair Occupations	9970	4.07	\$21.42	\$44,552	1.65	\$11.18	\$14.46	\$20.44	\$27.05	\$33.79	\$23,259	\$30,073	\$42,524	\$56,259	\$70,279
49-1011	First-Line Supervisors of Mechanics, Installers, and Repairers	660	6.07	\$31.29	\$65,089	2.29	\$18.47	\$25.60	\$30.99	\$36.60	\$44.48	\$38,410	\$53,257	\$64,449	\$76,136	\$92,520
49-2011	Computer, Automated Teller, and Office Machine Repairers	140	18.65	\$19.90	\$41,385	4.63	\$12.79	\$16.93	\$20.44	\$22.75	\$25.99	\$26,595	\$35,212	\$42,514	\$47,326	\$54,064
49-2021	Radio, Cellular, and Tower Equipment Installers and Repairers	#	#	\$19.55	\$40,672	5.53	\$14.82	\$16.32	\$18.84	\$22.29	\$25.91	\$30,817	\$33,938	\$39,192	\$46,367	\$53,896
49-2022	Telecommunications Equipment Installers and Repairers, Except Line Installers	540	29.86	\$30.10	\$62,607	3.75	\$20.19	\$24.93	\$31.89	\$35.18	\$37.17	\$41,991	\$51,863	\$66,336	\$73,180	\$77,320

Data unavailable

Occupational Code	Occupational Title	Employment Estimate	Employment Percentage Relative Standard Error	Average Hourly Wage	Average Annual Wage	Wage Percentage Relative Standard Error	10th Percentile (Hourly)	25th Percentile (Hourly)	50th Percentile (Hourly)	75th Percentile (Hourly)	90th Percentile (Hourly)	10th Percentile (Annual)	25th Percentile (Annual)	50th Percentile (Annual)	75th Percentile (Annual)	90th Percentile (Annual)
49-2092	Electric Motor, Power Tool, and Related Repairers	#	#	\$13.70	\$28,498	24.83	\$8.39	\$8.99	\$12.78	\$19.42	\$21.72	\$17,461	\$18,693	\$26,588	\$40,388	\$45,173
49-2094	Electrical and Electronics Repairers, Commercial and Industrial Equipment	230	15.26	\$29.01	\$60,333	4.81	\$19.27	\$23.32	\$28.99	\$35.18	\$41.14	\$40,079	\$48,505	\$60,299	\$73,175	\$85,576
49-2096	Electronic Equipment Installers and Repairers, Motor Vehicles	#	#	\$13.60	\$28,285	2.7	\$10.19	\$11.54	\$13.50	\$15.84	\$17.63	\$21,197	\$24,012	\$28,076	\$32,946	\$36,674
49-2098	Security and Fire Alarm Systems Installers	#	#	\$25.60	\$53,240	3.96	\$18.21	\$21.10	\$25.34	\$29.55	\$35.08	\$37,871	\$43,887	\$52,713	\$61,472	\$72,959
49-3011	Aircraft Mechanics and Service Technicians	240	21.18	\$27.77	\$57,763	5.63	\$20.23	\$23.09	\$26.23	\$30.40	\$39.10	\$42,078	\$48,024	\$54,551	\$63,240	\$81,328
49-3021	Automotive Body and Related Repairers	350	11.33	\$23.66	\$49,221	5.78	\$11.72	\$17.92	\$24.07	\$28.06	\$33.86	\$24,386	\$37,272	\$50,076	\$58,373	\$70,420
49-3023	Automotive Service Technicians and Mechanics	1650	10.44	\$20.26	\$42,136	4.03	\$9.67	\$13.17	\$20.77	\$26.70	\$29.72	\$20,105	\$27,398	\$43,208	\$55,546	\$61,814
49-3031	Bus and Truck Mechanics and Diesel Engine Specialists	270	24.11	\$19.29	\$40,120	4.35	\$12.62	\$15.85	\$19.89	\$22.37	\$25.24	\$26,247	\$32,968	\$41,364	\$46,538	\$52,503
49-3042	Mobile Heavy Equipment Mechanics, Except Engines	250	11.54	\$22.62	\$47,042	3.7	\$15.01	\$17.83	\$22.55	\$27.23	\$30.21	\$31,219	\$37,092	\$46,902	\$56,640	\$62,835
49-3052	Motorcycle Mechanics	20	33.83	\$13.52	\$28,121	15.02	\$8.55	\$9.37	\$13.27	\$14.92	\$18.85	\$17,777	\$19,483	\$27,599	\$31,039	\$39,212
49-3053	Outdoor Power Equipment and Other Small Engine Mechanics	#	#	\$17.44	\$36,279	8.11	\$11.17	\$13.96	\$16.79	\$19.55	\$26.23	\$23,226	\$29,037	\$34,922	\$40,671	\$54,562
49-3091	Bicycle Repairers	#	#	\$13.84	\$28,791	5.24	\$10.64	\$12.46	\$13.59	\$14.72	\$18.01	\$22,141	\$25,917	\$28,265	\$30,613	\$37,470
49-3092	Recreational Vehicle Service Technicians	20	38.68	\$17.73	\$36,873	4.47	\$14.37	\$15.73	\$17.19	\$18.65	\$22.83	\$29,896	\$32,712	\$35,754	\$38,796	\$47,494
49-3093	Tire Repairers and Changers	330	38.24	\$12.44	\$25,883	5.73	\$9.89	\$10.61	\$11.81	\$13.52	\$14.58	\$20,577	\$22,070	\$24,566	\$28,130	\$30,336
49-9011	Mechanical Door Repairers	#	#	\$17.26	\$35,896	2.55	\$13.71	\$15.45	\$17.12	\$18.80	\$21.94	\$28,524	\$32,144	\$35,603	\$39,112	\$45,639
49-9012	Control and Valve Installers and Repairers, Except Mechanical Door	20	10.53	\$27.57	\$57,355	4.84	\$18.02	\$22.06	\$27.41	\$33.30	\$37.06	\$37,485	\$45,890	\$57,010	\$69,261	\$77,084
49-9021	Heating, Air Conditioning, and Refrigeration Mechanics and Installers	460	34	\$25.20	\$52,416	3.94	\$18.83	\$21.01	\$24.88	\$28.69	\$33.10	\$39,161	\$43,695	\$51,742	\$59,666	\$68,842
49-9031	Home Appliance Repairers	70	46.57	\$18.75	\$39,003	18.45	\$12.42	\$13.26	\$14.66	\$18.80	\$30.78	\$25,836	\$27,582	\$30,493	\$39,104	\$64,016
49-9041	Industrial Machinery Mechanics	350	7.15	\$21.39	\$44,486	5.07	\$13.64	\$16.30	\$20.80	\$25.20	\$29.89	\$28,378	\$33,906	\$43,271	\$52,424	\$62,171
49-9043	Maintenance Workers, Machinery	40	38.15	\$20.50	\$42,644	6.36	\$12.92	\$14.96	\$20.52	\$25.78	\$28.59	\$26,873	\$31,110	\$42,677	\$53,621	\$59,477
49-9051	Electrical Power-Line Installers and Repairers	240	12.72	\$30.47	\$63,383	6.86	\$16.78	\$21.02	\$29.80	\$39.38	\$44.74	\$34,896	\$43,713	\$61,986	\$81,905	\$93,052
49-9052	Telecommunications Line Installers and Repairers	430	20.39	\$19.76	\$41,097	4.02	\$13.36	\$15.67	\$19.46	\$22.95	\$27.22	\$27,792	\$32,586	\$40,483	\$47,745	\$56,625
49-9062	Medical Equipment Repairers	120	30.4	\$22.12	\$46,001	6.27	\$15.17	\$16.83	\$21.45	\$26.69	\$29.56	\$31,551	\$35,009	\$44,614	\$55,507	\$61,477
49-9071	Maintenance and Repair Workers, General	2330	7.44	\$17.93	\$37,297	2.56	\$10.27	\$12.89	\$16.87	\$22.11	\$27.16	\$21,370	\$26,821	\$35,098	\$45,999	\$56,499
49-9091	Coin, Vending, and Amusement Machine Servicers and Repairers	30	36.04	\$18.87	\$39,252	6	\$12.88	\$15.52	\$17.87	\$21.29	\$25.92	\$26,799	\$32,280	\$37,161	\$44,286	\$53,904
49-9094	Locksmiths and Safe Repairers	#	#	\$15.74	\$32,735	9.03	\$12.02	\$12.83	\$14.18	\$19.26	\$22.68	\$25,001	\$26,683	\$29,487	\$40,062	\$47,172
49-9098	Helpers--Installation, Maintenance, and Repair Workers	110	22.86	\$11.62	\$24,179	6.42	\$8.45	\$9.13	\$10.55	\$12.62	\$17.52	\$17,580	\$18,989	\$21,946	\$26,253	\$36,436
49-9099	Installation, Maintenance, and Repair Workers, All Other	280	31.64	\$16.45	\$34,216	6.23	\$10.75	\$12.49	\$14.63	\$19.55	\$23.81	\$22,357	\$25,981	\$30,434	\$40,670	\$49,533
51-0000	Production Occupations	8420	6.41	\$17.07	\$35,506	2.55	\$9.13	\$11.13	\$14.66	\$20.30	\$28.45	\$18,997	\$23,149	\$30,494	\$42,223	\$59,176
51-1011	First-Line Supervisors of Production and Operating Workers	520	8.46	\$31.06	\$64,602	4.37	\$14.52	\$21.82	\$29.30	\$39.55	\$48.06	\$30,208	\$45,388	\$60,944	\$82,256	\$99,963
51-2011	Aircraft Structure, Surfaces, Rigging, and Systems Assemblers	#	#	\$24.86	\$51,714	3.69	\$15.77	\$18.50	\$24.51	\$31.69	\$35.41	\$32,806	\$38,480	\$50,978	\$65,909	\$73,659
51-2022	Electrical and Electronic Equipment Assemblers	#	#	\$13.87	\$28,856	6.69	\$8.76	\$10.20	\$13.23	\$16.40	\$20.02	\$18,213	\$21,222	\$27,519	\$34,113	\$41,643
51-2023	Electromechanical Equipment Assemblers	#	#	\$14.43	\$30,005	8.38	\$9.99	\$10.85	\$12.85	\$17.23	\$22.21	\$20,779	\$22,569	\$26,735	\$35,848	\$46,187
51-2092	Team Assemblers	290	29.17	\$13.51	\$28,108	8.56	\$8.53	\$9.32	\$11.48	\$16.95	\$21.50	\$17,734	\$19,378	\$23,873	\$35,250	\$44,719
51-2099	Assemblers and Fabricators, All Other	280	8.87	\$11.82	\$24,579	2.99	\$8.64	\$9.63	\$11.13	\$13.53	\$16.32	\$17,967	\$20,027	\$23,155	\$28,147	\$33,952
51-3011	Bakers	260	19.08	\$13.72	\$28,542	3.89	\$8.75	\$10.56	\$13.39	\$16.14	\$19.18	\$18,203	\$21,961	\$27,849	\$33,573	\$39,903
51-3021	Butchers and Meat Cutters	190	26.96	\$14.94	\$31,073	4.87	\$9.14	\$12.13	\$14.72	\$17.74	\$20.78	\$19,002	\$25,224	\$30,620	\$36,904	\$43,223
51-3099	Food Processing Workers, All Other	60	7.08	\$14.17	\$29,483	2.92	\$9.56	\$11.47	\$15.12	\$17.01	\$18.15	\$19,883	\$23,848	\$31,443	\$35,390	\$37,746
51-4011	Computer-Controlled Machine Tool Operators, Metal and Plastic	#	#	\$23.42	\$48,714	3.83	\$16.62	\$19.52	\$23.65	\$27.58	\$29.94	\$34,577	\$40,594	\$49,186	\$57,377	\$62,276
51-4031	Cutting, Punching, and Press Machine Setters, Operators, and Tenders, Metal and Plastic	90	42.98	\$12.69	\$26,388	13.68	\$8.38	\$8.95	\$12.26	\$16.20	\$18.24	\$17,434	\$18,625	\$25,501	\$33,698	\$37,931

Data unavailable

Occupational Code	Occupational Title	Employment Estimate	Employment Percentage Relative Standard Error	Average Hourly Wage	Average Annual Wage	Wage Percentage Relative Standard Error	10th Percentile (Hourly)	25th Percentile (Hourly)	50th Percentile (Hourly)	75th Percentile (Hourly)	90th Percentile (Hourly)	10th Percentile (Annual)	25th Percentile (Annual)	50th Percentile (Annual)	75th Percentile (Annual)	90th Percentile (Annual)
51-4033	Grinding, Lapping, Polishing, and Buffing Machine Tool Setters, Operators, and Tenders, Metal and Plastic	#	#	\$15.33	\$31,889	2.96	\$10.26	\$12.04	\$14.64	\$18.31	\$21.99	\$21,341	\$25,041	\$30,445	\$38,091	\$45,732
51-4041	Machinists	480	25.6	\$18.53	\$38,537	3.53	\$11.61	\$14.98	\$17.95	\$22.15	\$26.63	\$24,142	\$31,154	\$37,331	\$46,069	\$55,395
51-4072	Molding, Coremaking, and Casting Machine Setters, Operators, and Tenders, Metal and Plastic	#	#	\$14.28	\$29,704	5.88	\$8.74	\$10.21	\$13.06	\$16.60	\$22.77	\$18,184	\$21,231	\$27,157	\$34,524	\$47,352
51-4081	Multiple Machine Tool Setters, Operators, and Tenders, Metal and Plastic	120	24.53	\$15.63	\$32,502	7.84	\$10.55	\$12.35	\$14.69	\$17.76	\$23.87	\$21,941	\$25,697	\$30,547	\$36,944	\$49,658
51-4111	Tool and Die Makers	50	44.02	#	#	#	#	#	#	#	#	#	#	#	#	#
51-4121	Welders, Cutters, Solderers, and Brazers	180	12.87	\$20.58	\$42,808	5.05	\$13.40	\$16.38	\$19.74	\$22.93	\$30.99	\$27,872	\$34,069	\$41,050	\$47,688	\$64,457
51-4122	Welding, Soldering, and Brazing Machine Setters, Operators, and Tenders	#	#	\$15.42	\$32,082	2.25	\$10.67	\$12.32	\$14.22	\$17.32	\$22.60	\$22,195	\$25,625	\$29,570	\$36,027	\$47,010
51-4193	Plating and Coating Machine Setters, Operators, and Tenders, Metal and Plastic	#	#	\$16.58	\$34,480	4.78	\$11.16	\$13.01	\$15.86	\$18.82	\$24.15	\$23,218	\$27,065	\$32,979	\$39,140	\$50,241
51-5111	Prepress Technicians and Workers	110	47.78	\$17.79	\$37,003	4.27	\$15.35	\$16.15	\$17.50	\$18.84	\$22.24	\$31,919	\$33,602	\$36,407	\$39,190	\$46,260
51-5112	Printing Press Operators	200	18.15	\$15.83	\$32,924	4.93	\$10.11	\$12.12	\$15.60	\$19.30	\$22.38	\$21,029	\$25,204	\$32,442	\$40,144	\$46,546
51-5113	Print Binding and Finishing Workers	#	#	\$14.57	\$30,315	2.21	\$10.33	\$11.29	\$13.44	\$17.50	\$21.29	\$21,488	\$23,483	\$27,947	\$36,408	\$44,291
51-6011	Laundry and Dry-Cleaning Workers	480	17.16	\$10.02	\$20,837	3.87	\$8.25	\$8.64	\$9.29	\$11.05	\$12.97	\$17,170	\$17,964	\$19,329	\$22,992	\$26,981
51-6021	Pressers, Textile, Garment, and Related Materials	60	24.3	#	#	#	#	#	#	#	#	#	#	#	#	#
51-6031	Sewing Machine Operators	80	15.95	\$12.75	\$26,529	7.75	\$8.47	\$9.17	\$11.39	\$14.74	\$20.56	\$17,611	\$19,068	\$23,700	\$30,651	\$42,759
51-6052	Tailors, Dressmakers, and Custom Sewers	50	36.92	\$14.30	\$29,739	9.53	\$9.66	\$10.95	\$13.24	\$16.36	\$21.58	\$20,089	\$22,779	\$27,549	\$34,037	\$44,889
51-7011	Cabinetmakers and Bench Carpenters	120	24.9	\$16.78	\$34,908	4.04	\$10.98	\$14.04	\$16.88	\$19.08	\$22.46	\$22,849	\$29,195	\$35,120	\$39,680	\$46,725
51-7021	Furniture Finishers	10	15.17	\$18.05	\$37,534	4.71	\$15.36	\$16.09	\$17.30	\$18.51	\$23.30	\$31,956	\$33,465	\$35,980	\$38,496	\$48,454
51-7041	Sawing Machine Setters, Operators, and Tenders, Wood	20	41.84	\$12.56	\$26,122	7.18	\$8.51	\$9.27	\$11.58	\$15.39	\$18.37	\$17,699	\$19,287	\$24,078	\$32,020	\$38,209
51-7042	Woodworking Machine Setters, Operators, and Tenders, Except Sawing	40	18	\$14.69	\$30,545	5.03	\$8.92	\$10.49	\$14.74	\$17.69	\$21.53	\$18,558	\$21,821	\$30,662	\$36,797	\$44,788
51-8021	Stationary Engineers and Boiler Operators	60	27.4	\$19.78	\$41,140	7.4	\$10.35	\$11.83	\$21.05	\$26.34	\$29.07	\$21,526	\$24,607	\$43,777	\$54,784	\$60,456
51-8031	Water and Wastewater Treatment Plant and System Operators	200	17.28	\$24.82	\$51,622	3.64	\$14.29	\$20.23	\$24.59	\$28.88	\$35.12	\$29,724	\$42,070	\$51,154	\$60,074	\$73,058
51-9032	Cutting and Slicing Machine Setters, Operators, and Tenders	30	28.84	\$16.09	\$33,465	2.17	\$11.40	\$14.44	\$16.48	\$18.12	\$19.91	\$23,713	\$30,039	\$34,280	\$37,690	\$41,407
51-9041	Extruding, Forming, Pressing, and Compacting Machine Setters, Operators, and Tenders	20	45.57	\$15.09	\$31,395	5.35	\$11.25	\$12.66	\$14.54	\$17.48	\$20.06	\$23,393	\$26,328	\$30,240	\$36,353	\$41,716
51-9061	Inspectors, Testers, Sorters, Samplers, and Weighers	530	14.72	\$14.83	\$30,843	5.1	\$8.54	\$9.42	\$14.00	\$17.59	\$21.78	\$17,770	\$19,602	\$29,123	\$36,587	\$45,302
51-9071	Jewelers and Precious Stone and Metal Workers	40	44.26	#	#	#	#	#	#	#	#	#	#	#	#	#
51-9081	Dental Laboratory Technicians	80	25.84	\$20.57	\$42,783	11	\$9.41	\$16.55	\$20.95	\$24.71	\$29.95	\$19,580	\$34,421	\$43,580	\$51,388	\$62,304
51-9083	Ophthalmic Laboratory Technicians	#	#	\$16.03	\$33,350	6.41	\$12.17	\$13.15	\$14.80	\$17.50	\$22.16	\$25,310	\$27,358	\$30,778	\$36,393	\$46,082
51-9111	Packaging and Filling Machine Operators and Tenders	110	40.28	\$10.17	\$21,146	5.27	\$8.28	\$8.69	\$9.39	\$11.32	\$13.52	\$17,217	\$18,082	\$19,521	\$23,543	\$28,116
51-9121	Coating, Painting, and Spraying Machine Setters, Operators, and Tenders	50	42.15	\$13.12	\$27,300	7.15	\$8.55	\$9.63	\$11.38	\$16.87	\$20.63	\$17,787	\$20,032	\$23,668	\$35,080	\$42,921
51-9122	Painters, Transportation Equipment	90	33.85	\$33.19	\$69,032	9.29	\$15.70	\$22.18	\$30.81	\$47.65	\$55.37	\$32,665	\$46,128	\$64,092	\$99,118	\$115,172
51-9151	Photographic Process Workers and Processing Machine Operators	#	#	\$11.28	\$23,452	3.42	\$9.15	\$10.05	\$10.98	\$11.91	\$14.31	\$19,030	\$20,898	\$22,839	\$24,779	\$29,770
51-9195	Molders, Shapers, and Casters, Except Metal and Plastic	50	38.22	\$23.69	\$49,283	19.62	\$12.43	\$16.12	\$21.07	\$28.38	\$42.43	\$25,860	\$33,523	\$43,821	\$59,025	\$88,250
51-9198	Helpers—Production Workers	160	21.06	\$12.43	\$25,844	3.48	\$8.64	\$9.61	\$12.34	\$14.06	\$16.65	\$17,964	\$19,988	\$25,672	\$29,248	\$34,632
51-9199	Production Workers, All Other	140	5.5	\$11.75	\$24,447	9.87	\$9.19	\$9.89	\$10.76	\$11.63	\$16.11	\$19,108	\$20,566	\$22,378	\$24,189	\$33,504
53-0000	Transportation and Material Moving Occupations	10440	4.5	\$15.05	\$31,296	2	\$8.72	\$10.01	\$13.22	\$17.76	\$23.37	\$18,130	\$20,831	\$27,492	\$36,937	\$48,604
53-1021	First-Line Supervisors of Helpers, Laborers, and Material Movers	170	21.99	\$21.77	\$45,273	4.6	\$15.34	\$17.18	\$21.10	\$25.63	\$28.91	\$31,906	\$35,741	\$43,888	\$53,316	\$60,131
53-1031	First-Line Supervisors of Transportation and Material-Moving Mach	180	17.04	\$25.59	\$53,229	4.56	\$13.59	\$17.38	\$25.32	\$33.10	\$37.31	\$28,258	\$36,149	\$52,671	\$68,858	\$77,614

Data unavailable

Occupational Code	Occupational Title	Employment Estimate	Employment Percentage Relative Standard Error	Average Hourly Wage	Average Annual Wage	Wage Percentage Relative Standard Error	10th Percentile (Hourly)	25th Percentile (Hourly)	50th Percentile (Hourly)	75th Percentile (Hourly)	90th Percentile (Hourly)	10th Percentile (Annual)	25th Percentile (Annual)	50th Percentile (Annual)	75th Percentile (Annual)	90th Percentile (Annual)
53-2012	Commercial Pilots	90	47.93	#	\$66,411	6.7	#	#	#	#	#	\$41,742	\$54,699	\$67,252	\$77,098	\$91,186
53-3021	Bus Drivers, Transit and Intercity	310	26.57	\$15.88	\$33,035	8.61	\$10.00	\$12.01	\$14.92	\$20.23	\$22.62	\$20,798	\$24,974	\$31,039	\$42,069	\$47,047
53-3022	Bus Drivers, School or Special Client	770	5.76	\$13.68	\$28,462	1.92	\$10.58	\$12.14	\$13.45	\$14.77	\$17.59	\$22,007	\$25,247	\$27,981	\$30,731	\$36,578
53-3031	Driver/Sales Workers	1060	30.75	\$11.07	\$23,025	9.7	\$8.21	\$8.52	\$9.04	\$10.26	\$15.89	\$17,074	\$17,726	\$18,811	\$21,348	\$33,052
53-3032	Heavy and Tractor-Trailer Truck Drivers	1450	8.32	\$18.92	\$39,343	2.76	\$13.10	\$15.55	\$18.40	\$22.30	\$25.81	\$27,245	\$32,336	\$38,280	\$46,377	\$53,691
53-3033	Light Truck or Delivery Services Drivers	1470	10.66	\$14.73	\$30,636	9.3	\$8.95	\$10.36	\$12.78	\$15.98	\$28.99	\$18,613	\$21,552	\$26,579	\$33,236	\$60,299
53-3041	Taxi Drivers and Chauffeurs	170	22.47	\$11.36	\$23,633	3.57	\$8.53	\$9.32	\$10.55	\$12.08	\$15.83	\$17,748	\$19,386	\$21,948	\$25,121	\$32,921
53-3099	Motor Vehicle Operators, All Other	150	24.56	\$13.98	\$29,081	11.57	\$9.38	\$10.28	\$11.73	\$18.24	\$19.86	\$19,507	\$21,386	\$24,397	\$37,949	\$41,312
53-6021	Parking Lot Attendants	210	10.05	\$11.37	\$23,640	4.84	\$8.53	\$9.34	\$11.00	\$13.19	\$14.84	\$17,751	\$19,424	\$22,882	\$27,445	\$30,861
53-6041	Traffic Technicians	20	10.13	\$28.86	\$60,027	6.42	\$24.35	\$25.73	\$28.02	\$30.31	\$38.55	\$50,655	\$53,516	\$58,285	\$63,055	\$80,190
53-6051	Transportation Inspectors	20	13.5	\$26.00	\$54,074	5.83	\$19.98	\$20.87	\$24.56	\$28.84	\$32.27	\$41,552	\$43,417	\$51,088	\$59,978	\$67,118
53-6099	Transportation Workers, All Other	#	#	\$15.21	\$31,640	5.31	\$10.50	\$11.96	\$14.43	\$18.25	\$21.39	\$21,849	\$24,874	\$30,008	\$37,950	\$44,495
53-7051	Industrial Truck and Tractor Operators	320	11.64	\$14.07	\$29,268	2.85	\$8.89	\$10.53	\$13.81	\$17.17	\$19.31	\$18,500	\$21,905	\$28,717	\$35,710	\$40,175
53-7061	Cleaners of Vehicles and Equipment	560	16.63	\$11.10	\$23,081	3.09	\$8.51	\$9.29	\$10.74	\$12.48	\$14.28	\$17,705	\$19,317	\$22,339	\$25,964	\$29,703
53-7062	Laborers and Freight, Stock, and Material Movers, Hand	2220	7.35	\$13.27	\$27,593	3.2	\$8.73	\$9.88	\$12.49	\$15.06	\$20.23	\$18,160	\$20,560	\$25,974	\$31,326	\$42,085
53-7064	Packers and Packagers, Hand	550	13.67	\$10.74	\$22,338	3.23	\$8.28	\$8.71	\$9.41	\$12.30	\$15.61	\$17,228	\$18,109	\$19,577	\$25,574	\$32,467
53-7081	Refuse and Recyclable Material Collectors	220	20.72	\$16.63	\$34,595	9.66	\$9.24	\$12.18	\$16.38	\$20.22	\$24.75	\$19,219	\$25,344	\$34,071	\$42,048	\$51,480

Data unavailable

Occupational Code	Occupational Title	Employment Estimate	Employment Percentage Relative Standard Error	Average Hourly Wage	Average Annual Wage	Wage Percentage Relative Standard Error	10th Percentile (Hourly)	25th Percentile (Hourly)	50th Percentile (Hourly)	75th Percentile (Hourly)	90th Percentile (Hourly)	10th Percentile (Annual)	25th Percentile (Annual)	50th Percentile (Annual)	75th Percentile (Annual)	90th Percentile (Annual)
00-0000	Total all occupations	1325430	0.54	\$25.51	\$53,056	0.88	\$9.14	\$12.32	\$19.41	\$31.78	\$48.40	\$19,002	\$25,626	\$40,368	\$66,097	\$100,666
11-0000	Management Occupations	62750	1.73	\$60.88	\$126,638	0.97	\$26.65	\$37.63	\$54.13	\$75.04	\$93.83	\$55,425	\$78,280	\$112,581	\$156,086	\$195,171
11-1011	Chief Executives	680	10.11	\$105.54	\$219,530	5.2	\$49.53	\$73.47	\$93.85	\$100.01	\$100.97	\$103,027	\$152,821	\$195,208	\$208,016	\$210,009
11-1021	General and Operations Managers	22870	2.53	\$64.10	\$133,331	1.5	\$25.23	\$35.95	\$53.74	\$84.12	\$95.41	\$52,481	\$74,781	\$111,782	\$174,974	\$198,453
11-1031	Legislators	110	11.79	#	\$80,446	15.31	#	#	#	#	#	\$17,985	\$20,439	\$66,197	\$91,311	\$191,157
11-2011	Advertising and Promotions Managers	350	46.03	\$58.10	\$120,838	5.7	\$27.67	\$38.53	\$60.35	\$69.40	\$91.88	\$57,554	\$80,148	\$125,529	\$144,347	\$191,107
11-2021	Marketing Managers	1880	8.69	\$67.90	\$141,228	3.15	\$33.38	\$47.28	\$63.19	\$83.69	\$94.13	\$69,429	\$98,348	\$131,444	\$174,081	\$195,797
11-2022	Sales Managers	3210	6.12	\$63.50	\$132,088	3.13	\$27.23	\$38.36	\$57.97	\$77.78	\$94.22	\$56,647	\$79,795	\$120,581	\$161,782	\$195,970
11-2031	Public Relations and Fundraising Managers	520	4.66	\$65.37	\$135,964	2.53	\$35.93	\$45.71	\$61.94	\$77.60	\$93.70	\$74,737	\$95,079	\$128,845	\$161,404	\$194,887
11-3011	Administrative Services Managers	1410	4.98	\$51.62	\$107,379	2.07	\$25.86	\$35.32	\$48.63	\$61.87	\$79.80	\$53,779	\$73,461	\$101,141	\$128,683	\$165,994
11-3021	Computer and Information Systems Managers	3970	5.38	\$73.73	\$153,358	2.13	\$46.81	\$56.76	\$68.81	\$84.98	\$93.84	\$97,355	\$118,065	\$143,127	\$176,749	\$195,190
11-3031	Financial Managers	3920	6.49	\$73.42	\$152,721	2.11	\$39.85	\$52.00	\$65.76	\$87.96	\$96.25	\$82,896	\$108,152	\$136,789	\$182,948	\$200,190
11-3051	Industrial Production Managers	660	6.91	\$52.57	\$109,345	3.57	\$28.00	\$36.63	\$47.62	\$64.54	\$85.07	\$58,238	\$76,183	\$99,058	\$134,238	\$176,950
11-3061	Purchasing Managers	570	7.08	\$61.50	\$127,920	1.84	\$40.98	\$50.39	\$59.45	\$71.11	\$84.92	\$85,245	\$104,804	\$123,665	\$147,913	\$176,633
11-3071	Transportation, Storage, and Distribution Managers	850	6.51	\$50.91	\$105,885	4.29	\$25.60	\$32.90	\$46.28	\$60.19	\$85.19	\$53,252	\$68,434	\$96,271	\$125,204	\$177,195
11-3111	Compensation and Benefits Managers	160	14.48	\$64.03	\$133,177	6.42	\$33.12	\$47.10	\$62.55	\$74.47	\$92.67	\$68,885	\$97,973	\$130,109	\$154,888	\$192,751
11-3121	Human Resources Managers	1000	5.35	\$67.98	\$141,406	2.04	\$41.57	\$50.14	\$62.21	\$80.30	\$93.75	\$86,464	\$104,283	\$129,402	\$167,016	\$195,003
11-3131	Training and Development Managers	260	8.45	\$55.21	\$114,829	3.31	\$34.06	\$40.46	\$51.73	\$65.64	\$81.19	\$70,845	\$84,154	\$107,595	\$136,524	\$168,884
11-9021	Construction Managers	3560	8.49	\$43.57	\$90,631	4.2	\$24.68	\$30.95	\$40.83	\$54.21	\$66.92	\$51,331	\$64,369	\$84,928	\$112,758	\$139,189
11-9031	Education Administrators, Preschool and Childcare Center/Program	460	24.67	\$22.25	\$46,270	7.22	\$12.75	\$15.06	\$18.50	\$27.59	\$35.53	\$26,521	\$31,332	\$38,474	\$57,378	\$73,903
11-9032	Education Administrators, Elementary and Secondary School	2070	0.84	#	\$87,498	1.3	#	#	#	#	#	\$65,054	\$76,296	\$88,144	\$98,984	\$115,077
11-9033	Education Administrators, Postsecondary	1210	3.42	\$42.24	\$87,861	2.8	\$23.59	\$29.08	\$37.41	\$48.63	\$67.28	\$49,068	\$60,483	\$77,803	\$101,151	\$139,942
11-9039	Education Administrators, All Other	160	23.19	\$36.31	\$75,528	5.88	\$21.93	\$25.82	\$30.82	\$43.68	\$58.78	\$45,621	\$53,702	\$64,096	\$90,845	\$122,264
11-9041	Architectural and Engineering Managers	2040	5.58	\$76.88	\$159,921	1.99	\$53.08	\$61.47	\$71.91	\$87.75	\$94.35	\$110,396	\$127,852	\$149,568	\$182,517	\$196,253
11-9051	Food Service Managers	1110	18.34	\$29.79	\$61,969	4.94	\$16.22	\$18.19	\$31.10	\$36.13	\$43.45	\$33,743	\$37,846	\$64,684	\$75,147	\$90,382
11-9061	Funeral Service Managers	50	26.42	\$32.00	\$66,552	8.99	\$20.35	\$26.10	\$32.68	\$36.35	\$44.40	\$42,329	\$54,298	\$67,974	\$75,617	\$92,346
11-9071	Gaming Managers	30	2	\$31.73	\$66,004	3.35	\$20.60	\$22.95	\$28.34	\$36.77	\$45.50	\$42,851	\$47,745	\$58,943	\$76,481	\$94,642
11-9081	Lodging Managers	230	33.55	\$35.35	\$73,533	18.86	\$18.77	\$20.83	\$25.05	\$31.18	\$64.07	\$39,042	\$43,318	\$52,108	\$64,856	\$133,272
11-9111	Medical and Health Services Managers	2090	4.58	\$56.58	\$117,685	2.2	\$33.83	\$41.34	\$52.74	\$67.06	\$84.20	\$70,359	\$85,990	\$109,707	\$139,477	\$175,126
11-9121	Natural Sciences Managers	580	5.63	\$62.04	\$129,051	3.3	\$45.48	\$50.43	\$57.10	\$69.15	\$83.65	\$94,607	\$104,891	\$118,774	\$143,830	\$173,997
11-9131	Postmasters and Mail Superintendents	50	0	\$35.67	\$74,202	1.38	\$25.14	\$28.46	\$33.26	\$43.28	\$49.39	\$52,301	\$59,202	\$69,191	\$90,017	\$102,733
11-9141	Property, Real Estate, and Community Association Managers	1400	13.69	\$43.81	\$91,134	6.24	\$19.65	\$23.63	\$34.06	\$54.72	\$86.11	\$40,871	\$49,154	\$70,842	\$113,815	\$179,102
11-9151	Social and Community Service Managers	610	9.54	\$34.70	\$72,184	3.66	\$19.03	\$24.28	\$30.73	\$42.86	\$56.68	\$39,578	\$50,500	\$63,926	\$89,159	\$117,891
11-9161	Emergency Management Directors	40	5.68	\$36.88	\$76,706	2.43	\$24.39	\$27.89	\$38.93	\$44.37	\$48.75	\$50,725	\$58,018	\$80,972	\$92,295	\$101,392
11-9199	Managers, All Other	4640	3.11	\$61.33	\$127,559	1.83	\$34.89	\$45.60	\$57.11	\$71.46	\$91.84	\$72,563	\$94,840	\$118,782	\$148,637	\$191,018
13-0000	Business and Financial Operations Occupations	106190	1.78	\$36.80	\$76,550	0.95	\$19.00	\$24.91	\$33.53	\$44.40	\$57.73	\$39,512	\$51,817	\$69,740	\$92,349	\$120,074
13-1011	Agents and Business Managers of Artists, Performers, and Athletes	30	12.42	\$24.55	\$51,070	16.71	\$10.84	\$14.38	\$20.55	\$31.04	\$41.58	\$22,542	\$29,909	\$42,750	\$64,564	\$86,482
13-1021	Buyers and Purchasing Agents, Farm Products	70	20.79	\$29.24	\$60,814	3.62	\$18.15	\$21.91	\$28.80	\$35.37	\$42.04	\$37,747	\$45,574	\$59,914	\$73,572	\$87,447
13-1022	Wholesale and Retail Buyers, Except Farm Products	970	11.21	\$25.67	\$53,403	3.49	\$14.87	\$17.49	\$23.01	\$31.24	\$38.77	\$30,939	\$36,381	\$47,866	\$64,989	\$80,648
13-1023	Purchasing Agents, Except Wholesale, Retail, and Farm Products	3540	4.81	\$32.90	\$68,426	1.85	\$19.59	\$24.73	\$30.92	\$40.63	\$48.32	\$40,740	\$51,431	\$64,323	\$84,514	\$100,515
13-1031	Claims Adjusters, Examiners, and Investigators	2890	11.92	\$32.33	\$67,257	2.84	\$20.65	\$25.60	\$31.54	\$38.80	\$45.75	\$42,960	\$53,240	\$65,597	\$80,703	\$95,169
13-1032	Insurance Appraisers, Auto Damage	60	19.53	\$34.94	\$72,672	5.38	\$18.64	\$29.94	\$35.90	\$42.07	\$46.77	\$38,765	\$62,267	\$74,668	\$87,504	\$97,280
13-1041	Compliance Officers, Except Agriculture, Construction, Health and Safety, and Transportation	2990	5.06	\$34.42	\$71,598	1.65	\$20.74	\$25.50	\$32.64	\$41.83	\$51.42	\$43,130	\$53,047	\$67,882	\$87,010	\$106,951
13-1051	Cost Estimators	2950	7.09	\$31.95	\$66,450	2.13	\$17.55	\$22.47	\$31.24	\$39.68	\$47.86	\$36,504	\$46,744	\$64,981	\$82,540	\$99,548

Data unavailable

Occupational Code	Occupational Title	Employment Estimate	Employment Percentage Relative Standard Error	Average Hourly Wage	Average Annual Wage	Wage Percentage Relative Standard Error	10th Percentile (Hourly)	25th Percentile (Hourly)	50th Percentile (Hourly)	75th Percentile (Hourly)	90th Percentile (Hourly)	10th Percentile (Annual)	25th Percentile (Annual)	50th Percentile (Annual)	75th Percentile (Annual)	90th Percentile (Annual)
13-1071	Human Resources Specialists	6150	4.6	\$32.48	\$67,557	1.17	\$18.34	\$23.24	\$30.53	\$39.82	\$49.74	\$38,138	\$48,349	\$63,512	\$82,822	\$103,466
13-1075	Labor Relations Specialists	440	38.63	\$32.69	\$67,990	10.07	\$9.58	\$25.12	\$32.37	\$42.61	\$48.01	\$19,934	\$52,258	\$67,327	\$88,626	\$99,854
13-1081	Logisticians	1640	6.3	\$38.51	\$80,094	2.82	\$24.19	\$28.45	\$35.57	\$46.00	\$61.01	\$50,316	\$59,184	\$73,983	\$95,680	\$126,899
13-1111	Management Analysts	5490	6.22	\$43.91	\$91,328	3.94	\$22.46	\$28.84	\$38.25	\$52.08	\$78.73	\$46,720	\$59,986	\$79,560	\$108,326	\$163,748
13-1121	Meeting, Convention, and Event Planners	1230	9.55	\$22.26	\$46,304	4.25	\$11.44	\$15.52	\$20.84	\$27.50	\$35.75	\$23,797	\$32,285	\$43,353	\$57,192	\$74,367
13-1131	Fundraisers	600	9.71	\$28.66	\$59,622	2.75	\$16.49	\$21.21	\$27.61	\$35.51	\$43.65	\$34,307	\$44,114	\$57,435	\$73,854	\$90,783
13-1141	Compensation, Benefits, and Job Analysis Specialists	700	4.92	\$34.70	\$72,180	1.53	\$21.57	\$26.70	\$33.62	\$41.75	\$49.92	\$44,862	\$55,528	\$69,926	\$86,841	\$103,840
13-1151	Training and Development Specialists	3280	5.3	\$31.09	\$64,658	1.31	\$17.50	\$22.81	\$30.52	\$37.46	\$45.81	\$36,407	\$47,453	\$63,473	\$77,920	\$95,280
13-1161	Market Research Analysts and Marketing Specialists	7780	5.7	\$39.54	\$82,236	4.54	\$19.09	\$24.99	\$34.05	\$46.48	\$66.78	\$39,716	\$51,977	\$70,829	\$96,669	\$138,894
13-1199	Business Operations Specialists, All Other	26910	2.57	\$37.85	\$78,734	1.65	\$18.95	\$25.52	\$35.49	\$46.62	\$60.36	\$39,416	\$53,080	\$73,809	\$96,960	\$125,548
13-2011	Accountants and Auditors	21620	3.38	\$37.01	\$76,987	1.28	\$20.31	\$25.52	\$33.99	\$44.70	\$57.02	\$42,239	\$53,081	\$70,690	\$92,975	\$118,611
13-2021	Appraisers and Assessors of Real Estate	1050	18.65	\$30.22	\$62,849	11.96	\$11.00	\$17.50	\$29.47	\$42.19	\$47.95	\$22,881	\$36,393	\$61,289	\$87,746	\$99,728
13-2031	Budget Analysts	560	2.79	\$36.83	\$76,610	1.29	\$25.21	\$29.98	\$36.58	\$43.12	\$49.40	\$52,441	\$62,359	\$76,089	\$89,697	\$102,760
13-2041	Credit Analysts	1140	12.37	\$35.36	\$73,542	6.33	\$20.20	\$25.08	\$31.18	\$42.32	\$58.12	\$42,010	\$52,174	\$64,845	\$88,020	\$120,895
13-2051	Financial Analysts	2920	22.52	\$49.64	\$103,246	10.47	\$24.88	\$30.18	\$35.81	\$55.68	\$92.03	\$51,745	\$62,776	\$74,477	\$115,813	\$191,420
13-2052	Personal Financial Advisors	2160	16.92	\$51.66	\$107,455	9.51	\$22.73	\$31.28	\$38.97	\$55.75	\$95.62	\$47,272	\$65,072	\$81,063	\$115,950	\$198,892
13-2053	Insurance Underwriters	960	15.04	\$35.27	\$73,365	3.73	\$21.28	\$26.10	\$33.61	\$43.60	\$53.67	\$44,260	\$54,291	\$69,913	\$90,689	\$111,630
13-2061	Financial Examiners	480	7.04	\$39.95	\$83,092	3.31	\$23.86	\$27.56	\$34.87	\$49.80	\$67.74	\$49,634	\$57,330	\$72,533	\$103,586	\$140,909
13-2071	Credit Counselors	170	33.83	\$32.66	\$67,937	8.35	\$18.37	\$21.72	\$29.42	\$41.96	\$47.07	\$38,218	\$45,180	\$61,189	\$87,277	\$97,915
13-2072	Loan Officers	3450	7.48	\$36.23	\$75,368	4.25	\$10.48	\$21.28	\$32.34	\$44.53	\$65.80	\$21,806	\$44,266	\$67,273	\$92,619	\$136,873
13-2081	Tax Examiners and Collectors, and Revenue Agents	610	0.04	\$30.75	\$63,964	1.09	\$19.16	\$20.73	\$27.36	\$38.89	\$48.32	\$39,847	\$43,120	\$56,910	\$80,899	\$100,514
13-2082	Tax Preparers	#	#	\$26.41	\$54,925	17.69	\$10.13	\$11.06	\$21.38	\$35.86	\$54.28	\$21,067	\$23,010	\$44,462	\$74,585	\$112,894
13-2099	Financial Specialists, All Other	2470	10.94	\$32.67	\$67,947	3.74	\$13.70	\$24.26	\$31.71	\$40.90	\$51.00	\$28,502	\$50,458	\$65,951	\$85,074	\$106,086
15-0000	Computer and Mathematical Occupations	61660	2.55	\$43.47	\$90,408	1.44	\$22.85	\$31.36	\$41.86	\$54.04	\$66.85	\$47,532	\$65,220	\$87,066	\$112,398	\$139,043
15-1111	Computer and Information Research Scientists	50	28.37	\$42.10	\$87,566	8.4	\$20.33	\$26.14	\$46.61	\$55.25	\$67.54	\$42,283	\$54,367	\$96,959	\$114,921	\$140,480
15-1121	Computer Systems Analysts	6610	10.15	\$46.48	\$96,672	7.33	\$27.40	\$32.80	\$40.62	\$53.35	\$69.98	\$56,994	\$68,224	\$84,490	\$110,977	\$145,548
15-1122	Information Security Analysts	1030	14.54	\$45.33	\$94,285	1.78	\$29.94	\$37.52	\$44.77	\$54.44	\$62.85	\$62,267	\$78,051	\$93,126	\$113,231	\$130,719
15-1131	Computer Programmers	2810	8.45	\$46.46	\$96,634	6.49	\$26.39	\$32.82	\$41.61	\$56.59	\$81.71	\$54,891	\$68,267	\$86,542	\$117,705	\$169,957
15-1132	Software Developers, Applications	14810	6.57	\$48.92	\$101,762	1.75	\$31.00	\$38.51	\$48.14	\$58.82	\$70.64	\$64,472	\$80,104	\$100,140	\$122,346	\$146,928
15-1133	Software Developers, Systems Software	7010	6.45	\$49.65	\$103,269	2.4	\$30.82	\$39.26	\$48.71	\$59.24	\$72.00	\$64,104	\$81,657	\$101,327	\$123,222	\$149,769
15-1134	Web Developers	1630	15.83	\$31.71	\$65,958	3.45	\$19.12	\$21.86	\$27.80	\$38.86	\$52.63	\$39,777	\$45,472	\$57,824	\$80,836	\$109,471
15-1141	Database Administrators	1590	10.1	\$46.85	\$97,455	3.09	\$26.70	\$37.21	\$47.72	\$56.38	\$67.27	\$55,533	\$77,403	\$99,261	\$117,273	\$139,929
15-1142	Network and Computer Systems Administrators	6670	4.19	\$39.70	\$82,576	0.97	\$24.39	\$31.13	\$39.67	\$47.59	\$56.75	\$50,725	\$64,760	\$82,522	\$98,986	\$118,039
15-1143	Computer Network Architects	2930	11.32	\$49.56	\$103,091	1.96	\$29.30	\$38.72	\$49.95	\$59.46	\$71.47	\$60,937	\$80,533	\$103,896	\$123,679	\$148,660
15-1151	Computer User Support Specialists	7900	5.14	\$27.55	\$57,294	1.85	\$16.71	\$20.34	\$25.83	\$33.81	\$41.93	\$34,752	\$42,312	\$53,721	\$70,315	\$87,218
15-1152	Computer Network Support Specialists	2070	7.44	\$33.96	\$70,645	3.19	\$20.01	\$23.99	\$32.30	\$42.50	\$52.44	\$41,626	\$49,891	\$67,194	\$88,406	\$109,076
15-1199	Computer Occupations, All Other	5260	5.95	\$44.19	\$91,905	2.75	\$25.31	\$33.78	\$44.23	\$54.48	\$64.11	\$52,645	\$70,270	\$91,996	\$113,319	\$133,358
15-2011	Actuaries	450	49.34	#	#	#	#	#	#	#	#	#	#	#	#	#
15-2031	Operations Research Analysts	460	13.27	\$37.69	\$78,394	2.07	\$24.06	\$29.10	\$36.57	\$45.45	\$55.04	\$50,054	\$60,519	\$76,062	\$94,537	\$114,473
15-2041	Statisticians	340	14.18	\$36.85	\$76,652	2.75	\$24.38	\$29.42	\$36.66	\$44.37	\$49.39	\$50,701	\$61,191	\$76,261	\$92,280	\$102,728
15-2099	Mathematical Science Occupations, All Other	20	11.83	\$39.89	\$82,967	6.37	\$24.08	\$30.84	\$39.15	\$45.48	\$66.28	\$50,083	\$64,152	\$81,432	\$94,599	\$137,859
17-0000	Architecture and Engineering Occupations	33620	2.73	\$42.46	\$88,321	1.46	\$22.39	\$29.85	\$39.25	\$52.01	\$66.59	\$46,577	\$62,096	\$81,643	\$108,176	\$138,510
17-1011	Architects, Except Landscape and Naval	1910	7.47	\$36.37	\$75,647	3.78	\$21.00	\$25.94	\$36.71	\$44.44	\$52.57	\$43,685	\$53,961	\$76,365	\$92,432	\$109,352
17-1012	Landscape Architects	350	35.51	\$37.36	\$77,709	2.96	\$26.84	\$31.12	\$36.04	\$44.39	\$51.72	\$55,821	\$64,725	\$74,959	\$92,325	\$107,583
17-1021	Cartographers and Photogrammetrists	420	13.05	\$34.98	\$72,765	3.87	\$22.08	\$27.60	\$34.95	\$42.56	\$47.12	\$45,930	\$57,418	\$72,696	\$88,522	\$98,001
17-1022	Surveyors	540	12.7	\$26.35	\$54,811	5.28	\$13.97	\$18.48	\$25.43	\$33.22	\$39.29	\$29,054	\$38,438	\$52,897	\$69,089	\$81,714
17-2011	Aerospace Engineers	1500	20.27	\$56.13	\$116,751	9.2	\$34.91	\$43.12	\$53.53	\$64.84	\$77.41	\$72,606	\$89,680	\$111,345	\$134,869	\$161,002
17-2031	Biomedical Engineers	230	13.36	\$42.66	\$88,741	2.93	\$27.77	\$36.21	\$42.67	\$51.07	\$57.74	\$57,761	\$75,319	\$88,754	\$106,220	\$120,089

Data unavailable

Occupational Code	Occupational Title	Employment Estimate	Employment Percentage Relative Standard Error	Average Hourly Wage	Average Annual Wage	Wage Percentage Relative Standard Error	10th Percentile (Hourly)	25th Percentile (Hourly)	50th Percentile (Hourly)	75th Percentile (Hourly)	90th Percentile (Hourly)	10th Percentile (Annual)	25th Percentile (Annual)	50th Percentile (Annual)	75th Percentile (Annual)	90th Percentile (Annual)
17-2041	Chemical Engineers	320	15	\$44.56	\$92,681	4.17	\$20.99	\$32.92	\$42.23	\$58.20	\$71.19	\$43,655	\$68,468	\$87,839	\$121,062	\$148,079
17-2051	Civil Engineers	4010	8.36	\$42.11	\$87,579	2.01	\$26.11	\$31.61	\$39.33	\$50.12	\$61.06	\$54,316	\$65,756	\$81,799	\$104,240	\$126,994
17-2061	Computer Hardware Engineers	#	#	\$45.71	\$95,079	6.21	\$22.41	\$34.27	\$46.32	\$66.77	\$88.63	\$46,615	\$71,291	\$96,350	\$118,083	\$142,754
17-2071	Electrical Engineers	2270	8.65	\$46.18	\$96,061	1.92	\$28.79	\$35.42	\$44.34	\$55.18	\$66.99	\$59,875	\$73,663	\$92,218	\$114,774	\$139,339
17-2072	Electronics Engineers, Except Computer	3090	9.26	\$46.28	\$96,266	2.98	\$30.19	\$35.25	\$44.18	\$56.88	\$69.26	\$62,795	\$73,319	\$91,895	\$118,301	\$144,060
17-2081	Environmental Engineers	#	#	\$42.06	\$87,479	4.33	\$25.81	\$32.09	\$40.70	\$51.39	\$57.98	\$53,689	\$66,754	\$84,661	\$106,893	\$120,605
17-2111	Health and Safety Engineers, Except Mining Safety Engineers and Inspectors	270	23.67	\$48.24	\$100,349	2.45	\$32.69	\$39.13	\$47.62	\$58.35	\$67.41	\$68,005	\$81,400	\$99,047	\$121,374	\$140,205
17-2112	Industrial Engineers	1400	7.85	\$43.02	\$89,477	1.8	\$26.65	\$34.10	\$42.54	\$51.35	\$60.35	\$55,428	\$70,937	\$88,477	\$106,802	\$125,522
17-2131	Materials Engineers	350	29.84	\$49.49	\$102,949	4.05	\$30.84	\$37.92	\$50.88	\$58.24	\$70.65	\$64,152	\$78,878	\$105,839	\$121,148	\$146,951
17-2141	Mechanical Engineers	3940	8.63	\$42.74	\$88,909	3.33	\$25.24	\$31.95	\$39.87	\$53.05	\$66.30	\$52,493	\$66,449	\$82,920	\$110,343	\$137,906
17-2151	Mining and Geological Engineers, Including Mining Safety Engineers	440	29.94	#	#	#	#	#	#	#	#	#	#	#	#	#
17-2171	Petroleum Engineers	1450	13.35	\$77.37	\$160,938	4.23	\$40.83	\$52.23	\$70.87	\$91.66	\$94.66	\$84,920	\$108,648	\$147,400	\$190,649	\$196,888
17-2199	Engineers, All Other	880	10.86	\$47.76	\$99,345	2.29	\$30.46	\$37.92	\$46.90	\$57.11	\$68.52	\$63,347	\$78,874	\$97,558	\$118,784	\$142,523
17-3011	Architectural and Civil Drafters	1140	14.51	\$27.90	\$58,022	4.64	\$16.86	\$20.76	\$26.17	\$33.63	\$42.03	\$35,066	\$43,174	\$54,434	\$69,947	\$87,412
17-3012	Electrical and Electronics Drafters	510	17.45	\$31.88	\$66,312	5.04	\$19.18	\$23.57	\$29.18	\$38.15	\$48.86	\$39,898	\$49,029	\$60,689	\$79,357	\$101,629
17-3013	Mechanical Drafters	580	17.37	\$27.52	\$57,247	4.17	\$16.61	\$19.75	\$25.77	\$33.12	\$40.29	\$34,551	\$41,088	\$53,601	\$68,900	\$83,799
17-3019	Drafters, All Other	190	24.56	\$27.77	\$57,766	2.49	\$17.86	\$22.15	\$27.71	\$33.21	\$37.30	\$37,158	\$46,070	\$57,643	\$69,069	\$77,590
17-3021	Aerospace Engineering and Operations Technicians	#	#	\$35.50	\$73,835	4.69	\$23.61	\$29.07	\$37.99	\$42.52	\$45.26	\$49,101	\$60,470	\$79,029	\$88,451	\$94,145
17-3022	Civil Engineering Technicians	560	15.37	\$25.43	\$52,885	3.95	\$15.52	\$19.74	\$25.16	\$30.09	\$34.59	\$32,285	\$41,068	\$52,330	\$62,598	\$71,940
17-3023	Electrical and Electronics Engineering Technicians	1100	14.62	\$30.85	\$64,165	2.08	\$20.01	\$25.92	\$31.17	\$35.94	\$41.33	\$41,613	\$53,914	\$64,830	\$74,756	\$85,965
17-3024	Electro-Mechanical Technicians	10	29.69	\$21.42	\$44,559	9.64	\$15.27	\$17.30	\$20.39	\$25.08	\$29.77	\$31,756	\$35,981	\$42,408	\$52,174	\$61,913
17-3025	Environmental Engineering Technicians	390	47.54	\$27.97	\$58,185	10.91	\$16.75	\$21.07	\$26.71	\$37.37	\$42.95	\$34,830	\$43,834	\$55,553	\$77,730	\$89,342
17-3026	Industrial Engineering Technicians	150	20.47	\$25.51	\$53,059	5.69	\$14.10	\$17.23	\$22.53	\$32.39	\$42.86	\$29,333	\$35,838	\$46,856	\$67,365	\$89,153
17-3027	Mechanical Engineering Technicians	210	18.7	\$28.60	\$59,488	4.32	\$14.50	\$20.03	\$28.68	\$36.55	\$43.74	\$30,168	\$41,666	\$59,662	\$76,033	\$90,983
17-3029	Engineering Technicians, Except Drafters, All Other	930	17.09	\$36.48	\$75,872	5.14	\$21.67	\$28.37	\$35.15	\$42.58	\$48.73	\$45,082	\$59,007	\$73,102	\$88,564	\$101,348
17-3031	Surveying and Mapping Technicians	#	#	\$24.82	\$51,627	3.21	\$16.65	\$20.28	\$23.44	\$28.63	\$34.85	\$34,630	\$42,191	\$48,756	\$59,552	\$72,481
19-0000	Life, Physical, and Social Science Occupations	14480	3.45	\$35.40	\$73,641	3.33	\$16.31	\$22.00	\$31.15	\$45.34	\$59.30	\$33,935	\$45,770	\$64,786	\$94,310	\$123,337
19-1012	Food Scientists and Technologists	160	11.73	\$35.27	\$73,357	4.79	\$20.17	\$24.12	\$33.53	\$44.08	\$56.37	\$41,960	\$50,167	\$69,744	\$91,686	\$117,246
19-1013	Soil and Plant Scientists	140	48.04	\$20.53	\$42,695	18	\$12.74	\$14.18	\$16.78	\$22.74	\$34.66	\$26,501	\$29,499	\$34,899	\$47,297	\$72,088
19-1021	Biochemists and Biophysicists	130	8.18	\$42.81	\$89,053	6.65	\$21.15	\$26.78	\$37.52	\$55.74	\$73.74	\$43,989	\$55,708	\$78,044	\$115,940	\$153,373
19-1022	Microbiologists	230	19.57	\$33.88	\$70,465	3.92	\$20.63	\$25.31	\$30.10	\$39.78	\$50.51	\$42,904	\$52,650	\$62,599	\$82,740	\$105,060
19-1023	Zoologists and Wildlife Biologists	170	26.04	\$31.34	\$65,181	2.85	\$19.79	\$23.53	\$28.17	\$38.16	\$46.62	\$41,166	\$48,938	\$58,589	\$79,369	\$96,968
19-1029	Biological Scientists, All Other	150	9.22	\$37.12	\$77,214	3.77	\$25.55	\$29.92	\$38.25	\$43.03	\$50.62	\$53,147	\$62,229	\$79,552	\$89,493	\$105,299
19-1031	Conservation Scientists	240	37.6	\$33.08	\$68,815	3.82	\$20.46	\$23.22	\$29.23	\$40.54	\$53.53	\$42,555	\$48,293	\$60,808	\$84,331	\$111,344
19-1032	Foresters	30	6.65	\$28.71	\$59,711	2.89	\$17.59	\$24.60	\$28.43	\$34.18	\$38.44	\$36,596	\$51,178	\$59,145	\$71,099	\$79,957
19-1041	Epidemiologists	180	32.59	\$43.25	\$89,951	19.07	\$25.85	\$29.73	\$35.27	\$64.03	\$70.45	\$53,769	\$61,841	\$73,370	\$133,188	\$146,543
19-1042	Medical Scientists, Except Epidemiologists	920	5.84	\$30.42	\$63,277	4.55	\$18.71	\$21.61	\$27.57	\$35.53	\$46.81	\$38,926	\$44,948	\$57,346	\$73,899	\$97,361
19-2012	Physicists	150	31.28	#	#	#	#	#	#	#	#	#	#	#	#	#
19-2021	Atmospheric and Space Scientists	40	36.83	\$37.73	\$78,475	4.28	\$26.88	\$30.07	\$37.92	\$44.15	\$49.64	\$55,908	\$62,551	\$78,879	\$91,839	\$103,249
19-2031	Chemists	810	12.83	\$37.78	\$78,589	4.83	\$19.10	\$26.13	\$37.05	\$49.74	\$57.17	\$39,720	\$54,353	\$77,071	\$103,469	\$118,917
19-2032	Materials Scientists	70	25.88	\$43.96	\$91,435	3.33	\$29.16	\$36.59	\$45.95	\$53.33	\$57.23	\$60,658	\$76,116	\$95,580	\$110,931	\$119,044
19-2041	Environmental Scientists and Specialists, Including Health	1590	15.04	\$38.98	\$81,069	2.54	\$24.12	\$29.35	\$36.19	\$48.33	\$57.08	\$50,168	\$61,042	\$75,271	\$100,520	\$118,726
19-2042	Geoscientists, Except Hydrologists and Geographers	1990	12.03	\$55.96	\$116,394	4.84	\$26.13	\$38.33	\$51.17	\$71.82	\$90.66	\$54,356	\$79,724	\$106,433	\$149,395	\$188,564
19-2043	Hydrologists	220	43.12	\$49.19	\$102,322	3.38	\$35.68	\$40.03	\$45.64	\$58.43	\$67.35	\$74,217	\$83,258	\$94,940	\$121,538	\$140,090
19-3011	Economists	200	20.54	\$44.73	\$93,047	3.53	\$25.25	\$31.01	\$43.46	\$53.03	\$66.49	\$52,519	\$64,504	\$90,390	\$110,304	\$138,298
19-3022	Survey Researchers	#	#	\$25.48	\$52,991	2.62	\$11.08	\$20.33	\$25.09	\$29.57	\$41.30	\$23,055	\$42,290	\$52,185	\$61,505	\$85,913

Data unavailable

Occupational Code	Occupational Title	Employment Estimate	Employment Percentage Relative Standard Error	Average Hourly Wage	Average Annual Wage	Wage Percentage Relative Standard Error	10th Percentile (Hourly)	25th Percentile (Hourly)	50th Percentile (Hourly)	75th Percentile (Hourly)	90th Percentile (Hourly)	10th Percentile (Annual)	25th Percentile (Annual)	50th Percentile (Annual)	75th Percentile (Annual)	90th Percentile (Annual)
19-3031	Clinical, Counseling, and School Psychologists	1400	6.74	\$33.99	\$70,693	3.66	\$13.36	\$22.29	\$32.33	\$46.38	\$55.06	\$27,780	\$46,373	\$67,244	\$96,474	\$114,516
19-3032	Industrial-Organizational Psychologists	#	#	\$57.24	\$119,069	3.92	\$32.55	\$36.98	\$53.15	\$80.40	\$88.97	\$67,713	\$76,926	\$110,562	\$167,236	\$185,056
19-3039	Psychologists, All Other	60	0	\$43.93	\$91,381	2.6	\$21.79	\$43.36	\$48.32	\$52.59	\$55.43	\$45,329	\$90,178	\$100,509	\$109,396	\$115,299
19-3051	Urban and Regional Planners	370	9.57	\$38.57	\$80,218	3.67	\$24.60	\$28.15	\$34.48	\$43.12	\$56.88	\$51,166	\$58,549	\$71,721	\$89,683	\$118,316
19-3091	Anthropologists and Archeologists	70	16.74	\$32.25	\$67,079	6.3	\$21.66	\$25.48	\$29.31	\$36.46	\$51.17	\$45,056	\$53,007	\$60,960	\$75,844	\$106,433
19-3092	Geographers	50	19.57	\$33.74	\$70,183	3.47	\$24.72	\$26.17	\$30.92	\$40.63	\$46.62	\$51,421	\$54,435	\$64,313	\$84,518	\$96,969
19-3093	Historians	50	38.56	\$39.03	\$81,176	2.29	\$24.73	\$30.92	\$36.15	\$48.55	\$56.36	\$51,437	\$64,310	\$75,199	\$100,992	\$117,237
19-3099	Social Scientists and Related Workers, All Other	270	4.94	\$40.02	\$83,249	1.68	\$27.66	\$32.37	\$40.42	\$46.90	\$52.60	\$57,532	\$67,320	\$84,082	\$97,558	\$109,406
19-4021	Biological Technicians	1920	4.71	\$22.70	\$47,217	1.99	\$15.34	\$17.33	\$21.30	\$27.21	\$33.44	\$31,903	\$36,036	\$44,299	\$56,587	\$69,552
19-4031	Chemical Technicians	470	14.66	\$19.20	\$39,942	3.46	\$9.07	\$13.75	\$18.08	\$24.23	\$29.97	\$18,874	\$28,591	\$37,597	\$50,400	\$62,346
19-4041	Geological and Petroleum Technicians	430	26.36	\$34.34	\$71,417	4.07	\$20.79	\$25.55	\$32.30	\$40.96	\$51.85	\$43,248	\$53,137	\$67,180	\$85,204	\$107,838
19-4061	Social Science Research Assistants	240	3.6	\$19.20	\$39,941	2.36	\$10.37	\$14.53	\$19.54	\$23.49	\$27.71	\$21,577	\$30,222	\$40,648	\$48,861	\$57,633
19-4091	Environmental Science and Protection Technicians, Including Health	500	25.99	\$21.73	\$45,204	4.22	\$14.49	\$16.39	\$19.85	\$24.88	\$30.34	\$30,134	\$34,091	\$41,279	\$51,758	\$63,102
19-4092	Forensic Science Technicians	180	3.19	\$30.60	\$63,657	1.16	\$20.92	\$25.13	\$29.81	\$35.41	\$41.60	\$43,510	\$52,280	\$62,015	\$73,652	\$86,536
19-4093	Forest and Conservation Technicians	80	0	\$18.70	\$38,903	1.31	\$13.00	\$14.58	\$16.32	\$22.24	\$28.02	\$27,036	\$30,336	\$33,938	\$46,255	\$58,282
19-4099	Life, Physical, and Social Science Technicians, All Other	430	14.64	\$21.92	\$45,600	4.36	\$13.49	\$15.96	\$20.21	\$26.01	\$33.91	\$28,065	\$33,201	\$42,037	\$54,101	\$70,525
21-0000	Community and Social Services Occupations	14910	2.88	\$22.85	\$47,529	1.94	\$12.94	\$16.22	\$21.41	\$28.12	\$35.86	\$26,906	\$33,743	\$44,543	\$58,493	\$74,586
21-1011	Substance Abuse and Behavioral Disorder Counselors	730	22.6	\$21.11	\$43,908	5.41	\$12.00	\$14.84	\$20.40	\$26.57	\$31.72	\$24,952	\$30,874	\$42,437	\$55,274	\$65,983
21-1012	Educational, Guidance, School, and Vocational Counselors	2240	3.78	\$22.80	\$47,419	4.46	\$12.41	\$16.23	\$21.78	\$28.94	\$35.30	\$25,820	\$33,759	\$45,311	\$60,201	\$73,432
21-1013	Marriage and Family Therapists	240	38.98	\$22.46	\$46,719	6.89	\$10.77	\$16.11	\$19.43	\$31.37	\$34.71	\$22,409	\$33,519	\$40,407	\$65,240	\$72,191
21-1014	Mental Health Counselors	2100	8.99	\$21.63	\$44,984	6.03	\$13.00	\$14.96	\$19.05	\$26.07	\$36.51	\$27,037	\$31,107	\$39,617	\$54,228	\$75,943
21-1015	Rehabilitation Counselors	730	18.93	\$18.93	\$39,374	8.54	\$11.81	\$13.75	\$17.05	\$23.57	\$28.75	\$24,572	\$28,595	\$35,471	\$49,025	\$59,807
21-1019	Counselors, All Other	180	45.69	\$32.03	\$66,621	14.72	\$18.59	\$21.24	\$34.99	\$42.19	\$45.54	\$38,664	\$44,180	\$72,786	\$87,750	\$94,721
21-1021	Child, Family, and School Social Workers	2210	8.58	\$23.68	\$49,256	2.27	\$15.27	\$17.50	\$21.52	\$28.39	\$36.01	\$31,760	\$36,397	\$44,754	\$59,045	\$74,896
21-1022	Healthcare Social Workers	1120	5.56	\$28.25	\$58,750	2.75	\$18.21	\$22.04	\$26.83	\$32.84	\$38.10	\$37,885	\$45,838	\$55,801	\$68,298	\$79,242
21-1023	Mental Health and Substance Abuse Social Workers	790	20.33	\$21.08	\$43,841	2.85	\$15.12	\$16.63	\$19.64	\$25.31	\$29.03	\$31,459	\$34,582	\$40,858	\$52,645	\$60,388
21-1029	Social Workers, All Other	510	9.53	\$24.98	\$51,954	4.56	\$15.35	\$18.99	\$22.96	\$31.91	\$37.05	\$31,930	\$39,501	\$47,760	\$66,378	\$77,067
21-1091	Health Educators	320	26.1	\$29.81	\$61,999	3.37	\$18.58	\$24.41	\$28.07	\$35.45	\$45.07	\$38,643	\$50,765	\$58,379	\$73,746	\$93,747
21-1092	Probation Officers and Correctional Treatment Specialists	960	4.99	\$26.85	\$55,850	1.6	\$17.09	\$21.88	\$25.59	\$32.51	\$38.50	\$35,538	\$45,515	\$53,229	\$67,619	\$80,088
21-1093	Social and Human Service Assistants	1060	11.53	\$15.73	\$32,708	2.44	\$9.92	\$12.07	\$15.17	\$18.65	\$22.63	\$20,636	\$25,096	\$31,551	\$38,791	\$47,061
21-1094	Community Health Workers	220	34.68	\$25.02	\$52,031	11.96	\$13.15	\$15.15	\$21.17	\$30.27	\$45.30	\$27,345	\$31,504	\$44,036	\$62,956	\$94,222
21-1099	Community and Social Service Specialists, All Other	1100	14.05	\$21.62	\$44,959	4.46	\$11.31	\$15.40	\$20.18	\$26.52	\$34.46	\$23,526	\$32,033	\$41,965	\$55,167	\$71,681
21-2011	Clergy	230	9.57	\$24.65	\$51,267	3.27	\$14.90	\$18.52	\$24.26	\$28.91	\$35.86	\$30,998	\$38,515	\$50,451	\$60,125	\$74,579
21-2021	Directors, Religious Activities and Education	50	37.05	\$27.66	\$57,535	5.7	\$15.55	\$17.79	\$26.52	\$34.67	\$43.03	\$32,346	\$37,000	\$55,156	\$72,120	\$89,499
21-2099	Religious Workers, All Other	#	#	\$18.74	\$38,971	5.06	\$9.11	\$11.45	\$19.12	\$22.80	\$28.57	\$18,943	\$23,822	\$39,779	\$47,425	\$59,435
23-0000	Legal Occupations	15650	4.64	\$50.25	\$104,521	5.78	\$19.13	\$25.46	\$37.10	\$63.98	\$92.74	\$39,794	\$52,961	\$77,163	\$133,079	\$192,893
23-1011	Lawyers	9020	5.99	\$65.99	\$137,250	6.33	\$26.72	\$35.73	\$55.88	\$84.10	\$100.01	\$55,583	\$74,318	\$116,236	\$174,921	\$208,013
23-1012	Judicial Law Clerks	160	5.04	\$21.56	\$44,836	3.12	\$18.71	\$18.89	\$22.01	\$24.79	\$25.20	\$38,917	\$39,284	\$45,783	\$51,561	\$52,411
23-1021	Administrative Law Judges, Adjudicators, and Hearing Officers	170	0.74	\$52.33	\$108,850	4.02	\$28.64	\$38.95	\$50.39	\$65.67	\$80.28	\$59,569	\$81,020	\$104,806	\$136,592	\$166,992
23-1022	Arbitrators, Mediators, and Conciliators	#	#	\$38.40	\$79,870	11.03	\$22.76	\$37.92	\$41.06	\$44.20	\$46.09	\$47,348	\$78,880	\$85,410	\$91,940	\$95,858
23-1023	Judges, Magistrate Judges, and Magistrates	270	3.15	\$61.07	\$127,021	1.83	\$53.49	\$55.72	\$64.69	\$66.62	\$72.21	\$111,252	\$115,906	\$134,559	\$138,560	\$150,203
23-2011	Paralegals and Legal Assistants	3750	10.21	\$26.19	\$54,482	2.67	\$16.41	\$19.81	\$24.85	\$32.02	\$37.59	\$34,140	\$41,198	\$51,680	\$66,600	\$78,188
23-2091	Court Reporters	190	39.71	\$39.07	\$81,270	5.33	\$25.37	\$29.32	\$39.44	\$45.19	\$48.73	\$52,770	\$60,987	\$82,044	\$93,999	\$101,367
23-2093	Title Examiners, Abstractors, and Searchers	1210	28	\$26.53	\$55,175	2.83	\$17.26	\$20.20	\$24.52	\$32.61	\$40.12	\$35,894	\$42,021	\$51,011	\$67,822	\$83,451
23-2099	Legal Support Workers, All Other	790	12.49	\$26.93	\$56,024	4.67	\$14.58	\$20.01	\$25.37	\$31.87	\$42.96	\$30,332	\$41,620	\$52,779	\$66,297	\$89,353

Data unavailable

Occupational Code	Occupational Title	Employment Estimate	Employment Percentage Relative Standard Error	Average Hourly Wage	Average Annual Wage	Wage Percentage Relative Standard Error	10th Percentile (Hourly)	25th Percentile (Hourly)	50th Percentile (Hourly)	75th Percentile (Hourly)	90th Percentile (Hourly)	10th Percentile (Annual)	25th Percentile (Annual)	50th Percentile (Annual)	75th Percentile (Annual)	90th Percentile (Annual)
25-0000	Education, Training, and Library Occupations	71680	1.07	\$25.62	\$53,279	4.29	\$11.75	\$15.75	\$22.18	\$31.20	\$40.41	\$24,448	\$32,768	\$46,127	\$64,899	\$84,048
25-1011	Business Teachers, Postsecondary	890	1.63	#	\$83,112	7.21	#	#	#	#	#	\$29,783	\$37,943	\$72,343	\$116,559	\$154,928
25-1021	Computer Science Teachers, Postsecondary	300	3.91	#	\$67,335	5.23	#	#	#	#	#	\$28,938	\$34,737	\$56,506	\$90,358	\$124,508
25-1022	Mathematical Science Teachers, Postsecondary	630	1.67	#	\$47,551	5.99	#	#	#	#	#	\$28,236	\$32,504	\$37,695	\$57,015	\$78,248
25-1031	Architecture Teachers, Postsecondary	90	22.3	#	\$96,422	6.65	#	#	#	#	#	\$49,551	\$61,499	\$87,681	\$136,819	\$156,005
25-1032	Engineering Teachers, Postsecondary	370	0	#	#	#	#	#	#	#	#	#	#	#	#	#
25-1042	Biological Science Teachers, Postsecondary	310	2.61	#	\$51,905	5.9	#	#	#	#	#	\$28,141	\$32,963	\$39,436	\$65,323	\$90,013
25-1051	Atmospheric, Earth, Marine, and Space Sciences Teachers, Postsecondary	150	0	#	\$65,654	1.9	#	#	#	#	#	\$28,281	\$33,106	\$49,846	\$91,189	\$133,522
25-1052	Chemistry Teachers, Postsecondary	180	0.98	#	\$58,108	6.41	#	#	#	#	#	\$31,062	\$35,232	\$51,144	\$76,351	\$101,199
25-1053	Environmental Science Teachers, Postsecondary	50	1.23	#	\$43,776	6.43	#	#	#	#	#	\$31,349	\$33,524	\$36,855	\$47,415	\$80,307
25-1054	Physics Teachers, Postsecondary	110	0	#	\$70,592	2.56	#	#	#	#	#	\$32,651	\$37,365	\$63,195	\$94,634	\$125,011
25-1061	Anthropology and Archeology Teachers, Postsecondary	80	0	#	\$52,816	2.89	#	#	#	#	#	\$31,165	\$33,910	\$38,449	\$67,118	\$86,474
25-1062	Area, Ethnic, and Cultural Studies Teachers, Postsecondary	90	5.44	#	\$49,093	7.19	#	#	#	#	#	\$27,843	\$31,636	\$38,250	\$60,273	\$88,006
25-1063	Economics Teachers, Postsecondary	150	14.96	#	\$71,880	6.82	#	#	#	#	#	\$30,791	\$42,480	\$64,064	\$92,584	\$132,387
25-1064	Geography Teachers, Postsecondary	80	0	#	\$57,653	2.43	#	#	#	#	#	\$30,811	\$35,724	\$53,366	\$73,382	\$93,009
25-1065	Political Science Teachers, Postsecondary	170	0.71	#	\$72,075	9.2	#	#	#	#	#	\$31,906	\$38,556	\$64,382	\$90,648	\$125,928
25-1066	Psychology Teachers, Postsecondary	340	6.37	#	\$58,123	8.04	#	#	#	#	#	\$31,018	\$34,908	\$46,100	\$71,326	\$99,881
25-1067	Sociology Teachers, Postsecondary	110	1.12	#	\$54,235	7.46	#	#	#	#	#	\$27,120	\$32,148	\$45,498	\$69,499	\$103,538
25-1069	Social Sciences Teachers, Postsecondary, All Other	50	0.21	#	\$65,993	6.59	#	#	#	#	#	\$36,218	\$43,733	\$57,979	\$79,345	\$117,858
25-1071	Health Specialties Teachers, Postsecondary	3260	3.66	#	\$136,244	7.99	#	#	#	#	#	\$40,048	\$76,461	\$122,145	\$184,975	\$197,173
25-1072	Nursing Instructors and Teachers, Postsecondary	850	4.55	#	\$69,964	5.16	#	#	#	#	#	\$32,429	\$44,017	\$68,804	\$89,887	\$113,918
25-1081	Education Teachers, Postsecondary	650	4.62	#	\$58,585	15.44	#	#	#	#	#	\$17,783	\$26,597	\$45,872	\$75,628	\$132,326
25-1111	Criminal Justice and Law Enforcement Teachers, Postsecondary	220	3.81	#	\$42,046	3.39	#	#	#	#	#	\$27,950	\$32,491	\$36,678	\$51,506	\$63,279
25-1112	Law Teachers, Postsecondary	160	1.23	#	\$100,907	7.6	#	#	#	#	#	\$37,308	\$61,629	\$98,541	\$138,130	\$163,379
25-1113	Social Work Teachers, Postsecondary	260	0	#	\$57,407	6.28	#	#	#	#	#	\$26,610	\$33,784	\$51,687	\$77,746	\$100,695
25-1121	Art, Drama, and Music Teachers, Postsecondary	#	#	#	\$53,196	9.35	#	#	#	#	#	\$27,369	\$32,279	\$50,742	\$62,767	\$87,163
25-1122	Communications Teachers, Postsecondary	340	0.47	#	\$45,499	6.65	#	#	#	#	#	\$27,718	\$31,471	\$36,866	\$56,493	\$74,582
25-1123	English Language and Literature Teachers, Postsecondary	780	0.71	#	\$46,371	5.09	#	#	#	#	#	\$28,253	\$32,841	\$39,297	\$55,224	\$73,746
25-1124	Foreign Language and Literature Teachers, Postsecondary	200	0.2	#	\$49,629	8.41	#	#	#	#	#	\$27,395	\$31,377	\$36,918	\$55,017	\$78,427
25-1125	History Teachers, Postsecondary	220	1.37	#	\$51,897	5.77	#	#	#	#	#	\$27,844	\$32,483	\$42,099	\$60,903	\$85,150
25-1126	Philosophy and Religion Teachers, Postsecondary	210	6.12	#	\$50,031	6.8	#	#	#	#	#	\$28,509	\$33,490	\$43,752	\$62,645	\$76,933
25-1191	Graduate Teaching Assistants	380	2.22	#	\$43,648	3.29	#	#	#	#	#	\$19,307	\$28,999	\$44,476	\$57,167	\$67,945
25-1193	Recreation and Fitness Studies Teachers, Postsecondary	100	0	#	\$39,910	2.74	#	#	#	#	#	\$25,103	\$27,847	\$33,197	\$49,917	\$66,007
25-1194	Vocational Education Teachers, Postsecondary	1010	13.26	\$25.54	\$53,133	5.94	\$12.45	\$16.59	\$21.85	\$33.32	\$44.05	\$25,900	\$34,511	\$45,440	\$69,298	\$91,631
25-1199	Postsecondary Teachers, All Other	200	11.42	#	\$59,272	27.07	#	#	#	#	#	\$18,029	\$26,192	\$49,709	\$69,100	\$129,573
25-2011	Preschool Teachers, Except Special Education	3340	15.17	\$15.62	\$32,494	3.32	\$10.01	\$11.88	\$13.86	\$17.92	\$23.92	\$20,813	\$24,712	\$28,837	\$37,282	\$49,756
25-2012	Kindergarten Teachers, Except Special Education	2110	16.06	#	\$47,248	5.54	#	#	#	#	#	\$27,697	\$34,053	\$44,873	\$59,126	\$72,493
25-2021	Elementary School Teachers, Except Special Education	11410	2.6	#	\$53,325	2.52	#	#	#	#	#	\$34,451	\$41,541	\$51,046	\$65,294	\$76,057
25-2022	Middle School Teachers, Except Special and Career/Technical Educa	6500	2.77	#	\$54,165	2.2	#	#	#	#	#	\$36,544	\$42,673	\$51,355	\$65,551	\$75,747
25-2023	Career/Technical Education Teachers, Middle School	80	0.9	#	\$55,283	2.08	#	#	#	#	#	\$38,184	\$43,850	\$53,870	\$66,188	\$76,375

Data unavailable

Occupational Code	Occupational Title	Employment Estimate	Employment Percentage Relative Standard Error	Average Hourly Wage	Average Annual Wage	Wage Percentage Relative Standard Error	10th Percentile (Hourly)	25th Percentile (Hourly)	50th Percentile (Hourly)	75th Percentile (Hourly)	90th Percentile (Hourly)	10th Percentile (Annual)	25th Percentile (Annual)	50th Percentile (Annual)	75th Percentile (Annual)	90th Percentile (Annual)
25-2031	Secondary School Teachers, Except Special and Career/Technical Ed	7780	2.13	#	\$56,486	2.11	#	#	#	#	#	\$37,445	\$44,377	\$55,653	\$68,602	\$77,156
25-2032	Career/Technical Education Teachers, Secondary School	350	2.31	#	\$60,315	2.04	#	#	#	#	#	\$41,961	\$48,411	\$60,251	\$71,478	\$80,783
25-2051	Special Education Teachers, Preschool	360	1.45	#	\$56,546	2.09	#	#	#	#	#	\$39,657	\$44,623	\$53,813	\$67,026	\$80,487
25-2052	Special Education Teachers, Kindergarten and Elementary School	2820	0.72	#	\$54,700	2.23	#	#	#	#	#	\$36,610	\$43,096	\$52,881	\$66,083	\$75,531
25-2053	Special Education Teachers, Middle School	800	2.65	#	\$54,603	2.66	#	#	#	#	#	\$36,862	\$43,163	\$52,417	\$65,647	\$75,908
25-2054	Special Education Teachers, Secondary School	1110	0.97	#	\$58,006	2.11	#	#	#	#	#	\$38,206	\$45,574	\$57,493	\$70,063	\$78,945
25-2059	Special Education Teachers, All Other	50	16.84	#	\$51,706	3.85	#	#	#	#	#	\$34,425	\$41,265	\$51,482	\$59,477	\$70,513
25-3011	Adult Basic and Secondary Education and Literacy Teachers and Ins	520	19.41	\$20.19	\$41,997	3.58	\$11.46	\$16.73	\$20.03	\$23.14	\$28.11	\$23,845	\$34,797	\$41,656	\$48,138	\$58,467
25-3021	Self-Enrichment Education Teachers	2160	15.15	\$21.98	\$45,726	14.62	\$11.07	\$13.84	\$17.18	\$23.32	\$40.57	\$23,016	\$28,782	\$35,726	\$48,511	\$84,380
25-3097	Teachers and Instructors, All Other, Except Substitute Teachers	1630	20.53	#	\$43,060	11.98	#	#	#	#	#	\$18,310	\$22,457	\$31,641	\$51,162	\$78,544
25-4011	Archivists	40	13.5	\$29.17	\$60,684	7.3	\$19.20	\$21.20	\$25.66	\$35.95	\$44.23	\$39,931	\$44,091	\$53,368	\$74,778	\$91,988
25-4012	Curators	130	10.53	\$28.99	\$60,305	2.12	\$17.00	\$20.42	\$26.49	\$35.24	\$43.38	\$35,362	\$42,471	\$55,098	\$73,308	\$90,236
25-4013	Museum Technicians and Conservators	180	36.9	\$20.41	\$42,446	3.38	\$13.58	\$15.70	\$18.14	\$22.40	\$31.32	\$28,237	\$32,647	\$37,733	\$46,601	\$65,144
25-4021	Librarians	1140	5.17	\$32.32	\$67,221	4.31	\$20.24	\$24.09	\$29.61	\$39.93	\$50.65	\$42,106	\$50,114	\$61,580	\$83,062	\$105,357
25-4031	Library Technicians	910	2.59	\$17.45	\$36,306	1.35	\$12.30	\$14.62	\$17.03	\$19.75	\$23.14	\$25,589	\$30,410	\$35,426	\$41,083	\$48,127
25-9011	Audio-Visual and Multimedia Collections Specialists	10	8.32	\$23.43	\$48,742	7.12	\$8.64	\$12.54	\$25.94	\$33.07	\$36.20	\$17,966	\$26,092	\$53,961	\$68,794	\$75,288
25-9031	Instructional Coordinators	2080	3.61	\$32.71	\$68,027	1.97	\$21.48	\$26.83	\$32.39	\$37.57	\$45.24	\$44,687	\$55,815	\$67,364	\$78,137	\$94,107
25-9041	Teacher Assistants	9980	2.23	#	\$27,669	1.97	#	#	#	#	#	\$19,638	\$22,187	\$26,587	\$31,488	\$37,890
25-9099	Education, Training, and Library Workers, All Other	#	#	\$14.31	\$29,770	7.98	\$9.63	\$10.36	\$11.59	\$15.64	\$23.94	\$20,025	\$21,556	\$24,106	\$32,535	\$49,802
27-0000	Arts, Design, Entertainment, Sports, and Media Occupations	19930	4.21	\$25.52	\$53,088	2.05	\$9.27	\$14.68	\$22.31	\$31.86	\$43.94	\$19,275	\$30,525	\$46,413	\$66,271	\$91,398
27-1011	Art Directors	350	38.27	\$37.36	\$77,708	3.42	\$25.50	\$29.50	\$36.69	\$43.71	\$52.23	\$53,034	\$61,365	\$76,324	\$90,910	\$108,638
27-1012	Craft Artists	#	#	\$10.19	\$21,201	11.25	\$8.19	\$8.47	\$8.93	\$9.40	\$16.51	\$17,027	\$17,609	\$18,577	\$19,546	\$34,342
27-1013	Fine Artists, Including Painters, Sculptors, and Illustrators	#	#	\$15.95	\$33,178	7.86	\$12.43	\$13.28	\$14.69	\$17.30	\$19.80	\$25,857	\$27,616	\$30,550	\$35,980	\$41,188
27-1014	Multimedia Artists and Animators	250	29.63	\$32.81	\$68,237	3.02	\$21.98	\$26.44	\$32.55	\$40.04	\$44.59	\$45,719	\$55,002	\$67,697	\$83,288	\$92,750
27-1019	Artists and Related Workers, All Other	80	28.39	\$20.22	\$42,055	7.56	\$8.65	\$14.58	\$18.58	\$22.53	\$33.53	\$17,997	\$30,333	\$38,640	\$46,865	\$69,734
27-1021	Commercial and Industrial Designers	230	22.71	\$32.26	\$67,092	4.88	\$19.37	\$24.27	\$28.27	\$40.59	\$51.17	\$40,287	\$50,483	\$58,803	\$84,426	\$106,432
27-1022	Fashion Designers	90	20.76	\$26.93	\$56,009	5.61	\$18.46	\$21.08	\$25.52	\$30.15	\$36.70	\$38,387	\$43,853	\$53,092	\$62,714	\$76,333
27-1023	Floral Designers	530	13.65	\$12.28	\$25,533	6.18	\$8.47	\$9.18	\$12.01	\$14.73	\$17.39	\$17,619	\$19,086	\$24,976	\$30,639	\$36,172
27-1024	Graphic Designers	2310	7.89	\$23.74	\$49,389	2.06	\$14.63	\$17.79	\$22.38	\$28.41	\$35.48	\$30,422	\$37,000	\$46,558	\$59,088	\$73,803
27-1025	Interior Designers	760	15.13	\$25.67	\$53,404	6.95	\$15.19	\$17.88	\$22.42	\$29.55	\$46.59	\$31,605	\$37,189	\$46,640	\$61,467	\$96,915
27-1026	Merchandise Displayers and Window Trimmers	820	18.85	\$16.69	\$34,718	4.02	\$10.02	\$11.44	\$14.55	\$18.54	\$29.42	\$20,836	\$23,787	\$30,258	\$38,558	\$61,197
27-1027	Set and Exhibit Designers	50	46.14	\$19.45	\$40,449	5.69	\$13.66	\$15.42	\$17.13	\$22.37	\$29.15	\$28,405	\$32,081	\$35,640	\$46,537	\$60,635
27-1029	Designers, All Other	#	#	\$22.97	\$47,788	4.7	\$8.64	\$9.57	\$20.31	\$33.75	\$44.12	\$17,967	\$19,902	\$42,237	\$70,210	\$91,773
27-2011	Actors	100	14.49	\$17.01	#	20.41	\$8.30	\$8.75	\$9.50	\$27.27	\$33.42	#	#	#	#	#
27-2012	Producers and Directors	770	20.12	\$30.17	\$62,745	4.13	\$14.78	\$19.50	\$25.78	\$36.07	\$52.78	\$30,733	\$40,558	\$53,630	\$75,035	\$109,783
27-2021	Athletes and Sports Competitors	200	41.49	#	#	#	#	#	#	#	#	#	#	#	#	#
27-2022	Coaches and Scouts	2230	11.4	#	\$37,444	6.86	#	#	#	#	#	\$17,531	\$18,868	\$26,499	\$45,044	\$61,105
27-2023	Umpires, Referees, and Other Sports Officials	520	11.04	#	\$26,725	4.62	#	#	#	#	#	\$17,316	\$18,330	\$22,634	\$30,469	\$41,719
27-2031	Dancers	400	40.63	\$17.06	#	13.38	\$8.36	\$8.90	\$11.16	\$18.44	\$45.19	#	#	#	#	#
27-2041	Music Directors and Composers	50	38.72	#	#	#	#	#	#	#	#	#	#	#	#	#
27-2042	Musicians and Singers	310	18.82	\$25.91	#	16.08	\$8.42	\$9.05	\$25.64	\$29.97	\$58.35	#	#	#	#	#
27-2099	Entertainers and Performers, Sports and Related Workers, All Other	170	32.53	\$20.03	#	2.56	\$11.04	\$16.32	\$19.33	\$23.30	\$28.74	#	#	#	#	#
27-3011	Radio and Television Announcers	190	24.12	\$30.37	\$63,164	7.65	\$8.79	\$13.11	\$23.10	\$38.48	\$50.99	\$18,277	\$27,269	\$48,050	\$80,029	\$106,054
27-3021	Broadcast News Analysts	40	11.33	#	#	#	#	#	#	#	#	#	#	#	#	#

Data unavailable

Occupational Code	Occupational Title	Employment Estimate	Employment Percentage Relative Standard Error	Average Hourly Wage	Average Annual Wage	Wage Percentage Relative Standard Error	10th Percentile (Hourly)	25th Percentile (Hourly)	50th Percentile (Hourly)	75th Percentile (Hourly)	90th Percentile (Hourly)	10th Percentile (Annual)	25th Percentile (Annual)	50th Percentile (Annual)	75th Percentile (Annual)	90th Percentile (Annual)
27-3022	Reporters and Correspondents	420	20.44	\$25.49	\$53,009	7.36	\$12.84	\$15.74	\$19.84	\$33.05	\$38.36	\$26,707	\$32,738	\$41,268	\$68,739	\$79,790
27-3031	Public Relations Specialists	2870	8.31	\$27.60	\$57,416	3.24	\$12.40	\$18.79	\$25.46	\$34.91	\$45.74	\$25,798	\$39,074	\$52,949	\$72,606	\$95,147
27-3041	Editors	810	10.08	\$35.79	\$74,446	13.66	\$16.22	\$21.73	\$28.84	\$37.65	\$58.04	\$33,741	\$45,202	\$59,986	\$78,303	\$120,719
27-3042	Technical Writers	870	14.49	\$31.87	\$66,287	2.32	\$20.76	\$25.10	\$30.70	\$38.04	\$45.83	\$43,187	\$52,205	\$63,865	\$79,114	\$95,325
27-3043	Writers and Authors	360	24.02	\$32.21	\$66,991	4.05	\$16.75	\$22.59	\$29.25	\$39.20	\$52.34	\$34,831	\$46,979	\$60,839	\$81,533	\$108,873
27-3091	Interpreters and Translators	560	25.51	\$26.90	\$55,943	7.87	\$16.47	\$19.98	\$24.36	\$34.46	\$42.83	\$34,265	\$41,564	\$50,661	\$71,683	\$89,087
27-3099	Media and Communication Workers, All Other	350	21.36	\$35.45	\$73,731	7.78	\$16.38	\$19.87	\$27.17	\$46.08	\$71.52	\$34,067	\$41,325	\$56,521	\$95,847	\$148,763
27-4011	Audio and Video Equipment Technicians	880	23.83	\$23.19	\$48,244	8.14	\$8.68	\$12.97	\$21.98	\$32.72	\$37.17	\$18,064	\$26,974	\$45,724	\$68,050	\$77,320
27-4012	Broadcast Technicians	480	6.99	\$23.59	\$49,066	6.17	\$11.00	\$17.27	\$22.14	\$30.12	\$36.83	\$22,876	\$35,924	\$46,046	\$62,656	\$76,601
27-4014	Sound Engineering Technicians	220	31.1	\$32.94	\$68,520	9.08	\$11.32	\$19.20	\$28.11	\$44.58	\$60.74	\$23,539	\$39,946	\$58,476	\$92,719	\$126,346
27-4021	Photographers	450	13.83	\$18.71	\$38,916	8.57	\$8.85	\$12.39	\$18.90	\$23.16	\$31.25	\$18,408	\$25,778	\$39,313	\$48,172	\$65,002
27-4031	Camera Operators, Television, Video, and Motion Picture	200	19.61	\$27.41	\$57,023	6.46	\$18.76	\$22.16	\$27.34	\$33.29	\$36.85	\$39,011	\$46,096	\$56,860	\$69,249	\$76,658
27-4032	Film and Video Editors	90	30.16	#	#	#	#	#	#	#	#	#	#	#	#	#
27-4099	Media and Communication Equipment Workers, All Other	#	#	\$23.05	\$47,950	6.16	\$8.81	\$11.01	\$21.16	\$28.52	\$45.79	\$18,317	\$22,905	\$44,021	\$59,314	\$95,246
29-0000	Healthcare Practitioners and Technical Occupations	69230	2.64	\$38.27	\$79,592	1.84	\$17.45	\$24.85	\$33.43	\$43.74	\$60.83	\$36,290	\$51,685	\$69,541	\$90,978	\$126,529
29-1011	Chiropractors	550	12.76	\$26.71	\$55,560	16.98	\$15.80	\$18.15	\$21.09	\$23.94	\$46.83	\$32,867	\$37,745	\$43,877	\$49,801	\$97,404
29-1021	Dentists, General	980	22.21	\$79.78	\$165,947	8.31	\$35.46	\$60.53	\$70.58	\$92.70	\$100.01	\$73,761	\$125,909	\$146,808	\$192,824	\$208,014
29-1022	Oral and Maxillofacial Surgeons	#	#	\$117.21	\$243,796	18.8	\$93.46	\$93.46	\$93.46	\$93.46	\$93.46	\$194,388	\$194,388	\$194,388	\$194,388	\$194,388
29-1029	Dentists, All Other Specialists	#	#	\$124.08	\$258,085	19.22	\$81.34	\$100.00	\$100.00	\$100.00	\$100.00	\$169,197	\$208,000	\$208,000	\$208,000	\$208,000
29-1031	Dietitians and Nutritionists	530	7.8	\$28.52	\$59,319	1.79	\$19.94	\$24.02	\$27.84	\$33.39	\$38.84	\$41,484	\$49,952	\$79,909	\$89,444	\$80,794
29-1041	Optometrists	400	31.71	\$57.67	\$119,946	10.61	\$33.30	\$42.01	\$55.01	\$69.01	\$78.47	\$69,258	\$87,380	\$114,424	\$143,531	\$163,215
29-1051	Pharmacists	3160	10.53	\$55.32	\$115,060	1.85	\$33.95	\$51.23	\$57.99	\$66.63	\$72.52	\$70,608	\$106,553	\$120,610	\$138,591	\$150,847
29-1061	Anesthesiologists	#	#	\$111.28	\$231,464	11.2	\$47.82	\$93.46	\$93.46	\$93.46	\$100.00	\$99,472	\$194,388	\$194,388	\$194,388	\$208,000
29-1062	Family and General Practitioners	1230	18.76	\$92.86	\$193,157	12.07	\$34.92	\$56.89	\$89.02	\$100.00	\$100.03	\$72,628	\$118,324	\$185,153	\$208,010	\$208,066
29-1063	Internists, General	#	#	\$104.45	\$217,261	16.6	\$28.71	\$81.41	\$94.59	\$94.79	\$94.91	\$59,707	\$169,342	\$196,756	\$197,163	\$197,407
29-1064	Obstetricians and Gynecologists	250	25.33	\$93.52	\$194,530	4.36	\$30.27	\$69.29	\$91.12	\$96.29	\$100.03	\$62,962	\$144,127	\$189,520	\$200,286	\$208,057
29-1065	Pediatricians, General	160	38.14	\$87.53	\$182,063	20.98	\$42.01	\$68.41	\$86.72	\$91.66	\$93.49	\$87,383	\$142,285	\$180,373	\$190,650	\$194,457
29-1066	Psychiatrists	210	19.81	\$99.30	\$206,540	5.18	\$35.83	\$79.72	\$91.66	\$93.70	\$94.80	\$74,522	\$165,823	\$190,651	\$194,901	\$197,194
29-1067	Surgeons	510	23.15	\$115.12	\$239,443	5.99	\$66.66	\$91.66	\$92.75	\$94.56	\$100.01	\$138,658	\$190,650	\$192,915	\$196,685	\$208,017
29-1069	Physicians and Surgeons, All Other	1480	18.65	\$101.05	\$210,182	7.1	\$45.89	\$79.57	\$91.66	\$93.69	\$99.20	\$95,442	\$165,497	\$190,652	\$194,881	\$206,340
29-1071	Physician Assistants	1130	11.59	\$44.15	\$91,840	2.56	\$32.03	\$36.42	\$43.60	\$51.44	\$57.84	\$66,625	\$75,744	\$90,696	\$107,003	\$120,311
29-1081	Podiatrists	#	#	\$27.49	\$57,187	4.69	\$24.41	\$25.46	\$27.20	\$28.95	\$30.01	\$50,771	\$52,950	\$56,582	\$60,214	\$62,418
29-1122	Occupational Therapists	1610	11.08	\$39.59	\$82,349	2.46	\$29.44	\$33.71	\$39.54	\$44.78	\$51.86	\$61,234	\$70,124	\$82,250	\$93,143	\$107,865
29-1123	Physical Therapists	2390	8.11	\$36.46	\$75,835	2.67	\$25.05	\$30.62	\$36.17	\$42.86	\$48.22	\$52,112	\$63,692	\$75,227	\$89,146	\$100,308
29-1124	Radiation Therapists	150	13.59	\$46.12	\$95,928	2.94	\$33.98	\$39.27	\$45.11	\$53.06	\$59.18	\$70,687	\$81,684	\$93,831	\$110,358	\$123,093
29-1125	Recreational Therapists	120	13.85	\$23.55	\$48,974	5.16	\$15.72	\$18.98	\$23.21	\$28.06	\$31.72	\$32,695	\$39,475	\$48,280	\$58,370	\$65,982
29-1126	Respiratory Therapists	1010	6.13	\$28.51	\$59,301	1.06	\$22.21	\$25.03	\$28.20	\$32.42	\$35.93	\$46,192	\$52,057	\$58,648	\$67,442	\$74,734
29-1127	Speech-Language Pathologists	1600	9.31	\$41.11	\$85,501	1.52	\$28.19	\$33.73	\$41.04	\$48.04	\$56.20	\$58,646	\$70,159	\$85,353	\$99,915	\$116,888
29-1128	Exercise Physiologists	120	38.3	\$20.39	\$42,407	3.32	\$13.26	\$15.48	\$18.94	\$24.57	\$28.68	\$27,586	\$32,203	\$39,389	\$51,099	\$59,649
29-1129	Therapists, All Other	#	#	\$28.60	\$59,483	6.46	\$24.21	\$25.59	\$27.56	\$29.59	\$35.92	\$50,362	\$53,227	\$57,325	\$61,551	\$74,704
29-1131	Veterinarians	990	14.09	\$49.82	\$103,631	20.41	\$14.16	\$25.11	\$38.80	\$60.17	\$92.66	\$29,461	\$52,231	\$80,711	\$125,153	\$192,743
29-1141	Registered Nurses	25420	4.41	\$34.76	\$72,300	1.16	\$24.83	\$28.78	\$34.20	\$40.54	\$46.22	\$51,653	\$59,872	\$71,127	\$84,333	\$96,147
29-1151	Nurse Anesthetists	40	15.89	\$81.42	\$169,352	5.53	\$62.46	\$69.72	\$77.13	\$88.10	\$91.66	\$129,907	\$145,026	\$160,436	\$183,248	\$190,650
29-1161	Nurse Midwives	90	48.29	\$44.82	\$93,228	3.43	\$27.53	\$40.30	\$47.22	\$53.11	\$56.67	\$57,266	\$83,817	\$98,208	\$110,469	\$117,880
29-1171	Nurse Practitioners	1120	11.23	\$52.04	\$108,253	3.59	\$36.42	\$42.38	\$50.16	\$59.29	\$77.63	\$75,753	\$88,155	\$104,331	\$123,329	\$161,472
29-1181	Audiologists	160	8.7	\$43.22	\$89,896	6.21	\$29.73	\$33.26	\$39.38	\$46.70	\$57.03	\$61,843	\$69,171	\$81,901	\$97,128	\$118,617
29-1199	Health Diagnosing and Treating Practitioners, All Other	#	#	\$22.61	\$47,030	8.64	\$15.52	\$16.43	\$17.95	\$26.67	\$36.17	\$32,271	\$34,171	\$37,336	\$55,478	\$75,244
29-2011	Medical and Clinical Laboratory Technologists	1620	6.36	\$29.57	\$61,504	1.96	\$20.18	\$24.45	\$29.68	\$34.81	\$38.89	\$41,972	\$50,859	\$61,734	\$72,397	\$80,898
29-2012	Medical and Clinical Laboratory Technicians	1170	10.89	\$21.42	\$44,547	3.16	\$13.57	\$16.26	\$20.00	\$26.27	\$30.15	\$28,219	\$33,822	\$41,594	\$54,651	\$62,719

Data unavailable

Occupational Code	Occupational Title	Employment Estimate	Employment Percentage Relative Standard Error	Average Hourly Wage	Average Annual Wage	Wage Percentage Relative Standard Error	10th Percentile (Hourly)	25th Percentile (Hourly)	50th Percentile (Hourly)	75th Percentile (Hourly)	90th Percentile (Hourly)	10th Percentile (Annual)	25th Percentile (Annual)	50th Percentile (Annual)	75th Percentile (Annual)	90th Percentile (Annual)
29-2021	Dental Hygienists	2320	11.13	\$39.29	\$81,718	2.46	\$31.66	\$37.12	\$40.64	\$44.01	\$46.03	\$65,855	\$77,211	\$84,523	\$91,538	\$95,747
29-2031	Cardiovascular Technologists and Technicians	360	9.25	\$31.74	\$66,022	2.47	\$18.47	\$23.46	\$31.89	\$39.77	\$45.59	\$38,409	\$48,791	\$66,329	\$82,717	\$94,827
29-2032	Diagnostic Medical Sonographers	470	13.72	\$38.60	\$80,290	1.86	\$30.57	\$33.23	\$37.79	\$43.91	\$48.93	\$63,592	\$69,111	\$78,609	\$91,343	\$101,781
29-2033	Nuclear Medicine Technologists	170	17.98	\$38.70	\$80,496	2.78	\$30.35	\$34.27	\$39.44	\$44.13	\$47.33	\$63,126	\$71,290	\$82,033	\$91,800	\$98,450
29-2034	Radiologic Technologists and Technicians	1580	7.35	\$30.81	\$64,075	1.65	\$20.81	\$24.86	\$30.36	\$36.47	\$43.04	\$43,279	\$51,707	\$63,138	\$75,848	\$89,526
29-2035	Magnetic Resonance Imaging Technologists	270	25.15	\$36.21	\$75,308	1.76	\$30.56	\$32.60	\$36.01	\$40.87	\$44.85	\$63,562	\$67,816	\$74,906	\$85,005	\$93,289
29-2041	Emergency Medical Technicians and Paramedics	1440	19.9	\$20.14	\$41,889	3.87	\$10.69	\$13.37	\$17.77	\$25.53	\$34.29	\$22,232	\$27,809	\$36,959	\$53,105	\$71,333
29-2051	Dietetic Technicians	270	27.94	\$16.36	\$34,021	3.5	\$12.50	\$13.96	\$16.07	\$18.00	\$21.02	\$26,002	\$29,044	\$33,435	\$37,445	\$43,715
29-2052	Pharmacy Technicians	2440	6.77	\$16.60	\$34,527	2.11	\$12.05	\$13.82	\$16.44	\$18.79	\$22.18	\$25,064	\$28,751	\$34,204	\$39,080	\$46,141
29-2055	Surgical Technologists	920	24.39	\$24.95	\$51,904	2.84	\$17.53	\$20.72	\$25.01	\$28.80	\$33.41	\$36,463	\$43,089	\$52,024	\$59,911	\$69,496
29-2056	Veterinary Technologists and Technicians	1550	17.89	\$15.42	\$32,066	4.11	\$11.66	\$13.05	\$15.09	\$17.54	\$19.88	\$24,262	\$27,140	\$31,393	\$36,488	\$41,349
29-2057	Ophthalmic Medical Technicians	400	30.87	\$21.33	\$44,358	6.02	\$12.76	\$14.68	\$21.70	\$26.75	\$29.72	\$26,533	\$30,529	\$45,142	\$55,648	\$61,816
29-2061	Licensed Practical and Licensed Vocational Nurses	2690	4.82	\$23.98	\$49,869	2.29	\$18.45	\$20.52	\$23.37	\$26.88	\$29.17	\$38,376	\$42,689	\$48,615	\$55,913	\$60,677
29-2071	Medical Records and Health Information Technicians	1220	7.88	\$23.90	\$49,709	2.31	\$15.58	\$18.23	\$23.05	\$28.51	\$34.80	\$32,401	\$37,908	\$47,944	\$59,308	\$72,394
29-2081	Opticians, Dispensing	610	23.12	\$18.78	\$39,068	6.16	\$12.46	\$14.74	\$17.61	\$23.05	\$27.58	\$25,917	\$30,658	\$36,638	\$47,946	\$57,368
29-2091	Orthotists and Prosthetists	50	23.49	\$27.28	\$56,747	3.31	\$20.13	\$21.84	\$25.02	\$28.79	\$38.90	\$41,872	\$45,428	\$52,032	\$59,891	\$80,909
29-2092	Hearing Aid Specialists	#	#	\$23.59	\$49,062	5.36	\$16.88	\$19.45	\$21.63	\$30.45	\$34.75	\$35,114	\$40,451	\$44,996	\$63,337	\$72,283
29-2099	Health Technologists and Technicians, All Other	1240	7.99	\$19.26	\$40,061	2.38	\$12.81	\$14.74	\$17.87	\$22.36	\$28.35	\$26,644	\$30,660	\$37,161	\$46,503	\$58,974
29-9011	Occupational Health and Safety Specialists	770	9.51	\$37.79	\$78,598	4.38	\$22.10	\$31.07	\$36.73	\$46.12	\$55.26	\$45,972	\$64,635	\$76,395	\$95,938	\$114,948
29-9012	Occupational Health and Safety Technicians	110	45.21	\$30.48	\$63,402	3.55	\$23.45	\$25.13	\$27.75	\$33.37	\$41.78	\$48,766	\$52,269	\$57,718	\$69,414	\$86,909
29-9091	Athletic Trainers	160	39.13	#	\$45,406	5.96	#	#	#	#	#	\$31,705	\$33,796	\$37,281	\$50,413	\$64,468
29-9092	Genetic Counselors	30	23.76	\$35.74	\$74,334	3.6	\$29.54	\$32.03	\$35.42	\$40.15	\$44.97	\$61,453	\$66,633	\$73,667	\$83,509	\$93,545
29-9099	Healthcare Practitioners and Technical Workers, All Other	#	#	\$30.21	\$62,838	5.17	\$19.28	\$21.01	\$30.65	\$36.40	\$45.85	\$40,112	\$43,692	\$63,755	\$75,718	\$95,369
31-0000	Healthcare Support Occupations	35740	3.11	\$15.95	\$33,178	1.91	\$10.22	\$12.28	\$15.06	\$18.19	\$23.08	\$21,251	\$25,544	\$31,327	\$37,828	\$48,016
31-1011	Home Health Aides	10610	6.99	\$13.42	\$27,921	4	\$9.23	\$10.36	\$12.36	\$15.87	\$18.47	\$19,194	\$21,541	\$25,708	\$33,006	\$38,422
31-1014	Nursing Assistants	9220	5.8	\$14.69	\$30,553	1.63	\$11.23	\$12.60	\$14.25	\$16.75	\$18.48	\$23,361	\$26,213	\$29,642	\$34,843	\$38,437
31-1015	Orderlies	210	7.34	\$14.20	\$29,536	1.24	\$10.53	\$12.16	\$14.06	\$16.43	\$18.05	\$21,897	\$25,301	\$29,255	\$34,175	\$37,535
31-2011	Occupational Therapy Assistants	350	13.55	#	#	#	#	#	#	#	#	#	#	#	#	#
31-2012	Occupational Therapy Aides	20	26.2	\$14.54	\$30,252	4.14	\$9.05	\$12.97	\$15.11	\$16.97	\$18.08	\$18,818	\$26,982	\$31,418	\$35,292	\$37,616
31-2021	Physical Therapist Assistants	520	14.27	\$24.42	\$50,793	4.3	\$14.13	\$20.90	\$25.36	\$28.61	\$32.65	\$29,386	\$43,473	\$52,744	\$59,513	\$67,911
31-2022	Physical Therapist Aides	140	29.4	\$14.43	\$30,023	1.98	\$10.88	\$12.45	\$14.36	\$16.64	\$18.08	\$22,623	\$25,889	\$29,860	\$34,609	\$37,600
31-9011	Massage Therapists	2780	11.22	\$20.71	\$43,079	9.42	\$9.77	\$13.97	\$18.29	\$27.49	\$33.78	\$20,312	\$29,054	\$38,049	\$57,178	\$70,261
31-9091	Dental Assistants	3270	9.85	\$19.83	\$41,242	4.64	\$13.26	\$15.78	\$19.22	\$23.31	\$28.26	\$27,574	\$32,823	\$39,982	\$48,475	\$58,783
31-9092	Medical Assistants	4920	7.8	\$16.49	\$34,302	1.49	\$12.45	\$14.03	\$16.32	\$18.38	\$21.50	\$25,892	\$29,178	\$33,950	\$38,235	\$44,712
31-9093	Medical Equipment Preparers	500	12.13	\$18.51	\$38,496	1.84	\$13.72	\$15.69	\$17.93	\$21.34	\$24.03	\$28,528	\$32,638	\$37,290	\$44,384	\$49,990
31-9094	Medical Transcriptionists	700	30.98	\$18.98	\$39,481	5.28	\$12.94	\$15.42	\$18.23	\$22.51	\$26.70	\$26,925	\$32,070	\$37,923	\$46,825	\$55,530
31-9096	Veterinary Assistants and Laboratory Animal Caretakers	#	#	\$12.76	\$26,535	6.77	\$10.00	\$10.84	\$12.38	\$14.04	\$16.33	\$20,798	\$22,550	\$25,741	\$29,201	\$33,973
31-9097	Phlebotomists	1100	17.04	\$17.77	\$36,954	1.93	\$13.28	\$15.20	\$17.07	\$19.53	\$23.17	\$27,623	\$31,619	\$35,516	\$40,632	\$48,191
31-9099	Healthcare Support Workers, All Other	950	10.02	\$14.92	\$31,025	2.57	\$9.27	\$12.04	\$14.47	\$17.53	\$20.22	\$19,280	\$25,053	\$30,107	\$36,453	\$42,055
33-0000	Protective Service Occupations	27000	7.06	\$22.51	\$46,819	5.25	\$9.88	\$12.80	\$18.54	\$31.62	\$40.19	\$20,557	\$26,622	\$38,564	\$65,776	\$83,601
33-1011	First-Line Supervisors of Correctional Officers	200	5.9	\$37.67	\$78,355	4.41	\$24.41	\$31.46	\$37.73	\$43.95	\$51.82	\$50,778	\$65,444	\$78,478	\$91,409	\$107,779
33-1012	First-Line Supervisors of Police and Detectives	710	1.01	\$49.53	\$103,024	2.14	\$39.85	\$42.90	\$49.38	\$55.28	\$61.35	\$82,890	\$89,222	\$102,716	\$114,984	\$127,600
33-1021	First-Line Supervisors of Fire Fighting and Prevention Workers	380	7.62	\$39.81	\$82,804	2.83	\$31.20	\$35.10	\$40.38	\$44.66	\$48.46	\$64,906	\$73,007	\$83,995	\$92,901	\$100,794
33-1099	First-Line Supervisors of Protective Service Workers, All Other	730	15.77	\$25.07	\$52,155	3.04	\$13.65	\$17.49	\$25.02	\$30.78	\$36.36	\$28,393	\$36,371	\$52,048	\$64,017	\$75,632
33-2011	Firefighters	2040	6.82	\$26.72	\$55,583	5.19	\$12.90	\$21.04	\$28.49	\$33.57	\$36.52	\$26,828	\$43,757	\$59,250	\$69,815	\$75,956
33-2021	Fire Inspectors and Investigators	30	15.82	\$33.13	\$68,906	4.17	\$22.84	\$28.38	\$32.91	\$37.13	\$44.38	\$47,514	\$59,022	\$68,454	\$77,233	\$92,319

Data unavailable

Occupational Code	Occupational Title	Employment Estimate	Employment Percentage Relative Standard Error	Average Hourly Wage	Average Annual Wage	Wage Percentage Relative Standard Error	10th Percentile (Hourly)	25th Percentile (Hourly)	50th Percentile (Hourly)	75th Percentile (Hourly)	90th Percentile (Hourly)	10th Percentile (Annual)	25th Percentile (Annual)	50th Percentile (Annual)	75th Percentile (Annual)	90th Percentile (Annual)
33-3012	Correctional Officers and Jailers	2060	8.29	\$25.55	\$53,137	3.34	\$19.36	\$20.03	\$25.17	\$30.40	\$34.13	\$40,279	\$41,670	\$52,344	\$63,228	\$70,996
33-3021	Detectives and Criminal Investigators	1090	0.28	\$42.68	\$88,785	3.33	\$27.57	\$34.08	\$40.81	\$48.03	\$63.96	\$57,344	\$70,889	\$84,889	\$99,894	\$133,045
33-3041	Parking Enforcement Workers	60	4.11	\$18.57	\$38,634	3.28	\$15.21	\$16.23	\$17.93	\$21.05	\$24.39	\$31,627	\$33,754	\$37,300	\$43,778	\$50,737
33-3051	Police and Sheriff's Patrol Officers	4580	2.48	\$33.91	\$70,532	2.49	\$25.46	\$29.86	\$34.33	\$39.01	\$43.66	\$52,949	\$62,109	\$71,408	\$81,135	\$90,803
33-9011	Animal Control Workers	130	27.52	\$22.10	\$45,958	2.05	\$18.54	\$19.98	\$22.15	\$24.66	\$27.62	\$38,562	\$41,561	\$46,077	\$51,294	\$57,448
33-9021	Private Detectives and Investigators	#	#	\$26.12	\$54,330	6.28	\$15.01	\$16.99	\$21.48	\$34.09	\$45.10	\$31,228	\$35,344	\$44,669	\$70,911	\$93,806
33-9031	Gaming Surveillance Officers and Gaming Investigators	120	0.7	\$16.02	\$33,316	1.96	\$12.59	\$13.88	\$15.82	\$17.60	\$18.83	\$26,183	\$28,860	\$32,899	\$36,609	\$39,157
33-9032	Security Guards	9460	19.53	\$14.70	\$30,568	2.22	\$10.23	\$12.07	\$13.62	\$16.07	\$20.27	\$21,287	\$25,107	\$28,336	\$33,425	\$42,161
33-9091	Crossing Guards	500	24.37	\$12.11	\$25,195	6.69	\$8.39	\$8.98	\$12.03	\$14.64	\$17.25	\$17,457	\$18,681	\$25,020	\$35,457	\$35,890
33-9092	Lifeguards, Ski Patrol, and Other Recreational Protective Service Workers	2210	3.67	\$9.78	\$20,347	1.95	\$8.23	\$8.56	\$9.13	\$10.40	\$11.50	\$17,108	\$17,810	\$18,981	\$21,626	\$23,915
33-9093	Transportation Security Screeners	750	0	\$19.00	\$39,525		\$15.34	\$17.61	\$18.31	\$20.16	\$22.08	\$31,904	\$36,629	\$38,081	\$41,928	\$45,917
33-9099	Protective Service Workers, All Other	1590	1.91	\$16.11	\$33,506	2.21	\$10.12	\$11.66	\$14.35	\$18.54	\$25.87	\$21,039	\$24,260	\$29,838	\$38,557	\$53,800
35-0000	Food Preparation and Serving-Related Occupations	118980	1.67	\$10.79	\$22,438	1.29	\$8.24	\$8.60	\$9.20	\$11.35	\$15.76	\$17,139	\$17,888	\$19,136	\$23,604	\$32,771
35-1011	Chefs and Head Cooks	970	26.68	\$21.86	\$45,459	8.31	\$12.68	\$14.74	\$21.04	\$27.16	\$32.81	\$26,370	\$30,664	\$43,774	\$56,491	\$68,240
35-1012	First-Line Supervisors of Food Preparation and Serving Workers	7290	5.87	\$16.92	\$35,196	2.13	\$10.38	\$12.37	\$16.43	\$20.68	\$24.14	\$21,601	\$25,732	\$34,176	\$43,011	\$50,213
35-2011	Cooks, Fast Food	2060	26.01	\$10.12	\$21,046	3.12	\$8.39	\$8.96	\$9.95	\$11.07	\$11.74	\$17,441	\$18,642	\$20,704	\$23,018	\$24,422
35-2012	Cooks, Institution and Cafeteria	2320	6.95	\$13.90	\$28,919	2.38	\$9.94	\$11.29	\$13.33	\$16.12	\$18.91	\$20,685	\$23,478	\$27,730	\$33,519	\$39,324
35-2014	Cooks, Restaurant	12480	3.81	\$11.61	\$24,156	1.53	\$8.70	\$9.66	\$11.15	\$13.30	\$15.08	\$18,097	\$20,096	\$23,183	\$27,669	\$31,359
35-2015	Cooks, Short Order	860	29.63	\$12.32	\$25,620	10.88	\$8.48	\$9.21	\$10.68	\$14.57	\$18.55	\$17,648	\$19,160	\$22,209	\$30,303	\$38,577
35-2019	Cooks, All Other	#	#	\$13.71	\$28,514	20.02	\$8.40	\$9.01	\$10.65	\$16.45	\$26.85	\$17,479	\$18,738	\$22,151	\$34,216	\$55,857
35-2021	Food Preparation Workers	6130	15.4	\$10.85	\$22,573	4.03	\$8.33	\$8.82	\$10.07	\$12.27	\$15.26	\$17,320	\$18,339	\$20,948	\$25,516	\$31,737
35-3011	Bartenders	5260	7.73	\$12.17	\$25,314	6.63	\$8.18	\$8.45	\$8.90	\$9.50	\$22.10	\$17,013	\$17,572	\$18,504	\$19,767	\$45,974
35-3021	Combined Food Preparation and Serving Workers, Including Fast Food	34510	5.07	\$9.50	\$19,751	1.15	\$8.19	\$8.48	\$8.96	\$9.74	\$11.48	\$17,039	\$17,637	\$18,634	\$20,251	\$23,882
35-3022	Counter Attendants, Cafeteria, Food Concession, and Coffee Shop	2560	29.6	\$9.96	\$20,717	4.23	\$8.24	\$8.61	\$9.22	\$11.04	\$13.24	\$17,148	\$17,910	\$19,180	\$22,973	\$27,543
35-3031	Waiters and Waitresses	27490	4.85	\$9.97	\$20,738	3.37	\$8.17	\$8.42	\$8.85	\$9.28	\$12.94	\$16,992	\$17,520	\$18,400	\$19,297	\$26,905
35-3041	Food Servers, Nonrestaurant	#	#	\$10.87	\$22,615	1.99	\$8.41	\$9.03	\$10.39	\$12.21	\$14.18	\$17,495	\$18,778	\$21,606	\$25,402	\$29,495
35-9011	Dining Room and Cafeteria Attendants and Bartender Helpers	3380	15.62	\$9.66	\$20,084	2.11	\$8.19	\$8.48	\$8.95	\$9.54	\$12.90	\$17,035	\$17,629	\$18,617	\$19,847	\$26,841
35-9021	Dishwashers	3680	8.42	\$9.55	\$19,856	1.68	\$8.23	\$8.59	\$9.17	\$10.39	\$11.47	\$17,127	\$17,859	\$19,077	\$21,602	\$23,855
35-9031	Hosts and Hostesses, Restaurant, Lounge, and Coffee Shop	5470	14.06	\$10.14	\$21,093	2.76	\$8.24	\$8.59	\$9.19	\$10.81	\$13.77	\$17,134	\$17,874	\$19,108	\$22,477	\$28,640
35-9099	Food Preparation and Serving Related Workers, All Other	#	#	\$10.47	\$21,772	4.77	\$8.29	\$8.72	\$9.62	\$11.69	\$14.30	\$17,236	\$18,131	\$20,000	\$24,323	\$29,750
37-0000	Building and Grounds Cleaning and Maintenance Occupations	41830	3.02	\$12.44	\$25,884	1.6	\$8.49	\$9.22	\$11.21	\$14.16	\$18.10	\$17,652	\$19,172	\$23,314	\$29,447	\$37,638
37-1011	First-Line Supervisors of Housekeeping and Janitorial Workers	1390	13.5	\$18.24	\$37,946	3.76	\$11.38	\$13.15	\$16.41	\$22.02	\$28.82	\$23,671	\$27,361	\$34,141	\$45,807	\$59,952
37-1012	First-Line Supervisors of Landscaping, Lawn Service, and Groundsk	1130	8.97	\$24.14	\$50,208	2.85	\$15.89	\$17.70	\$22.84	\$29.05	\$35.24	\$33,049	\$36,815	\$47,503	\$60,431	\$73,303
37-2011	Janitors and Cleaners, Except Maids and Housekeeping Cleaners	20560	6.06	\$11.59	\$24,100	2.16	\$8.41	\$9.03	\$10.78	\$13.36	\$15.91	\$17,492	\$18,772	\$22,432	\$27,781	\$33,086
37-2012	Maids and Housekeeping Cleaners	7960	11.64	\$10.20	\$21,221	1.73	\$8.28	\$8.69	\$9.41	\$11.35	\$13.64	\$17,213	\$18,073	\$19,577	\$23,611	\$28,380
37-2019	Building Cleaning Workers, All Other	#	#	\$12.40	\$25,783	4.43	\$8.36	\$8.90	\$12.03	\$13.97	\$16.02	\$17,392	\$18,520	\$25,031	\$29,054	\$33,315
37-2021	Pest Control Workers	250	15.32	\$15.56	\$32,370	6.79	\$10.07	\$12.47	\$14.70	\$17.90	\$22.44	\$20,939	\$25,933	\$30,567	\$37,234	\$46,668
37-3011	Landscaping and Groundskeeping Workers	10240	6.25	\$13.64	\$28,365	2.1	\$9.51	\$10.55	\$12.61	\$16.18	\$18.86	\$19,773	\$21,938	\$26,233	\$33,658	\$39,228
37-3012	Pesticide Handlers, Sprayers, and Applicators, Vegetation	60	32.14	\$19.70	\$40,982	3.75	\$14.84	\$16.73	\$19.78	\$22.41	\$24.93	\$30,859	\$34,804	\$41,138	\$46,604	\$51,845
37-3013	Tree Trimmers and Pruners	#	#	\$23.24	\$48,337	9.22	\$16.43	\$18.71	\$21.27	\$30.35	\$34.47	\$34,166	\$38,925	\$44,240	\$63,120	\$71,698
37-3019	Grounds Maintenance Workers, All Other	70	34.71	\$20.74	\$43,135	8.28	\$13.76	\$16.20	\$19.23	\$27.91	\$28.89	\$28,624	\$33,701	\$39,996	\$58,063	\$60,082
39-0000	Personal Care and Service Occupations	39840	3.22	\$12.68	\$26,377	1.86	\$8.40	\$9.01	\$10.56	\$13.72	\$20.95	\$17,480	\$18,741	\$21,960	\$28,534	\$43,577
39-1011	Gaming Supervisors	220	4.76	\$22.78	\$47,390	1.53	\$19.21	\$20.33	\$22.19	\$25.03	\$28.22	\$39,962	\$42,287	\$46,163	\$52,070	\$58,694

Data unavailable

Occupational Code	Occupational Title	Employment Estimate	Employment Percentage Relative Standard Error	Average Hourly Wage	Average Annual Wage	Wage Percentage Relative Standard Error	10th Percentile (Hourly)	25th Percentile (Hourly)	50th Percentile (Hourly)	75th Percentile (Hourly)	90th Percentile (Hourly)	10th Percentile (Annual)	25th Percentile (Annual)	50th Percentile (Annual)	75th Percentile (Annual)	90th Percentile (Annual)
39-1012	Slot Supervisors	140	10.72	\$18.45	\$38,375	3.97	\$12.41	\$14.29	\$17.72	\$22.33	\$26.41	\$25,806	\$29,716	\$36,856	\$46,455	\$54,936
39-1021	First-Line Supervisors of Personal Service Workers	1710	8.78	\$19.29	\$40,121	2.94	\$10.70	\$13.39	\$18.12	\$23.61	\$29.58	\$22,248	\$27,857	\$37,695	\$49,118	\$61,531
39-2021	Nonfarm Animal Caretakers	2070	9.67	\$10.49	\$21,811	4.27	\$8.26	\$8.65	\$9.31	\$10.94	\$14.75	\$17,180	\$17,991	\$19,359	\$22,757	\$30,690
39-3011	Gaming Dealers	830	0.8	\$8.74	\$18,187	2.49	\$8.14	\$8.35	\$8.70	\$9.05	\$9.26	\$16,931	\$17,368	\$18,096	\$18,823	\$19,261
39-3019	Gaming Service Workers, All Other	#	#	\$15.23	\$31,677	2.97	\$10.58	\$12.55	\$14.82	\$17.69	\$20.91	\$21,997	\$26,113	\$30,826	\$36,795	\$43,500
39-3021	Motion Picture Projectionists	#	#	\$10.79	\$22,439	10.11	\$8.43	\$9.07	\$10.42	\$11.99	\$14.10	\$17,529	\$18,863	\$21,668	\$24,938	\$29,332
39-3031	Ushers, Lobby Attendants, and Ticket Takers	3330	8.81	\$9.42	\$19,602	2.65	\$8.23	\$8.58	\$9.16	\$10.44	\$11.32	\$17,123	\$17,847	\$19,055	\$21,706	\$23,551
39-3091	Amusement and Recreation Attendants	2760	12.4	\$9.56	\$19,878	2.24	\$8.17	\$8.43	\$8.87	\$9.32	\$11.42	\$17,001	\$17,544	\$18,447	\$19,379	\$23,748
39-3093	Locker Room, Coatroom, and Dressing Room Attendants	170	17.68	\$10.71	\$22,268	2.51	\$8.35	\$8.86	\$10.09	\$12.13	\$14.27	\$17,359	\$18,437	\$20,979	\$25,231	\$29,685
39-3099	Entertainment Attendants and Related Workers, All Other	80	34.97	\$12.07	\$25,112	1.78	\$8.86	\$10.26	\$12.32	\$13.80	\$14.69	\$18,428	\$21,347	\$25,630	\$28,703	\$30,548
39-4011	Embalmers	#	#	\$17.83	\$37,094	17.42	\$10.04	\$11.06	\$19.47	\$22.49	\$25.40	\$20,882	\$23,000	\$40,500	\$46,788	\$52,841
39-4031	Morticians, Undertakers, and Funeral Directors	130	26.23	\$19.10	\$39,736	16.22	\$10.14	\$11.31	\$19.07	\$22.60	\$34.97	\$21,088	\$23,515	\$39,675	\$47,009	\$72,738
39-5012	Hairdressers, Hairstylists, and Cosmetologists	4000	9.59	\$13.57	\$28,236	6.79	\$8.40	\$9.00	\$10.77	\$14.24	\$25.72	\$17,472	\$18,720	\$22,407	\$29,627	\$53,488
39-5092	Manicurists and Pedicurists	520	45.85	\$13.73	\$28,558	11.66	\$9.49	\$10.57	\$14.35	\$16.83	\$18.16	\$19,737	\$21,995	\$29,843	\$35,012	\$37,776
39-5094	Skincare Specialists	520	47.54	\$14.03	\$29,174	18.7	\$8.30	\$8.74	\$10.77	\$18.98	\$25.43	\$17,257	\$18,183	\$22,410	\$39,477	\$52,898
39-6011	Baggage Porters and Bellhops	480	16.44	\$9.56	\$19,881	3.13	\$8.21	\$8.52	\$9.05	\$10.13	\$11.64	\$17,077	\$17,731	\$18,823	\$21,071	\$24,207
39-6012	Concierges	190	25.39	\$14.25	\$29,632	3.28	\$9.88	\$11.17	\$13.24	\$16.29	\$20.97	\$20,554	\$23,223	\$27,529	\$33,883	\$43,610
39-7011	Tour Guides and Escorts	320	25.35	\$12.95	\$26,932	4.29	\$8.81	\$10.21	\$12.81	\$15.33	\$17.70	\$18,328	\$21,240	\$26,641	\$31,891	\$36,820
39-7012	Travel Guides	#	#	\$16.37	\$34,053	3.73	\$11.39	\$13.36	\$16.25	\$19.06	\$21.97	\$23,699	\$27,798	\$33,810	\$39,645	\$45,697
39-9011	Childcare Workers	4540	13.84	\$12.12	\$25,217	3.25	\$8.49	\$9.23	\$11.78	\$14.18	\$16.86	\$17,661	\$19,193	\$24,510	\$29,496	\$35,077
39-9021	Personal Care Aides	8720	8.94	\$10.18	\$21,164	1.2	\$8.54	\$9.35	\$10.23	\$11.08	\$11.59	\$17,765	\$19,440	\$21,287	\$23,050	\$24,112
39-9031	Fitness Trainers and Aerobics Instructors	3990	9.31	\$20.72	\$43,100	5.29	\$8.98	\$12.79	\$19.81	\$27.44	\$33.67	\$18,681	\$26,610	\$41,199	\$57,083	\$70,033
39-9032	Recreation Workers	3690	7.92	\$12.50	\$26,004	2.74	\$8.58	\$9.54	\$11.49	\$13.90	\$17.49	\$17,849	\$19,845	\$23,904	\$28,915	\$36,387
39-9041	Residential Advisors	90	15.56	\$16.40	\$34,106	5.72	\$11.81	\$12.89	\$14.69	\$19.79	\$23.12	\$24,564	\$26,812	\$30,550	\$41,168	\$48,095
39-9099	Personal Care and Service Workers, All Other	630	22.17	\$11.02	\$22,930	6.07	\$8.28	\$8.71	\$9.40	\$11.55	\$16.21	\$17,232	\$18,121	\$19,543	\$24,021	\$33,707
41-0000	Sales and Related Occupations	150920	1.7	\$21.62	\$44,964	1.84	\$8.65	\$9.85	\$14.53	\$25.50	\$44.18	\$17,999	\$20,491	\$30,228	\$53,040	\$91,896
41-1011	First-Line Supervisors of Retail Sales Workers	9360	4.51	\$20.81	\$43,284	2.05	\$11.97	\$14.85	\$18.61	\$24.38	\$31.18	\$24,898	\$30,894	\$38,699	\$50,701	\$64,862
41-1012	First-Line Supervisors of Non-Retail Sales Workers	2780	7.03	\$40.45	\$84,143	2.34	\$21.03	\$27.58	\$37.55	\$48.83	\$66.96	\$43,740	\$57,361	\$78,099	\$101,570	\$139,271
41-2011	Cashiers	24860	6.48	\$10.54	\$21,932	1.38	\$8.28	\$8.70	\$9.43	\$11.53	\$14.64	\$17,219	\$18,088	\$19,619	\$23,972	\$30,456
41-2012	Gaming Change Persons and Booth Cashiers	100	14.61	\$14.12	\$29,361	3.99	\$10.57	\$12.04	\$14.04	\$16.47	\$17.95	\$21,991	\$25,052	\$29,208	\$34,253	\$37,329
41-2021	Counter and Rental Clerks	6900	10.72	\$13.50	\$28,074	3.42	\$8.37	\$8.91	\$11.34	\$16.30	\$21.97	\$17,401	\$18,543	\$23,584	\$33,909	\$45,691
41-2022	Parts Salespersons	1930	10.63	\$16.37	\$34,051	4.58	\$8.99	\$10.92	\$14.39	\$20.80	\$26.70	\$18,700	\$22,713	\$29,931	\$43,266	\$55,532
41-2031	Retail Salespersons	43660	3.89	\$12.89	\$26,815	2.05	\$8.43	\$9.07	\$10.72	\$13.90	\$20.13	\$17,530	\$18,866	\$22,302	\$28,912	\$41,878
41-3011	Advertising Sales Agents	1610	9.34	\$38.56	\$80,205	14	\$13.43	\$17.49	\$25.36	\$42.47	\$95.03	\$27,943	\$36,389	\$52,757	\$88,342	\$197,666
41-3021	Insurance Sales Agents	4790	12.41	\$26.59	\$55,302	7.22	\$10.01	\$13.40	\$21.09	\$30.85	\$49.00	\$20,824	\$27,862	\$43,876	\$64,167	\$101,914
41-3031	Securities, Commodities, and Financial Services Sales Agents	5810	8.48	\$35.12	\$73,056	6.92	\$13.65	\$16.78	\$22.77	\$41.90	\$78.30	\$28,391	\$34,909	\$47,367	\$87,161	\$162,859
41-3041	Travel Agents	860	20.28	\$18.61	\$38,705	3.51	\$9.45	\$13.79	\$17.47	\$22.02	\$29.67	\$19,663	\$28,678	\$36,344	\$45,803	\$61,718
41-3099	Sales Representatives, Services, All Other	13910	4.99	\$31.29	\$65,081	2.75	\$11.39	\$17.16	\$26.09	\$38.88	\$57.32	\$23,699	\$35,692	\$54,276	\$80,875	\$119,216
41-4011	Sales Representatives, Wholesale and Manufacturing, Technical and Scientific Products	4360	10.84	\$47.66	\$99,137	6.07	\$18.34	\$27.09	\$42.54	\$56.76	\$85.88	\$38,152	\$56,349	\$88,485	\$118,051	\$178,628
41-4012	Sales Representatives, Wholesale and Manufacturing, Except Technical and Scientific Products	20100	5.02	\$34.55	\$71,859	2.76	\$13.51	\$18.97	\$27.74	\$43.28	\$62.61	\$28,110	\$39,461	\$57,703	\$90,023	\$130,219
41-9011	Demonstrators and Product Promoters	310	25.61	\$15.59	\$32,435	11.89	\$9.93	\$11.36	\$13.45	\$17.02	\$27.06	\$20,655	\$23,626	\$27,971	\$35,399	\$56,286
41-9021	Real Estate Brokers	700	30.43	\$40.15	\$83,512	12.33	\$13.88	\$17.26	\$32.85	\$52.77	\$84.50	\$28,880	\$35,891	\$68,334	\$109,751	\$175,769
41-9022	Real Estate Sales Agents	1450	17.99	\$38.90	\$80,910	14.28	\$13.62	\$20.06	\$30.43	\$53.40	\$69.59	\$28,320	\$41,718	\$63,294	\$111,075	\$144,752
41-9031	Sales Engineers	1200	21.66	\$53.02	\$110,277	6.33	\$30.15	\$37.27	\$49.08	\$61.86	\$77.30	\$62,704	\$77,512	\$102,089	\$128,673	\$160,782
41-9041	Telemarketers	4100	11	\$14.69	\$30,554	3.63	\$9.84	\$11.75	\$13.73	\$16.50	\$19.69	\$20,472	\$24,432	\$28,561	\$34,326	\$40,947

Data unavailable

Occupational Code	Occupational Title	Employment Estimate	Employment Percentage Relative Standard Error	Average Hourly Wage	Average Annual Wage	Wage Percentage Relative Standard Error	10th Percentile (Hourly)	25th Percentile (Hourly)	50th Percentile (Hourly)	75th Percentile (Hourly)	90th Percentile (Hourly)	10th Percentile (Annual)	25th Percentile (Annual)	50th Percentile (Annual)	75th Percentile (Annual)	90th Percentile (Annual)
41-9099	Sales and Related Workers, All Other	2140	11	\$20.74	\$43,145	4.56	\$8.94	\$13.35	\$18.44	\$23.40	\$33.34	\$18,603	\$27,764	\$38,353	\$48,674	\$69,352
43-0000	Office and Administrative Support Occupations	205190	1.43	\$18.53	\$38,546	0.45	\$10.41	\$13.36	\$17.37	\$22.61	\$27.89	\$21,660	\$27,796	\$36,121	\$47,032	\$58,013
43-1011	First-Line Supervisors of Office and Administrative Support Workers	12210	2.76	\$28.20	\$58,666	0.97	\$15.56	\$20.78	\$26.70	\$34.13	\$42.99	\$32,356	\$43,220	\$55,536	\$70,999	\$89,430
43-2011	Switchboard Operators, Including Answering Service	1060	8.32	\$13.49	\$28,054	2.6	\$9.93	\$10.98	\$12.99	\$15.33	\$17.96	\$20,659	\$22,829	\$27,029	\$31,877	\$37,357
43-3011	Bill and Account Collectors	2780	9.53	\$17.42	\$36,237	1.67	\$12.63	\$14.54	\$17.05	\$19.84	\$23.12	\$26,275	\$30,235	\$35,457	\$41,274	\$48,094
43-3021	Billing and Posting Clerks and Machine Operators	3460	8.94	\$19.91	\$41,409	1.56	\$14.95	\$16.54	\$19.09	\$22.81	\$27.16	\$31,095	\$34,393	\$39,717	\$47,452	\$56,496
43-3031	Bookkeeping, Accounting, and Auditing Clerks	15550	5.95	\$19.12	\$39,773	1.58	\$11.68	\$14.41	\$18.29	\$22.94	\$27.91	\$24,284	\$29,969	\$38,053	\$47,723	\$58,053
43-3041	Gaming Cage Workers	180	12.51	\$15.09	\$31,389	1.49	\$12.33	\$13.11	\$14.41	\$16.89	\$18.81	\$25,638	\$27,262	\$29,969	\$35,139	\$39,125
43-3051	Payroll and Timekeeping Clerks	1330	6.26	\$22.13	\$46,040	1.35	\$15.77	\$18.29	\$21.41	\$25.23	\$29.44	\$32,809	\$38,035	\$44,542	\$52,476	\$61,236
43-3061	Procurement Clerks	580	5.53	\$23.67	\$49,238	2.73	\$16.14	\$18.60	\$22.65	\$27.15	\$32.28	\$33,580	\$38,681	\$47,120	\$56,466	\$67,150
43-3071	Tellers	3660	6.64	\$13.36	\$27,797	2.06	\$10.13	\$11.14	\$12.98	\$14.91	\$17.63	\$21,074	\$23,180	\$27,003	\$31,011	\$36,672
43-3099	Financial Clerks, All Other	900	8.18	\$20.35	\$42,324	2.21	\$14.28	\$16.76	\$20.00	\$23.02	\$27.69	\$29,712	\$34,854	\$41,605	\$47,884	\$57,601
43-4011	Brokerage Clerks	680	16.95	\$23.90	\$49,721	7.59	\$13.41	\$16.75	\$23.63	\$30.61	\$35.55	\$27,896	\$34,845	\$49,161	\$63,677	\$73,951
43-4021	Correspondence Clerks	60	37.21	\$20.01	\$41,612	5.05	\$14.02	\$16.98	\$20.37	\$22.50	\$23.98	\$29,166	\$35,311	\$42,374	\$46,797	\$49,884
43-4031	Court, Municipal, and License Clerks	1980	2.04	\$19.27	\$40,090	1.3	\$14.12	\$16.23	\$18.68	\$22.28	\$24.86	\$29,364	\$33,767	\$38,862	\$46,347	\$51,716
43-4041	Credit Authorizers, Checkers, and Clerks	280	26.21	\$23.49	\$48,866	11.75	\$12.53	\$15.48	\$18.84	\$25.57	\$33.55	\$26,053	\$32,197	\$39,195	\$53,176	\$69,783
43-4051	Customer Service Representatives	26990	5.43	\$16.97	\$35,288	1.08	\$11.04	\$13.12	\$15.90	\$19.98	\$24.33	\$22,961	\$27,281	\$33,082	\$41,563	\$50,614
43-4061	Eligibility Interviewers, Government Programs	1540	2.68	\$21.82	\$45,386	1.87	\$16.31	\$18.19	\$21.38	\$24.62	\$28.35	\$33,935	\$37,837	\$44,463	\$51,215	\$58,977
43-4071	File Clerks	1140	13.08	\$15.30	\$31,824	3.95	\$8.99	\$11.84	\$14.42	\$18.39	\$22.21	\$18,703	\$24,621	\$30,001	\$38,250	\$46,195
43-4081	Hotel, Motel, and Resort Desk Clerks	2120	10.71	\$10.84	\$22,537	3.28	\$8.50	\$9.25	\$10.48	\$11.88	\$14.08	\$17,681	\$19,243	\$21,805	\$24,711	\$29,290
43-4111	Interviewers, Except Eligibility and Loan	1700	12	\$17.07	\$35,512	2.47	\$11.65	\$14.18	\$17.05	\$20.14	\$22.99	\$24,241	\$29,487	\$35,460	\$41,899	\$47,825
43-4121	Library Assistants, Clerical	640	13.97	\$11.85	\$24,653	2.54	\$8.54	\$9.37	\$11.41	\$13.72	\$16.14	\$17,770	\$19,491	\$23,730	\$28,535	\$33,564
43-4131	Loan Interviewers and Clerks	2450	10.75	\$21.23	\$44,158	2.17	\$14.23	\$18.02	\$21.12	\$23.87	\$28.50	\$29,588	\$37,484	\$43,938	\$49,644	\$59,277
43-4141	New Accounts Clerks	360	33.12	\$17.94	\$37,314	3.34	\$15.05	\$15.88	\$17.26	\$18.64	\$22.48	\$31,310	\$33,032	\$35,902	\$38,767	\$46,751
43-4151	Order Clerks	1590	32.95	\$17.01	\$35,372	5.63	\$11.78	\$13.15	\$15.34	\$20.13	\$25.66	\$24,497	\$27,358	\$31,909	\$41,878	\$53,382
43-4161	Human Resources Assistants, Except Payroll and Timekeeping	1530	4.47	\$20.06	\$41,726	1.23	\$13.99	\$16.81	\$20.21	\$23.28	\$27.05	\$29,109	\$34,964	\$42,035	\$48,416	\$56,271
43-4171	Receptionists and Information Clerks	11010	5.23	\$15.02	\$31,236	2.2	\$9.37	\$11.56	\$14.31	\$17.63	\$21.90	\$19,479	\$24,052	\$29,761	\$36,664	\$45,559
43-4181	Reservation and Transportation Ticket Agents and Travel Clerks	1910	16.75	\$15.37	\$31,971	5.62	\$10.03	\$11.00	\$13.58	\$20.04	\$22.77	\$20,859	\$22,877	\$28,252	\$41,693	\$47,362
43-4199	Information and Record Clerks, All Other	4650	4.96	\$19.75	\$41,076	1.33	\$13.59	\$16.24	\$19.48	\$22.92	\$26.96	\$28,260	\$33,770	\$40,519	\$47,681	\$56,069
43-5011	Cargo and Freight Agents	530	21.22	\$21.36	\$44,428	5.74	\$9.84	\$14.77	\$19.98	\$27.71	\$33.00	\$20,474	\$30,723	\$41,560	\$57,630	\$68,636
43-5021	Couriers and Messengers	560	18.29	\$15.63	\$32,504	5.72	\$10.87	\$12.46	\$14.42	\$18.61	\$22.39	\$22,613	\$25,923	\$29,992	\$38,699	\$46,562
43-5031	Police, Fire, and Ambulance Dispatchers	950	12.83	\$23.16	\$48,171	1.63	\$18.16	\$20.29	\$22.72	\$26.42	\$29.00	\$37,768	\$42,198	\$47,260	\$54,957	\$60,328
43-5032	Dispatchers, Except Police, Fire, and Ambulance	1790	8.53	\$21.18	\$44,046	3.68	\$12.37	\$16.20	\$20.30	\$24.76	\$29.73	\$25,730	\$33,692	\$42,234	\$51,502	\$61,829
43-5041	Meter Readers, Utilities	210	26.19	\$22.56	\$46,917	10.21	\$12.74	\$14.69	\$24.12	\$27.80	\$31.24	\$26,498	\$30,562	\$50,162	\$57,830	\$64,987
43-5051	Postal Service Clerks	500	0	\$25.06	\$52,119	2.56	\$15.27	\$26.72	\$26.73	\$27.29	\$27.29	\$31,755	\$55,579	\$55,587	\$55,595	\$56,772
43-5052	Postal Service Mail Carriers	2520	0	\$25.20	\$52,420	2.25	\$16.12	\$26.02	\$27.50	\$27.51	\$28.08	\$33,521	\$54,120	\$57,206	\$57,216	\$58,410
43-5053	Postal Service Mail Sorters, Processors, and Processing Machine Operators	1770	0	\$24.20	\$50,343	3.94	\$15.26	\$25.00	\$26.21	\$26.22	\$26.31	\$31,750	\$52,001	\$54,519	\$54,534	\$54,719
43-5061	Production, Planning, and Expediting Clerks	1690	5.91	\$23.40	\$48,674	2.74	\$15.17	\$17.80	\$22.47	\$27.50	\$33.83	\$31,544	\$37,031	\$46,732	\$57,199	\$70,356
43-5071	Shipping, Receiving, and Traffic Clerks	5910	6.87	\$16.05	\$33,381	1.82	\$10.15	\$12.31	\$14.65	\$18.85	\$23.71	\$21,107	\$25,599	\$30,467	\$39,199	\$49,320
43-5081	Stock Clerks and Order Fillers	18650	4.23	\$13.52	\$28,129	1.47	\$8.61	\$9.61	\$12.48	\$16.59	\$19.22	\$17,911	\$19,990	\$25,964	\$34,502	\$39,973
43-5111	Weighers, Measurers, Checkers, and Samplers, Recordkeeping	240	17.49	\$16.24	\$33,787	4.08	\$11.08	\$13.40	\$16.01	\$17.91	\$20.76	\$23,037	\$27,864	\$33,297	\$37,261	\$43,178
43-6011	Executive Secretaries and Executive Administrative Assistants	6930	3.02	\$26.04	\$54,163	1.39	\$18.68	\$21.11	\$25.34	\$29.79	\$35.51	\$38,863	\$43,902	\$52,712	\$61,970	\$73,853
43-6012	Legal Secretaries	1920	12.43	\$24.14	\$50,207	4.09	\$15.25	\$18.13	\$22.98	\$30.35	\$35.37	\$31,714	\$37,706	\$47,807	\$63,124	\$73,578
43-6013	Medical Secretaries	4570	11.34	\$17.38	\$36,145	2.35	\$12.26	\$14.65	\$17.09	\$19.97	\$22.96	\$25,494	\$30,478	\$35,538	\$41,535	\$47,763

Data unavailable

Occupational Code	Occupational Title	Employment Estimate	Employment Percentage Relative Standard Error	Average Hourly Wage	Average Annual Wage	Wage Percentage Relative Standard Error	10th Percentile (Hourly)	25th Percentile (Hourly)	50th Percentile (Hourly)	75th Percentile (Hourly)	90th Percentile (Hourly)	10th Percentile (Annual)	25th Percentile (Annual)	50th Percentile (Annual)	75th Percentile (Annual)	90th Percentile (Annual)
43-6014	Secretaries and Administrative Assistants, Except Legal, Medical,	31190	2.99	\$18.22	\$37,902	0.72	\$11.39	\$14.14	\$17.80	\$22.14	\$26.42	\$23,683	\$29,401	\$37,019	\$46,062	\$54,959
43-9011	Computer Operators	300	12.53	\$24.06	\$50,050	2.11	\$16.54	\$19.77	\$23.79	\$27.86	\$32.90	\$34,408	\$41,128	\$49,483	\$57,952	\$68,431
43-9021	Data Entry Keyers	1610	16.32	\$17.58	\$36,560	5.76	\$9.74	\$13.20	\$16.88	\$20.55	\$27.49	\$20,263	\$27,458	\$35,110	\$42,738	\$57,179
43-9022	Word Processors and Typists	220	13.82	\$19.48	\$40,524	6.14	\$11.58	\$15.00	\$18.79	\$24.63	\$28.25	\$24,086	\$31,201	\$39,086	\$51,238	\$58,765
43-9031	Desktop Publishers	120	35.59	\$21.65	\$45,028	3.64	\$15.77	\$18.92	\$21.26	\$23.60	\$28.89	\$32,795	\$39,344	\$44,229	\$49,097	\$60,101
43-9041	Insurance Claims and Policy Processing Clerks	1270	17.14	\$21.42	\$44,546	2.71	\$15.51	\$17.33	\$20.55	\$24.21	\$28.36	\$32,269	\$36,047	\$42,754	\$50,363	\$58,993
43-9051	Mail Clerks and Mail Machine Operators, Except Postal Service	710	9.43	\$16.28	\$33,861	2.57	\$11.00	\$13.97	\$16.52	\$18.58	\$21.62	\$22,889	\$29,050	\$34,365	\$38,650	\$44,969
43-9061	Office Clerks, General	16800	4.36	\$17.84	\$37,102	1.6	\$9.85	\$12.60	\$16.47	\$22.09	\$28.17	\$20,486	\$26,214	\$34,263	\$45,939	\$58,586
43-9071	Office Machine Operators, Except Computer	620	16.97	\$15.52	\$32,286	2.52	\$9.16	\$12.19	\$15.04	\$18.51	\$22.24	\$19,047	\$25,353	\$31,287	\$38,507	\$46,254
43-9081	Proofreaders and Copy Markers	40	23.46	\$19.55	\$40,666	14.22	\$10.22	\$14.97	\$17.97	\$22.54	\$29.41	\$21,263	\$31,141	\$37,385	\$46,892	\$61,171
43-9111	Statistical Assistants	#	#	\$23.14	\$48,129	2.72	\$14.34	\$20.17	\$24.49	\$27.25	\$28.96	\$29,829	\$41,953	\$50,946	\$56,689	\$60,243
43-9199	Office and Administrative Support Workers, All Other	1070	8.93	\$17.98	\$37,406	4.56	\$8.95	\$12.95	\$16.60	\$21.77	\$27.65	\$18,621	\$26,927	\$34,525	\$45,289	\$57,502
45-0000	Farming, Fishing, and Forestry Occupations	1470	16.13	\$13.44	\$27,958	2.77	\$8.63	\$9.80	\$12.67	\$14.75	\$18.95	\$17,946	\$20,380	\$26,355	\$30,687	\$39,408
45-1011	First-Line Supervisors of Farming, Fishing, and Forestry Workers	70	17.68	\$22.56	\$46,929	6.39	\$13.56	\$17.13	\$21.09	\$26.91	\$35.21	\$28,214	\$35,641	\$43,872	\$55,982	\$73,241
45-2011	Agricultural Inspectors	10	33.82	\$25.38	\$52,797	3.21	\$19.22	\$19.46	\$25.08	\$29.92	\$35.40	\$39,978	\$40,469	\$52,173	\$62,229	\$73,638
45-2041	Graders and Sorters, Agricultural Products	#	#	\$10.67	\$22,188	4.94	\$8.87	\$9.64	\$10.50	\$11.36	\$12.06	\$18,443	\$20,054	\$21,841	\$23,628	\$25,078
45-2092	Farmworkers and Laborers, Crop, Nursery, and Greenhouse	1110	19.55	\$13.10	\$27,255	3.1	\$8.72	\$10.17	\$12.79	\$14.51	\$17.64	\$18,147	\$21,155	\$26,608	\$30,173	\$36,698
45-2093	Farmworkers, Farm, Ranch, and Aquacultural Animals	150	19.72	\$11.05	\$22,987	7.14	\$8.26	\$8.64	\$9.56	\$11.74	\$14.65	\$17,175	\$17,978	\$19,878	\$24,418	\$30,470
47-0000	Construction and Extraction Occupations	60020	2.78	\$21.64	\$45,014	1.24	\$12.70	\$15.61	\$19.75	\$26.21	\$33.38	\$26,410	\$32,469	\$41,078	\$54,521	\$69,420
47-1011	First-Line Supervisors of Construction Trades and Extraction Work	6480	5.47	\$32.51	\$67,629	2.61	\$19.09	\$24.16	\$30.49	\$38.48	\$46.55	\$39,713	\$50,263	\$63,421	\$80,043	\$96,817
47-2011	Boilermakers	70	46.19	\$29.44	\$61,245	5.11	\$18.72	\$23.08	\$27.64	\$39.11	\$43.50	\$38,933	\$48,010	\$57,487	\$81,344	\$90,482
47-2021	Brickmasons and Blockmasons	750	34.33	\$20.39	\$42,411	11.38	\$12.66	\$14.03	\$21.13	\$26.26	\$28.53	\$26,331	\$29,183	\$43,949	\$54,622	\$59,347
47-2022	Stonemasons	#	#	\$16.84	\$35,030	5.05	\$15.20	\$15.83	\$16.88	\$17.93	\$18.56	\$31,609	\$32,920	\$35,106	\$37,292	\$38,603
47-2031	Carpenters	7090	10.07	\$20.42	\$42,480	3.48	\$12.60	\$15.24	\$20.25	\$24.40	\$28.21	\$26,209	\$31,690	\$42,110	\$50,754	\$58,670
47-2041	Carpet Installers	280	45.11	\$18.87	\$39,246	4.58	\$10.09	\$13.30	\$19.92	\$23.67	\$27.23	\$20,994	\$27,661	\$41,429	\$49,236	\$56,632
47-2044	Tile and Marble Setters	#	#	\$24.93	\$51,850	8.81	\$12.20	\$13.49	\$20.13	\$39.77	\$43.90	\$25,367	\$28,051	\$41,878	\$82,731	\$91,317
47-2051	Cement Masons and Concrete Finishers	2230	18.68	\$17.81	\$37,049	4.98	\$10.74	\$13.29	\$17.26	\$21.93	\$26.32	\$22,343	\$27,646	\$35,902	\$45,622	\$54,748
47-2061	Construction Laborers	10510	9.09	\$15.80	\$32,867	1.66	\$10.82	\$12.79	\$15.36	\$18.17	\$21.86	\$22,511	\$26,609	\$31,948	\$37,787	\$45,469
47-2071	Paving, Surfacing, and Tamping Equipment Operators	800	25.86	\$19.11	\$39,744	2.03	\$13.65	\$15.98	\$19.20	\$22.08	\$24.40	\$28,400	\$33,249	\$39,935	\$45,929	\$50,746
47-2073	Operating Engineers and Other Construction Equipment Operators	3460	8.38	\$21.64	\$45,014	2.19	\$15.71	\$17.50	\$21.09	\$25.52	\$28.67	\$32,670	\$36,405	\$43,874	\$53,086	\$59,644
47-2081	Drywall and Ceiling Tile Installers	1150	23.16	\$20.62	\$42,890	5.23	\$15.05	\$16.75	\$20.26	\$24.95	\$27.85	\$31,300	\$34,840	\$42,132	\$51,889	\$57,935
47-2082	Tapers	660	47.42	\$20.07	\$41,739	2.34	\$15.49	\$16.67	\$18.65	\$21.92	\$27.88	\$32,209	\$34,679	\$38,795	\$45,587	\$57,995
47-2111	Electricians	8160	8.18	\$23.46	\$48,795	3.85	\$13.63	\$16.48	\$22.23	\$29.33	\$35.90	\$28,353	\$34,276	\$46,248	\$61,016	\$74,665
47-2121	Glaziers	#	#	\$21.09	\$43,858	4.51	\$13.42	\$16.57	\$20.90	\$25.97	\$28.97	\$27,906	\$34,466	\$43,473	\$54,014	\$60,252
47-2131	Insulation Workers, Floor, Ceiling, and Wall	#	#	\$19.15	\$39,827	12.61	\$9.51	\$12.95	\$16.84	\$24.75	\$32.31	\$19,787	\$26,926	\$35,036	\$51,477	\$67,197
47-2132	Insulation Workers, Mechanical	650	43.43	\$18.70	\$38,895	6.13	\$11.68	\$13.85	\$17.04	\$20.78	\$26.04	\$24,298	\$28,809	\$35,443	\$43,226	\$54,154
47-2141	Painters, Construction and Maintenance	1450	20.06	\$17.05	\$35,471	6.02	\$9.46	\$14.27	\$16.87	\$19.64	\$23.49	\$19,678	\$29,685	\$35,084	\$40,861	\$48,858
47-2151	Pipelayers	540	20.64	\$19.89	\$41,364	5.92	\$13.84	\$15.91	\$18.57	\$22.66	\$28.88	\$28,782	\$33,101	\$38,630	\$47,123	\$60,079
47-2152	Plumbers, Pipefitters, and Steamfitters	3900	13.75	\$23.58	\$49,048	3.08	\$15.60	\$17.74	\$23.20	\$28.87	\$33.88	\$32,446	\$36,891	\$48,250	\$60,053	\$70,477
47-2161	Plasterers and Stucco Masons	#	#	\$18.44	\$38,362	5.33	\$15.50	\$16.45	\$18.03	\$20.34	\$22.38	\$32,248	\$34,219	\$37,503	\$42,301	\$46,551
47-2181	Roofers	1320	21.91	\$20.31	\$42,236	6.74	\$13.01	\$15.65	\$19.37	\$24.26	\$29.21	\$27,070	\$32,561	\$40,280	\$50,465	\$60,763
47-2211	Sheet Metal Workers	1390	28.75	\$21.55	\$44,832	4.21	\$14.82	\$17.12	\$20.75	\$25.06	\$31.22	\$30,823	\$35,604	\$43,162	\$52,132	\$64,941
47-2221	Structural Iron and Steel Workers	280	33.65	\$20.55	\$42,735	4.6	\$15.65	\$17.10	\$19.89	\$23.91	\$27.42	\$32,555	\$35,576	\$41,375	\$49,724	\$57,033
47-3012	Helpers--Carpenters	40	33.3	\$14.53	\$30,230	6.11	\$10.25	\$12.24	\$14.36	\$17.05	\$18.69	\$21,328	\$25,467	\$29,860	\$35,456	\$38,876
47-3013	Helpers--Electricians	340	27.55	\$18.97	\$39,450	9.92	\$12.10	\$13.23	\$15.91	\$24.28	\$30.24	\$25,161	\$27,518	\$33,086	\$50,496	\$62,908

Data unavailable

Occupational Code	Occupational Title	Employment Estimate	Employment Percentage Relative Standard Error	Average Hourly Wage	Average Annual Wage	Wage Percentage Relative Standard Error	10th Percentile (Hourly)	25th Percentile (Hourly)	50th Percentile (Hourly)	75th Percentile (Hourly)	90th Percentile (Hourly)	10th Percentile (Annual)	25th Percentile (Annual)	50th Percentile (Annual)	75th Percentile (Annual)	90th Percentile (Annual)
47-3015	Helpers--Pipelayers, Plumbers, Pipefitters, and Steamfitters	#	#	\$12.73	\$26,487	9.48	\$8.38	\$8.95	\$12.49	\$16.08	\$18.07	\$17,430	\$18,616	\$25,979	\$33,443	\$37,596
47-3016	Helpers--Roofers	90	23.22	\$13.98	\$29,088	4.24	\$10.66	\$12.10	\$13.63	\$15.61	\$18.06	\$22,171	\$25,160	\$28,347	\$32,473	\$37,575
47-4011	Construction and Building Inspectors	820	12.81	\$31.89	\$66,338	2.98	\$21.79	\$26.07	\$31.26	\$36.22	\$43.54	\$45,333	\$54,229	\$65,029	\$75,341	\$90,556
47-4021	Elevator Installers and Repairers	180	9.14	\$35.00	\$72,800	3.01	\$20.36	\$28.19	\$38.72	\$43.31	\$46.06	\$42,343	\$58,629	\$80,532	\$90,079	\$95,808
47-4041	Hazardous Materials Removal Workers	810	17.53	\$17.96	\$37,357	1.96	\$15.13	\$16.05	\$17.59	\$19.81	\$22.35	\$31,467	\$33,387	\$36,587	\$41,196	\$46,487
47-4051	Highway Maintenance Workers	930	3.3	\$21.12	\$43,940	1.19	\$16.36	\$18.92	\$21.33	\$23.10	\$25.87	\$34,024	\$39,345	\$44,373	\$48,040	\$53,815
47-4071	Septic Tank Servicers and Sewer Pipe Cleaners	320	43.72	\$19.00	\$39,530	7.4	\$13.44	\$15.37	\$17.32	\$21.86	\$28.21	\$27,962	\$31,972	\$36,015	\$45,474	\$58,679
47-4099	Construction and Related Workers, All Other	420	39.92	\$21.57	\$44,864	24.91	\$10.91	\$13.02	\$17.43	\$26.86	\$42.13	\$22,693	\$27,079	\$36,255	\$55,867	\$87,626
47-5012	Rotary Drill Operators, Oil and Gas	330	25.13	\$29.90	\$62,201	5.14	\$17.54	\$23.57	\$27.89	\$33.72	\$40.85	\$36,477	\$49,035	\$58,010	\$70,145	\$84,961
47-5013	Service Unit Operators, Oil, Gas, and Mining	#	#	\$25.70	\$53,463	5.08	\$18.03	\$20.32	\$23.56	\$31.84	\$36.34	\$37,504	\$42,261	\$49,014	\$66,218	\$75,586
47-5021	Earth Drillers, Except Oil and Gas	#	#	\$21.63	\$44,985	8.46	\$15.75	\$17.45	\$21.87	\$26.00	\$28.30	\$32,765	\$36,293	\$45,491	\$54,078	\$58,874
47-5031	Explosives Workers, Ordnance Handling Experts, and Blasters	60	46.88	\$23.49	\$48,858	12.29	\$13.46	\$19.59	\$22.62	\$26.98	\$37.87	\$27,997	\$40,741	\$47,046	\$56,125	\$78,761
47-5071	Roustabouts, Oil and Gas	610	41.32	\$18.88	\$39,277	3.8	\$13.74	\$15.64	\$17.63	\$22.22	\$27.09	\$28,576	\$32,535	\$36,668	\$46,224	\$56,353
47-5081	Helpers--Extraction Workers	#	#	\$18.34	\$38,157	5.45	\$15.30	\$16.04	\$17.26	\$18.49	\$25.48	\$31,826	\$33,355	\$35,905	\$38,455	\$52,996
47-5099	Extraction Workers, All Other	10	25.93	\$27.35	\$56,883	3.54	\$23.49	\$25.26	\$27.63	\$29.71	\$32.77	\$48,849	\$52,535	\$57,461	\$61,788	\$68,156
49-0000	Installation, Maintenance, and Repair Occupations	48180	2.54	\$23.62	\$49,123	1.09	\$12.46	\$16.37	\$22.42	\$29.65	\$36.60	\$25,920	\$34,059	\$46,635	\$61,682	\$76,123
49-1011	First-Line Supervisors of Mechanics, Installers, and Repairers	3740	5.11	\$33.51	\$69,700	1.47	\$20.61	\$26.05	\$32.81	\$39.31	\$47.26	\$42,869	\$54,179	\$68,235	\$81,763	\$98,293
49-2011	Computer, Automated Teller, and Office Machine Repairers	1400	18.76	\$19.55	\$40,673	3.69	\$11.87	\$14.18	\$19.00	\$24.53	\$28.72	\$24,697	\$29,503	\$39,516	\$51,023	\$59,743
49-2021	Radio, Cellular, and Tower Equipment Installers and Repairers	250	35.23	\$21.84	\$45,437	9.43	\$10.76	\$15.63	\$22.45	\$28.02	\$32.60	\$22,384	\$32,505	\$46,689	\$58,279	\$67,801
49-2022	Telecommunications Equipment Installers and Repairers, Except Line Installers	2800	8.34	\$30.02	\$62,433	2.49	\$18.81	\$26.30	\$31.99	\$35.12	\$37.01	\$39,122	\$54,705	\$66,530	\$73,058	\$76,971
49-2091	Avionics Technicians	110	36.63	\$31.38	\$65,273	8.66	\$20.60	\$22.87	\$31.69	\$39.72	\$43.63	\$42,850	\$47,572	\$65,912	\$82,610	\$90,760
49-2092	Electric Motor, Power Tool, and Related Repairers	#	#	\$20.57	\$42,794	6.34	\$15.28	\$17.33	\$20.75	\$24.60	\$27.63	\$31,780	\$36,042	\$43,154	\$51,173	\$57,462
49-2094	Electrical and Electronics Repairers, Commercial and Industrial Equipment	840	14.56	\$28.40	\$59,072	3.61	\$19.61	\$23.05	\$28.40	\$33.97	\$37.53	\$40,797	\$47,934	\$59,074	\$70,659	\$78,056
49-2095	Electrical and Electronics Repairers, Powerhouse, Substation, and Relay	130	30.67	\$36.76	\$76,460	4.07	\$30.31	\$32.79	\$37.00	\$41.91	\$44.97	\$63,048	\$68,203	\$76,958	\$87,165	\$93,547
49-2096	Electronic Equipment Installers and Repairers, Motor Vehicles	180	46.61	\$15.95	\$33,180	8.27	\$10.79	\$12.88	\$16.08	\$18.72	\$21.66	\$22,450	\$26,791	\$33,450	\$38,936	\$45,046
49-2097	Electronic Home Entertainment Equipment Installers and Repairers	170	31.1	\$22.66	\$47,127	5.31	\$16.51	\$19.40	\$22.29	\$26.01	\$29.70	\$34,345	\$40,349	\$46,357	\$54,102	\$61,776
49-2098	Security and Fire Alarm Systems Installers	960	31.27	\$20.09	\$41,795	3.27	\$14.55	\$16.16	\$18.60	\$23.72	\$28.83	\$30,259	\$33,617	\$38,688	\$49,341	\$59,976
49-3011	Aircraft Mechanics and Service Technicians	1080	16.34	\$35.53	\$73,906	4.03	\$22.20	\$29.90	\$37.12	\$42.50	\$45.67	\$46,174	\$62,182	\$77,200	\$88,396	\$94,995
49-3021	Automotive Body and Related Repairers	1290	20.87	\$22.62	\$47,045	5.2	\$13.71	\$17.92	\$21.76	\$26.51	\$32.07	\$28,523	\$37,276	\$45,255	\$55,136	\$66,708
49-3022	Automotive Glass Installers and Repairers	#	#	\$16.32	\$33,952	6.67	\$12.57	\$13.48	\$14.98	\$19.34	\$21.89	\$26,146	\$28,028	\$31,167	\$40,220	\$45,525
49-3023	Automotive Service Technicians and Mechanics	6200	5.18	\$20.60	\$42,838	2.53	\$10.32	\$13.30	\$18.44	\$26.74	\$33.94	\$21,473	\$27,670	\$38,348	\$55,622	\$70,590
49-3031	Bus and Truck Mechanics and Diesel Engine Specialists	2860	10.14	\$22.86	\$47,554	2.84	\$13.95	\$17.88	\$22.60	\$27.98	\$32.78	\$29,026	\$37,193	\$47,017	\$58,192	\$68,178
49-3042	Mobile Heavy Equipment Mechanics, Except Engines	1470	15.89	\$23.99	\$49,908	2.32	\$15.71	\$20.00	\$23.73	\$28.57	\$33.37	\$32,671	\$41,602	\$49,357	\$59,429	\$69,412
49-3043	Rail Car Repairers	200	33.21	\$22.36	\$46,511	4.48	\$11.76	\$14.16	\$24.11	\$30.22	\$34.40	\$24,456	\$29,455	\$50,152	\$62,857	\$71,549
49-3052	Motorcycle Mechanics	110	33.56	\$25.21	\$52,437	15.3	\$10.19	\$17.89	\$24.35	\$30.18	\$43.47	\$21,187	\$37,218	\$50,658	\$62,770	\$90,424
49-3053	Outdoor Power Equipment and Other Small Engine Mechanics	250	29.67	\$18.55	\$38,584	2.08	\$11.79	\$15.60	\$17.93	\$22.22	\$26.82	\$24,520	\$32,448	\$37,297	\$46,225	\$55,776
49-3092	Recreational Vehicle Service Technicians	#	#	\$24.58	\$51,135	10.56	\$15.26	\$18.39	\$26.06	\$28.63	\$30.28	\$31,732	\$38,259	\$54,209	\$59,558	\$62,978
49-3093	Tire Repairers and Changers	710	24.96	\$12.95	\$26,941	5.79	\$9.67	\$10.94	\$12.75	\$14.24	\$16.92	\$20,104	\$22,760	\$26,526	\$29,610	\$35,201
49-9011	Mechanical Door Repairers	#	#	\$19.59	\$40,743	7.03	\$13.96	\$15.96	\$18.57	\$22.56	\$27.45	\$29,045	\$33,203	\$38,622	\$46,922	\$57,103
49-9012	Control and Valve Installers and Repairers, Except Mechanical Door	820	15.94	\$32.68	\$67,972	6.54	\$17.19	\$24.11	\$32.54	\$40.78	\$45.65	\$35,746	\$50,157	\$67,688	\$84,817	\$94,943

Data unavailable

Occupational Code	Occupational Title	Employment Estimate	Employment Percentage Relative Standard Error	Average Hourly Wage	Average Annual Wage	Wage Percentage Relative Standard Error	10th Percentile (Hourly)	25th Percentile (Hourly)	50th Percentile (Hourly)	75th Percentile (Hourly)	90th Percentile (Hourly)	10th Percentile (Annual)	25th Percentile (Annual)	50th Percentile (Annual)	75th Percentile (Annual)	90th Percentile (Annual)
49-9021	Heating, Air Conditioning, and Refrigeration Mechanics and Installers	2690	14.28	\$23.48	\$48,836	2.86	\$15.02	\$19.55	\$23.39	\$27.82	\$30.90	\$31,232	\$40,664	\$48,661	\$57,867	\$64,279
49-9031	Home Appliance Repairers	280	44.95	\$22.77	\$47,366	15.11	\$12.29	\$14.29	\$21.40	\$31.94	\$35.27	\$25,563	\$29,722	\$44,507	\$66,439	\$73,365
49-9041	Industrial Machinery Mechanics	2840	9.19	\$25.44	\$52,913	2.77	\$14.02	\$19.09	\$25.59	\$31.19	\$36.46	\$29,157	\$39,717	\$53,237	\$64,876	\$75,838
49-9043	Maintenance Workers, Machinery	390	16.62	\$22.37	\$46,540	2.71	\$11.79	\$16.49	\$21.79	\$27.41	\$33.10	\$24,513	\$34,290	\$45,324	\$57,009	\$68,853
49-9044	Millwrights	150	32.82	\$26.31	\$54,734	4.75	\$19.65	\$21.79	\$26.15	\$30.90	\$34.75	\$40,869	\$45,332	\$54,399	\$64,277	\$72,279
49-9051	Electrical Power-Line Installers and Repairers	1460	11.46	\$34.21	\$71,158	2.97	\$20.74	\$26.83	\$37.28	\$42.47	\$45.49	\$43,138	\$55,816	\$77,550	\$88,337	\$94,613
49-9052	Telecommunications Line Installers and Repairers	870	26.85	\$22.32	\$46,431	5.45	\$13.55	\$16.99	\$21.92	\$27.45	\$32.36	\$28,192	\$35,346	\$45,598	\$57,102	\$67,304
49-9062	Medical Equipment Repairers	620	15.28	\$25.30	\$52,629	3.16	\$16.92	\$20.12	\$24.35	\$28.78	\$37.34	\$35,189	\$41,850	\$50,652	\$59,871	\$77,677
49-9069	Precision Instrument and Equipment Repairers, All Other	50	47.23	\$33.76	\$70,218	14.26	\$17.58	\$26.23	\$37.74	\$42.33	\$45.24	\$36,570	\$54,550	\$78,496	\$88,052	\$94,093
49-9071	Maintenance and Repair Workers, General	9100	4.21	\$19.12	\$39,766	1.6	\$11.13	\$13.87	\$17.96	\$23.42	\$28.89	\$23,149	\$28,852	\$37,362	\$48,711	\$60,081
49-9091	Coin, Vending, and Amusement Machine Servicers and Repairers	260	26.53	\$16.98	\$35,324	8.32	\$8.80	\$12.73	\$17.71	\$21.52	\$23.67	\$18,294	\$26,478	\$36,831	\$44,754	\$49,230
49-9094	Locksmiths and Safe Repairers	100	21.23	\$21.12	\$43,938	7.33	\$13.78	\$16.45	\$21.02	\$25.82	\$28.79	\$28,657	\$34,220	\$43,718	\$53,712	\$59,883
49-9098	Helpers—Installation, Maintenance, and Repair Workers	440	14.17	\$15.37	\$31,976	4.03	\$9.10	\$12.58	\$15.03	\$18.00	\$21.94	\$18,928	\$26,176	\$31,259	\$37,448	\$45,627
49-9099	Installation, Maintenance, and Repair Workers, All Other	1330	17.39	\$20.18	\$41,977	5.33	\$10.75	\$15.52	\$19.34	\$25.65	\$29.56	\$22,356	\$32,290	\$40,224	\$53,350	\$61,482
51-0000	Production Occupations	47600	2.59	\$17.54	\$36,479	1.44	\$9.32	\$11.49	\$15.67	\$21.52	\$28.86	\$19,392	\$23,909	\$32,587	\$44,754	\$60,033
51-1011	First-Line Supervisors of Production and Operating Workers	2880	4.21	\$30.26	\$62,949	1.74	\$17.15	\$22.32	\$28.74	\$36.18	\$45.90	\$35,676	\$46,421	\$59,785	\$75,255	\$95,467
51-2011	Aircraft Structure, Surfaces, Rigging, and Systems Assemblers	50	49.71	#	#	#	#	#	#	#	#	#	#	#	#	#
51-2021	Coil Winders, Tapers, and Finishers	#	#	\$18.34	\$38,143	4.28	\$13.07	\$15.41	\$17.54	\$21.38	\$25.81	\$27,185	\$32,044	\$36,481	\$44,478	\$53,685
51-2022	Electrical and Electronic Equipment Assemblers	1330	15.8	\$17.16	\$35,693	7.69	\$8.90	\$11.24	\$15.17	\$21.48	\$29.36	\$18,520	\$23,385	\$31,563	\$44,677	\$61,060
51-2023	Electromechanical Equipment Assemblers	1020	3.11	\$16.62	\$34,560	4.45	\$14.84	\$15.54	\$16.67	\$17.81	\$18.49	\$30,864	\$32,314	\$34,678	\$37,042	\$38,461
51-2031	Engine and Other Machine Assemblers	120	30.92	\$16.80	\$34,941	5.93	\$10.40	\$15.45	\$17.16	\$18.90	\$22.13	\$21,637	\$32,130	\$35,700	\$39,318	\$46,027
51-2041	Structural Metal Fabricators and Fitters	570	17.68	\$19.82	\$41,217	4.39	\$11.71	\$15.39	\$20.52	\$24.28	\$27.71	\$24,347	\$32,014	\$42,691	\$50,498	\$57,645
51-2092	Team Assemblers	3370	13.03	\$14.36	\$29,877	2.72	\$8.87	\$10.60	\$13.47	\$16.84	\$21.45	\$18,442	\$22,039	\$28,024	\$35,037	\$44,619
51-2099	Assemblers and Fabricators, All Other	1820	11.69	\$14.35	\$29,850	1.58	\$9.96	\$11.78	\$13.76	\$16.55	\$19.33	\$20,719	\$24,508	\$28,627	\$34,416	\$40,196
51-3011	Bakers	1990	12.82	\$12.91	\$26,861	6.17	\$8.59	\$9.52	\$11.32	\$14.85	\$20.74	\$17,865	\$19,812	\$23,553	\$30,888	\$43,141
51-3021	Butchers and Meat Cutters	1050	15.74	\$15.39	\$32,009	3.94	\$8.80	\$10.80	\$15.21	\$18.71	\$23.26	\$18,302	\$22,472	\$31,640	\$38,907	\$48,372
51-3022	Meat, Poultry, and Fish Cutters and Trimmers	#	#	\$11.56	\$24,048	3.36	\$8.60	\$9.47	\$11.02	\$13.36	\$15.88	\$17,885	\$19,689	\$22,925	\$27,797	\$33,035
51-3023	Slaughterers and Meat Packers	240	41.52	\$14.77	\$30,732	9.15	\$10.36	\$12.21	\$14.25	\$16.83	\$18.58	\$21,539	\$25,390	\$29,635	\$35,009	\$38,648
51-3091	Food and Tobacco Roasting, Baking, and Drying Machine Operators and Tenders	140	24.62	\$22.95	\$47,730	13.73	\$10.20	\$14.58	\$23.49	\$32.20	\$35.33	\$21,220	\$30,336	\$48,852	\$66,973	\$73,493
51-3092	Food Batchmakers	970	13.63	\$12.53	\$26,066	2.99	\$8.70	\$9.67	\$11.93	\$14.16	\$17.61	\$18,102	\$20,104	\$24,816	\$29,450	\$36,632
51-3093	Food Cooking Machine Operators and Tenders	90	18.95	\$17.88	\$37,191	12.12	\$9.24	\$10.65	\$18.26	\$24.85	\$27.93	\$19,221	\$22,159	\$37,990	\$51,692	\$58,097
51-3099	Food Processing Workers, All Other	350	13.36	\$13.41	\$27,889	5.18	\$9.67	\$10.46	\$11.79	\$16.05	\$20.06	\$20,121	\$21,748	\$24,530	\$33,380	\$41,717
51-4011	Computer-Controlled Machine Tool Operators, Metal and Plastic	520	25.34	\$18.34	\$38,142	9.96	\$10.60	\$12.59	\$16.86	\$23.93	\$28.35	\$22,044	\$26,195	\$35,076	\$49,785	\$58,969
51-4012	Computer Numerically Controlled Machine Tool Programmers, Metal and Plastic	70	28.67	\$27.74	\$57,706	4.77	\$20.08	\$23.51	\$27.79	\$32.55	\$35.83	\$41,775	\$48,901	\$57,797	\$67,697	\$74,525
51-4021	Extruding and Drawing Machine Setters, Operators, and Tenders, Metal and Plastic	250	33.67	\$15.09	\$31,392	3.45	\$10.99	\$12.49	\$14.20	\$17.43	\$21.01	\$22,861	\$25,983	\$29,541	\$36,258	\$43,707
51-4031	Cutting, Punching, and Press Machine Setters, Operators, and Tenders, Metal and Plastic	670	15.65	\$17.39	\$36,178	4.13	\$10.70	\$13.19	\$16.69	\$21.13	\$25.93	\$22,258	\$27,430	\$34,710	\$43,958	\$53,945
51-4032	Drilling and Boring Machine Tool Setters, Operators, and Tenders, Metal and Plastic	80	40.25	\$14.88	\$30,942	7.75	\$9.67	\$10.97	\$13.58	\$17.97	\$22.30	\$20,124	\$22,816	\$28,248	\$37,386	\$46,388
51-4033	Grinding, Lapping, Polishing, and Buffing Machine Tool Setters, Operators, and Tenders, Metal and Plastic	490	20.66	\$16.60	\$34,531	4.78	\$10.54	\$12.57	\$16.07	\$20.44	\$22.92	\$21,918	\$26,153	\$33,432	\$42,516	\$47,667
51-4034	Lathe and Turning Machine Tool Setters, Operators, and Tenders, Metal and Plastic	80	46.99	\$17.66	\$36,727	2.05	\$12.73	\$13.91	\$16.48	\$20.75	\$24.66	\$26,473	\$28,933	\$34,286	\$43,168	\$51,292
51-4041	Machinists	1890	8.42	\$21.97	\$45,692	3.72	\$11.19	\$16.40	\$22.30	\$27.49	\$31.87	\$23,276	\$34,110	\$46,392	\$57,176	\$66,298

Data unavailable

Occupational Code	Occupational Title	Employment Estimate	Employment Percentage Relative Standard Error	Average Hourly Wage	Average Annual Wage	Wage Percentage Relative Standard Error	10th Percentile (Hourly)	25th Percentile (Hourly)	50th Percentile (Hourly)	75th Percentile (Hourly)	90th Percentile (Hourly)	10th Percentile (Annual)	25th Percentile (Annual)	50th Percentile (Annual)	75th Percentile (Annual)	90th Percentile (Annual)
51-4052	Pourers and Casters, Metal	60	40.19	\$14.23	\$29,602	3.48	\$12.30	\$12.93	\$13.98	\$15.07	\$17.23	\$25,586	\$26,895	\$29,076	\$31,335	\$35,848
51-4061	Model Makers, Metal and Plastic	40	20.73	\$27.60	\$57,415	5.73	\$18.64	\$24.77	\$28.96	\$32.85	\$35.54	\$38,777	\$51,525	\$60,233	\$68,328	\$73,920
51-4062	Patternmakers, Metal and Plastic	30	45.05	\$16.29	\$33,887	10.73	\$10.71	\$12.53	\$16.06	\$18.59	\$23.32	\$22,286	\$26,053	\$33,401	\$38,677	\$48,512
51-4071	Foundry Mold and Coremakers	#	#	\$10.46	\$21,746	3.63	\$9.26	\$9.96	\$10.63	\$11.29	\$11.69	\$19,257	\$20,717	\$22,103	\$23,490	\$24,322
51-4072	Molding, Coremaking, and Casting Machine Setters, Operators, and Tenders, Metal and Plastic	680	23.66	\$14.07	\$29,258	7.07	\$8.49	\$9.23	\$11.82	\$17.61	\$23.10	\$17,661	\$19,191	\$24,585	\$36,629	\$48,049
51-4081	Multiple Machine Tool Setters, Operators, and Tenders, Metal and Plastic	#	#	\$14.63	\$30,427	3.64	\$9.83	\$10.96	\$13.43	\$17.11	\$21.24	\$20,455	\$22,806	\$27,941	\$35,587	\$44,186
51-4111	Tool and Die Makers	130	18.61	\$26.79	\$55,731	3.98	\$16.33	\$19.66	\$28.67	\$33.02	\$35.88	\$33,960	\$40,892	\$59,628	\$68,672	\$74,626
51-4121	Welders, Cutters, Solderers, and Brazers	1980	12.72	\$19.55	\$40,671	2.76	\$12.51	\$15.90	\$18.66	\$22.32	\$27.28	\$26,023	\$33,080	\$38,813	\$46,415	\$56,750
51-4122	Welding, Soldering, and Brazing Machine Setters, Operators, and Tenders	110	42.06	\$16.56	\$34,449	6.44	\$10.51	\$11.87	\$16.31	\$20.89	\$22.95	\$21,866	\$24,698	\$33,921	\$43,450	\$47,737
51-4191	Heat Treating Equipment Setters, Operators, and Tenders, Metal and Plastic	#	#	\$21.24	\$44,188	14.66	\$12.05	\$14.52	\$23.92	\$26.57	\$28.21	\$25,067	\$30,206	\$49,753	\$55,273	\$58,668
51-4193	Plating and Coating Machine Setters, Operators, and Tenders, Metal and Plastic	270	24.1	\$16.34	\$33,995	3.93	\$11.06	\$12.84	\$15.03	\$18.89	\$22.60	\$22,995	\$26,704	\$31,265	\$39,287	\$47,015
51-4199	Metal Workers and Plastic Workers, All Other	180	40.89	\$17.46	\$36,321	5.83	\$10.39	\$13.06	\$16.48	\$20.31	\$27.58	\$21,617	\$27,170	\$34,270	\$42,250	\$57,364
51-5111	Prepress Technicians and Workers	260	45.68	\$18.61	\$38,710	2.81	\$15.34	\$16.21	\$17.66	\$20.18	\$24.54	\$31,905	\$33,719	\$36,743	\$41,976	\$51,041
51-5112	Printing Press Operators	1390	9.95	\$17.91	\$37,248	4.47	\$9.02	\$13.69	\$17.63	\$21.93	\$26.95	\$18,763	\$28,485	\$36,662	\$45,613	\$56,055
51-5113	Print Binding and Finishing Workers	580	24.4	\$15.60	\$32,445	2.76	\$10.15	\$11.57	\$15.30	\$19.18	\$22.38	\$21,116	\$24,061	\$31,830	\$39,888	\$46,551
51-6011	Laundry and Dry-Cleaning Workers	1700	11.16	\$10.90	\$22,667	3.87	\$8.41	\$9.03	\$10.47	\$12.03	\$14.16	\$17,499	\$18,788	\$21,774	\$25,022	\$29,451
51-6021	Pressers, Textile, Garment, and Related Materials	500	32.34	\$12.53	\$26,067	8.27	\$9.87	\$10.59	\$11.77	\$14.42	\$16.85	\$20,535	\$22,017	\$24,473	\$29,995	\$35,054
51-6031	Sewing Machine Operators	990	13.7	\$11.35	\$23,608	4.46	\$8.36	\$8.89	\$10.24	\$13.19	\$15.99	\$17,379	\$18,488	\$21,301	\$27,430	\$33,260
51-6052	Tailors, Dressmakers, and Custom Sewers	#	#	\$12.87	\$26,764	7.9	\$8.38	\$8.96	\$10.39	\$16.51	\$19.01	\$17,436	\$18,630	\$21,603	\$34,344	\$39,539
51-6062	Textile Cutting Machine Setters, Operators, and Tenders	50	30.45	\$15.05	\$31,303	3.78	\$12.25	\$13.19	\$14.76	\$17.01	\$18.41	\$25,472	\$27,432	\$30,697	\$35,385	\$38,283
51-6092	Fabric and Apparel Patternmakers	#	#	\$12.51	\$26,030	8.58	\$8.50	\$9.25	\$11.27	\$13.85	\$18.15	\$17,678	\$19,235	\$23,438	\$28,802	\$37,744
51-6093	Upholsterers	#	#	\$18.00	\$37,447	4.59	\$13.55	\$15.40	\$17.11	\$18.93	\$25.63	\$28,188	\$32,027	\$35,592	\$39,370	\$53,310
51-6099	Textile, Apparel, and Furnishings Workers, All Other	20	45.52	\$16.51	\$34,331	18.21	\$8.50	\$9.24	\$19.64	\$21.87	\$23.21	\$17,672	\$19,221	\$40,845	\$45,493	\$48,282
51-7011	Cabinetmakers and Bench Carpenters	770	17.45	\$16.15	\$33,595	2.45	\$10.63	\$12.78	\$15.85	\$18.60	\$22.52	\$22,117	\$26,585	\$32,966	\$38,685	\$46,852
51-7021	Furniture Finishers	230	11.96	\$16.66	\$34,654	2.54	\$10.44	\$14.03	\$17.05	\$19.70	\$22.25	\$21,709	\$29,177	\$35,455	\$40,981	\$46,274
51-7041	Sawing Machine Setters, Operators, and Tenders, Wood	80	29.26	\$14.50	\$30,165	9	\$8.71	\$9.94	\$14.92	\$18.58	\$21.32	\$18,118	\$20,678	\$31,043	\$38,654	\$44,355
51-7042	Woodworking Machine Setters, Operators, and Tenders, Except Sawing	580	20.49	\$14.10	\$29,325	3.81	\$9.82	\$10.86	\$13.37	\$16.90	\$19.82	\$20,431	\$22,592	\$27,800	\$35,143	\$41,230
51-8012	Power Distributors and Dispatchers	60	40.95	\$41.49	\$86,290	3.53	\$28.95	\$39.92	\$43.39	\$46.85	\$48.80	\$60,210	\$83,036	\$90,257	\$97,453	\$101,503
51-8013	Power Plant Operators	320	25.58	\$33.15	\$68,952	3.36	\$24.60	\$27.78	\$33.35	\$38.35	\$43.68	\$51,161	\$57,788	\$69,358	\$79,760	\$90,857
51-8021	Stationary Engineers and Boiler Operators	340	11.55	\$25.13	\$52,262	1.93	\$16.57	\$20.57	\$24.82	\$29.07	\$34.71	\$34,457	\$42,782	\$51,615	\$60,475	\$72,190
51-8031	Water and Wastewater Treatment Plant and System Operators	730	10.24	\$24.95	\$51,900	3.01	\$15.42	\$19.11	\$25.11	\$30.08	\$35.52	\$32,073	\$39,748	\$52,231	\$62,557	\$73,876
51-8092	Gas Plant Operators	110	46.39	\$38.79	\$80,683	4.34	\$30.79	\$36.42	\$40.17	\$43.67	\$45.77	\$64,049	\$75,757	\$83,559	\$90,841	\$95,210
51-8099	Plant and System Operators, All Other	140	24.8	\$24.16	\$50,253	6.08	\$13.65	\$19.06	\$26.29	\$29.70	\$31.59	\$28,389	\$39,643	\$54,674	\$61,779	\$65,700
51-9011	Chemical Equipment Operators and Tenders	210	24.67	\$20.09	\$41,785	7.14	\$12.66	\$14.89	\$18.38	\$23.77	\$30.11	\$26,331	\$30,972	\$38,228	\$49,441	\$62,627
51-9012	Separating, Filtering, Clarifying, Precipitating, and Still Machine Setters, Operators, and Tenders	560	21.12	\$23.69	\$49,273	8.09	\$12.32	\$16.06	\$25.27	\$31.12	\$34.72	\$25,627	\$33,403	\$52,552	\$64,722	\$72,209
51-9021	Crushing, Grinding, and Polishing Machine Setters, Operators, and Tenders	190	10.01	\$20.41	\$42,445	2.9	\$13.81	\$16.37	\$19.69	\$23.04	\$27.81	\$28,715	\$34,050	\$40,950	\$47,925	\$57,839
51-9022	Grinding and Polishing Workers, Hand	220	24.58	\$14.89	\$30,962	4.2	\$10.47	\$12.25	\$14.02	\$17.73	\$21.25	\$21,775	\$25,480	\$29,162	\$36,884	\$44,210
51-9023	Mixing and Blending Machine Setters, Operators, and Tenders	520	14.21	\$13.21	\$27,468	6.21	\$8.53	\$9.34	\$11.30	\$16.41	\$20.94	\$17,752	\$19,420	\$23,514	\$34,123	\$43,562
51-9031	Cutters and Trimmers, Hand	30	33.7	\$10.96	\$22,799	11.92	\$8.18	\$8.46	\$8.91	\$11.10	\$17.14	\$17,020	\$17,590	\$18,541	\$23,082	\$35,647
51-9032	Cutting and Slicing Machine Setters, Operators, and Tenders	160	13.22	\$19.16	\$39,857	6.06	\$12.54	\$14.54	\$17.99	\$24.51	\$28.08	\$26,080	\$30,250	\$37,424	\$50,975	\$58,404

Data unavailable

Occupational Code	Occupational Title	Employment Estimate	Employment Percentage Relative Standard Error	Average Hourly Wage	Average Annual Wage	Wage Percentage Relative Standard Error	10th Percentile (Hourly)	25th Percentile (Hourly)	50th Percentile (Hourly)	75th Percentile (Hourly)	90th Percentile (Hourly)	10th Percentile (Annual)	25th Percentile (Annual)	50th Percentile (Annual)	75th Percentile (Annual)	90th Percentile (Annual)
51-9041	Extruding, Forming, Pressing, and Compacting Machine Setters, Operators, and Tenders	#	#	\$15.03	\$31,269	5.31	\$11.13	\$12.50	\$13.95	\$16.81	\$20.95	\$23,156	\$26,009	\$29,007	\$34,957	\$43,571
51-9051	Furnace, Kiln, Oven, Drier, and Kettle Operators and Tenders	#	#	\$14.67	\$30,515	3.25	\$11.06	\$12.46	\$13.97	\$16.42	\$18.62	\$23,010	\$25,909	\$29,052	\$34,156	\$38,739
51-9061	Inspectors, Testers, Sorters, Samplers, and Weighers	2290	12.92	\$20.07	\$41,741	2.87	\$9.22	\$13.69	\$18.57	\$25.44	\$32.16	\$19,178	\$28,472	\$38,628	\$52,921	\$66,884
51-9071	Jewelers and Precious Stone and Metal Workers	120	12.63	\$19.78	\$41,137	7.67	\$10.46	\$12.44	\$19.51	\$25.86	\$30.04	\$21,763	\$25,871	\$40,588	\$53,799	\$62,483
51-9081	Dental Laboratory Technicians	380	34.8	\$16.09	\$33,463	7.88	\$10.00	\$11.00	\$16.12	\$19.46	\$23.08	\$20,799	\$22,871	\$33,528	\$40,475	\$48,015
51-9082	Medical Appliance Technicians	#	#	\$19.56	\$40,679	6.25	\$13.62	\$16.08	\$19.76	\$22.44	\$25.49	\$28,333	\$33,442	\$41,093	\$46,670	\$53,024
51-9083	Ophthalmic Laboratory Technicians	190	40.77	\$14.42	\$30,004	6.14	\$9.91	\$12.24	\$14.22	\$16.84	\$18.81	\$20,617	\$25,451	\$29,567	\$35,036	\$39,126
51-9111	Packaging and Filling Machine Operators and Tenders	2100	14.68	\$16.12	\$33,536	9.77	\$8.99	\$10.08	\$11.90	\$20.56	\$31.62	\$18,700	\$20,975	\$24,744	\$42,767	\$65,768
51-9121	Coating, Painting, and Spraying Machine Setters, Operators, and Tenders	800	23.4	\$17.74	\$36,896	6.63	\$9.65	\$12.23	\$17.14	\$23.17	\$27.41	\$20,081	\$25,440	\$35,655	\$48,184	\$57,006
51-9122	Painters, Transportation Equipment	350	17.27	\$24.16	\$50,252	5.84	\$12.19	\$16.37	\$22.66	\$28.09	\$37.57	\$25,345	\$34,046	\$47,129	\$58,417	\$78,140
51-9123	Painting, Coating, and Decorating Workers	10	25.84	\$16.55	\$34,422	7	\$8.83	\$12.40	\$16.67	\$20.84	\$23.67	\$18,361	\$25,792	\$34,674	\$43,342	\$49,233
51-9151	Photographic Process Workers and Processing Machine Operators	130	21.33	\$15.79	\$32,853	8.42	\$8.98	\$10.87	\$13.45	\$18.13	\$25.14	\$18,677	\$22,617	\$27,975	\$37,717	\$52,289
51-9191	Adhesive Bonding Machine Operators and Tenders	30	41.57	\$13.49	\$28,064	3.31	\$10.14	\$11.35	\$13.26	\$15.33	\$17.68	\$21,088	\$23,618	\$27,571	\$31,881	\$36,772
51-9192	Cleaning, Washing, and Metal Pickling Equipment Operators and Tenders	80	14.36	\$15.40	\$32,029	9.48	\$9.85	\$10.51	\$11.62	\$20.90	\$23.15	\$20,487	\$21,871	\$24,177	\$43,472	\$48,158
51-9194	Etchers and Engravers	40	38.79	\$11.75	\$24,433	9.03	\$8.43	\$9.08	\$11.93	\$13.73	\$14.84	\$17,535	\$18,878	\$24,805	\$28,569	\$30,857
51-9195	Molders, Shapers, and Casters, Except Metal and Plastic	210	45.52	\$17.67	\$36,744	11.76	\$11.77	\$12.91	\$15.12	\$23.57	\$27.61	\$24,472	\$26,854	\$31,451	\$49,029	\$57,428
51-9196	Paper Goods Machine Setters, Operators, and Tenders	650	14.44	\$19.29	\$40,116	2.86	\$15.17	\$16.81	\$19.39	\$21.91	\$23.49	\$31,559	\$34,960	\$40,324	\$45,564	\$48,859
51-9198	Helpers--Production Workers	2460	15.81	\$13.12	\$27,294	4.33	\$8.67	\$9.64	\$12.27	\$15.88	\$18.57	\$18,030	\$20,050	\$25,525	\$33,034	\$38,623
51-9199	Production Workers, All Other	1110	12.99	\$14.94	\$31,066	3.56	\$10.01	\$12.06	\$14.01	\$17.00	\$21.26	\$20,830	\$25,084	\$29,141	\$35,363	\$44,221
53-0000	Transportation and Material Moving Occupations	78560	3.66	\$19.05	\$39,628	5.2	\$9.00	\$11.03	\$15.85	\$21.93	\$29.97	\$18,721	\$22,935	\$32,976	\$45,611	\$62,345
53-1011	Aircraft Cargo Handling Supervisors	#	#	\$17.87	\$37,172	5.47	\$12.02	\$13.06	\$14.78	\$22.51	\$28.44	\$24,993	\$27,155	\$30,751	\$46,829	\$59,146
53-1021	First-Line Supervisors of Helpers, Laborers, and Material Movers	850	9.71	\$22.08	\$45,921	3.09	\$11.72	\$16.05	\$21.83	\$27.66	\$32.97	\$24,387	\$33,377	\$45,403	\$57,535	\$68,588
53-1031	First-Line Supervisors of Transportation and Material-Moving Mach	1930	6.32	\$29.70	\$61,777	2.28	\$17.07	\$22.85	\$28.84	\$35.75	\$43.38	\$35,500	\$47,524	\$59,992	\$74,370	\$90,224
53-2011	Airline Pilots, Copilots, and Flight Engineers	3040	19.92	#	\$143,486	15.13	#	#	#	#	#	\$74,928	\$99,827	\$123,053	\$167,849	\$208,000
53-2012	Commercial Pilots	390	14.56	#	\$94,495	9.35	#	#	#	#	#	\$41,186	\$55,255	\$82,415	\$108,552	\$168,760
53-2021	Air Traffic Controllers	190	0	\$67.20	\$139,769	1.32	\$48.97	\$63.66	\$64.25	\$74.36	\$84.99	\$101,856	\$132,413	\$133,650	\$154,668	\$176,781
53-2022	Airfield Operations Specialists	50	9.42	\$26.33	\$54,774	5.64	\$18.16	\$23.08	\$27.02	\$30.49	\$34.04	\$37,781	\$48,007	\$56,196	\$63,422	\$70,809
53-2031	Flight Attendants	2930	22.86	#	\$43,916	6.24	#	#	#	#	#	\$31,592	\$35,797	\$41,816	\$47,720	\$64,039
53-3011	Ambulance Drivers and Attendants, Except Emergency Medical Technicians	#	#	\$11.87	\$24,695	3.55	\$8.34	\$8.85	\$10.91	\$13.83	\$17.06	\$17,348	\$18,410	\$22,701	\$28,761	\$35,492
53-3021	Bus Drivers, Transit and Intercity	2070	22.79	\$16.11	\$33,510	5.75	\$9.44	\$11.86	\$16.26	\$20.03	\$22.85	\$19,640	\$24,674	\$33,817	\$41,657	\$47,528
53-3022	Bus Drivers, School or Special Client	2600	3.21	\$16.21	\$33,711	2.45	\$11.42	\$13.32	\$16.06	\$18.73	\$21.92	\$23,750	\$27,697	\$33,412	\$38,961	\$45,585
53-3031	Driver/Sales Workers	4370	22.8	\$13.27	\$27,608	9.14	\$8.35	\$8.88	\$10.27	\$16.32	\$22.87	\$17,369	\$18,462	\$21,353	\$33,942	\$47,573
53-3032	Heavy and Tractor-Trailer Truck Drivers	13920	6.3	\$22.34	\$46,471	1.68	\$14.92	\$17.76	\$21.63	\$26.51	\$31.89	\$31,041	\$36,950	\$44,983	\$55,132	\$66,335
53-3033	Light Truck or Delivery Services Drivers	8380	7.67	\$16.51	\$34,350	4.6	\$9.36	\$12.05	\$14.90	\$18.83	\$27.49	\$19,472	\$25,064	\$30,994	\$39,162	\$57,177
53-3041	Taxi Drivers and Chauffeurs	1220	20.21	\$14.21	\$29,553	4.85	\$9.72	\$11.26	\$13.39	\$16.14	\$18.65	\$20,219	\$23,412	\$27,847	\$33,575	\$38,799
53-3099	Motor Vehicle Operators, All Other	1300	22.67	\$11.13	\$23,144	4.29	\$8.33	\$8.84	\$10.00	\$11.55	\$16.62	\$17,337	\$18,381	\$20,800	\$24,023	\$34,563
53-6021	Parking Lot Attendants	1400	22.87	\$10.21	\$21,246	3.09	\$8.28	\$8.71	\$9.52	\$11.25	\$13.44	\$17,232	\$18,121	\$19,799	\$23,402	\$27,953
53-6031	Automotive and Watercraft Service Attendants	560	25.3	\$11.57	\$24,057	5.5	\$8.50	\$9.25	\$10.83	\$13.09	\$15.07	\$17,677	\$19,231	\$22,521	\$27,226	\$31,344
53-6041	Traffic Technicians	50	38.83	\$23.04	\$47,924	3.46	\$15.04	\$17.69	\$23.71	\$27.77	\$30.12	\$31,292	\$36,790	\$49,316	\$57,757	\$62,660
53-6051	Transportation Inspectors	160	1.93	\$43.80	\$91,103	4.27	\$17.61	\$37.29	\$46.91	\$54.01	\$58.78	\$36,625	\$77,562	\$97,572	\$112,341	\$122,272
53-6099	Transportation Workers, All Other	#	#	\$17.78	\$36,984	3.24	\$10.65	\$13.11	\$18.71	\$21.30	\$22.90	\$22,143	\$27,268	\$38,920	\$44,306	\$47,630
53-7011	Conveyor Operators and Tenders	370	19.59	\$22.08	\$45,922	4.9	\$13.18	\$16.88	\$23.62	\$27.11	\$29.21	\$27,408	\$35,110	\$49,124	\$56,387	\$60,747

Data unavailable

Occupational Code	Occupational Title	Employment Estimate	Employment Percentage Relative Standard Error	Average Hourly Wage	Average Annual Wage	Wage Percentage Relative Standard Error	10th Percentile (Hourly)	25th Percentile (Hourly)	50th Percentile (Hourly)	75th Percentile (Hourly)	90th Percentile (Hourly)	10th Percentile (Annual)	25th Percentile (Annual)	50th Percentile (Annual)	75th Percentile (Annual)	90th Percentile (Annual)
53-7021	Crane and Tower Operators	250	34.24	\$21.14	\$43,968	6.65	\$13.81	\$16.06	\$18.90	\$26.61	\$29.32	\$28,732	\$33,409	\$39,321	\$55,354	\$60,978
53-7032	Excavating and Loading Machine and Dragline Operators	180	25.02	\$17.79	\$37,001	10.1	\$10.20	\$11.61	\$17.84	\$21.79	\$25.82	\$21,207	\$24,158	\$37,115	\$45,317	\$53,701
53-7051	Industrial Truck and Tractor Operators	4110	10.09	\$16.51	\$34,332	2.15	\$10.81	\$13.02	\$16.25	\$19.47	\$22.78	\$22,492	\$27,080	\$33,796	\$40,503	\$47,374
53-7061	Cleaners of Vehicles and Equipment	2830	10.96	\$11.07	\$23,024	3.15	\$8.30	\$8.74	\$9.48	\$12.10	\$16.64	\$17,256	\$18,180	\$19,716	\$25,162	\$34,616
53-7062	Laborers and Freight, Stock, and Material Movers, Hand	18410	5.23	\$13.58	\$28,236	1.89	\$8.74	\$9.91	\$12.06	\$15.90	\$20.86	\$18,175	\$20,603	\$25,094	\$33,062	\$43,397
53-7063	Machine Feeders and Offbearers	320	28.37	\$12.75	\$26,514	5.03	\$8.56	\$9.39	\$12.28	\$15.02	\$18.26	\$17,806	\$19,527	\$25,543	\$31,233	\$37,986
53-7064	Packers and Packagers, Hand	2810	8.68	\$11.01	\$22,901	3.16	\$8.26	\$8.64	\$9.28	\$12.29	\$17.22	\$17,172	\$17,970	\$19,300	\$25,559	\$35,819
53-7071	Gas Compressor and Gas Pumping Station Operators	60	22.32	\$27.80	\$57,827	4.45	\$24.10	\$25.43	\$27.64	\$29.86	\$34.12	\$50,135	\$52,888	\$57,497	\$62,107	\$70,959
53-7073	Wellhead Pumpers	470	22.97	\$25.69	\$53,429	3.38	\$18.37	\$23.21	\$26.48	\$29.22	\$33.07	\$38,200	\$48,284	\$55,086	\$60,787	\$68,795
53-7081	Refuse and Recyclable Material Collectors	790	13.64	\$16.58	\$34,477	6.44	\$9.74	\$11.92	\$17.01	\$20.17	\$23.11	\$20,253	\$24,785	\$35,391	\$41,960	\$48,077
53-7199	Material Moving Workers, All Other	#	#	\$18.37	\$38,203	3.66	\$11.55	\$15.96	\$18.18	\$21.61	\$23.92	\$24,032	\$33,192	\$37,815	\$44,948	\$49,763

Occupational Code	Occupational Title	Employment Estimate	Employment Percentage Relative Standard Error	Average Hourly Wage	Average Annual Wage	Wage Percentage Relative Standard Error	10th Percentile (Hourly)	25th Percentile (Hourly)	50th Percentile (Hourly)	75th Percentile (Hourly)	90th Percentile (Hourly)	10th Percentile (Annual)	25th Percentile (Annual)	50th Percentile (Annual)	75th Percentile (Annual)	90th Percentile (Annual)
00-0000	Total all occupations	139530	2.09	\$22.22	\$46,225	2.2	\$8.94	\$11.16	\$17.02	\$27.27	\$42.42	\$18,600	\$23,219	\$35,407	\$56,714	\$88,225
11-0000	Management Occupations	5570	3.41	\$51.45	\$107,015	1.92	\$23.22	\$31.94	\$45.93	\$64.27	\$87.51	\$48,308	\$66,426	\$95,529	\$133,682	\$182,014
11-1011	Chief Executives	30	12.75	\$96.50	\$200,721	13.46	\$49.00	\$56.32	\$91.81	\$93.86	\$95.24	\$101,924	\$117,143	\$190,966	\$195,221	\$198,106
11-1021	General and Operations Managers	2020	5.64	\$47.71	\$99,239	2.7	\$19.23	\$26.85	\$37.12	\$61.28	\$90.87	\$39,994	\$55,838	\$77,207	\$127,461	\$189,019
11-2021	Marketing Managers	100	10.31	\$67.14	\$139,649	5.46	\$35.46	\$42.90	\$63.37	\$82.56	\$93.99	\$73,759	\$89,231	\$131,802	\$171,716	\$195,500
11-2022	Sales Managers	210	14.8	\$54.57	\$113,495	6.46	\$21.61	\$30.76	\$46.26	\$67.57	\$93.75	\$44,949	\$63,975	\$96,218	\$140,547	\$195,001
11-2031	Public Relations and Fundraising Managers	20	6.18	#	#	#	#	#	#	#	#	#	#	#	#	#
11-3011	Administrative Services Managers	130	9.27	\$45.31	\$94,245	1.96	\$30.50	\$37.50	\$45.68	\$54.54	\$61.81	\$63,444	\$78,006	\$95,015	\$113,447	\$128,557
11-3021	Computer and Information Systems Managers	310	9.62	#	#	#	#	#	#	#	#	#	#	#	#	#
11-3031	Financial Managers	230	12.37	\$61.03	\$126,933	4.01	\$32.34	\$41.26	\$57.31	\$74.58	\$92.77	\$67,267	\$85,826	\$119,205	\$155,128	\$192,970
11-3051	Industrial Production Managers	90	18.14	\$55.87	\$116,213	5.23	\$32.80	\$39.98	\$51.56	\$68.75	\$84.00	\$68,223	\$83,157	\$107,253	\$143,009	\$174,721
11-3061	Purchasing Managers	30	4.99	\$61.12	\$127,120	9.09	\$35.45	\$41.42	\$54.07	\$70.06	\$93.73	\$73,734	\$86,144	\$112,460	\$145,719	\$194,961
11-3071	Transportation, Storage, and Distribution Managers	50	7.44	\$51.94	\$108,040	4.37	\$26.97	\$39.17	\$51.26	\$60.41	\$75.24	\$56,107	\$81,469	\$106,628	\$125,658	\$156,504
11-3121	Human Resources Managers	60	18.75	\$61.24	\$127,382	3.81	\$37.69	\$49.33	\$56.73	\$72.69	\$88.94	\$78,403	\$102,607	\$117,994	\$151,186	\$184,987
11-9021	Construction Managers	300	22.98	\$42.87	\$89,167	6.66	\$26.30	\$31.41	\$36.28	\$45.44	\$58.57	\$54,694	\$65,335	\$75,455	\$94,514	\$121,833
11-9031	Education Administrators, Preschool and Childcare Center/Program	50	31.97	\$18.79	\$39,073	7	\$13.34	\$15.17	\$17.24	\$20.53	\$26.64	\$27,749	\$31,550	\$35,867	\$42,697	\$55,413
11-9032	Education Administrators, Elementary and Secondary School	220	6.61	#	\$89,068	4.75	#	#	#	#	#	\$61,331	\$75,055	\$89,866	\$106,376	\$119,079
11-9033	Education Administrators, Postsecondary	230	0.03	\$48.47	\$100,818	5.7	\$25.16	\$31.69	\$39.65	\$56.12	\$86.07	\$52,343	\$65,910	\$82,475	\$116,726	\$179,034
11-9039	Education Administrators, All Other	30	25.75	\$30.31	\$63,035	6.23	\$16.46	\$18.93	\$28.00	\$36.89	\$55.43	\$34,231	\$39,364	\$58,245	\$76,726	\$115,302
11-9041	Architectural and Engineering Managers	380	6.85	\$71.18	\$148,049	4.15	\$45.05	\$53.48	\$67.15	\$84.12	\$93.82	\$93,708	\$111,230	\$139,671	\$174,970	\$195,156
11-9051	Food Service Managers	110	21.36	\$28.09	\$58,434	6.82	\$13.33	\$16.69	\$27.25	\$34.82	\$43.70	\$27,725	\$34,722	\$56,670	\$72,431	\$90,898
11-9081	Lodging Managers	#	#	\$27.32	\$56,820	5.19	\$23.47	\$25.20	\$27.18	\$29.17	\$30.36	\$48,814	\$52,423	\$65,545	\$60,666	\$63,140
11-9111	Medical and Health Services Managers	240	17.9	\$54.67	\$113,710	6.04	\$30.52	\$39.84	\$49.74	\$60.47	\$85.87	\$63,488	\$82,872	\$103,469	\$125,767	\$178,603
11-9121	Natural Sciences Managers	200	2.2	\$56.79	\$118,131	2.83	\$37.73	\$46.90	\$54.90	\$65.19	\$75.07	\$78,474	\$97,557	\$114,188	\$135,599	\$156,152
11-9131	Postmasters and Mail Superintendents	10	0	\$34.99	\$72,775		\$27.58	\$28.13	\$34.30	\$37.32	\$48.21	\$57,377	\$58,521	\$71,334	\$77,636	\$100,266
11-9141	Property, Real Estate, and Community Association Managers	80	31.02	\$41.61	\$86,548	10.71	\$17.46	\$23.56	\$47.22	\$55.41	\$64.90	\$36,317	\$48,995	\$98,228	\$115,245	\$135,000
11-9151	Social and Community Service Managers	70	12.57	\$34.77	\$72,322	3.4	\$19.13	\$26.28	\$33.68	\$42.52	\$53.03	\$39,796	\$54,664	\$70,058	\$88,448	\$110,295
11-9161	Emergency Management Directors	20	36.37	\$31.21	\$64,922	9.58	\$19.14	\$21.18	\$30.27	\$41.35	\$46.43	\$39,804	\$44,061	\$62,963	\$86,008	\$96,571
11-9199	Managers, All Other	300	12.09	\$55.85	\$116,162	2.98	\$31.07	\$40.25	\$54.76	\$67.73	\$78.36	\$64,618	\$83,720	\$113,897	\$140,880	\$162,989
13-0000	Business and Financial Operations Occupations	7130	2.83	\$32.59	\$67,785	1.98	\$15.65	\$21.20	\$29.04	\$39.36	\$53.44	\$32,547	\$44,090	\$60,397	\$81,874	\$111,164
13-1022	Wholesale and Retail Buyers, Except Farm Products	40	20.2	\$29.54	\$61,452	12.71	\$15.38	\$20.16	\$26.83	\$35.25	\$53.07	\$31,997	\$41,942	\$55,799	\$73,315	\$110,391
13-1023	Purchasing Agents, Except Wholesale, Retail, and Farm Products	370	5.6	\$33.78	\$70,273	3.42	\$19.93	\$24.80	\$31.32	\$42.48	\$51.78	\$41,449	\$51,586	\$65,135	\$88,353	\$107,699
13-1031	Claims Adjusters, Examiners, and Investigators	60	49.57	\$33.76	\$70,221	6.27	\$25.56	\$29.22	\$33.90	\$37.06	\$42.82	\$53,155	\$60,779	\$70,522	\$77,083	\$89,068
13-1041	Compliance Officers, Except Agriculture, Construction, Health and Safety, and Transportation	180	10.29	\$35.70	\$74,261	6.42	\$20.24	\$23.88	\$29.67	\$43.44	\$54.39	\$42,107	\$49,670	\$61,722	\$90,355	\$113,141
13-1051	Cost Estimators	320	12.93	\$28.82	\$59,940	3.59	\$16.98	\$21.09	\$27.80	\$34.99	\$43.18	\$35,324	\$43,868	\$57,818	\$72,776	\$89,807
13-1071	Human Resources Specialists	420	5.45	\$32.51	\$67,630	3.58	\$15.57	\$21.01	\$29.34	\$39.39	\$49.21	\$32,377	\$43,707	\$61,029	\$81,928	\$102,364
13-1075	Labor Relations Specialists	20	24.55	\$27.73	\$57,676	26.92	\$8.55	\$9.36	\$32.88	\$36.32	\$38.20	\$17,774	\$19,476	\$68,388	\$75,541	\$79,447
13-1081	Logisticians	160	16.79	\$32.03	\$66,623	2.19	\$19.53	\$22.49	\$28.67	\$36.98	\$47.53	\$40,629	\$46,775	\$59,637	\$76,918	\$98,865
13-1111	Management Analysts	300	17.23	\$37.35	\$77,687	12.46	\$17.16	\$23.73	\$30.53	\$42.31	\$54.84	\$35,699	\$49,365	\$63,509	\$88,015	\$114,072
13-1121	Meeting, Convention, and Event Planners	130	17.53	\$21.17	\$44,023	6.32	\$11.17	\$13.59	\$18.80	\$27.05	\$33.84	\$23,230	\$28,273	\$39,101	\$56,255	\$70,387
13-1131	Fundraisers	60	16.99	\$26.18	\$54,459	5.74	\$16.78	\$19.81	\$23.74	\$30.73	\$41.50	\$34,909	\$41,211	\$49,376	\$63,914	\$86,329
13-1141	Compensation, Benefits, and Job Analysis Specialists	60	9.93	\$28.69	\$59,676	3.42	\$19.28	\$22.38	\$27.85	\$34.21	\$41.31	\$40,100	\$46,540	\$57,928	\$71,147	\$85,924
13-1151	Training and Development Specialists	230	21.02	\$31.99	\$66,543	5.21	\$18.03	\$23.42	\$28.20	\$35.66	\$55.00	\$37,508	\$48,721	\$58,648	\$74,171	\$114,398
13-1161	Market Research Analysts and Marketing Specialists	750	7.75	\$34.80	\$72,375	7.5	\$13.62	\$18.32	\$27.34	\$45.88	\$66.20	\$28,338	\$38,104	\$56,857	\$95,434	\$137,703

Data unavailable

Occupational Code	Occupational Title	Employment Estimate	Employment Percentage Relative Standard Error	Average Hourly Wage	Average Annual Wage	Wage Percentage Relative Standard Error	10th Percentile (Hourly)	25th Percentile (Hourly)	50th Percentile (Hourly)	75th Percentile (Hourly)	90th Percentile (Hourly)	10th Percentile (Annual)	25th Percentile (Annual)	50th Percentile (Annual)	75th Percentile (Annual)	90th Percentile (Annual)
13-1199	Business Operations Specialists, All Other	1890	5.05	\$32.08	\$66,728	2.81	\$14.10	\$21.33	\$29.92	\$39.20	\$49.75	\$29,332	\$44,371	\$62,224	\$81,546	\$103,475
13-2011	Accountants and Auditors	1390	7.19	\$30.37	\$63,179	2.93	\$16.90	\$20.96	\$27.29	\$36.05	\$47.79	\$35,146	\$43,599	\$56,771	\$74,990	\$99,412
13-2021	Appraisers and Assessors of Real Estate	60	41.77	\$45.30	\$94,232	13.15	\$22.47	\$29.01	\$44.38	\$54.40	\$59.02	\$46,743	\$60,351	\$92,303	\$113,145	\$122,762
13-2031	Budget Analysts	40	0	\$36.01	\$74,900	2.16	\$26.37	\$30.06	\$36.90	\$41.28	\$44.92	\$54,850	\$62,532	\$76,742	\$85,860	\$93,440
13-2041	Credit Analysts	20	36.42	\$29.09	\$60,506	3.97	\$20.11	\$22.14	\$29.98	\$35.04	\$37.90	\$41,824	\$46,060	\$62,359	\$72,874	\$78,833
13-2051	Financial Analysts	80	19.99	\$42.57	\$88,549	6.24	\$22.99	\$30.97	\$39.56	\$55.59	\$69.16	\$47,827	\$64,426	\$82,285	\$115,632	\$143,858
13-2052	Personal Financial Advisors	130	20.2	\$39.04	\$81,199	12.01	\$16.10	\$21.56	\$34.80	\$44.50	\$69.35	\$33,489	\$44,850	\$72,390	\$92,570	\$144,248
13-2072	Loan Officers	180	39.41	\$46.34	\$96,389	7.35	\$21.70	\$31.29	\$43.90	\$57.52	\$71.68	\$45,135	\$65,078	\$91,303	\$119,646	\$149,089
13-2081	Tax Examiners and Collectors, and Revenue Agents	30	0	\$32.23	\$67,037	2.39	\$21.56	\$27.20	\$31.92	\$34.38	\$44.43	\$44,838	\$56,568	\$66,389	\$71,500	\$92,422
13-2082	Tax Preparers	160	35.38	\$22.96	\$47,759	28.12	\$8.68	\$10.02	\$13.48	\$27.08	\$55.26	\$18,056	\$20,846	\$28,031	\$56,332	\$114,938
13-2099	Financial Specialists, All Other	40	14.55	\$38.96	\$81,037	3.82	\$22.83	\$26.56	\$36.38	\$51.09	\$59.66	\$47,487	\$55,238	\$75,679	\$106,272	\$124,103
15-0000	Computer and Mathematical Occupations	5590	3.6	\$40.47	\$84,175	3.89	\$18.69	\$28.73	\$39.75	\$51.81	\$63.51	\$38,877	\$59,756	\$82,684	\$107,771	\$132,093
15-1111	Computer and Information Research Scientists	#	#	\$61.74	\$128,425	6.63	\$45.49	\$60.92	\$65.50	\$68.93	\$71.74	\$94,610	\$126,715	\$136,242	\$143,384	\$149,228
15-1121	Computer Systems Analysts	520	13.44	\$42.95	\$89,345	3.8	\$27.34	\$32.45	\$39.93	\$49.04	\$61.95	\$56,873	\$67,487	\$83,061	\$102,012	\$128,855
15-1131	Computer Programmers	170	23.92	\$43.50	\$90,483	9.39	\$22.11	\$27.84	\$39.95	\$55.36	\$75.14	\$45,981	\$57,918	\$83,105	\$115,141	\$156,282
15-1132	Software Developers, Applications	990	16.36	\$36.81	\$76,571	3.97	\$14.14	\$28.41	\$37.07	\$45.85	\$57.25	\$29,404	\$59,088	\$77,108	\$95,366	\$119,083
15-1133	Software Developers, Systems Software	1590	5.02	\$51.64	\$107,421	2.24	\$34.64	\$41.38	\$50.98	\$61.77	\$72.37	\$72,060	\$86,080	\$106,030	\$128,481	\$150,524
15-1134	Web Developers	190	24.92	\$19.80	\$41,188	8.84	\$10.77	\$12.46	\$14.70	\$24.45	\$35.50	\$22,407	\$25,916	\$30,579	\$50,865	\$73,846
15-1141	Database Administrators	80	22.18	\$40.17	\$83,550	3.25	\$25.94	\$33.08	\$40.64	\$49.22	\$55.81	\$53,947	\$68,808	\$84,532	\$102,383	\$116,079
15-1142	Network and Computer Systems Administrators	410	11.46	\$37.04	\$77,042	1.83	\$24.62	\$30.63	\$36.37	\$44.14	\$51.16	\$51,200	\$63,719	\$75,641	\$91,807	\$106,418
15-1143	Computer Network Architects	90	19.09	\$49.35	\$102,650	4.37	\$36.85	\$42.13	\$49.52	\$57.05	\$65.58	\$76,640	\$87,635	\$102,996	\$118,666	\$136,405
15-1151	Computer User Support Specialists	840	9.51	\$25.94	\$53,962	4.5	\$15.37	\$18.73	\$22.93	\$29.62	\$43.41	\$31,962	\$38,955	\$47,704	\$61,617	\$90,293
15-1152	Computer Network Support Specialists	270	18.19	\$35.90	\$74,665	5.94	\$19.61	\$24.48	\$33.10	\$47.19	\$56.54	\$40,787	\$50,917	\$68,842	\$98,148	\$117,596
15-1199	Computer Occupations, All Other	370	5.57	\$44.43	\$92,415	3.71	\$28.63	\$39.04	\$46.61	\$52.59	\$57.75	\$59,543	\$81,205	\$96,955	\$109,388	\$120,118
15-2031	Operations Research Analysts	10	32.28	\$45.10	\$93,805	4.14	\$33.20	\$37.96	\$44.50	\$51.17	\$58.10	\$69,065	\$78,955	\$92,563	\$106,425	\$120,853
15-2041	Statisticians	50	17.82	\$44.89	\$93,370	4.82	\$27.87	\$32.90	\$43.38	\$58.78	\$65.51	\$57,977	\$68,438	\$90,240	\$122,263	\$136,251
17-0000	Architecture and Engineering Occupations	4250	3.39	\$43.44	\$90,353	2.79	\$21.37	\$29.41	\$40.68	\$54.50	\$68.93	\$44,444	\$61,164	\$84,618	\$113,355	\$143,365
17-1011	Architects, Except Landscape and Naval	90	30.25	\$31.84	\$66,225	8.97	\$16.75	\$24.57	\$28.74	\$38.66	\$48.58	\$34,838	\$51,098	\$69,779	\$80,417	\$101,056
17-1012	Landscape Architects	30	17.15	\$33.49	\$69,652	2.22	\$22.83	\$29.91	\$34.21	\$38.89	\$43.03	\$47,493	\$62,216	\$71,156	\$80,897	\$89,498
17-1021	Cartographers and Photogrammetrists	40	23.03	\$31.50	\$65,529	1.47	\$18.85	\$24.89	\$31.85	\$36.92	\$45.17	\$39,200	\$51,768	\$66,244	\$76,790	\$93,954
17-2011	Aerospace Engineers	10	42.03	\$35.19	\$73,200	11.94	\$21.15	\$24.51	\$29.29	\$42.11	\$58.51	\$43,984	\$50,978	\$60,925	\$87,580	\$121,704
17-2031	Biomedical Engineers	#	#	\$48.48	\$100,843	13.65	\$26.73	\$33.48	\$44.59	\$62.75	\$82.09	\$55,606	\$69,629	\$92,752	\$130,521	\$170,750
17-2041	Chemical Engineers	30	36.92	\$44.99	\$93,572	7.4	\$25.17	\$33.02	\$43.96	\$55.70	\$69.55	\$52,349	\$68,674	\$91,429	\$115,849	\$144,673
17-2051	Civil Engineers	520	14.42	\$46.62	\$96,979	9.37	\$18.73	\$28.28	\$38.49	\$48.38	\$95.18	\$38,969	\$58,814	\$80,059	\$100,640	\$197,977
17-2061	Computer Hardware Engineers	880	2.4	\$57.88	\$120,387	1.78	\$40.49	\$48.06	\$56.75	\$67.72	\$77.78	\$84,212	\$99,964	\$118,047	\$140,853	\$161,790
17-2071	Electrical Engineers	340	24.51	\$46.14	\$95,965	2.33	\$29.01	\$36.05	\$47.58	\$55.97	\$63.44	\$60,342	\$74,977	\$98,971	\$116,418	\$131,961
17-2072	Electronics Engineers, Except Computer	190	25.15	\$55.30	\$115,019	6.97	\$18.20	\$37.50	\$51.46	\$69.48	\$89.11	\$37,858	\$78,000	\$107,042	\$144,514	\$185,350
17-2081	Environmental Engineers	150	21.78	\$38.71	\$80,527	5.36	\$24.45	\$28.22	\$35.47	\$47.49	\$62.65	\$50,853	\$58,689	\$73,787	\$98,786	\$130,310
17-2111	Health and Safety Engineers, Except Mining Safety Engineers and Inspectors	30	24.98	\$41.76	\$86,860	5.89	\$28.69	\$32.81	\$39.30	\$50.16	\$59.77	\$59,675	\$68,235	\$81,754	\$104,340	\$124,323
17-2112	Industrial Engineers	280	4.39	\$43.34	\$90,155	3.3	\$23.84	\$33.16	\$41.75	\$53.30	\$66.31	\$49,583	\$68,966	\$86,844	\$110,862	\$137,931
17-2141	Mechanical Engineers	510	11.69	\$38.67	\$80,434	4	\$22.02	\$28.56	\$36.50	\$46.77	\$58.47	\$45,796	\$59,396	\$75,920	\$97,274	\$121,617
17-2151	Mining and Geological Engineers, Including Mining Safety Engineers	#	#	\$61.96	\$128,881	5.37	\$53.23	\$60.87	\$65.22	\$69.57	\$72.18	\$110,727	\$126,611	\$135,659	\$144,707	\$150,136
17-3011	Architectural and Civil Drafters	90	18.45	\$24.99	\$51,989	3.75	\$19.27	\$20.98	\$23.96	\$28.60	\$33.56	\$40,092	\$43,642	\$49,846	\$59,481	\$69,800
17-3012	Electrical and Electronics Drafters	50	28.05	\$33.05	\$68,736	3.26	\$23.63	\$28.79	\$33.46	\$37.69	\$43.78	\$49,158	\$59,890	\$69,607	\$78,402	\$91,068
17-3013	Mechanical Drafters	110	19.83	\$28.77	\$59,849	6.66	\$13.45	\$20.82	\$28.55	\$36.43	\$43.68	\$27,985	\$43,301	\$59,389	\$75,769	\$90,859
17-3019	Drafters, All Other	20	24.28	\$21.53	\$44,784	4.19	\$15.80	\$17.17	\$20.04	\$25.22	\$29.81	\$32,871	\$35,718	\$41,681	\$52,455	\$61,996
17-3022	Civil Engineering Technicians	#	#	\$20.26	\$42,133	8.43	\$12.38	\$13.33	\$19.80	\$26.54	\$29.84	\$25,751	\$27,722	\$41,183	\$55,194	\$62,062

Data unavailable

Occupational Code	Occupational Title	Employment Estimate	Employment Percentage Relative Standard Error	Average Hourly Wage	Average Annual Wage	Wage Percentage Relative Standard Error	10th Percentile (Hourly)	25th Percentile (Hourly)	50th Percentile (Hourly)	75th Percentile (Hourly)	90th Percentile (Hourly)	10th Percentile (Annual)	25th Percentile (Annual)	50th Percentile (Annual)	75th Percentile (Annual)	90th Percentile (Annual)
17-3023	Electrical and Electronics Engineering Technicians	140	10.35	\$34.93	\$72,645	3.38	\$18.10	\$25.20	\$31.59	\$39.74	\$57.55	\$37,645	\$52,422	\$65,710	\$82,668	\$119,699
17-3025	Environmental Engineering Technicians	#	#	\$17.09	\$35,547	3.18	\$13.23	\$14.95	\$17.01	\$18.96	\$21.74	\$27,509	\$31,097	\$35,375	\$39,444	\$45,210
17-3026	Industrial Engineering Technicians	70	33.55	\$31.24	\$64,970	3.7	\$19.82	\$22.98	\$30.97	\$38.61	\$45.68	\$41,228	\$47,792	\$64,423	\$80,318	\$95,009
17-3027	Mechanical Engineering Technicians	#	#	\$26.01	\$54,098	3.72	\$20.99	\$24.15	\$26.27	\$28.38	\$29.65	\$43,667	\$50,240	\$54,637	\$59,029	\$61,664
17-3029	Engineering Technicians, Except Drafters, All Other	40	17.22	\$28.17	\$58,583	6.33	\$15.39	\$21.15	\$28.75	\$34.95	\$39.45	\$32,014	\$44,002	\$59,797	\$72,695	\$82,047
17-3031	Surveying and Mapping Technicians	#	#	\$22.83	\$47,494	2.24	\$18.99	\$20.42	\$22.77	\$26.27	\$28.30	\$39,507	\$42,474	\$47,358	\$54,642	\$58,862
19-0000	Life, Physical, and Social Science Occupations	2660	2.72	\$31.59	\$65,705	1.93	\$16.32	\$21.57	\$28.84	\$38.47	\$50.43	\$33,935	\$44,859	\$59,991	\$80,017	\$104,903
19-1011	Animal Scientists	30	45.09	\$52.66	\$109,530	13.28	\$22.47	\$31.31	\$54.17	\$71.77	\$84.42	\$46,747	\$65,118	\$112,674	\$149,291	\$175,592
19-1013	Soil and Plant Scientists	100	2.07	\$27.36	\$56,917	3.72	\$17.08	\$20.12	\$24.81	\$31.82	\$38.89	\$35,525	\$41,839	\$51,605	\$66,187	\$80,902
19-1021	Biochemists and Biophysicists	30	8.65	\$27.33	\$56,840	6.79	\$18.68	\$21.31	\$25.47	\$29.67	\$37.20	\$38,852	\$44,316	\$52,971	\$61,712	\$77,374
19-1022	Microbiologists	140	2.65	\$29.54	\$61,440	6.98	\$17.12	\$20.82	\$27.02	\$35.17	\$46.61	\$35,607	\$43,306	\$56,197	\$73,148	\$96,949
19-1029	Biological Scientists, All Other	#	#	\$35.66	\$74,169	2.41	\$16.31	\$25.55	\$32.91	\$39.45	\$53.01	\$33,934	\$53,152	\$68,452	\$82,046	\$110,255
19-1031	Conservation Scientists	430	2.4	\$33.47	\$69,618	2.19	\$19.93	\$23.62	\$29.96	\$41.68	\$51.17	\$41,448	\$49,128	\$62,322	\$86,685	\$106,432
19-1032	Foresters	80	0	\$24.72	\$51,411	1.94	\$14.42	\$17.90	\$23.79	\$31.32	\$36.89	\$29,998	\$37,225	\$49,491	\$65,136	\$76,736
19-1042	Medical Scientists, Except Epidemiologists	110	3.92	\$27.03	\$56,218	5.59	\$16.74	\$20.05	\$24.39	\$32.78	\$38.65	\$34,827	\$41,713	\$50,728	\$68,189	\$80,382
19-2021	Atmospheric and Space Scientists	150	0	\$42.42	\$88,224	2.18	\$26.53	\$32.19	\$40.28	\$50.57	\$61.25	\$55,180	\$66,962	\$83,789	\$105,183	\$127,399
19-2031	Chemists	260	11.5	\$32.92	\$68,464	3	\$20.60	\$24.79	\$30.54	\$38.45	\$47.40	\$42,838	\$51,570	\$63,529	\$79,982	\$98,582
19-2041	Environmental Scientists and Specialists, Including Health	110	20.14	\$35.40	\$73,626	8.34	\$19.24	\$22.76	\$33.01	\$45.18	\$57.10	\$40,014	\$47,350	\$68,667	\$93,979	\$118,771
19-2042	Geoscientists, Except Hydrologists and Geographers	60	26.09	\$35.69	\$74,243	5.63	\$23.71	\$26.46	\$32.04	\$43.15	\$53.38	\$49,316	\$55,042	\$66,651	\$89,748	\$111,034
19-2043	Hydrologists	50	24.33	\$38.43	\$79,941	5.26	\$21.05	\$24.73	\$41.68	\$46.61	\$54.01	\$43,778	\$51,438	\$66,703	\$86,957	\$112,342
19-3011	Economists	30	3.36	\$45.70	\$95,061	4.4	\$29.91	\$32.90	\$42.64	\$55.44	\$65.50	\$62,215	\$68,437	\$86,697	\$115,311	\$136,249
19-3031	Clinical, Counseling, and School Psychologists	90	6.22	\$41.10	\$85,484	5.33	\$24.95	\$31.55	\$40.15	\$50.16	\$57.75	\$51,899	\$65,629	\$83,519	\$104,335	\$120,111
19-3051	Urban and Regional Planners	70	7.19	\$34.43	\$71,624	2.25	\$25.56	\$29.36	\$34.18	\$38.32	\$44.45	\$53,157	\$61,064	\$71,087	\$79,715	\$92,452
19-3091	Anthropologists and Archeologists	#	#	\$34.68	\$72,133	2.69	\$25.55	\$27.73	\$37.28	\$41.00	\$44.65	\$53,150	\$57,682	\$77,544	\$85,276	\$92,879
19-3093	Historians	#	#	\$36.05	\$74,976	10.7	\$22.70	\$27.54	\$39.66	\$43.42	\$45.67	\$47,210	\$57,287	\$82,483	\$90,308	\$95,003
19-3099	Social Scientists and Related Workers, All Other	40	11.09	\$29.05	\$60,420	4.87	\$18.20	\$23.65	\$27.26	\$32.89	\$38.90	\$37,850	\$49,202	\$56,695	\$68,404	\$80,910
19-4011	Agricultural and Food Science Technicians	30	12.32	\$15.71	\$32,675	5.19	\$10.35	\$11.74	\$13.42	\$15.73	\$21.92	\$21,528	\$24,417	\$27,917	\$32,708	\$45,589
19-4021	Biological Technicians	210	8.17	\$19.31	\$40,156	1.91	\$12.99	\$15.07	\$18.19	\$22.95	\$28.02	\$27,026	\$31,347	\$37,836	\$47,731	\$58,285
19-4031	Chemical Technicians	50	35.41	\$25.24	\$52,504	5.09	\$16.01	\$18.45	\$25.12	\$32.36	\$35.39	\$33,309	\$38,370	\$52,259	\$67,313	\$73,620
19-4091	Environmental Science and Protection Technicians, Including Health	20	41.06	\$27.18	\$56,533	4.1	\$20.96	\$23.68	\$26.31	\$28.90	\$37.88	\$43,605	\$49,258	\$54,727	\$60,107	\$78,794
19-4092	Forensic Science Technicians	20	0	\$33.83	\$70,365	3.78	\$20.24	\$24.29	\$29.19	\$35.72	\$42.30	\$42,094	\$50,528	\$60,721	\$74,295	\$87,992
19-4093	Forest and Conservation Technicians	120	4.17	\$19.17	\$39,870	3.03	\$14.58	\$14.59	\$16.32	\$22.24	\$28.02	\$30,327	\$30,339	\$33,942	\$46,257	\$58,291
19-4099	Life, Physical, and Social Science Technicians, All Other	80	21.36	\$23.60	\$49,088	3.85	\$16.31	\$18.92	\$23.04	\$27.40	\$32.43	\$33,935	\$39,357	\$47,920	\$56,997	\$67,445
21-0000	Community and Social Services Occupations	2080	4.3	\$21.80	\$45,344	1.87	\$12.42	\$16.16	\$21.12	\$26.58	\$32.46	\$25,831	\$33,612	\$43,922	\$55,295	\$67,516
21-1011	Substance Abuse and Behavioral Disorder Counselors	130	33.32	\$17.36	\$36,112	7.38	\$10.04	\$11.28	\$16.35	\$22.32	\$27.52	\$20,889	\$23,458	\$34,005	\$46,418	\$57,236
21-1012	Educational, Guidance, School, and Vocational Counselors	310	1.94	\$23.16	\$48,174	1.91	\$15.96	\$18.56	\$22.42	\$27.65	\$32.74	\$33,188	\$38,611	\$46,642	\$57,505	\$68,097
21-1014	Mental Health Counselors	240	12.77	\$23.16	\$48,169	3.63	\$13.47	\$16.25	\$23.75	\$29.48	\$34.01	\$28,022	\$33,796	\$49,391	\$61,315	\$70,748
21-1015	Rehabilitation Counselors	30	10.73	\$17.47	\$36,334	2.5	\$10.05	\$10.83	\$12.89	\$24.07	\$27.95	\$20,896	\$22,526	\$26,804	\$50,068	\$58,127
21-1021	Child, Family, and School Social Workers	320	9.58	\$21.24	\$44,190	2.68	\$12.59	\$15.36	\$20.67	\$25.44	\$30.20	\$26,196	\$31,959	\$42,997	\$52,913	\$62,815
21-1022	Healthcare Social Workers	160	19.45	\$22.48	\$46,748	6.11	\$14.91	\$16.59	\$19.92	\$25.92	\$30.10	\$31,006	\$34,498	\$41,430	\$53,912	\$62,602
21-1023	Mental Health and Substance Abuse Social Workers	60	46.72	\$22.79	\$47,408	7.33	\$14.25	\$19.52	\$23.01	\$26.91	\$29.45	\$29,645	\$40,602	\$47,866	\$55,968	\$61,257
21-1029	Social Workers, All Other	110	20.81	\$18.45	\$38,383	1.97	\$10.91	\$15.12	\$17.41	\$21.58	\$27.75	\$22,690	\$31,450	\$36,218	\$44,896	\$57,713
21-1091	Health Educators	70	23.06	\$27.49	\$57,172	3.21	\$16.32	\$20.23	\$22.94	\$31.99	\$43.91	\$33,945	\$42,069	\$47,724	\$66,541	\$91,329

Data unavailable

Occupational Code	Occupational Title	Employment Estimate	Employment Percentage Relative Standard Error	Average Hourly Wage	Average Annual Wage	Wage Percentage Relative Standard Error	10th Percentile (Hourly)	25th Percentile (Hourly)	50th Percentile (Hourly)	75th Percentile (Hourly)	90th Percentile (Hourly)	10th Percentile (Annual)	25th Percentile (Annual)	50th Percentile (Annual)	75th Percentile (Annual)	90th Percentile (Annual)
21-1092	Probation Officers and Correctional Treatment Specialists	240	0	\$24.66	\$51,300	1.98	\$18.42	\$21.02	\$22.98	\$27.76	\$34.45	\$38,307	\$43,724	\$47,808	\$57,748	\$71,651
21-1093	Social and Human Service Assistants	120	19.54	\$14.15	\$29,431	5.62	\$10.13	\$11.03	\$13.19	\$16.94	\$19.99	\$21,060	\$22,947	\$27,437	\$35,235	\$41,576
21-1094	Community Health Workers	30	28.69	\$16.67	\$34,673	2.28	\$12.58	\$14.65	\$16.54	\$18.27	\$21.53	\$26,170	\$30,467	\$34,399	\$38,007	\$44,788
21-1099	Community and Social Service Specialists, All Other	110	42.04	\$20.99	\$43,649	8.9	\$9.13	\$15.05	\$19.19	\$25.89	\$37.80	\$18,988	\$31,310	\$39,912	\$53,843	\$78,630
21-2011	Clergy	40	36.27	\$22.29	\$46,364	3.54	\$15.83	\$17.63	\$21.65	\$26.61	\$30.46	\$32,928	\$36,663	\$45,038	\$55,341	\$63,347
23-0000	Legal Occupations	570	8.54	\$46.81	\$97,359	13.84	\$20.31	\$23.68	\$30.95	\$55.09	\$92.09	\$42,239	\$49,253	\$64,385	\$114,595	\$191,544
23-1011	Lawyers	270	7.75	\$66.59	\$138,511	17.21	\$21.97	\$31.75	\$48.68	\$91.89	\$92.61	\$45,708	\$66,039	\$101,247	\$191,127	\$192,637
23-1023	Judges, Magistrate Judges, and Magistrates	20	0	\$61.35	\$127,599	3.08	\$55.35	\$55.36	\$61.91	\$64.70	\$64.70	\$115,133	\$115,145	\$128,769	\$134,567	\$134,575
23-2011	Paralegals and Legal Assistants	180	15.9	\$26.27	\$54,648	4.2	\$19.84	\$22.14	\$25.81	\$30.14	\$34.99	\$41,274	\$46,042	\$53,688	\$62,688	\$72,774
23-2093	Title Examiners, Abstractors, and Searchers	#	#	\$24.94	\$51,877	6.58	\$20.30	\$23.75	\$25.70	\$27.65	\$28.82	\$42,215	\$49,409	\$53,448	\$57,509	\$59,946
23-2099	Legal Support Workers, All Other	40	5.82	\$25.11	\$52,233	4.66	\$15.49	\$19.31	\$24.79	\$28.94	\$38.58	\$32,217	\$40,169	\$51,554	\$60,189	\$80,248
25-0000	Education, Training, and Library Occupations	9630	1.85	\$23.45	\$48,779	3.08	\$12.43	\$15.85	\$21.32	\$27.79	\$35.98	\$25,850	\$32,965	\$44,355	\$57,797	\$74,839
25-1011	Business Teachers, Postsecondary	130	2.32	#	\$93,444	2.24	#	#	#	#	#	\$42,261	\$56,108	\$83,964	\$126,021	\$160,051
25-1121	Art, Drama, and Music Teachers, Postsecondary	110	0	#	\$54,557	2.08	#	#	#	#	#	\$32,985	\$37,214	\$54,053	\$62,611	\$83,810
25-1194	Vocational Education Teachers, Postsecondary	140	25.56	\$23.77	\$49,451	3.82	\$16.12	\$19.54	\$24.80	\$27.82	\$29.63	\$33,527	\$40,651	\$51,577	\$57,876	\$61,634
25-2011	Preschool Teachers, Except Special Education	410	39.42	\$13.36	\$27,795	5.21	\$9.26	\$10.58	\$12.38	\$14.22	\$19.54	\$19,257	\$22,011	\$25,756	\$29,587	\$40,635
25-2012	Kindergarten Teachers, Except Special Education	240	21.42	#	\$48,455	1.99	#	#	#	#	#	\$34,606	\$39,638	\$46,763	\$57,041	\$66,498
25-2021	Elementary School Teachers, Except Special Education	1410	6.33	#	\$49,190	1.89	#	#	#	#	#	\$34,799	\$40,674	\$48,220	\$57,770	\$66,170
25-2022	Middle School Teachers, Except Special and Career/Technical Educa	720	1.62	#	\$49,668	1.88	#	#	#	#	#	\$35,005	\$40,762	\$49,271	\$58,264	\$66,295
25-2031	Secondary School Teachers, Except Special and Career/Technical Ed	1010	3.7	#	\$49,523	1.87	#	#	#	#	#	\$34,722	\$40,121	\$49,413	\$58,238	\$65,980
25-2032	Career/Technical Education Teachers, Secondary School	40	0	#	\$49,298	2.23	#	#	#	#	#	\$35,319	\$41,018	\$47,764	\$57,792	\$66,480
25-2051	Special Education Teachers, Preschool	60	0	#	\$49,366	2.31	#	#	#	#	#	\$35,992	\$41,654	\$48,855	\$57,105	\$62,266
25-2052	Special Education Teachers, Kindergarten and Elementary School	120	4.67	#	\$47,895	3.66	#	#	#	#	#	\$32,506	\$37,604	\$47,032	\$58,347	\$68,498
25-2053	Special Education Teachers, Middle School	80	2.52	#	\$49,812	2.67	#	#	#	#	#	\$34,282	\$39,258	\$48,230	\$59,699	\$70,286
25-2054	Special Education Teachers, Secondary School	120	1.24	#	\$49,859	1.86	#	#	#	#	#	\$36,462	\$42,029	\$48,609	\$57,702	\$66,541
25-3021	Self-Enrichment Education Teachers	250	31.58	\$16.20	\$33,692	9.67	\$9.91	\$11.84	\$15.22	\$20.87	\$22.68	\$20,618	\$24,633	\$31,648	\$43,415	\$47,172
25-3097	Teachers and Instructors, All Other, Except Substitute Teachers	200	16.35	#	\$33,004	3.21	#	#	#	#	#	\$18,561	\$23,337	\$28,791	\$37,925	\$56,655
25-4012	Curators	20	0	\$27.76	\$57,731	2.38	\$20.57	\$23.29	\$26.85	\$31.29	\$37.00	\$42,777	\$48,443	\$55,841	\$65,079	\$76,951
25-4013	Museum Technicians and Conservators	#	#	\$22.11	\$45,998	3.29	\$10.60	\$13.35	\$24.68	\$28.25	\$30.59	\$22,045	\$27,761	\$51,332	\$58,769	\$63,627
25-4021	Librarians	140	0.57	\$30.08	\$62,567	2.28	\$19.13	\$22.08	\$28.02	\$37.13	\$45.72	\$39,781	\$45,926	\$58,283	\$77,223	\$95,090
25-4031	Library Technicians	170	1.44	\$17.28	\$35,947	1.85	\$12.41	\$14.27	\$16.89	\$19.83	\$22.90	\$25,803	\$29,683	\$35,141	\$41,244	\$47,628
25-9031	Instructional Coordinators	90	11.22	\$29.55	\$61,458	2.74	\$20.21	\$23.61	\$30.16	\$35.02	\$38.39	\$42,028	\$49,113	\$62,733	\$72,832	\$79,843
25-9041	Teacher Assistants	860	2.44	#	\$26,388	2.27	#	#	#	#	#	\$20,529	\$22,299	\$25,401	\$29,282	\$32,126
25-9099	Education, Training, and Library Workers, All Other	50	4.06	\$19.96	\$41,518	3.63	\$12.67	\$16.31	\$19.70	\$23.00	\$27.24	\$26,354	\$33,926	\$40,982	\$47,835	\$56,660
27-0000	Arts, Design, Entertainment, Sports, and Media Occupations	1890	6.29	\$22.31	\$46,405	6.25	\$9.09	\$11.52	\$17.96	\$27.68	\$40.25	\$18,910	\$23,963	\$37,362	\$57,578	\$83,722
27-1011	Art Directors	40	15.73	\$33.55	\$69,776	5.9	\$23.30	\$26.86	\$32.27	\$38.17	\$45.10	\$48,474	\$55,864	\$67,120	\$79,401	\$93,817
27-1013	Fine Artists, Including Painters, Sculptors, and Illustrators	30	29.48	\$21.10	\$43,880	7.37	\$14.36	\$16.35	\$20.49	\$26.52	\$28.68	\$29,871	\$34,006	\$42,609	\$55,153	\$59,649
27-1019	Artists and Related Workers, All Other	30	31.49	\$20.36	\$42,344	6.76	\$12.87	\$14.27	\$20.41	\$24.90	\$29.07	\$26,772	\$29,672	\$42,463	\$51,800	\$60,463
27-1024	Graphic Designers	230	15.55	\$21.35	\$44,400	4.24	\$12.11	\$14.43	\$20.13	\$26.00	\$30.28	\$25,181	\$30,006	\$41,874	\$54,072	\$62,977
27-1025	Interior Designers	#	#	\$18.51	\$38,496	12.53	\$12.11	\$13.42	\$16.65	\$23.71	\$28.20	\$25,182	\$27,913	\$34,639	\$49,323	\$58,652
27-1026	Merchandise Displayers and Window Trimmers	140	18.74	\$12.08	\$25,137	6.98	\$9.66	\$10.20	\$11.09	\$12.77	\$17.30	\$20,099	\$21,218	\$23,074	\$26,560	\$35,989

Data unavailable

Occupational Code	Occupational Title	Employment Estimate	Employment Percentage Relative Standard Error	Average Hourly Wage	Average Annual Wage	Wage Percentage Relative Standard Error	10th Percentile (Hourly)	25th Percentile (Hourly)	50th Percentile (Hourly)	75th Percentile (Hourly)	90th Percentile (Hourly)	10th Percentile (Annual)	25th Percentile (Annual)	50th Percentile (Annual)	75th Percentile (Annual)	90th Percentile (Annual)
27-2012	Producers and Directors	40	33.17	\$20.29	\$42,208	6.97	\$14.99	\$16.27	\$18.49	\$24.29	\$28.30	\$31,175	\$33,832	\$38,462	\$50,531	\$58,869
27-2022	Coaches and Scouts	270	24.27	#	\$37,163	20.32	#	#	#	#	#	\$17,704	\$19,305	\$23,860	\$34,276	\$63,446
27-2023	Umpires, Referees, and Other Sports Officials	80	26.96	#	\$23,081	3.5	#	#	#	#	#	\$17,127	\$17,857	\$19,074	\$31,771	\$36,409
27-3031	Public Relations Specialists	250	13.5	\$21.87	\$45,494	4.24	\$10.85	\$14.73	\$20.00	\$27.52	\$35.34	\$22,564	\$30,646	\$41,608	\$57,248	\$73,510
27-3041	Editors	110	22.8	\$25.20	\$52,406	3.66	\$13.82	\$17.41	\$25.19	\$30.14	\$36.87	\$28,741	\$36,203	\$52,390	\$62,683	\$76,693
27-3042	Technical Writers	70	21.89	\$33.55	\$69,788	2.91	\$22.47	\$27.07	\$33.22	\$39.76	\$46.27	\$46,743	\$56,298	\$69,091	\$82,710	\$96,236
27-3043	Writers and Authors	#	#	\$30.54	\$63,531	7.43	\$17.31	\$23.43	\$31.45	\$36.64	\$45.11	\$35,997	\$48,734	\$65,411	\$76,212	\$93,829
27-3091	Interpreters and Translators	60	13.32	\$21.05	\$43,777	3.09	\$14.15	\$17.66	\$21.07	\$23.78	\$28.43	\$29,426	\$36,738	\$43,834	\$49,458	\$59,132
27-4011	Audio and Video Equipment Technicians	30	17.22	\$25.85	\$53,776	14.24	\$8.88	\$13.57	\$22.23	\$41.22	\$45.89	\$18,470	\$28,223	\$46,248	\$85,728	\$95,443
27-4021	Photographers	80	33.4	\$13.28	\$27,626	7.59	\$8.33	\$8.82	\$9.95	\$16.86	\$22.11	\$17,323	\$18,347	\$20,705	\$35,065	\$45,996
27-4031	Camera Operators, Television, Video, and Motion Picture	#	#	\$33.93	\$70,573	9.13	\$19.70	\$26.30	\$38.53	\$42.31	\$44.57	\$40,980	\$54,706	\$80,144	\$87,999	\$92,711
27-4099	Media and Communication Equipment Workers, All Other	10	16.64	\$38.64	\$80,373	9.68	\$11.33	\$18.27	\$43.03	\$49.75	\$55.43	\$23,560	\$37,997	\$89,500	\$103,480	\$115,297
29-0000	Healthcare Practitioners and Technical Occupations	6980	23.5	\$35.26	\$73,347	3.59	\$14.80	\$20.94	\$29.20	\$39.60	\$58.83	\$30,781	\$43,561	\$60,739	\$82,365	\$122,357
29-1011	Chiropractors	#	#	\$29.92	\$62,232	7	\$24.85	\$27.44	\$30.88	\$34.10	\$36.03	\$51,688	\$57,068	\$64,234	\$70,929	\$74,945
29-1021	Dentists, General	220	48.15	\$67.21	\$139,806	25.97	\$20.58	\$23.03	\$70.05	\$87.11	\$92.66	\$42,812	\$47,904	\$145,711	\$181,191	\$192,743
29-1031	Dietitians and Nutritionists	70	18.54	\$25.61	\$53,279	3.92	\$19.09	\$22.08	\$25.87	\$30.10	\$34.06	\$39,700	\$45,923	\$53,799	\$62,604	\$70,836
29-1041	Optometrists	50	26.23	\$44.72	\$93,018	18.75	\$19.93	\$21.77	\$51.59	\$62.57	\$70.78	\$41,462	\$45,279	\$107,316	\$130,141	\$147,220
29-1051	Pharmacists	210	23.4	\$57.91	\$120,461	2.24	\$48.60	\$52.66	\$58.99	\$66.65	\$71.73	\$101,083	\$109,533	\$122,694	\$138,624	\$149,198
29-1062	Family and General Practitioners	150	23.31	\$80.68	\$167,819	7.81	\$31.41	\$42.95	\$78.81	\$92.62	\$93.42	\$65,328	\$89,326	\$163,920	\$192,641	\$194,314
29-1067	Surgeons	60	32.95	\$102.71	\$213,628	10.96	\$44.19	\$74.59	\$94.16	\$94.50	\$94.50	\$91,924	\$155,139	\$195,848	\$196,568	\$196,568
29-1069	Physicians and Surgeons, All Other	#	#	\$123.78	\$257,469	9.04	\$78.66	\$94.03	\$98.46	\$100.43	\$100.79	\$163,609	\$195,575	\$204,802	\$208,889	\$209,634
29-1071	Physician Assistants	140	27.72	\$48.27	\$100,406	3.93	\$34.47	\$41.38	\$50.74	\$56.74	\$60.50	\$71,691	\$86,072	\$105,549	\$118,028	\$125,830
29-1122	Occupational Therapists	160	11.21	\$37.23	\$77,428	2.75	\$25.94	\$29.49	\$35.85	\$43.45	\$50.40	\$53,956	\$61,344	\$74,567	\$90,371	\$104,841
29-1123	Physical Therapists	240	12.4	\$34.13	\$70,993	5.24	\$24.07	\$28.21	\$33.22	\$39.14	\$45.94	\$50,057	\$58,685	\$69,102	\$81,409	\$95,557
29-1126	Respiratory Therapists	60	23.11	\$28.21	\$58,687	3.47	\$22.01	\$24.79	\$28.22	\$32.16	\$35.16	\$45,788	\$51,568	\$58,696	\$66,903	\$73,131
29-1127	Speech-Language Pathologists	150	12.51	\$40.87	\$85,003	2.37	\$27.06	\$32.32	\$40.14	\$46.00	\$59.15	\$56,280	\$67,228	\$83,492	\$95,688	\$123,034
29-1128	Exercise Physiologists	30	44.65	\$16.13	\$33,548	20.83	\$8.44	\$9.09	\$17.09	\$20.81	\$23.49	\$17,545	\$18,903	\$35,550	\$43,283	\$48,863
29-1129	Therapists, All Other	#	#	\$32.46	\$67,514	3.53	\$21.73	\$26.20	\$32.87	\$38.81	\$43.91	\$45,207	\$54,498	\$68,361	\$80,727	\$91,336
29-1131	Veterinarians	140	33.95	\$40.54	\$84,333	7.97	\$31.03	\$32.74	\$35.60	\$40.54	\$57.12	\$64,532	\$68,098	\$74,040	\$84,314	\$118,813
29-1141	Registered Nurses	2130	44.83	\$31.50	\$65,516	3.38	\$22.87	\$26.06	\$30.45	\$36.39	\$43.10	\$47,569	\$54,201	\$63,330	\$75,694	\$89,642
29-1171	Nurse Practitioners	100	20.1	\$42.40	\$88,202	4.03	\$30.59	\$34.24	\$41.92	\$51.02	\$57.29	\$63,633	\$71,216	\$87,191	\$106,128	\$119,173
29-1181	Audiologists	#	#	\$29.73	\$61,832	22.62	\$19.63	\$20.95	\$23.15	\$41.94	\$46.14	\$40,831	\$43,578	\$48,155	\$87,227	\$95,962
29-2011	Medical and Clinical Laboratory Technologists	140	15.83	\$29.81	\$62,002	2.77	\$22.57	\$25.19	\$29.32	\$34.45	\$38.24	\$46,942	\$52,404	\$60,981	\$71,655	\$79,543
29-2012	Medical and Clinical Laboratory Technicians	60	23.16	\$18.41	\$38,297	4.05	\$12.96	\$14.89	\$18.08	\$21.74	\$25.12	\$26,963	\$30,971	\$37,613	\$45,209	\$52,257
29-2021	Dental Hygienists	230	35.94	\$33.79	\$70,288	10.16	\$21.06	\$26.67	\$34.81	\$41.52	\$45.80	\$43,802	\$55,482	\$72,404	\$86,371	\$95,272
29-2032	Diagnostic Medical Sonographers	40	37.51	\$36.41	\$75,723	3.45	\$30.65	\$32.51	\$35.62	\$40.71	\$44.51	\$63,754	\$67,628	\$74,085	\$84,668	\$92,571
29-2034	Radiologic Technologists and Technicians	#	#	\$23.43	\$48,744	8.07	\$13.17	\$14.81	\$22.13	\$28.95	\$36.80	\$27,391	\$30,799	\$46,035	\$60,207	\$76,547
29-2035	Magnetic Resonance Imaging Technologists	#	#	\$33.07	\$68,789	4.94	\$26.09	\$29.87	\$33.34	\$36.69	\$40.75	\$54,257	\$62,132	\$69,338	\$76,319	\$84,770
29-2041	Emergency Medical Technicians and Paramedics	270	19.26	\$18.14	\$37,725	7.13	\$10.44	\$12.84	\$17.51	\$22.44	\$27.33	\$21,714	\$26,715	\$36,428	\$46,681	\$56,840
29-2052	Pharmacy Technicians	240	21.89	\$15.14	\$31,496	2.9	\$11.01	\$12.88	\$15.41	\$17.42	\$18.64	\$22,907	\$26,797	\$32,060	\$36,230	\$38,763
29-2055	Surgical Technologists	#	#	\$22.50	\$46,793	6.84	\$15.06	\$17.89	\$23.69	\$27.64	\$30.09	\$31,326	\$37,206	\$49,282	\$57,488	\$62,577
29-2056	Veterinary Technologists and Technicians	390	32.55	\$13.59	\$28,268	7.68	\$9.86	\$10.61	\$12.42	\$16.01	\$18.58	\$20,504	\$22,072	\$25,837	\$33,291	\$38,651
29-2061	Licensed Practical and Licensed Vocational Nurses	330	9.67	\$21.75	\$45,241	1.89	\$16.94	\$19.31	\$21.40	\$23.69	\$27.87	\$35,237	\$40,171	\$44,510	\$49,277	\$57,966
29-2071	Medical Records and Health Information Technicians	190	7.55	\$20.15	\$41,913	4.15	\$13.96	\$16.43	\$19.78	\$23.71	\$27.69	\$29,036	\$34,165	\$41,148	\$49,310	\$57,600
29-2081	Opticians, Dispensing	110	31.22	\$16.23	\$33,751	3.37	\$12.01	\$13.81	\$16.25	\$18.26	\$21.31	\$24,987	\$28,732	\$33,798	\$37,987	\$44,319
29-2099	Health Technologists and Technicians, All Other	60	33.57	\$20.36	\$42,338	3.25	\$14.85	\$16.64	\$19.75	\$22.89	\$27.63	\$30,897	\$34,611	\$41,079	\$47,618	\$57,463
29-9011	Occupational Health and Safety Specialists	100	15.48	\$34.11	\$70,951	3.19	\$20.76	\$24.53	\$35.82	\$42.49	\$46.28	\$43,182	\$51,031	\$74,507	\$88,375	\$96,253

Data unavailable

Occupational Code	Occupational Title	Employment Estimate	Employment Percentage Relative Standard Error	Average Hourly Wage	Average Annual Wage	Wage Percentage Relative Standard Error	10th Percentile (Hourly)	25th Percentile (Hourly)	50th Percentile (Hourly)	75th Percentile (Hourly)	90th Percentile (Hourly)	10th Percentile (Annual)	25th Percentile (Annual)	50th Percentile (Annual)	75th Percentile (Annual)	90th Percentile (Annual)
31-0000	Healthcare Support Occupations	3740	9.9	\$14.52	\$30,197	2.5	\$10.07	\$11.57	\$13.71	\$16.51	\$18.79	\$20,949	\$24,070	\$28,521	\$34,333	\$39,077
31-1011	Home Health Aides	600	18.1	\$11.37	\$23,645	3.72	\$9.61	\$10.15	\$11.06	\$12.40	\$14.06	\$19,985	\$21,117	\$23,004	\$25,792	\$29,243
31-1014	Nursing Assistants	1250	11.27	\$13.68	\$28,455	1.98	\$10.41	\$11.78	\$13.51	\$15.62	\$17.57	\$21,650	\$24,501	\$28,098	\$32,485	\$36,552
31-2011	Occupational Therapy Assistants	#	#	\$25.35	\$52,738	6.82	\$18.60	\$20.79	\$24.39	\$28.63	\$35.11	\$38,696	\$43,235	\$50,736	\$59,540	\$73,029
31-2021	Physical Therapist Assistants	#	#	\$23.75	\$49,401	5.2	\$14.77	\$21.14	\$24.37	\$27.27	\$29.01	\$30,717	\$43,976	\$50,700	\$56,719	\$60,331
31-2022	Physical Therapist Aides	#	#	\$14.34	\$29,824	6.91	\$10.65	\$12.24	\$14.14	\$16.66	\$18.19	\$22,150	\$25,463	\$29,408	\$34,663	\$37,831
31-9011	Massage Therapists	270	20.65	\$18.06	\$37,559	14.57	\$8.67	\$10.64	\$14.96	\$21.09	\$25.68	\$18,034	\$22,136	\$31,111	\$43,864	\$53,414
31-9091	Dental Assistants	430	20	\$17.24	\$35,861	6.76	\$12.92	\$14.89	\$16.69	\$18.51	\$23.33	\$26,867	\$30,973	\$34,710	\$38,502	\$48,530
31-9092	Medical Assistants	570	10.37	\$14.69	\$30,561	2.08	\$11.14	\$12.60	\$14.34	\$16.69	\$18.25	\$23,168	\$26,207	\$29,828	\$34,717	\$37,950
31-9093	Medical Equipment Preparers	#	#	\$17.82	\$37,074	2.65	\$12.51	\$14.64	\$17.04	\$20.06	\$22.73	\$26,023	\$30,452	\$35,446	\$41,734	\$47,279
31-9094	Medical Transcriptionists	#	#	\$14.66	\$30,484	7.42	\$12.21	\$12.75	\$13.66	\$14.57	\$20.60	\$25,391	\$26,527	\$28,419	\$30,311	\$42,852
31-9096	Veterinary Assistants and Laboratory Animal Caretakers	#	#	\$10.77	\$22,393	11.83	\$8.38	\$8.96	\$10.22	\$11.78	\$14.45	\$17,435	\$18,627	\$21,262	\$24,503	\$30,061
31-9097	Phlebotomists	190	12.15	\$17.05	\$35,470	9.37	\$12.35	\$13.44	\$15.41	\$17.61	\$30.34	\$25,678	\$27,962	\$32,045	\$36,620	\$63,099
31-9099	Healthcare Support Workers, All Other	120	16.29	\$14.30	\$29,751	2.38	\$10.04	\$11.38	\$13.45	\$16.32	\$20.28	\$20,886	\$23,665	\$27,975	\$33,942	\$42,190
33-0000	Protective Service Occupations	2580	9.55	\$22.76	\$47,337	6.26	\$8.89	\$11.40	\$19.64	\$33.13	\$40.86	\$18,499	\$23,712	\$40,845	\$68,915	\$84,986
33-1012	First-Line Supervisors of Police and Detectives	70	0.09	\$48.68	\$101,244	2.41	\$39.30	\$42.29	\$47.17	\$56.14	\$66.43	\$81,744	\$87,972	\$98,107	\$116,765	\$138,177
33-1021	First-Line Supervisors of Fire Fighting and Prevention Workers	80	14.71	\$41.64	\$86,606	5.74	\$37.66	\$39.32	\$42.08	\$44.83	\$46.49	\$78,342	\$81,783	\$87,520	\$93,256	\$96,698
33-2011	Firefighters	230	9.26	\$26.21	\$54,510	3.61	\$14.07	\$19.58	\$29.86	\$33.62	\$35.88	\$29,266	\$40,717	\$62,107	\$69,928	\$74,621
33-3021	Detectives and Criminal Investigators	20	0	\$39.75	\$82,682	2.4	\$22.57	\$25.05	\$37.05	\$55.44	\$60.41	\$46,956	\$52,108	\$77,072	\$115,312	\$125,647
33-3051	Police and Sheriff's Patrol Officers	510	0.1	\$34.84	\$72,458	2	\$26.55	\$31.10	\$34.36	\$37.76	\$44.82	\$55,216	\$64,694	\$71,469	\$78,537	\$93,217
33-9021	Private Detectives and Investigators	110	34.25	\$21.77	\$45,280	3.4	\$14.23	\$17.89	\$20.90	\$23.68	\$30.60	\$29,601	\$37,212	\$43,478	\$49,255	\$63,655
33-9032	Security Guards	630	15.19	\$11.00	\$22,884	4.32	\$8.33	\$8.84	\$9.96	\$12.61	\$14.80	\$17,337	\$18,382	\$20,712	\$26,232	\$30,780
33-9092	Lifeguards, Ski Patrol, and Other Recreational Protective Service Workers	140	36.25	\$9.62	\$20,009	4.72	\$8.20	\$8.49	\$8.99	\$9.69	\$12.57	\$17,051	\$17,667	\$18,694	\$20,149	\$26,137
33-9099	Protective Service Workers, All Other	270	1.18	\$16.19	\$33,666	4.26	\$9.54	\$11.36	\$14.39	\$20.21	\$26.35	\$19,852	\$23,622	\$29,926	\$42,040	\$54,817
35-0000	Food Preparation and Serving-Related Occupations	15910	2.57	\$10.66	\$22,176	1.4	\$8.25	\$8.62	\$9.25	\$11.57	\$14.55	\$17,159	\$17,939	\$19,237	\$24,064	\$30,259
35-1011	Chefs and Head Cooks	90	14.95	\$21.79	\$45,328	5.73	\$15.17	\$17.18	\$21.39	\$26.10	\$29.35	\$31,561	\$35,737	\$44,487	\$54,281	\$61,052
35-1012	First-Line Supervisors of Food Preparation and Serving Workers	1020	7.89	\$16.86	\$35,078	3.82	\$10.28	\$12.60	\$14.59	\$21.39	\$26.23	\$21,378	\$26,199	\$30,341	\$44,494	\$54,559
35-2011	Cooks, Fast Food	170	35.63	\$9.52	\$19,805	3.83	\$8.28	\$8.70	\$9.40	\$10.58	\$11.29	\$17,219	\$18,086	\$19,546	\$21,996	\$23,483
35-2012	Cooks, Institution and Cafeteria	300	11.32	\$13.23	\$27,513	2.47	\$9.15	\$10.17	\$11.64	\$14.64	\$19.35	\$19,041	\$21,162	\$24,209	\$30,443	\$40,250
35-2014	Cooks, Restaurant	1820	15.78	\$11.22	\$23,340	3.99	\$8.54	\$9.34	\$10.61	\$12.09	\$14.62	\$17,755	\$19,428	\$22,064	\$25,154	\$30,414
35-2015	Cooks, Short Order	#	#	\$9.78	\$20,337	4.23	\$8.22	\$8.55	\$9.11	\$10.52	\$11.68	\$17,100	\$17,789	\$18,939	\$21,874	\$24,298
35-2019	Cooks, All Other	20	23.51	#	#	#	#	#	#	#	#	#	#	#	#	#
35-2021	Food Preparation Workers	700	20.86	\$11.16	\$23,212	3.04	\$8.50	\$9.25	\$10.76	\$12.67	\$14.58	\$17,679	\$19,239	\$22,374	\$26,356	\$30,323
35-3011	Bartenders	890	21.37	\$10.31	\$21,443	4.91	\$8.22	\$8.55	\$9.09	\$11.17	\$14.65	\$17,095	\$17,778	\$18,916	\$23,233	\$30,477
35-3021	Combined Food Preparation and Serving Workers, Including Fast Food	4950	6.98	\$9.77	\$20,313	2.1	\$8.21	\$8.53	\$9.05	\$10.51	\$13.03	\$17,078	\$17,736	\$18,832	\$21,853	\$27,108
35-3022	Counter Attendants, Cafeteria, Food Concession, and Coffee Shop	#	#	\$9.52	\$19,810	4.6	\$8.19	\$8.47	\$8.94	\$9.51	\$12.99	\$17,031	\$17,617	\$18,594	\$19,774	\$27,012
35-3031	Waiters and Waitresses	3450	10.14	\$10.06	\$20,916	4.2	\$8.19	\$8.47	\$8.95	\$10.11	\$14.41	\$17,033	\$17,623	\$18,606	\$21,032	\$29,969
35-3041	Food Servers, Nonrestaurant	370	11.28	\$10.62	\$22,084	3.16	\$8.35	\$8.88	\$10.26	\$12.31	\$13.86	\$17,373	\$18,472	\$21,334	\$25,613	\$28,831
35-9011	Dining Room and Cafeteria Attendants and Bartender Helpers	550	20.27	\$9.27	\$19,291	3.36	\$8.18	\$8.46	\$8.92	\$9.61	\$11.47	\$17,022	\$17,595	\$18,550	\$19,981	\$23,866
35-9021	Dishwashers	600	21.46	\$9.23	\$19,206	2.51	\$8.19	\$8.48	\$8.97	\$9.73	\$11.22	\$17,042	\$17,645	\$18,651	\$20,232	\$23,328
35-9031	Hosts and Hostesses, Restaurant, Lounge, and Coffee Shop	740	13.01	\$9.66	\$20,098	2.94	\$8.22	\$8.54	\$9.08	\$10.57	\$12.50	\$17,091	\$17,767	\$18,894	\$21,993	\$25,992
35-9099	Food Preparation and Serving Related Workers, All Other	40	18.6	\$9.44	\$19,642	7.94	\$8.22	\$8.55	\$9.09	\$10.52	\$11.42	\$17,094	\$17,775	\$18,910	\$21,883	\$23,752
37-0000	Building and Grounds Cleaning and Maintenance Occupations	4470	5.67	\$12.41	\$25,806	2.05	\$8.68	\$9.68	\$11.16	\$13.83	\$17.86	\$18,053	\$20,139	\$23,212	\$28,773	\$37,146
37-1011	First-Line Supervisors of Housekeeping and Janitorial Workers	140	10.77	\$18.69	\$38,874	5.76	\$11.37	\$13.06	\$16.01	\$24.18	\$29.28	\$23,647	\$27,170	\$33,296	\$50,303	\$60,895

Data unavailable

Occupational Code	Occupational Title	Employment Estimate	Employment Percentage Relative Standard Error	Average Hourly Wage	Average Annual Wage	Wage Percentage Relative Standard Error	10th Percentile (Hourly)	25th Percentile (Hourly)	50th Percentile (Hourly)	75th Percentile (Hourly)	90th Percentile (Hourly)	10th Percentile (Annual)	25th Percentile (Annual)	50th Percentile (Annual)	75th Percentile (Annual)	90th Percentile (Annual)
37-1012	First-Line Supervisors of Landscaping, Lawn Service, and Groundsk	150	39.83	\$21.92	\$45,604	10.13	\$13.53	\$15.73	\$18.71	\$28.16	\$33.41	\$28,134	\$32,708	\$38,909	\$58,569	\$69,496
37-2011	Janitors and Cleaners, Except Maids and Housekeeping Cleaners	1830	11.51	\$11.75	\$24,445	1.98	\$8.83	\$9.84	\$11.07	\$13.17	\$15.85	\$18,361	\$20,462	\$23,016	\$27,396	\$32,974
37-2012	Maids and Housekeeping Cleaners	930	27.11	\$9.96	\$20,712	2.44	\$8.30	\$8.75	\$9.66	\$10.95	\$11.71	\$17,268	\$18,209	\$20,102	\$22,768	\$24,367
37-2019	Building Cleaning Workers, All Other	#	#	\$12.07	\$25,110	9.47	\$9.36	\$9.95	\$10.93	\$13.20	\$17.14	\$19,462	\$20,691	\$22,739	\$27,449	\$35,643
37-3011	Landscaping and Groundskeeping Workers	1240	19.73	\$13.23	\$27,516	3.75	\$8.98	\$10.21	\$12.34	\$14.71	\$19.84	\$18,669	\$21,231	\$25,669	\$30,596	\$41,274
37-3012	Pesticide Handlers, Sprayers, and Applicators, Vegetation	#	#	\$11.12	\$23,125	9.48	\$9.57	\$9.97	\$10.63	\$11.29	\$11.69	\$19,906	\$20,731	\$22,108	\$23,484	\$24,311
39-0000	Personal Care and Service Occupations	3690	9.06	\$12.65	\$26,322	2.84	\$8.41	\$9.02	\$10.61	\$14.00	\$20.80	\$17,486	\$18,755	\$22,071	\$29,119	\$43,265
39-1021	First-Line Supervisors of Personal Service Workers	200	18.55	\$19.01	\$39,536	4.78	\$11.60	\$15.01	\$17.46	\$21.99	\$28.89	\$24,135	\$31,217	\$36,324	\$45,732	\$60,100
39-2021	Nonfarm Animal Caretakers	190	40.45	\$10.64	\$22,137	4.47	\$8.25	\$8.62	\$9.24	\$11.48	\$14.87	\$17,158	\$17,934	\$19,228	\$23,884	\$30,928
39-3031	Ushers, Lobby Attendants, and Ticket Takers	250	37.22	\$9.92	\$20,629	2.92	\$8.24	\$8.59	\$9.19	\$11.16	\$13.24	\$17,135	\$17,878	\$19,115	\$23,219	\$27,531
39-3091	Amusement and Recreation Attendants	250	26.15	\$9.99	\$20,769	3.56	\$8.21	\$8.53	\$9.05	\$10.60	\$13.89	\$17,077	\$17,732	\$18,825	\$22,046	\$28,883
39-4031	Morticians, Undertakers, and Funeral Directors	20	8.41	\$24.31	\$50,568	16.26	\$12.79	\$14.41	\$26.25	\$30.11	\$34.37	\$26,611	\$29,970	\$54,604	\$62,624	\$71,500
39-5012	Hairdressers, Hairstylists, and Cosmetologists	470	14.33	\$12.64	\$26,302	7.04	\$8.34	\$8.86	\$10.29	\$14.58	\$20.69	\$17,354	\$18,424	\$21,408	\$30,324	\$43,045
39-5094	Skincare Specialists	60	30.87	\$17.70	\$36,817	8.54	\$12.13	\$12.95	\$14.31	\$24.32	\$27.20	\$25,236	\$26,933	\$29,762	\$50,587	\$56,583
39-6011	Baggage Porters and Bellhops	20	11.77	\$9.70	\$20,173	3.04	\$8.26	\$8.65	\$9.40	\$10.82	\$11.63	\$17,179	\$17,988	\$19,552	\$22,515	\$24,184
39-7011	Tour Guides and Escorts	30	30.41	\$12.29	\$25,553	5.16	\$9.77	\$10.45	\$11.58	\$14.54	\$14.59	\$20,314	\$21,730	\$24,088	\$30,239	\$30,343
39-9011	Childcare Workers	500	26.48	\$10.64	\$22,136	6.02	\$8.33	\$8.83	\$9.91	\$11.41	\$15.37	\$17,332	\$18,371	\$20,606	\$23,732	\$31,970
39-9021	Personal Care Aides	830	29.46	\$10.28	\$21,392	2.95	\$8.44	\$9.09	\$10.14	\$11.12	\$11.71	\$17,546	\$18,905	\$21,099	\$23,129	\$24,356
39-9031	Fitness Trainers and Aerobics Instructors	350	9.65	\$18.20	\$37,864	8.21	\$8.87	\$11.99	\$15.92	\$24.43	\$28.68	\$18,449	\$24,931	\$33,115	\$50,814	\$59,647
39-9032	Recreation Workers	260	7.19	\$15.31	\$31,846	6.01	\$8.92	\$10.21	\$12.72	\$19.74	\$26.47	\$18,555	\$21,241	\$26,453	\$41,052	\$55,061
39-9041	Residential Advisors	30	34.31	\$11.07	\$23,019	11.34	\$8.33	\$8.81	\$10.79	\$13.19	\$14.48	\$17,317	\$18,332	\$22,440	\$27,426	\$30,114
39-9099	Personal Care and Service Workers, All Other	#	#	\$14.89	\$30,970	7.82	\$8.68	\$12.02	\$13.52	\$16.06	\$25.71	\$18,060	\$25,010	\$28,115	\$33,413	\$53,476
41-0000	Sales and Related Occupations	16450	2.95	\$17.32	\$36,034	2.29	\$8.48	\$9.20	\$12.02	\$18.66	\$33.40	\$17,642	\$19,145	\$25,000	\$38,811	\$69,477
41-1011	First-Line Supervisors of Retail Sales Workers	1250	6.19	\$20.77	\$43,203	4.1	\$12.52	\$14.60	\$17.57	\$22.51	\$30.11	\$26,038	\$30,358	\$36,540	\$46,811	\$62,633
41-1012	First-Line Supervisors of Non-Retail Sales Workers	240	9.55	\$37.87	\$78,765	5.02	\$16.57	\$23.57	\$33.33	\$50.35	\$62.61	\$34,455	\$49,023	\$69,322	\$104,724	\$130,237
41-2011	Cashiers	3330	7.28	\$10.10	\$21,014	1.41	\$8.24	\$8.61	\$9.22	\$11.04	\$13.76	\$17,146	\$17,906	\$19,172	\$22,959	\$28,617
41-2021	Counter and Rental Clerks	710	15.39	\$13.38	\$27,829	6.35	\$8.30	\$8.75	\$9.75	\$14.01	\$22.96	\$17,268	\$18,210	\$20,288	\$29,133	\$47,749
41-2022	Parts Salespersons	180	21.03	\$16.59	\$34,512	3.89	\$10.13	\$12.54	\$15.60	\$18.91	\$25.25	\$21,065	\$26,088	\$32,450	\$39,324	\$52,523
41-2031	Retail Salespersons	6240	4.64	\$12.50	\$26,001	2.35	\$8.38	\$8.96	\$10.42	\$13.32	\$18.53	\$17,440	\$18,639	\$21,669	\$27,707	\$38,537
41-3011	Advertising Sales Agents	130	21.12	\$23.19	\$48,239	11.83	\$15.23	\$16.37	\$18.26	\$23.77	\$42.60	\$31,682	\$34,045	\$37,977	\$49,433	\$88,611
41-3021	Insurance Sales Agents	480	11.14	\$22.79	\$47,403	9.14	\$14.72	\$16.89	\$20.61	\$27.53	\$36.05	\$30,620	\$35,125	\$42,860	\$57,261	\$74,984
41-3031	Securities, Commodities, and Financial Services Sales Agents	620	17.38	\$32.65	\$67,913	13.71	\$15.31	\$16.60	\$18.79	\$37.01	\$59.19	\$31,848	\$34,534	\$39,090	\$76,990	\$123,121
41-3041	Travel Agents	60	17.82	\$14.68	\$30,532	15.6	\$8.59	\$9.91	\$15.04	\$18.09	\$22.80	\$17,858	\$20,604	\$31,281	\$37,629	\$47,414
41-3099	Sales Representatives, Services, All Other	1010	15.06	\$30.17	\$62,748	5.16	\$12.42	\$15.15	\$25.14	\$35.10	\$56.30	\$25,843	\$31,518	\$52,283	\$72,999	\$117,105
41-4011	Sales Representatives, Wholesale and Manufacturing, Technical and Scientific Products	100	20.19	\$33.51	\$69,706	8.5	\$16.99	\$23.46	\$28.48	\$40.47	\$58.85	\$35,340	\$48,800	\$59,236	\$84,183	\$122,415
41-4012	Sales Representatives, Wholesale and Manufacturing, Except Technical and Scientific Products	1260	6.24	\$28.50	\$59,279	3.95	\$10.87	\$16.89	\$24.20	\$35.87	\$52.50	\$22,608	\$35,139	\$50,328	\$74,615	\$109,203
41-9021	Real Estate Brokers	120	19.92	\$30.37	\$63,161	15.23	\$15.73	\$17.26	\$32.36	\$40.54	\$46.20	\$32,717	\$35,910	\$67,319	\$84,326	\$96,097
41-9022	Real Estate Sales Agents	190	37.55	\$24.81	\$51,600	15.1	\$12.41	\$13.58	\$16.34	\$40.64	\$46.50	\$25,822	\$28,254	\$33,997	\$84,541	\$96,715
41-9031	Sales Engineers	130	39	\$50.44	\$104,920	4.08	\$28.82	\$37.53	\$50.44	\$60.26	\$71.25	\$59,950	\$78,071	\$104,919	\$125,348	\$148,190
41-9041	Telemarketers	#	#	\$13.66	\$28,416	16.44	\$8.29	\$8.72	\$9.45	\$11.76	\$31.14	\$17,243	\$18,147	\$19,654	\$24,458	\$64,769
41-9099	Sales and Related Workers, All Other	190	21.67	\$15.87	\$33,005	6.07	\$8.46	\$9.16	\$12.61	\$14.83	\$24.09	\$17,603	\$19,048	\$26,237	\$30,849	\$50,100
43-0000	Office and Administrative Support Occupations	21310	3.4	\$16.60	\$34,533	1.37	\$9.50	\$11.70	\$15.48	\$20.13	\$25.08	\$19,759	\$24,342	\$32,191	\$41,875	\$52,173
43-1011	First-Line Supervisors of Office and Administrative Support Workers	1030	5.97	\$26.35	\$54,800	2.24	\$15.40	\$19.68	\$24.58	\$30.45	\$40.48	\$32,040	\$40,945	\$51,130	\$63,340	\$84,188

Data unavailable

Occupational Code	Occupational Title	Employment Estimate	Employment Percentage Relative Standard Error	Average Hourly Wage	Average Annual Wage	Wage Percentage Relative Standard Error	10th Percentile (Hourly)	25th Percentile (Hourly)	50th Percentile (Hourly)	75th Percentile (Hourly)	90th Percentile (Hourly)	10th Percentile (Annual)	25th Percentile (Annual)	50th Percentile (Annual)	75th Percentile (Annual)	90th Percentile (Annual)
43-2011	Switchboard Operators, Including Answering Service	70	18.28	\$12.60	\$26,210	9.07	\$8.43	\$9.07	\$11.55	\$15.53	\$18.80	\$17,532	\$18,869	\$24,022	\$32,302	\$39,094
43-3011	Bill and Account Collectors	120	23.05	\$18.38	\$38,221	3.56	\$12.57	\$14.48	\$17.78	\$21.90	\$25.48	\$26,140	\$30,110	\$36,977	\$45,544	\$53,005
43-3021	Billing and Posting Clerks and Machine Operators	370	11.68	\$17.62	\$36,650	1.53	\$13.45	\$15.52	\$17.31	\$19.70	\$22.60	\$27,972	\$32,279	\$36,002	\$40,985	\$47,014
43-3031	Bookkeeping, Accounting, and Auditing Clerks	1570	6.2	\$17.74	\$36,898	1.98	\$9.72	\$13.89	\$17.34	\$21.18	\$25.57	\$20,208	\$28,888	\$36,061	\$44,063	\$53,194
43-3051	Payroll and Timekeeping Clerks	120	31.45	\$19.28	\$40,100	8.94	\$11.45	\$15.61	\$18.18	\$23.57	\$28.17	\$23,818	\$32,469	\$37,820	\$49,029	\$58,596
43-3061	Procurement Clerks	#	#	\$14.89	\$30,961	7.15	\$8.43	\$9.06	\$14.29	\$19.99	\$22.92	\$17,525	\$18,852	\$29,715	\$41,572	\$47,669
43-3071	Tellers	640	13.22	\$12.80	\$26,634	3.39	\$9.83	\$10.83	\$12.53	\$14.46	\$16.98	\$20,437	\$22,531	\$26,054	\$30,080	\$35,313
43-3099	Financial Clerks, All Other	90	14.64	\$17.40	\$36,199	3.02	\$12.66	\$14.52	\$16.71	\$18.99	\$22.63	\$26,338	\$30,192	\$34,760	\$39,493	\$47,061
43-4011	Brokerage Clerks	30	30.31	\$22.58	\$46,957	4.87	\$16.25	\$18.18	\$21.74	\$26.68	\$30.28	\$33,809	\$37,813	\$45,223	\$55,491	\$62,981
43-4031	Court, Municipal, and License Clerks	280	1.87	\$23.81	\$49,523	4.02	\$16.23	\$18.07	\$21.27	\$25.68	\$29.87	\$33,748	\$37,588	\$44,251	\$53,424	\$62,129
43-4041	Credit Authorizers, Checkers, and Clerks	30	13.74	\$17.13	\$35,636	4.76	\$12.80	\$13.97	\$16.63	\$20.54	\$22.68	\$26,625	\$29,053	\$34,585	\$42,726	\$47,185
43-4051	Customer Service Representatives	#	#	\$15.10	\$31,403	1.96	\$10.15	\$11.58	\$13.91	\$18.08	\$22.32	\$21,106	\$24,080	\$28,930	\$37,610	\$46,424
43-4061	Eligibility Interviewers, Government Programs	150	9.41	\$19.07	\$39,676	2.84	\$15.20	\$16.15	\$17.72	\$20.28	\$23.09	\$31,625	\$33,591	\$36,867	\$42,183	\$48,026
43-4071	File Clerks	160	32.05	\$13.99	\$29,096	6.91	\$9.03	\$10.28	\$12.36	\$16.43	\$22.69	\$18,778	\$21,383	\$25,704	\$34,174	\$47,192
43-4081	Hotel, Motel, and Resort Desk Clerks	320	25.25	\$10.10	\$21,001	4.32	\$8.36	\$8.89	\$9.98	\$11.16	\$11.91	\$17,383	\$18,497	\$20,758	\$23,204	\$24,778
43-4111	Interviewers, Except Eligibility and Loan	290	39.71	\$15.80	\$32,859	2.45	\$11.08	\$12.77	\$15.36	\$18.24	\$21.68	\$23,054	\$26,556	\$31,947	\$37,930	\$45,095
43-4121	Library Assistants, Clerical	130	0.14	\$10.14	\$21,100	2.88	\$8.23	\$8.57	\$9.15	\$10.67	\$15.60	\$17,117	\$17,834	\$19,027	\$22,194	\$32,448
43-4131	Loan Interviewers and Clerks	180	41.41	\$22.46	\$46,715	3.97	\$13.47	\$16.72	\$22.28	\$28.00	\$33.10	\$28,019	\$34,782	\$46,347	\$58,235	\$68,858
43-4151	Order Clerks	130	20.09	\$15.19	\$31,603	6.48	\$8.88	\$10.75	\$14.68	\$19.29	\$22.17	\$18,467	\$22,350	\$30,536	\$40,131	\$46,121
43-4161	Human Resources Assistants, Except Payroll and Timekeeping	140	8.63	\$18.50	\$38,477	2.16	\$12.32	\$15.30	\$18.24	\$22.11	\$25.52	\$25,618	\$31,822	\$37,940	\$45,979	\$53,082
43-4171	Receptionists and Information Clerks	1330	11.85	\$13.73	\$28,557	2.66	\$8.75	\$10.25	\$13.33	\$16.65	\$19.72	\$18,206	\$21,314	\$27,732	\$34,636	\$41,022
43-4181	Reservation and Transportation Ticket Agents and Travel Clerks	20	45.58	\$11.24	\$23,389	7	\$8.48	\$9.20	\$10.56	\$11.63	\$16.98	\$17,637	\$19,131	\$21,955	\$24,189	\$35,311
43-4199	Information and Record Clerks, All Other	550	6.36	\$20.64	\$42,941	4.01	\$13.28	\$14.63	\$17.81	\$22.24	\$28.57	\$27,613	\$30,436	\$37,041	\$46,259	\$59,421
43-5021	Couriers and Messengers	50	24.04	\$13.32	\$27,713	7.75	\$9.35	\$10.74	\$12.85	\$15.50	\$18.28	\$19,441	\$22,336	\$26,735	\$32,233	\$38,023
43-5031	Police, Fire, and Ambulance Dispatchers	80	0.07	\$23.53	\$48,943	2.16	\$19.24	\$20.87	\$23.73	\$26.93	\$28.82	\$40,025	\$43,405	\$49,355	\$56,011	\$59,949
43-5032	Dispatchers, Except Police, Fire, and Ambulance	130	15.21	\$15.39	\$32,011	4.33	\$9.57	\$10.98	\$14.66	\$19.22	\$22.23	\$19,896	\$22,843	\$30,487	\$39,968	\$46,235
43-5041	Meter Readers, Utilities	50	40.6	\$23.70	\$49,290	4.45	\$19.29	\$20.96	\$23.91	\$27.05	\$28.94	\$40,133	\$43,603	\$49,740	\$56,266	\$60,189
43-5051	Postal Service Clerks	50	0	\$24.53	\$51,022		\$14.11	\$26.72	\$26.73	\$27.29	\$27.77	\$29,349	\$55,578	\$55,589	\$56,767	\$57,766
43-5052	Postal Service Mail Carriers	260	0	\$25.41	\$52,852		\$19.93	\$24.62	\$27.50	\$27.51	\$28.14	\$41,456	\$51,204	\$57,202	\$57,216	\$58,533
43-5053	Postal Service Mail Sorters, Processors, and Processing Machine Operators	30	0	\$23.57	\$49,025		\$14.36	\$26.21	\$26.21	\$26.22	\$26.78	\$29,860	\$54,517	\$54,526	\$54,534	\$55,710
43-5061	Production, Planning, and Expediting Clerks	140	12.13	\$23.94	\$49,805	3.78	\$15.47	\$17.61	\$22.59	\$29.08	\$35.77	\$32,179	\$36,624	\$46,991	\$60,487	\$74,398
43-5071	Shipping, Receiving, and Traffic Clerks	660	10.43	\$13.49	\$28,055	2.81	\$9.08	\$10.55	\$12.85	\$15.22	\$19.37	\$18,896	\$21,942	\$26,733	\$31,656	\$40,296
43-5081	Stock Clerks and Order Fillers	2130	6.04	\$12.47	\$25,946	2.9	\$8.70	\$9.65	\$11.26	\$14.57	\$18.11	\$18,089	\$20,065	\$23,412	\$30,306	\$37,676
43-5111	Weighers, Measurers, Checkers, and Samplers, Recordkeeping	40	7.81	\$20.57	\$42,787	5.68	\$11.19	\$19.27	\$20.87	\$22.46	\$23.42	\$23,269	\$40,089	\$43,405	\$46,720	\$48,709
43-6011	Executive Secretaries and Executive Administrative Assistants	460	7.53	\$24.19	\$50,310	3.36	\$15.95	\$19.44	\$23.32	\$28.15	\$34.87	\$33,169	\$40,437	\$48,499	\$58,545	\$72,526
43-6012	Legal Secretaries	150	37.7	\$18.43	\$38,330	9.14	\$11.96	\$13.75	\$19.37	\$22.09	\$25.34	\$24,884	\$28,607	\$40,280	\$45,947	\$52,705
43-6013	Medical Secretaries	390	25.71	\$17.65	\$36,716	4.45	\$11.92	\$13.57	\$16.80	\$21.45	\$26.20	\$24,796	\$28,221	\$34,953	\$44,606	\$54,498
43-6014	Secretaries and Administrative Assistants, Except Legal, Medical,	3950	3.97	\$16.39	\$34,101	1.38	\$10.23	\$12.93	\$16.15	\$19.68	\$22.90	\$21,277	\$26,902	\$33,593	\$40,938	\$47,623
43-9011	Computer Operators	30	43.01	\$22.87	\$47,568	4.59	\$18.82	\$20.15	\$22.42	\$25.89	\$28.70	\$39,144	\$41,912	\$46,640	\$53,857	\$59,690
43-9021	Data Entry Keyers	210	22.84	\$15.32	\$31,856	4.51	\$10.52	\$12.59	\$14.91	\$17.70	\$21.07	\$21,875	\$26,187	\$31,004	\$36,818	\$43,835
43-9022	Word Processors and Typists	30	7.17	\$17.21	\$35,807	3.15	\$12.99	\$14.58	\$16.99	\$19.58	\$21.82	\$27,029	\$30,329	\$35,329	\$40,734	\$45,377
43-9031	Desktop Publishers	#	#	\$15.97	\$33,227	3.29	\$12.48	\$13.56	\$15.51	\$17.78	\$20.67	\$25,969	\$28,208	\$32,263	\$36,977	\$43,002
43-9051	Mail Clerks and Mail Machine Operators, Except Postal Service	#	#	\$12.38	\$25,745	3.52	\$8.63	\$9.51	\$12.66	\$14.19	\$15.89	\$17,948	\$19,790	\$26,342	\$29,516	\$33,043
43-9061	Office Clerks, General	1980	8.73	\$15.89	\$33,045	2.93	\$8.90	\$10.46	\$14.60	\$20.25	\$24.56	\$18,509	\$21,754	\$30,377	\$42,119	\$51,087
43-9071	Office Machine Operators, Except Computer	90	18.53	\$14.00	\$29,113	3.65	\$8.96	\$12.26	\$14.27	\$16.55	\$17.92	\$18,645	\$25,499	\$29,686	\$34,426	\$37,280

Data unavailable

Occupational Code	Occupational Title	Employment Estimate	Employment Percentage Relative Standard Error	Average Hourly Wage	Average Annual Wage	Wage Percentage Relative Standard Error	10th Percentile (Hourly)	25th Percentile (Hourly)	50th Percentile (Hourly)	75th Percentile (Hourly)	90th Percentile (Hourly)	10th Percentile (Annual)	25th Percentile (Annual)	50th Percentile (Annual)	75th Percentile (Annual)	90th Percentile (Annual)
43-9199	Office and Administrative Support Workers, All Other	60	16.68	\$16.84	\$35,021	7.43	\$9.27	\$11.35	\$14.59	\$21.38	\$26.44	\$19,283	\$23,605	\$30,344	\$44,468	\$54,997
45-0000	Farming, Fishing, and Forestry Occupations	180	18.57	\$12.66	\$26,330	3.81	\$8.55	\$9.39	\$11.40	\$15.02	\$18.37	\$17,776	\$19,527	\$23,703	\$31,241	\$38,202
45-2092	Farmworkers and Laborers, Crop, Nursery, and Greenhouse	50	29.99	\$14.12	\$29,368	4.04	\$9.46	\$11.32	\$13.78	\$16.56	\$18.70	\$19,673	\$23,538	\$28,670	\$34,441	\$38,905
45-2093	Farmworkers, Farm, Ranch, and Aquacultural Animals	80	9.52	\$11.98	\$24,919	4.22	\$8.60	\$9.61	\$11.10	\$13.84	\$17.04	\$17,892	\$19,992	\$23,084	\$28,793	\$35,447
47-0000	Construction and Extraction Occupations	7450	4.9	\$20.37	\$42,380	2.74	\$11.05	\$14.42	\$18.97	\$24.86	\$31.99	\$22,975	\$29,994	\$39,458	\$51,707	\$66,547
47-1011	First-Line Supervisors of Construction Trades and Extraction Work	520	17	\$31.92	\$66,395	3.38	\$20.95	\$24.98	\$31.95	\$37.15	\$43.45	\$43,570	\$51,959	\$66,448	\$77,273	\$90,381
47-2021	Brickmasons and Blockmasons	170	15.77	\$22.68	\$47,173	8.91	\$13.24	\$19.28	\$24.53	\$27.33	\$29.00	\$27,529	\$40,103	\$51,021	\$56,838	\$60,328
47-2031	Carpenters	670	20.12	\$19.23	\$39,993	5.02	\$12.13	\$14.78	\$17.20	\$22.16	\$28.99	\$25,229	\$30,745	\$35,782	\$46,090	\$60,294
47-2051	Cement Masons and Concrete Finishers	440	21.31	\$17.96	\$37,350	9.19	\$12.46	\$13.91	\$16.46	\$20.08	\$28.13	\$25,923	\$28,941	\$34,243	\$41,776	\$58,506
47-2061	Construction Laborers	1210	11.63	\$14.35	\$29,858	10.19	\$9.76	\$10.59	\$12.36	\$16.91	\$23.73	\$20,307	\$22,018	\$25,699	\$35,167	\$49,367
47-2071	Paving, Surfacing, and Tamping Equipment Operators	150	23.99	\$21.06	\$43,809	2.34	\$15.87	\$17.89	\$20.61	\$23.11	\$27.89	\$32,999	\$37,214	\$42,868	\$48,065	\$58,021
47-2073	Operating Engineers and Other Construction Equipment Operators	320	18.93	\$22.19	\$46,154	6.06	\$16.21	\$18.34	\$20.83	\$23.20	\$29.04	\$33,708	\$38,143	\$43,331	\$48,253	\$60,400
47-2081	Drywall and Ceiling Tile Installers	410	14.35	\$19.82	\$41,227	5.28	\$14.52	\$16.94	\$20.08	\$22.54	\$24.76	\$30,199	\$35,227	\$41,772	\$46,893	\$51,503
47-2111	Electricians	760	21.35	\$22.14	\$46,061	5.24	\$15.19	\$18.95	\$22.41	\$26.51	\$29.27	\$31,585	\$39,411	\$46,613	\$55,136	\$60,873
47-2121	Glaziers	#	#	\$19.66	\$40,899	8.6	\$11.42	\$15.87	\$18.56	\$23.31	\$28.80	\$23,750	\$33,013	\$38,596	\$48,492	\$59,911
47-2141	Painters, Construction and Maintenance	370	7.64	\$16.61	\$34,551	4.26	\$12.44	\$14.26	\$16.53	\$18.62	\$21.91	\$25,873	\$29,659	\$34,387	\$38,738	\$45,571
47-2151	Pipelayers	30	23.51	\$19.44	\$40,446	5.83	\$14.82	\$16.06	\$18.14	\$23.18	\$27.04	\$30,827	\$33,413	\$37,737	\$48,217	\$56,251
47-2152	Plumbers, Pipefitters, and Steamfitters	760	14.85	\$22.71	\$47,229	6.28	\$9.03	\$13.83	\$22.24	\$30.75	\$36.48	\$18,776	\$28,774	\$46,263	\$63,969	\$75,888
47-2181	Roofers	50	43.89	\$18.26	\$37,977	2.27	\$12.39	\$14.09	\$17.45	\$21.98	\$26.15	\$25,771	\$29,303	\$36,304	\$45,725	\$54,393
47-2211	Sheet Metal Workers	330	19.23	\$20.51	\$42,667	4.09	\$13.07	\$15.84	\$20.49	\$24.39	\$28.70	\$27,188	\$32,955	\$42,623	\$50,724	\$59,700
47-2221	Structural Iron and Steel Workers	140	37.96	\$22.14	\$46,049	2.58	\$16.47	\$18.85	\$21.50	\$25.18	\$29.08	\$34,255	\$39,205	\$44,713	\$52,377	\$60,484
47-3011	Helpers—Brickmasons, Blockmasons, Stonemasons, and Tile and Marble Setters	60	22.86	\$18.61	\$38,718	13.52	\$12.91	\$14.61	\$19.89	\$22.06	\$23.36	\$26,863	\$30,398	\$41,372	\$45,878	\$48,581
47-3012	Helpers—Carpenters	#	#	\$12.18	\$25,335	9.59	\$8.63	\$11.89	\$12.88	\$13.87	\$14.46	\$17,952	\$24,738	\$26,791	\$28,843	\$30,075
47-3015	Helpers—Pipelayers, Plumbers, Pipefitters, and Steamfitters	#	#	\$14.54	\$30,252	8.02	\$10.21	\$11.31	\$15.61	\$17.24	\$18.21	\$21,232	\$23,533	\$32,461	\$35,850	\$37,884
47-4011	Construction and Building Inspectors	#	#	\$32.59	\$67,797	8.04	\$18.81	\$27.24	\$32.95	\$40.10	\$45.38	\$39,133	\$56,662	\$68,527	\$83,418	\$94,396
47-4041	Hazardous Materials Removal Workers	#	#	\$16.90	\$35,150	5.34	\$12.96	\$14.66	\$16.50	\$18.32	\$21.99	\$26,950	\$30,500	\$34,325	\$38,097	\$45,735
47-4051	Highway Maintenance Workers	90	5.12	\$20.54	\$42,731	2.52	\$16.01	\$18.76	\$21.29	\$22.46	\$24.79	\$33,295	\$39,022	\$44,288	\$46,726	\$51,554
47-4071	Septic Tank Servicers and Sewer Pipe Cleaners	30	26.81	\$21.09	\$43,876	2.97	\$15.70	\$16.99	\$19.92	\$25.28	\$28.41	\$32,657	\$35,346	\$41,434	\$52,584	\$59,083
47-4099	Construction and Related Workers, All Other	#	#	\$13.53	\$28,133	6.02	\$12.07	\$12.56	\$13.36	\$14.17	\$14.66	\$25,112	\$26,120	\$27,799	\$29,479	\$30,486
47-5013	Service Unit Operators, Oil, Gas, and Mining	30	19.57	\$29.21	\$60,763	22.45	\$19.11	\$20.48	\$22.75	\$29.83	\$56.33	\$39,751	\$42,589	\$47,319	\$62,043	\$117,173
49-0000	Installation, Maintenance, and Repair Occupations	5210	4.49	\$22.30	\$46,390	2.13	\$11.01	\$15.01	\$21.03	\$28.19	\$35.64	\$22,906	\$31,211	\$43,748	\$58,640	\$74,122
49-1011	First-Line Supervisors of Mechanics, Installers, and Repairers	320	8.13	\$34.14	\$71,003	3.13	\$18.31	\$25.79	\$33.56	\$42.81	\$50.82	\$38,081	\$53,637	\$69,799	\$89,055	\$105,703
49-2011	Computer, Automated Teller, and Office Machine Repairers	70	31.24	\$23.92	\$49,748	6.07	\$17.40	\$20.04	\$23.13	\$28.04	\$30.59	\$36,185	\$41,677	\$48,109	\$58,323	\$63,635
49-2022	Telecommunications Equipment Installers and Repairers, Except Line Installers	200	48.21	\$28.87	\$60,047	6.03	\$12.83	\$25.48	\$31.34	\$34.92	\$37.07	\$26,680	\$52,988	\$65,186	\$72,642	\$77,116
49-2092	Electric Motor, Power Tool, and Related Repairers	#	#	\$18.09	\$37,617	17.14	\$12.41	\$13.40	\$16.09	\$23.00	\$27.45	\$25,815	\$27,878	\$33,466	\$47,849	\$57,092
49-2094	Electrical and Electronics Repairers, Commercial and Industrial Equipment	150	21.87	\$31.45	\$65,412	5.91	\$20.24	\$23.92	\$29.25	\$40.83	\$44.14	\$42,094	\$49,760	\$60,843	\$84,930	\$91,806
49-3021	Automotive Body and Related Repairers	170	25.33	\$25.54	\$53,133	2.56	\$15.12	\$19.57	\$26.00	\$30.77	\$36.58	\$31,448	\$40,696	\$54,082	\$63,995	\$76,077
49-3022	Automotive Glass Installers and Repairers	#	#	\$18.46	\$38,403	4.35	\$10.79	\$13.15	\$18.28	\$23.56	\$27.52	\$22,443	\$27,343	\$38,017	\$49,002	\$57,246
49-3023	Automotive Service Technicians and Mechanics	710	6.91	\$20.72	\$43,093	3.62	\$10.63	\$14.32	\$19.19	\$26.33	\$33.28	\$22,112	\$29,779	\$39,905	\$54,760	\$69,226
49-3031	Bus and Truck Mechanics and Diesel Engine Specialists	110	24.86	\$22.31	\$46,411	3.83	\$13.66	\$17.92	\$21.65	\$27.28	\$32.87	\$28,408	\$37,274	\$45,023	\$56,742	\$68,370

Data unavailable

Occupational Code	Occupational Title	Employment Estimate	Employment Percentage Relative Standard Error	Average Hourly Wage	Average Annual Wage	Wage Percentage Relative Standard Error	10th Percentile (Hourly)	25th Percentile (Hourly)	50th Percentile (Hourly)	75th Percentile (Hourly)	90th Percentile (Hourly)	10th Percentile (Annual)	25th Percentile (Annual)	50th Percentile (Annual)	75th Percentile (Annual)	90th Percentile (Annual)
49-3042	Mobile Heavy Equipment Mechanics, Except Engines	100	26.25	\$23.60	\$49,093	5.21	\$15.70	\$18.89	\$22.25	\$27.65	\$34.46	\$32,647	\$39,299	\$46,290	\$57,505	\$71,682
49-3093	Tire Repairers and Changers	100	23.63	\$12.28	\$25,551	19.42	\$8.33	\$8.84	\$10.19	\$13.35	\$24.00	\$17,336	\$18,381	\$21,194	\$27,762	\$49,917
49-9012	Control and Valve Installers and Repairers, Except Mechanical Door	50	23.76	\$26.63	\$55,386	8.23	\$14.04	\$17.85	\$25.79	\$35.06	\$42.77	\$29,195	\$37,138	\$53,651	\$72,920	\$88,963
49-9021	Heating, Air Conditioning, and Refrigeration Mechanics and Installers	350	29.59	\$24.07	\$50,068	4.25	\$16.87	\$19.77	\$22.69	\$29.31	\$34.55	\$35,084	\$41,123	\$47,198	\$60,958	\$71,857
49-9031	Home Appliance Repairers	40	30.35	\$16.48	\$34,279	6.66	\$10.30	\$11.54	\$15.61	\$18.84	\$25.47	\$21,427	\$24,004	\$32,462	\$39,177	\$52,979
49-9041	Industrial Machinery Mechanics	450	7.78	\$26.30	\$54,713	3.41	\$17.71	\$22.67	\$26.54	\$29.58	\$35.41	\$36,839	\$47,162	\$55,208	\$61,533	\$73,644
49-9043	Maintenance Workers, Machinery	20	45.72	\$23.53	\$48,946	4.16	\$19.68	\$21.16	\$23.55	\$26.35	\$28.17	\$40,931	\$44,003	\$48,977	\$54,799	\$58,590
49-9044	Millwrights	20	13.81	#	#	#	#	#	#	#	#	#	#	#	#	#
49-9051	Electrical Power-Line Installers and Repairers	110	18.66	\$33.31	\$69,288	4.24	\$21.65	\$28.00	\$34.35	\$39.06	\$44.47	\$45,034	\$58,243	\$71,439	\$81,245	\$92,487
49-9062	Medical Equipment Repairers	50	40.32	\$23.64	\$49,168	6.89	\$13.00	\$17.73	\$22.49	\$28.00	\$34.11	\$27,041	\$36,874	\$46,781	\$58,244	\$70,952
49-9069	Precision Instrument and Equipment Repairers, All Other	#	#	\$21.21	\$44,123	26.09	\$15.41	\$16.12	\$17.32	\$18.51	\$41.23	\$32,043	\$33,534	\$36,020	\$38,505	\$85,768
49-9071	Maintenance and Repair Workers, General	1220	7.57	\$17.29	\$35,958	3.21	\$9.85	\$11.82	\$16.27	\$21.72	\$26.99	\$20,488	\$24,583	\$33,838	\$45,174	\$56,134
49-9094	Locksmiths and Safe Repairers	30	42.66	\$14.21	\$29,549	17.48	\$8.45	\$9.12	\$13.89	\$18.79	\$21.94	\$17,568	\$18,959	\$28,895	\$39,078	\$45,635
49-9098	Helpers--Installation, Maintenance, and Repair Workers	30	22.77	\$10.32	\$21,471	5.9	\$8.26	\$8.65	\$9.30	\$11.65	\$14.18	\$17,180	\$17,990	\$19,340	\$24,223	\$29,494
49-9099	Installation, Maintenance, and Repair Workers, All Other	220	19.84	\$16.01	\$33,295	6.41	\$10.20	\$12.24	\$14.33	\$19.53	\$23.57	\$21,210	\$25,460	\$29,810	\$40,622	\$49,032
51-0000	Production Occupations	6750	5.89	\$18.25	\$37,957	2.6	\$9.54	\$12.30	\$16.45	\$22.63	\$28.65	\$19,839	\$25,582	\$34,211	\$47,063	\$59,600
51-1011	First-Line Supervisors of Production and Operating Workers	380	10.12	\$31.29	\$65,077	2.28	\$19.49	\$23.30	\$29.67	\$36.99	\$48.75	\$40,539	\$48,457	\$61,707	\$76,941	\$101,407
51-2022	Electrical and Electronic Equipment Assemblers	320	25.48	\$16.98	\$35,328	3.08	\$12.59	\$14.06	\$16.52	\$19.19	\$22.63	\$26,196	\$29,244	\$34,366	\$39,913	\$47,069
51-2041	Structural Metal Fabricators and Fitters	80	37	\$20.21	\$42,042	4.62	\$13.83	\$16.98	\$20.47	\$23.12	\$26.92	\$28,763	\$35,324	\$42,568	\$48,100	\$55,985
51-2092	Team Assemblers	330	18.37	\$14.15	\$29,437	3.28	\$8.95	\$10.69	\$14.11	\$17.05	\$18.71	\$18,623	\$22,233	\$29,339	\$35,458	\$38,907
51-2099	Assemblers and Fabricators, All Other	120	19.65	\$14.34	\$29,827	4.07	\$9.49	\$11.19	\$13.56	\$16.69	\$20.23	\$19,748	\$23,275	\$28,204	\$34,708	\$42,085
51-3011	Bakers	#	#	\$11.59	\$24,097	4.91	\$8.66	\$9.67	\$11.15	\$13.27	\$14.85	\$18,008	\$20,111	\$23,185	\$27,601	\$30,892
51-3021	Butchers and Meat Cutters	110	37.75	\$15.13	\$31,473	7.8	\$9.86	\$11.04	\$15.36	\$17.77	\$21.96	\$20,516	\$22,970	\$31,956	\$36,963	\$45,674
51-3099	Food Processing Workers, All Other	30	23.51	\$13.83	\$28,770	3.37	\$10.00	\$11.25	\$13.55	\$16.46	\$18.29	\$20,809	\$23,403	\$28,189	\$34,234	\$38,039
51-4011	Computer-Controlled Machine Tool Operators, Metal and Plastic	230	30.7	\$19.45	\$40,457	5.23	\$11.25	\$15.66	\$19.71	\$23.44	\$27.38	\$23,408	\$32,576	\$41,001	\$48,761	\$56,941
51-4012	Computer Numerically Controlled Machine Tool Programmers, Metal a	10	31.73	\$26.70	\$55,545	3.89	\$20.75	\$23.59	\$26.57	\$29.56	\$34.19	\$43,160	\$49,072	\$55,256	\$61,476	\$71,107
51-4041	Machinists	340	10.96	\$21.46	\$44,632	3.01	\$15.40	\$18.04	\$21.60	\$25.40	\$28.23	\$32,031	\$37,520	\$44,937	\$52,834	\$58,721
51-4061	Model Makers, Metal and Plastic	10	10.29	\$22.12	\$46,013	7.86	\$12.37	\$15.89	\$20.34	\$29.20	\$34.12	\$25,721	\$33,044	\$42,305	\$60,730	\$70,963
51-4072	Molding, Coremaking, and Casting Machine Setters, Operators, and Tenders, Metal and Plastic	70	35.61	\$16.86	\$35,069	5.3	\$10.86	\$12.87	\$15.68	\$18.87	\$26.12	\$22,595	\$26,766	\$32,610	\$39,252	\$54,335
51-4081	Multiple Machine Tool Setters, Operators, and Tenders, Metal and Plastic	20	19.15	\$14.14	\$29,421	2.74	\$11.43	\$12.54	\$13.88	\$15.66	\$17.79	\$23,780	\$26,080	\$28,865	\$32,573	\$36,995
51-4121	Welders, Cutters, Solderers, and Brazers	290	22.15	\$22.03	\$45,821	3.54	\$15.12	\$17.02	\$20.35	\$25.09	\$33.25	\$31,448	\$35,393	\$42,333	\$52,181	\$69,154
51-5111	Prepress Technicians and Workers	40	38.98	\$18.75	\$39,002	5.25	\$14.88	\$16.21	\$18.08	\$21.05	\$24.74	\$30,941	\$33,715	\$37,614	\$43,790	\$51,460
51-5112	Printing Press Operators	130	21.49	\$19.38	\$40,317	5.38	\$10.81	\$14.11	\$18.66	\$24.50	\$28.69	\$22,482	\$29,339	\$38,804	\$50,955	\$59,666
51-5113	Print Binding and Finishing Workers	70	35.29	\$13.54	\$28,155	9.14	\$8.45	\$9.14	\$11.71	\$17.67	\$21.35	\$17,586	\$19,004	\$24,355	\$36,759	\$44,414
51-6011	Laundry and Dry-Cleaning Workers	#	#	\$9.40	\$19,551	3.08	\$8.20	\$8.49	\$8.98	\$10.02	\$11.58	\$17,048	\$17,659	\$18,679	\$20,839	\$24,080
51-6031	Sewing Machine Operators	60	24.08	\$16.19	\$33,682	12.19	\$10.89	\$12.39	\$13.85	\$20.21	\$23.26	\$22,651	\$25,767	\$28,818	\$42,041	\$48,375
51-7011	Cabinetmakers and Bench Carpenters	350	16.64	\$14.70	\$30,568	6.75	\$9.91	\$11.05	\$13.41	\$16.94	\$21.30	\$20,603	\$22,987	\$27,883	\$35,238	\$44,295
51-7021	Furniture Finishers	#	#	\$16.65	\$34,626	12.44	\$11.00	\$13.77	\$16.94	\$19.83	\$22.10	\$22,881	\$28,647	\$35,233	\$41,251	\$45,968
51-7042	Woodworking Machine Setters, Operators, and Tenders, Except Sawing	#	#	\$10.99	\$22,859	6.46	\$9.63	\$10.04	\$10.73	\$11.41	\$11.82	\$20,040	\$20,893	\$22,315	\$23,736	\$24,589
51-8021	Stationary Engineers and Boiler Operators	40	36.37	\$27.27	\$56,717	3.02	\$21.79	\$24.59	\$26.69	\$28.79	\$30.21	\$45,329	\$51,157	\$55,523	\$59,888	\$62,843
51-8031	Water and Wastewater Treatment Plant and System Operators	200	5.39	\$26.69	\$55,511	1.7	\$19.10	\$22.22	\$26.67	\$31.32	\$35.65	\$39,734	\$46,216	\$55,479	\$65,156	\$74,144
51-8099	Plant and System Operators, All Other	10	21.34	\$22.00	\$45,767	5.65	\$10.97	\$13.80	\$24.52	\$28.25	\$29.30	\$22,825	\$28,703	\$50,993	\$58,769	\$60,938

Data unavailable

Occupational Code	Occupational Title	Employment Estimate	Employment Percentage Relative Standard Error	Average Hourly Wage	Average Annual Wage	Wage Percentage Relative Standard Error	10th Percentile (Hourly)	25th Percentile (Hourly)	50th Percentile (Hourly)	75th Percentile (Hourly)	90th Percentile (Hourly)	10th Percentile (Annual)	25th Percentile (Annual)	50th Percentile (Annual)	75th Percentile (Annual)	90th Percentile (Annual)
51-9012	Separating, Filtering, Clarifying, Precipitating, and Still Machine Setters, Operators, and Tenders	150	13.7	\$23.29	\$48,444	6.96	\$13.54	\$18.04	\$25.15	\$28.13	\$29.95	\$28,164	\$37,528	\$52,314	\$58,512	\$62,291
51-9022	Grinding and Polishing Workers, Hand	#	#	\$13.10	\$27,250	4.36	\$10.09	\$10.92	\$12.49	\$14.76	\$17.53	\$20,978	\$22,721	\$25,977	\$30,710	\$36,470
51-9023	Mixing and Blending Machine Setters, Operators, and Tenders	100	39.47	\$16.28	\$33,866	6.21	\$12.44	\$13.53	\$15.91	\$18.15	\$21.21	\$25,871	\$28,139	\$33,095	\$37,757	\$44,112
51-9032	Cutting and Slicing Machine Setters, Operators, and Tenders	#	#	\$15.26	\$31,738	5.78	\$11.94	\$12.92	\$14.61	\$17.52	\$20.16	\$24,835	\$26,882	\$30,385	\$36,434	\$41,932
51-9051	Furnace, Kiln, Oven, Drier, and Kettle Operators and Tenders	50	9.28	\$14.23	\$29,599	3.26	\$10.96	\$12.47	\$14.12	\$16.34	\$17.90	\$22,788	\$25,934	\$29,368	\$33,990	\$37,236
51-9061	Inspectors, Testers, Sorters, Samplers, and Weighers	250	8.81	\$18.20	\$37,857	9.07	\$8.80	\$12.41	\$17.73	\$23.44	\$27.91	\$18,303	\$25,817	\$36,887	\$48,759	\$58,055
51-9071	Jewelers and Precious Stone and Metal Workers	30	29.8	\$15.44	\$32,123	19.08	\$8.42	\$9.05	\$13.06	\$19.55	\$24.99	\$17,513	\$18,822	\$27,166	\$40,665	\$51,980
51-9081	Dental Laboratory Technicians	70	37.11	\$21.28	\$44,252	15.11	\$12.91	\$14.51	\$20.67	\$26.74	\$32.49	\$26,849	\$30,180	\$43,003	\$55,627	\$67,582
51-9111	Packaging and Filling Machine Operators and Tenders	540	4.83	\$20.13	\$41,880	10.02	\$10.80	\$13.31	\$20.60	\$27.01	\$28.94	\$22,464	\$27,684	\$42,843	\$56,175	\$60,201
51-9121	Coating, Painting, and Spraying Machine Setters, Operators, and Tenders	50	47.3	\$14.67	\$30,522	4.93	\$11.84	\$12.66	\$14.01	\$16.34	\$18.96	\$24,636	\$26,333	\$29,145	\$33,993	\$39,444
51-9122	Painters, Transportation Equipment	40	26.88	\$27.05	\$56,273	14.69	\$11.15	\$15.90	\$23.37	\$35.00	\$52.17	\$23,184	\$33,076	\$48,604	\$72,800	\$108,521
51-9151	Photographic Process Workers and Processing Machine Operators	20	32.62	\$13.95	\$29,021	14.23	\$8.46	\$9.15	\$13.29	\$18.33	\$21.71	\$17,595	\$19,027	\$27,638	\$38,134	\$45,150
51-9195	Molders, Shapers, and Casters, Except Metal and Plastic	60	38.89	\$13.55	\$28,180	8.38	\$9.28	\$12.29	\$13.30	\$14.30	\$19.24	\$19,297	\$25,572	\$27,658	\$29,744	\$40,024
51-9198	Helpers--Production Workers	290	23.38	\$11.29	\$23,491	10.13	\$8.25	\$8.63	\$9.31	\$12.36	\$17.77	\$17,165	\$17,952	\$19,370	\$25,708	\$36,966
51-9199	Production Workers, All Other	210	6.43	\$15.59	\$32,431	3.32	\$11.60	\$14.24	\$16.06	\$17.59	\$18.50	\$24,130	\$29,612	\$33,409	\$36,578	\$38,479
53-0000	Transportation and Material Moving Occupations	5440	4.4	\$15.24	\$31,705	2.67	\$8.79	\$10.25	\$13.54	\$18.70	\$22.78	\$18,291	\$21,316	\$28,158	\$38,904	\$47,381
53-1021	First-Line Supervisors of Helpers, Laborers, and Material Movers	130	15.52	\$21.62	\$44,969	7.25	\$8.87	\$16.05	\$21.64	\$28.28	\$33.78	\$18,443	\$33,388	\$45,021	\$58,824	\$70,271
53-1031	First-Line Supervisors of Transportation and Material-Moving Mach	90	17.2	\$30.34	\$63,104	3.77	\$16.18	\$23.23	\$28.00	\$36.66	\$48.86	\$33,649	\$48,311	\$58,243	\$76,263	\$101,638
53-3021	Bus Drivers, Transit and Intercity	130	16.71	\$15.88	\$33,029	5.85	\$8.60	\$9.50	\$16.71	\$21.01	\$23.11	\$17,889	\$19,767	\$34,767	\$43,697	\$48,071
53-3022	Bus Drivers, School or Special Client	280	2.64	\$15.23	\$31,669	2.3	\$12.18	\$13.25	\$15.11	\$17.30	\$18.63	\$25,329	\$27,553	\$31,435	\$35,993	\$38,742
53-3031	Driver/Sales Workers	200	44.9	\$14.79	\$30,772	16.81	\$8.60	\$9.50	\$11.00	\$19.24	\$30.62	\$17,891	\$19,762	\$22,883	\$40,020	\$63,685
53-3032	Heavy and Tractor-Trailer Truck Drivers	870	9.31	\$16.92	\$35,202	6.23	\$9.77	\$11.79	\$16.85	\$21.22	\$23.28	\$20,313	\$24,524	\$35,056	\$44,138	\$48,420
53-3033	Light Truck or Delivery Services Drivers	740	12.64	\$17.08	\$35,518	7.32	\$9.53	\$11.85	\$15.38	\$20.21	\$30.37	\$19,823	\$24,656	\$31,993	\$42,046	\$63,175
53-3041	Taxi Drivers and Chauffeurs	110	18.9	\$10.10	\$20,999	5.47	\$8.28	\$8.70	\$9.39	\$11.23	\$13.37	\$17,221	\$18,092	\$19,523	\$23,348	\$27,811
53-3099	Motor Vehicle Operators, All Other	80	31.77	\$13.93	\$28,975	5.3	\$9.93	\$10.66	\$12.94	\$16.76	\$18.49	\$20,644	\$22,170	\$26,916	\$34,867	\$38,461
53-6021	Parking Lot Attendants	40	24.71	\$9.23	\$19,200	4.11	\$8.17	\$8.44	\$8.87	\$9.33	\$11.57	\$17,003	\$17,548	\$18,457	\$19,408	\$24,071
53-7032	Excavating and Loading Machine and Dragline Operators	40	36.5	\$23.26	\$48,378	15.27	\$14.91	\$15.95	\$17.67	\$21.09	\$52.53	\$31,021	\$33,170	\$36,744	\$43,868	\$109,257
53-7051	Industrial Truck and Tractor Operators	200	13.75	\$14.49	\$30,132	4.47	\$9.09	\$10.97	\$13.93	\$17.86	\$21.10	\$18,908	\$22,809	\$28,983	\$37,145	\$43,898
53-7061	Cleaners of Vehicles and Equipment	300	23.06	\$10.79	\$22,444	3.57	\$8.48	\$9.21	\$10.47	\$11.73	\$13.70	\$17,646	\$19,155	\$21,773	\$24,388	\$28,489
53-7062	Laborers and Freight, Stock, and Material Movers, Hand	1580	10.88	\$12.97	\$26,976	3.82	\$8.65	\$9.82	\$12.14	\$14.88	\$19.34	\$17,994	\$20,416	\$25,242	\$30,944	\$40,230
53-7064	Packers and Packagers, Hand	220	28.08	\$9.53	\$19,829	2.77	\$8.21	\$8.52	\$9.05	\$9.65	\$11.77	\$17,076	\$17,730	\$18,820	\$20,066	\$24,478

Data unavailable

Occupational Code	Occupational Title	Employment Estimate	Employment Percentage Relative Standard Error	Average Hourly Wage	Average Annual Wage	Wage Percentage Relative Standard Error	10th Percentile (Hourly)	25th Percentile (Hourly)	50th Percentile (Hourly)	75th Percentile (Hourly)	90th Percentile (Hourly)	10th Percentile (Annual)	25th Percentile (Annual)	50th Percentile (Annual)	75th Percentile (Annual)	90th Percentile (Annual)
00-0000	Total all occupations	59190	2	\$20.26	\$42,140	2.12	\$8.89	\$10.96	\$16.15	\$24.38	\$36.01	\$18,487	\$22,799	\$33,597	\$50,715	\$74,909
11-0000	Management Occupations	1960	4.75	\$44.53	\$92,613	2.44	\$21.00	\$28.02	\$39.20	\$52.79	\$74.09	\$43,678	\$58,271	\$81,536	\$109,811	\$154,100
11-1011	Chief Executives	10	12.79	\$55.80	\$116,064	12.48	\$21.42	\$37.36	\$53.15	\$66.88	\$87.53	\$44,549	\$77,714	\$110,547	\$139,117	\$182,064
11-1021	General and Operations Managers	870	6.4	\$45.66	\$94,975	4.13	\$20.29	\$25.26	\$36.57	\$51.99	\$89.02	\$42,205	\$52,537	\$76,072	\$108,148	\$185,153
11-2021	Marketing Managers	20	17.69	\$52.91	\$110,062	6.68	\$33.62	\$38.36	\$52.91	\$61.57	\$74.94	\$69,938	\$79,789	\$110,059	\$128,061	\$155,883
11-2022	Sales Managers	#	#	\$51.06	\$106,198	5.72	\$26.15	\$31.69	\$45.06	\$67.98	\$87.27	\$54,398	\$65,906	\$93,732	\$141,396	\$181,528
11-3011	Administrative Services Managers	40	9.32	\$36.64	\$76,219	6.47	\$19.47	\$23.22	\$37.98	\$45.37	\$57.25	\$40,499	\$48,292	\$78,992	\$94,370	\$119,088
11-3021	Computer and Information Systems Managers	30	12.56	\$49.50	\$102,969	9.98	\$27.72	\$38.14	\$44.31	\$57.98	\$73.34	\$57,651	\$79,334	\$92,173	\$120,590	\$152,547
11-3031	Financial Managers	60	10.32	\$54.86	\$114,101	7.11	\$23.52	\$39.66	\$48.37	\$62.51	\$91.94	\$48,919	\$82,495	\$100,601	\$130,028	\$191,236
11-3051	Industrial Production Managers	20	17.23	\$38.61	\$80,315	5.99	\$25.41	\$28.18	\$38.40	\$46.26	\$55.67	\$52,860	\$58,610	\$79,863	\$96,221	\$115,800
11-3071	Transportation, Storage, and Distribution Managers	30	16.97	\$44.89	\$93,380	5.24	\$31.61	\$33.71	\$41.89	\$48.69	\$60.28	\$65,754	\$70,111	\$87,123	\$101,272	\$125,390
11-3121	Human Resources Managers	10	19.01	\$50.76	\$105,590	6.32	\$34.88	\$39.99	\$47.04	\$64.37	\$72.81	\$72,544	\$83,176	\$97,839	\$133,886	\$151,443
11-9021	Construction Managers	90	30.23	\$32.98	\$68,591	7.88	\$16.95	\$20.53	\$28.01	\$41.24	\$61.22	\$35,251	\$42,712	\$58,251	\$85,770	\$127,334
11-9032	Education Administrators, Elementary and Secondary School	100	1.23	#	\$79,249	3.59	#	#	#	#	#	\$56,773	\$68,676	\$80,301	\$93,093	\$100,903
11-9041	Architectural and Engineering Managers	20	28.01	\$64.45	\$134,058	21.57	\$33.02	\$37.48	\$50.66	\$70.89	\$91.81	\$68,674	\$77,967	\$105,373	\$147,460	\$190,966
11-9051	Food Service Managers	60	17.06	\$25.62	\$53,292	4.81	\$16.22	\$18.22	\$25.86	\$29.54	\$35.63	\$33,745	\$37,895	\$53,780	\$61,443	\$74,110
11-9111	Medical and Health Services Managers	200	10.39	\$51.00	\$106,085	5.36	\$29.67	\$39.34	\$48.10	\$56.88	\$71.60	\$61,704	\$81,828	\$100,053	\$118,302	\$148,926
11-9151	Social and Community Service Managers	40	23.5	\$33.31	\$69,280	3.68	\$17.67	\$30.13	\$34.14	\$37.88	\$48.14	\$36,747	\$62,665	\$71,004	\$78,797	\$100,132
11-9199	Managers, All Other	170	11.06	\$43.15	\$89,752	2.61	\$24.78	\$32.43	\$44.59	\$54.71	\$61.14	\$51,548	\$67,459	\$92,749	\$113,787	\$127,167
13-0000	Business and Financial Operations Occupations	2260	6.67	\$29.80	\$61,988	2.34	\$15.05	\$20.09	\$26.69	\$36.13	\$47.43	\$31,297	\$41,787	\$55,517	\$75,159	\$98,649
13-1022	Wholesale and Retail Buyers, Except Farm Products	30	44.67	\$21.39	\$44,485	4.31	\$13.56	\$16.29	\$21.51	\$25.34	\$28.75	\$28,198	\$33,882	\$44,733	\$52,710	\$59,797
13-1023	Purchasing Agents, Except Wholesale, Retail, and Farm Products	80	14.57	\$23.32	\$48,514	3.83	\$15.21	\$18.18	\$21.87	\$27.44	\$33.86	\$31,628	\$37,811	\$45,488	\$57,067	\$70,435
13-1041	Compliance Officers, Except Agriculture, Construction, Health and Safety, and Transportation	#	#	\$37.25	\$77,477	6.52	\$20.21	\$25.29	\$31.53	\$42.32	\$62.46	\$42,034	\$52,606	\$65,572	\$88,032	\$129,908
13-1051	Cost Estimators	140	20.29	\$28.09	\$58,421	4.75	\$19.29	\$22.85	\$27.45	\$34.28	\$39.90	\$40,122	\$47,533	\$57,086	\$71,306	\$82,994
13-1071	Human Resources Specialists	130	10.27	\$27.32	\$56,827	4.08	\$14.86	\$18.88	\$24.24	\$33.21	\$42.74	\$30,904	\$39,271	\$50,410	\$69,086	\$88,896
13-1081	Logisticians	10	35.7	\$30.73	\$63,912	11.47	\$20.19	\$24.57	\$28.20	\$40.65	\$45.66	\$42,002	\$51,115	\$58,663	\$84,559	\$94,975
13-1111	Management Analysts	130	38.18	\$30.23	\$62,877	5.87	\$14.23	\$23.50	\$28.16	\$39.71	\$45.96	\$29,590	\$48,880	\$58,574	\$82,588	\$95,597
13-1121	Meeting, Convention, and Event Planners	20	26.71	\$22.92	\$47,676	7.18	\$14.17	\$18.95	\$23.14	\$27.63	\$31.16	\$29,472	\$39,417	\$48,121	\$57,476	\$64,819
13-1131	Fundraisers	30	19.65	\$22.70	\$47,216	7.92	\$12.82	\$14.36	\$20.23	\$25.37	\$41.22	\$26,674	\$29,870	\$42,079	\$52,777	\$85,746
13-1151	Training and Development Specialists	50	14.25	\$20.55	\$42,750	5.32	\$11.98	\$14.10	\$18.01	\$24.02	\$35.24	\$24,916	\$29,330	\$37,458	\$49,957	\$73,304
13-1161	Market Research Analysts and Marketing Specialists	120	21.15	\$32.39	\$67,373	19.2	\$11.66	\$16.25	\$22.82	\$41.26	\$47.49	\$24,263	\$33,795	\$47,474	\$85,821	\$98,775
13-1199	Business Operations Specialists, All Other	560	9.36	\$29.92	\$62,227	3.29	\$14.35	\$21.44	\$27.48	\$36.47	\$50.00	\$29,841	\$44,604	\$57,157	\$75,868	\$103,994
13-2011	Accountants and Auditors	460	11.72	\$29.04	\$60,403	3.75	\$16.57	\$19.99	\$25.80	\$36.19	\$46.59	\$34,471	\$41,587	\$53,673	\$75,274	\$96,910
13-2021	Appraisers and Assessors of Real Estate	50	27.32	\$24.84	\$51,661	11.47	\$16.12	\$18.18	\$24.53	\$30.99	\$35.12	\$33,535	\$37,818	\$51,030	\$64,450	\$73,039
13-2041	Credit Analysts	10	15.29	\$27.80	\$57,822	3.99	\$20.41	\$22.97	\$26.94	\$31.27	\$36.69	\$42,445	\$47,785	\$56,042	\$65,042	\$76,310
13-2052	Personal Financial Advisors	70	30.29	\$31.15	\$64,787	8.95	\$12.32	\$18.67	\$28.23	\$35.44	\$55.16	\$25,630	\$38,844	\$58,713	\$73,720	\$114,728
13-2072	Loan Officers	90	25.08	\$51.65	\$107,436	13.51	\$18.36	\$28.64	\$43.34	\$57.68	\$93.76	\$38,195	\$59,572	\$90,152	\$119,982	\$195,021
13-2081	Tax Examiners and Collectors, and Revenue Agents	20	0	\$31.19	\$64,880	2.23	\$20.91	\$25.35	\$28.81	\$38.48	\$46.35	\$43,491	\$52,723	\$59,916	\$80,043	\$96,410
13-2082	Tax Preparers	30	44.04	\$20.19	\$42,000	5.73	\$15.15	\$17.76	\$20.95	\$23.43	\$26.18	\$31,517	\$36,933	\$43,585	\$48,729	\$54,458
13-2099	Financial Specialists, All Other	20	42.4	\$21.85	\$45,449	14.34	\$9.39	\$12.11	\$14.52	\$35.02	\$40.10	\$19,526	\$25,185	\$30,212	\$72,834	\$83,404
15-0000	Computer and Mathematical Occupations	580	7.89	\$34.91	\$72,611	4.35	\$16.66	\$22.59	\$32.66	\$42.30	\$54.89	\$34,648	\$46,995	\$67,923	\$87,975	\$114,166
15-1121	Computer Systems Analysts	60	42.97	\$48.20	\$100,250	12.52	\$27.49	\$32.20	\$37.52	\$44.40	\$93.46	\$57,183	\$66,976	\$78,040	\$92,343	\$194,388
15-1131	Computer Programmers	60	30.03	\$38.58	\$80,254	11.8	\$20.25	\$28.41	\$35.14	\$43.37	\$76.12	\$42,116	\$59,101	\$73,091	\$90,216	\$158,328
15-1132	Software Developers, Applications	90	29	\$38.47	\$80,016	7.56	\$19.77	\$30.12	\$37.44	\$46.73	\$56.08	\$41,128	\$62,651	\$77,876	\$97,201	\$116,644
15-1133	Software Developers, Systems Software	#	#	\$57.69	\$119,997	4.37	\$41.40	\$48.30	\$60.76	\$68.21	\$72.69	\$86,104	\$100,454	\$126,379	\$141,885	\$151,189

Data unavailable

Occupational Code	Occupational Title	Employment Estimate	Employment Percentage Relative Standard Error	Average Hourly Wage	Average Annual Wage	Wage Percentage Relative Standard Error	10th Percentile (Hourly)	25th Percentile (Hourly)	50th Percentile (Hourly)	75th Percentile (Hourly)	90th Percentile (Hourly)	10th Percentile (Annual)	25th Percentile (Annual)	50th Percentile (Annual)	75th Percentile (Annual)	90th Percentile (Annual)
15-1134	Web Developers	20	42	\$20.49	\$42,619	7.97	\$13.58	\$15.75	\$18.15	\$22.86	\$33.41	\$28,244	\$32,763	\$37,760	\$47,547	\$69,484
15-1141	Database Administrators	20	48.97	\$44.05	\$91,621	10.3	\$26.28	\$38.76	\$42.58	\$47.57	\$58.50	\$54,671	\$80,618	\$88,567	\$98,935	\$121,685
15-1142	Network and Computer Systems Administrators	80	10.35	\$32.23	\$67,035	2.72	\$20.41	\$24.88	\$31.19	\$37.99	\$47.24	\$42,448	\$51,741	\$64,884	\$79,018	\$98,269
15-1143	Computer Network Architects	30	48.38	\$46.52	\$96,756	2.29	\$32.34	\$36.42	\$46.89	\$55.70	\$64.69	\$67,266	\$75,744	\$97,525	\$115,848	\$134,555
15-1151	Computer User Support Specialists	120	13.91	\$21.30	\$44,313	3.97	\$12.50	\$16.80	\$20.98	\$26.04	\$31.10	\$25,996	\$34,951	\$43,647	\$54,162	\$64,692
15-1199	Computer Occupations, All Other	40	31.44	\$34.66	\$72,086	5.31	\$18.54	\$22.35	\$32.66	\$37.82	\$45.02	\$38,555	\$46,480	\$67,930	\$78,667	\$93,642
15-2031	Operations Research Analysts	#	#	\$37.95	\$78,932	2.37	\$17.41	\$32.51	\$37.59	\$44.81	\$55.50	\$36,221	\$67,629	\$78,179	\$93,198	\$115,430
17-0000	Architecture and Engineering Occupations	900	17.29	\$33.59	\$69,877	4.38	\$16.96	\$22.50	\$31.59	\$43.43	\$54.06	\$35,267	\$46,808	\$65,713	\$90,340	\$112,451
17-1011	Architects, Except Landscape and Naval	#	#	\$21.82	\$45,395	23.25	\$15.26	\$16.00	\$17.23	\$18.47	\$29.60	\$31,742	\$33,281	\$35,847	\$38,413	\$61,567
17-1022	Surveyors	110	27.47	\$29.54	\$61,445	12.73	\$16.33	\$18.50	\$26.82	\$38.27	\$50.14	\$33,957	\$38,487	\$55,795	\$79,607	\$104,294
17-2051	Civil Engineers	190	20.33	\$36.28	\$75,457	2.79	\$25.15	\$28.70	\$36.08	\$43.25	\$49.29	\$52,319	\$59,700	\$75,038	\$89,955	\$102,523
17-2071	Electrical Engineers	20	29.91	\$34.89	\$72,571	3.1	\$24.06	\$28.96	\$34.22	\$39.62	\$49.77	\$50,047	\$60,237	\$71,169	\$82,418	\$103,521
17-2072	Electronics Engineers, Except Computer	10	27.16	\$41.66	\$86,648	6.36	\$31.54	\$34.11	\$39.34	\$44.94	\$63.97	\$65,608	\$70,951	\$81,828	\$93,469	\$133,060
17-2112	Industrial Engineers	30	19.13	\$28.67	\$59,639	5.11	\$19.76	\$23.32	\$26.63	\$30.14	\$44.39	\$41,092	\$48,501	\$55,398	\$62,687	\$92,324
17-2141	Mechanical Engineers	30	27.45	\$34.81	\$72,408	6.58	\$20.16	\$25.06	\$32.33	\$45.51	\$55.13	\$41,930	\$52,135	\$67,251	\$94,665	\$114,665
17-2151	Mining and Geological Engineers, Including Mining Safety Engineers	#	#	\$44.21	\$91,950	13.61	\$18.89	\$38.26	\$41.60	\$44.94	\$55.56	\$39,289	\$79,582	\$86,524	\$93,466	\$115,557
17-2171	Petroleum Engineers	#	#	\$45.39	\$94,405	8.2	\$16.99	\$34.63	\$50.78	\$56.34	\$60.66	\$35,348	\$72,029	\$105,625	\$117,185	\$126,166
17-3011	Architectural and Civil Drafters	30	49.46	\$19.09	\$39,715	6.72	\$13.07	\$14.56	\$19.36	\$22.52	\$25.80	\$27,180	\$30,275	\$40,260	\$46,841	\$53,671
17-3013	Mechanical Drafters	20	31.97	\$21.87	\$45,495	8.65	\$15.96	\$17.60	\$20.59	\$24.64	\$31.90	\$33,189	\$36,600	\$42,822	\$51,250	\$66,355
17-3019	Drafters, All Other	20	48.11	\$27.50	\$57,200	8.49	\$19.01	\$20.66	\$23.92	\$34.44	\$39.26	\$39,534	\$42,981	\$49,760	\$71,632	\$81,657
17-3022	Civil Engineering Technicians	30	44.17	\$29.80	\$61,974	3.38	\$24.63	\$27.10	\$30.14	\$33.29	\$35.40	\$51,225	\$56,372	\$62,688	\$69,237	\$73,631
17-3023	Electrical and Electronics Engineering Technicians	30	23.45	\$23.32	\$48,506	4.09	\$13.17	\$15.02	\$22.42	\$30.59	\$31.59	\$27,398	\$31,236	\$46,626	\$63,636	\$65,711
17-3029	Engineering Technicians, Except Drafters, All Other	50	11.32	\$32.36	\$67,301	5.49	\$21.07	\$29.81	\$33.45	\$36.23	\$42.06	\$43,832	\$61,996	\$69,577	\$75,363	\$87,492
17-3031	Surveying and Mapping Technicians	40	17.84	\$23.42	\$48,706	6.89	\$13.61	\$20.22	\$24.64	\$27.82	\$29.41	\$28,305	\$42,055	\$51,261	\$57,870	\$61,169
19-0000	Life, Physical, and Social Science Occupations	550	3.87	\$29.56	\$61,492	2.16	\$15.21	\$20.48	\$28.42	\$36.42	\$45.16	\$31,628	\$42,603	\$59,111	\$75,764	\$93,931
19-1031	Conservation Scientists	40	18.9	\$26.91	\$55,969	1.95	\$20.22	\$21.31	\$24.99	\$32.52	\$35.64	\$42,051	\$44,330	\$51,987	\$67,649	\$74,126
19-2031	Chemists	20	26.92	\$22.95	\$47,733	6.36	\$12.93	\$14.41	\$24.74	\$28.59	\$33.14	\$26,889	\$29,974	\$51,453	\$59,476	\$68,922
19-2041	Environmental Scientists and Specialists, Including Health	90	6.45	\$31.25	\$65,000	5.41	\$18.83	\$21.88	\$29.40	\$38.76	\$44.46	\$39,168	\$45,519	\$61,145	\$80,614	\$92,470
19-2042	Geoscientists, Except Hydrologists and Geographers	20	39.53	\$42.03	\$87,416	4.78	\$21.13	\$28.84	\$47.73	\$53.31	\$56.66	\$43,955	\$59,988	\$99,286	\$110,889	\$117,851
19-2043	Hydrologists	20	34.3	\$38.19	\$79,432	9.46	\$28.09	\$32.52	\$35.73	\$41.06	\$51.66	\$58,435	\$67,649	\$74,309	\$85,396	\$107,446
19-3031	Clinical, Counseling, and School Psychologists	40	6.27	\$39.46	\$82,082	3.12	\$28.67	\$33.32	\$38.51	\$44.67	\$49.26	\$59,631	\$69,309	\$80,104	\$92,905	\$102,468
19-3051	Urban and Regional Planners	20	6.56	\$30.55	\$63,537	6.01	\$21.31	\$26.05	\$31.94	\$35.24	\$37.37	\$44,321	\$54,174	\$66,438	\$73,296	\$77,737
19-4021	Biological Technicians	20	0	\$17.09	\$35,541	3.1	\$13.60	\$15.20	\$15.21	\$18.83	\$22.99	\$28,283	\$31,621	\$31,634	\$39,168	\$47,827
19-4041	Geological and Petroleum Technicians	20	47.24	\$27.77	\$57,756	8.53	\$19.53	\$21.36	\$25.02	\$32.40	\$37.77	\$40,619	\$44,437	\$52,040	\$67,385	\$78,559
19-4092	Forensic Science Technicians	10	0.42	\$26.69	\$55,516	2.77	\$18.12	\$20.26	\$23.11	\$35.16	\$42.27	\$37,682	\$42,144	\$48,077	\$73,138	\$87,914
21-0000	Community and Social Services Occupations	1200	12.89	\$20.57	\$42,792	3.89	\$11.18	\$15.07	\$19.41	\$25.34	\$31.03	\$23,254	\$31,348	\$40,367	\$52,708	\$64,548
21-1011	Substance Abuse and Behavioral Disorder Counselors	10	30.21	\$22.15	\$46,079	5.68	\$16.39	\$18.40	\$21.78	\$26.15	\$29.82	\$34,098	\$38,267	\$45,295	\$54,391	\$62,031
21-1012	Educational, Guidance, School, and Vocational Counselors	110	0	\$22.94	\$47,715	2.15	\$16.62	\$19.41	\$22.46	\$26.56	\$30.10	\$34,575	\$40,377	\$46,717	\$55,247	\$62,608
21-1014	Mental Health Counselors	#	#	\$22.08	\$45,924	6.41	\$15.12	\$16.50	\$18.83	\$26.18	\$33.27	\$31,448	\$34,312	\$39,166	\$54,448	\$69,203
21-1015	Rehabilitation Counselors	#	#	\$17.13	\$35,635	7.06	\$9.55	\$11.31	\$16.47	\$22.50	\$26.29	\$19,859	\$23,534	\$34,259	\$46,790	\$54,685
21-1021	Child, Family, and School Social Workers	260	22.96	\$20.25	\$42,113	3.99	\$13.62	\$16.10	\$19.57	\$23.22	\$29.07	\$28,326	\$33,491	\$40,701	\$48,288	\$60,458
21-1022	Healthcare Social Workers	60	29.58	\$28.42	\$59,122	6.67	\$17.01	\$21.65	\$26.23	\$29.28	\$41.15	\$35,377	\$45,022	\$54,558	\$60,905	\$85,596
21-1029	Social Workers, All Other	#	#	\$22.11	\$45,994	19.58	\$12.62	\$13.74	\$17.15	\$30.66	\$36.76	\$26,245	\$28,588	\$35,677	\$63,783	\$76,452
21-1091	Health Educators	20	41.31	\$25.49	\$53,017	3.83	\$18.58	\$21.05	\$25.08	\$28.09	\$38.29	\$38,654	\$43,776	\$52,168	\$58,437	\$79,638

Data unavailable

Occupational Code	Occupational Title	Employment Estimate	Employment Percentage Relative Standard Error	Average Hourly Wage	Average Annual Wage	Wage Percentage Relative Standard Error	10th Percentile (Hourly)	25th Percentile (Hourly)	50th Percentile (Hourly)	75th Percentile (Hourly)	90th Percentile (Hourly)	10th Percentile (Annual)	25th Percentile (Annual)	50th Percentile (Annual)	75th Percentile (Annual)	90th Percentile (Annual)
21-1092	Probation Officers and Correctional Treatment Specialists	120	14.16	\$25.07	\$52,152	6.58	\$17.23	\$21.35	\$23.29	\$28.97	\$35.20	\$35,828	\$44,402	\$48,439	\$60,257	\$73,215
21-1093	Social and Human Service Assistants	120	10.89	\$15.48	\$32,195	4.42	\$11.77	\$13.12	\$15.21	\$17.49	\$20.63	\$24,474	\$27,299	\$31,629	\$36,379	\$42,919
21-1099	Community and Social Service Specialists, All Other	170	41.49	\$13.84	\$28,786	8.78	\$8.29	\$8.73	\$10.61	\$17.75	\$25.68	\$17,243	\$18,148	\$22,067	\$36,930	\$53,417
21-2011	Clergy	20	36.31	\$28.96	\$60,236	3.69	\$20.40	\$24.53	\$28.30	\$33.04	\$38.53	\$42,439	\$51,016	\$58,855	\$68,723	\$80,136
23-0000	Legal Occupations	380	8.21	\$34.73	\$72,239	6.54	\$16.96	\$20.56	\$27.55	\$38.89	\$62.77	\$35,286	\$42,764	\$57,299	\$80,892	\$130,554
23-1011	Lawyers	170	6.13	\$47.11	\$97,993	10.47	\$24.66	\$29.69	\$36.16	\$57.67	\$73.10	\$51,285	\$61,765	\$75,221	\$119,946	\$152,041
23-2011	Paralegals and Legal Assistants	140	15.91	\$21.12	\$43,940	4.64	\$15.47	\$17.68	\$20.82	\$23.73	\$28.37	\$32,173	\$36,773	\$43,307	\$49,364	\$59,006
25-0000	Education, Training, and Library Occupations	3230	1.77	\$20.77	\$43,192	2.7	\$12.00	\$15.41	\$19.41	\$25.87	\$31.68	\$24,968	\$32,050	\$40,369	\$53,817	\$65,902
25-1071	Health Specialties Teachers, Postsecondary	50	16.43	#	\$47,209	6.22	#	#	#	#	#	\$23,836	\$33,914	\$39,333	\$64,436	\$74,059
25-1194	Vocational Education Teachers, Postsecondary	60	17.94	\$20.06	\$41,731	12	\$12.07	\$15.31	\$19.36	\$24.32	\$29.68	\$25,109	\$31,838	\$40,274	\$50,590	\$61,740
25-2011	Preschool Teachers, Except Special Education	80	19.66	\$16.22	\$33,734	10.45	\$9.13	\$10.71	\$16.05	\$18.60	\$26.43	\$19,001	\$22,277	\$33,392	\$38,698	\$54,969
25-2021	Elementary School Teachers, Except Special Education	650	1.01	#	\$46,279	2.38	#	#	#	#	#	\$32,752	\$36,227	\$43,817	\$55,068	\$63,448
25-2022	Middle School Teachers, Except Special and Career/Technical Educa	310	0	#	\$46,781	2.38	#	#	#	#	#	\$33,371	\$36,922	\$44,039	\$54,772	\$68,209
25-2031	Secondary School Teachers, Except Special and Career/Technical Ed	430	2.19	#	\$47,481	2.71	#	#	#	#	#	\$33,446	\$37,747	\$46,235	\$56,394	\$63,095
25-2032	Career/Technical Education Teachers, Secondary School	20	0	#	\$50,636	2.78	#	#	#	#	#	\$34,571	\$39,941	\$50,730	\$59,952	\$69,516
25-2052	Special Education Teachers, Kindergarten and Elementary School	90	0	#	\$48,376	2.46	#	#	#	#	#	\$33,301	\$37,387	\$45,592	\$58,665	\$71,364
25-2053	Special Education Teachers, Middle School	50	0	#	\$46,179	2.65	#	#	#	#	#	\$33,443	\$37,088	\$44,224	\$53,593	\$63,065
25-2054	Special Education Teachers, Secondary School	60	0	#	\$48,082	2.55	#	#	#	#	#	\$33,754	\$37,868	\$46,834	\$57,295	\$65,074
25-3021	Self-Enrichment Education Teachers	#	#	\$17.39	\$36,169	8.78	\$10.30	\$13.77	\$17.47	\$20.82	\$23.06	\$21,418	\$28,648	\$36,345	\$43,301	\$47,965
25-3097	Teachers and Instructors, All Other, Except Substitute Teachers	50	37.47	#	\$31,756	8.24	#	#	#	#	#	\$17,682	\$19,246	\$22,612	\$44,613	\$59,108
25-4021	Librarians	40	5.92	\$29.61	\$61,583	2	\$19.81	\$24.37	\$29.83	\$35.25	\$38.63	\$41,205	\$50,695	\$62,039	\$73,327	\$80,349
25-4031	Library Technicians	60	4.52	\$15.74	\$32,739	2.33	\$12.52	\$13.51	\$15.30	\$17.76	\$20.20	\$26,038	\$28,108	\$31,818	\$36,937	\$42,016
25-9031	Instructional Coordinators	70	11.35	\$24.66	\$51,288	3.48	\$15.69	\$19.95	\$23.71	\$30.27	\$35.71	\$32,626	\$41,487	\$49,320	\$62,965	\$74,273
25-9041	Teacher Assistants	630	3.7	#	\$27,024	3.73	#	#	#	#	#	\$20,143	\$23,414	\$27,083	\$30,265	\$35,085
25-9099	Education, Training, and Library Workers, All Other	20	9.5	\$20.79	\$43,235	6.96	\$8.77	\$17.36	\$20.10	\$26.12	\$30.52	\$18,237	\$36,111	\$41,805	\$54,326	\$63,480
27-0000	Arts, Design, Entertainment, Sports, and Media Occupations	780	10.75	\$19.40	\$40,360	4.07	\$9.69	\$12.05	\$16.91	\$23.47	\$33.55	\$20,156	\$25,073	\$35,173	\$48,820	\$69,791
27-1011	Art Directors	10	33.88	#	#	#	#	#	#	#	#	#	#	#	#	#
27-1023	Floral Designers	40	25.17	\$10.64	\$22,139	5.13	\$8.32	\$8.80	\$9.90	\$11.97	\$14.48	\$17,306	\$18,304	\$20,597	\$24,906	\$30,110
27-1024	Graphic Designers	100	26.34	\$20.23	\$42,086	5.3	\$15.12	\$16.16	\$17.90	\$22.88	\$29.46	\$31,449	\$33,623	\$37,223	\$47,597	\$61,272
27-1025	Interior Designers	30	11.2	\$21.46	\$44,635	20.88	\$10.80	\$12.51	\$16.06	\$21.88	\$53.66	\$22,457	\$26,017	\$33,404	\$45,503	\$111,622
27-1026	Merchandise Displayers and Window Trimmers	30	43.02	\$11.96	\$24,874	12.24	\$8.31	\$8.78	\$10.12	\$14.52	\$17.40	\$17,286	\$18,254	\$21,051	\$30,210	\$36,194
27-2012	Producers and Directors	50	38.22	\$21.46	\$44,638	10.39	\$15.59	\$16.88	\$18.97	\$23.82	\$32.86	\$32,437	\$35,108	\$39,451	\$49,538	\$68,343
27-2022	Coaches and Scouts	#	#	#	\$31,852	10.89	#	#	#	#	#	\$20,810	\$22,514	\$26,601	\$37,302	\$51,776
27-3031	Public Relations Specialists	50	15.41	\$24.82	\$51,626	4.15	\$13.41	\$19.22	\$24.02	\$32.04	\$36.75	\$27,894	\$39,982	\$49,955	\$66,637	\$76,444
27-3042	Technical Writers	#	#	\$25.82	\$53,699	6.93	\$15.71	\$18.35	\$25.48	\$32.92	\$36.04	\$32,682	\$38,166	\$52,998	\$68,475	\$74,968
27-4012	Broadcast Technicians	40	44.31	#	#	#	#	#	#	#	#	#	#	#	#	#
27-4021	Photographers	70	48.66	\$14.67	\$30,523	7.93	\$8.50	\$9.25	\$11.46	\$20.45	\$23.73	\$17,677	\$19,232	\$23,843	\$42,528	\$49,350
27-4099	Media and Communication Equipment Workers, All Other	#	#	\$21.63	\$44,986	18.29	\$8.29	\$8.73	\$9.49	\$34.38	\$40.10	\$17,245	\$18,152	\$19,734	\$71,520	\$83,400
29-0000	Healthcare Practitioners and Technical Occupations	4000	3.19	\$37.35	\$77,687	3.8	\$15.65	\$22.04	\$30.94	\$41.41	\$62.79	\$32,561	\$45,834	\$64,351	\$86,136	\$130,597
29-1011	Chiropractors	20	23.17	\$38.67	\$80,427	16.83	\$14.31	\$31.59	\$34.96	\$39.29	\$45.13	\$29,768	\$65,706	\$72,713	\$81,718	\$93,880
29-1021	Dentists, General	60	30.86	\$66.59	\$138,500	13.59	\$40.83	\$45.88	\$65.57	\$72.71	\$91.66	\$84,917	\$95,421	\$136,378	\$151,237	\$190,646
29-1031	Dietitians and Nutritionists	50	15.53	\$28.64	\$59,574	3.51	\$20.49	\$22.79	\$28.80	\$33.34	\$37.00	\$42,623	\$47,401	\$59,912	\$69,342	\$76,954

Data unavailable

Occupational Code	Occupational Title	Employment Estimate	Employment Percentage Relative Standard Error	Average Hourly Wage	Average Annual Wage	Wage Percentage Relative Standard Error	10th Percentile (Hourly)	25th Percentile (Hourly)	50th Percentile (Hourly)	75th Percentile (Hourly)	90th Percentile (Hourly)	10th Percentile (Annual)	25th Percentile (Annual)	50th Percentile (Annual)	75th Percentile (Annual)	90th Percentile (Annual)
29-1041	Optometrists	30	43.77	\$44.77	\$93,125	13.33	\$30.60	\$33.90	\$41.28	\$48.56	\$62.43	\$63,656	\$70,511	\$85,867	\$100,995	\$129,862
29-1051	Pharmacists	110	15.74	\$58.81	\$122,335	1.51	\$50.18	\$54.07	\$58.80	\$66.07	\$71.84	\$104,384	\$112,473	\$122,312	\$137,427	\$149,429
29-1062	Family and General Practitioners	80	12.9	\$79.25	\$164,831	5.37	\$26.07	\$29.75	\$77.46	\$92.71	\$100.00	\$54,231	\$61,873	\$161,107	\$192,828	\$208,000
29-1067	Surgeons	#	#	\$122.66	\$255,126	10.28	\$91.72	\$92.00	\$92.47	\$94.10	\$100.24	\$190,772	\$191,362	\$192,346	\$195,726	\$208,509
29-1069	Physicians and Surgeons, All Other	100	22.55	\$105.73	\$219,925	6.95	\$44.09	\$90.80	\$93.37	\$93.46	\$117.39	\$91,705	\$188,867	\$194,202	\$194,388	\$244,168
29-1071	Physician Assistants	60	20.9	\$44.33	\$92,213	6.57	\$32.85	\$36.98	\$43.44	\$52.62	\$58.01	\$68,336	\$76,928	\$90,350	\$109,440	\$120,662
29-1122	Occupational Therapists	90	9.39	\$35.38	\$73,592	3.97	\$14.32	\$31.41	\$39.01	\$43.43	\$46.14	\$29,788	\$65,338	\$81,133	\$90,335	\$95,964
29-1123	Physical Therapists	120	4.68	\$36.78	\$76,501	2.04	\$27.57	\$31.95	\$37.07	\$42.46	\$45.92	\$57,348	\$66,454	\$77,115	\$88,310	\$95,512
29-1127	Speech-Language Pathologists	90	5.36	\$35.62	\$74,090	2.07	\$26.49	\$31.28	\$35.63	\$41.51	\$45.77	\$55,096	\$65,063	\$74,121	\$86,346	\$95,205
29-1131	Veterinarians	70	17.29	\$41.14	\$85,564	9.43	\$27.30	\$33.82	\$40.08	\$46.41	\$61.46	\$56,777	\$70,351	\$83,369	\$96,532	\$127,836
29-1141	Registered Nurses	1400	6.1	\$32.47	\$67,528	2.72	\$23.83	\$26.82	\$31.98	\$38.77	\$43.70	\$49,568	\$55,789	\$66,524	\$80,645	\$90,906
29-1171	Nurse Practitioners	70	11.26	\$55.60	\$115,639	10.08	\$23.20	\$39.09	\$44.67	\$59.88	\$100.00	\$48,264	\$81,303	\$92,909	\$124,554	\$208,000
29-2012	Medical and Clinical Laboratory Technicians	30	18.7	\$20.45	\$42,533	3.26	\$14.81	\$16.96	\$20.03	\$22.48	\$27.21	\$30,815	\$35,275	\$41,662	\$46,762	\$56,602
29-2021	Dental Hygienists	100	42.59	\$37.29	\$77,562	3.17	\$31.12	\$33.44	\$37.23	\$42.21	\$45.18	\$64,736	\$69,550	\$77,428	\$87,800	\$93,972
29-2031	Cardiovascular Technologists and Technicians	20	31.1	\$32.04	\$66,639	2.43	\$20.13	\$23.62	\$33.45	\$38.62	\$43.50	\$41,878	\$49,137	\$69,580	\$80,319	\$90,490
29-2041	Emergency Medical Technicians and Paramedics	60	20.37	\$17.93	\$37,298	5.19	\$12.56	\$13.66	\$17.16	\$21.61	\$23.96	\$26,125	\$28,420	\$35,684	\$44,955	\$49,838
29-2052	Pharmacy Technicians	130	22.24	\$15.43	\$32,094	2.79	\$10.46	\$12.36	\$15.58	\$18.21	\$20.72	\$21,767	\$25,717	\$32,415	\$37,882	\$43,088
29-2055	Surgical Technologists	70	48.52	\$22.14	\$46,051	2.34	\$15.77	\$17.25	\$21.84	\$26.84	\$29.29	\$32,803	\$35,881	\$45,429	\$55,834	\$60,924
29-2056	Veterinary Technologists and Technicians	70	31.53	\$13.57	\$28,228	5.91	\$10.46	\$12.03	\$13.49	\$14.98	\$17.27	\$21,765	\$25,032	\$28,053	\$31,151	\$35,929
29-2061	Licensed Practical and Licensed Vocational Nurses	230	6.95	\$20.51	\$42,658	2.1	\$15.36	\$17.35	\$20.56	\$23.25	\$26.80	\$31,952	\$36,086	\$42,769	\$48,368	\$55,748
29-2071	Medical Records and Health Information Technicians	70	23.36	\$16.99	\$35,348	7.65	\$8.59	\$9.48	\$16.59	\$21.64	\$27.16	\$17,862	\$19,708	\$34,506	\$45,004	\$56,484
29-2081	Opticians, Dispensing	30	30.6	\$15.20	\$31,609	4.01	\$11.32	\$12.73	\$14.79	\$17.72	\$20.14	\$23,538	\$26,486	\$30,769	\$36,863	\$41,884
29-2099	Health Technologists and Technicians, All Other	90	28.64	\$19.46	\$40,475	7.93	\$11.33	\$12.87	\$15.00	\$19.13	\$40.35	\$23,571	\$26,762	\$31,204	\$39,783	\$83,932
29-9011	Occupational Health and Safety Specialists	40	16.77	\$30.29	\$63,010	4.99	\$20.11	\$24.59	\$30.42	\$36.27	\$41.76	\$41,836	\$51,147	\$63,274	\$75,439	\$86,868
29-9091	Athletic Trainers	10	7.66	#	\$39,424	3.2	#	#	#	#	#	\$29,444	\$33,232	\$37,812	\$45,350	\$53,628
31-0000	Healthcare Support Occupations	1860	6.96	\$13.60	\$28,283	2.3	\$9.56	\$10.74	\$12.86	\$15.54	\$18.44	\$19,882	\$22,331	\$26,752	\$32,332	\$38,362
31-1011	Home Health Aides	390	19.87	\$11.31	\$23,529	4.78	\$8.57	\$9.42	\$10.79	\$12.83	\$15.44	\$17,836	\$19,603	\$22,444	\$26,689	\$32,121
31-1014	Nursing Assistants	680	20.52	\$12.63	\$26,274	2.16	\$9.89	\$10.74	\$12.30	\$14.19	\$16.37	\$20,574	\$22,340	\$25,580	\$29,506	\$34,057
31-1015	Orderlies	30	34.08	\$12.62	\$26,249	3.02	\$9.64	\$10.71	\$12.50	\$14.33	\$16.58	\$20,055	\$22,287	\$26,008	\$29,797	\$34,486
31-2011	Occupational Therapy Assistants	30	2.76	\$22.04	\$45,850	4.11	\$16.28	\$19.00	\$22.21	\$24.61	\$26.89	\$33,858	\$39,520	\$46,196	\$51,182	\$55,936
31-2021	Physical Therapist Assistants	10	31.32	\$21.42	\$44,544	2.83	\$14.51	\$19.81	\$21.70	\$23.65	\$27.02	\$30,191	\$41,207	\$45,137	\$49,190	\$56,192
31-2022	Physical Therapist Aides	20	12.38	\$12.28	\$25,541	4.1	\$9.69	\$10.28	\$11.27	\$14.55	\$17.08	\$20,146	\$21,380	\$23,438	\$30,274	\$35,517
31-9011	Massage Therapists	20	47.11	#	#	#	#	#	#	#	#	#	#	#	#	#
31-9091	Dental Assistants	170	42.49	\$15.29	\$31,809	8.73	\$10.25	\$11.93	\$14.45	\$18.91	\$21.74	\$21,318	\$24,816	\$30,050	\$39,338	\$45,224
31-9092	Medical Assistants	270	23.85	\$15.32	\$31,863	2.99	\$10.13	\$12.61	\$15.07	\$17.43	\$20.02	\$21,072	\$26,236	\$31,340	\$36,253	\$41,640
31-9094	Medical Transcriptionists	20	10.09	\$18.67	\$38,832	3.7	\$13.42	\$16.18	\$19.62	\$21.52	\$22.66	\$27,918	\$33,663	\$40,814	\$44,766	\$47,136
31-9096	Veterinary Assistants and Laboratory Animal Caretakers	40	45.76	\$12.01	\$24,981	8.6	\$9.18	\$10.15	\$11.78	\$13.76	\$15.46	\$19,089	\$21,114	\$24,500	\$28,622	\$32,152
31-9099	Healthcare Support Workers, All Other	90	3.86	\$15.21	\$31,634	2.72	\$11.89	\$12.75	\$14.18	\$17.34	\$20.10	\$24,729	\$26,517	\$29,496	\$36,059	\$41,806
33-0000	Protective Service Occupations	1320	5.28	\$19.54	\$40,648	5.91	\$9.80	\$12.08	\$17.34	\$24.87	\$33.05	\$20,393	\$25,117	\$36,058	\$51,727	\$68,739
33-1012	First-Line Supervisors of Police and Detectives	40	0.55	\$41.69	\$86,710	2.99	\$29.60	\$38.54	\$42.29	\$44.90	\$48.66	\$61,576	\$80,158	\$87,967	\$93,402	\$101,222
33-1021	First-Line Supervisors of Fire Fighting and Prevention Workers	20	10.75	\$30.62	\$63,699	7.99	\$24.07	\$25.38	\$27.56	\$36.83	\$43.64	\$50,066	\$52,791	\$57,333	\$76,601	\$90,776
33-1099	First-Line Supervisors of Protective Service Workers, All Other	60	24.85	\$18.89	\$39,300	5.69	\$15.11	\$16.09	\$17.71	\$20.81	\$23.60	\$31,437	\$33,464	\$36,843	\$43,281	\$49,094
33-2011	Firefighters	180	14.04	\$18.60	\$38,697	7.47	\$8.68	\$16.01	\$20.08	\$22.35	\$25.73	\$18,058	\$33,291	\$41,758	\$46,492	\$53,522
33-3021	Detectives and Criminal Investigators	50	0	\$37.90	\$78,823	1.98	\$22.58	\$27.97	\$34.55	\$47.34	\$59.59	\$46,962	\$58,182	\$71,858	\$98,461	\$123,951
33-3051	Police and Sheriff's Patrol Officers	260	2.43	\$27.61	\$57,427	3.6	\$20.63	\$23.04	\$28.16	\$32.06	\$35.47	\$42,917	\$47,931	\$58,579	\$66,690	\$73,778
33-9032	Security Guards	190	15.76	\$12.76	\$26,546	3.39	\$9.76	\$10.35	\$11.32	\$14.98	\$17.95	\$20,303	\$21,522	\$23,553	\$31,149	\$37,336

Data unavailable

Occupational Code	Occupational Title	Employment Estimate	Employment Percentage Relative Standard Error	Average Hourly Wage	Average Annual Wage	Wage Percentage Relative Standard Error	10th Percentile (Hourly)	25th Percentile (Hourly)	50th Percentile (Hourly)	75th Percentile (Hourly)	90th Percentile (Hourly)	10th Percentile (Annual)	25th Percentile (Annual)	50th Percentile (Annual)	75th Percentile (Annual)	90th Percentile (Annual)
33-9091	Crossing Guards	260	15.16	\$12.78	\$26,575	3.17	\$10.44	\$11.89	\$12.90	\$13.91	\$14.52	\$21,722	\$24,732	\$26,837	\$28,942	\$30,205
33-9092	Lifeguards, Ski Patrol, and Other Recreational Protective Service Workers	100	9.7	#	#	#	#	#	#	#	#	#	#	#	#	#
33-9093	Transportation Security Screeners	40	0	\$18.17	\$37,798		\$16.39	\$16.56	\$17.23	\$18.93	\$21.81	\$34,083	\$34,452	\$35,849	\$39,364	\$45,373
33-9099	Protective Service Workers, All Other	30	10.67	\$19.60	\$40,777	5.33	\$9.04	\$14.44	\$20.62	\$26.11	\$28.05	\$18,808	\$30,025	\$42,892	\$54,314	\$58,345
35-0000	Food Preparation and Serving-Related Occupations	6440	3.06	\$10.51	\$21,860	1.89	\$8.23	\$8.57	\$9.14	\$11.18	\$15.24	\$17,114	\$17,825	\$19,010	\$23,256	\$31,697
35-1011	Chefs and Head Cooks	40	26.08	\$20.77	\$43,209	11.3	\$12.78	\$15.31	\$17.46	\$22.90	\$38.54	\$26,576	\$31,845	\$36,321	\$47,637	\$80,160
35-1012	First-Line Supervisors of Food Preparation and Serving Workers	380	9.42	\$15.74	\$32,745	3.6	\$9.75	\$11.70	\$15.15	\$18.85	\$22.72	\$20,289	\$24,327	\$31,515	\$39,205	\$47,268
35-2012	Cooks, Institution and Cafeteria	190	21.37	\$12.44	\$25,867	3.72	\$9.00	\$10.08	\$11.61	\$14.04	\$17.39	\$18,730	\$20,962	\$24,152	\$29,211	\$36,177
35-2014	Cooks, Restaurant	580	11.46	\$11.04	\$22,954	3.85	\$8.40	\$8.99	\$10.38	\$12.49	\$15.44	\$17,463	\$18,696	\$21,600	\$25,977	\$32,124
35-2015	Cooks, Short Order	#	#	\$11.86	\$24,671	5.19	\$9.83	\$10.32	\$11.13	\$12.56	\$16.21	\$20,440	\$21,459	\$23,157	\$26,116	\$33,723
35-2021	Food Preparation Workers	330	25.93	\$10.90	\$22,680	2.3	\$8.63	\$9.55	\$10.76	\$12.16	\$13.83	\$17,960	\$19,859	\$22,378	\$25,289	\$28,770
35-3011	Bartenders	320	12.99	\$11.75	\$24,448	8.28	\$8.26	\$8.65	\$9.30	\$13.44	\$19.82	\$17,177	\$17,982	\$19,340	\$27,954	\$41,232
35-3021	Combined Food Preparation and Serving Workers, Including Fast Food	2170	9.37	\$9.11	\$18,942	2.08	\$8.17	\$8.42	\$8.84	\$9.27	\$10.76	\$16,990	\$17,516	\$18,392	\$19,271	\$22,379
35-3022	Counter Attendants, Cafeteria, Food Concession, and Coffee Shop	160	38.04	\$9.46	\$19,672	4.68	\$8.20	\$8.50	\$8.99	\$9.82	\$11.98	\$17,053	\$17,671	\$18,703	\$20,418	\$24,924
35-3031	Waiters and Waitresses	1280	11.19	\$10.87	\$22,599	5.96	\$8.21	\$8.51	\$9.03	\$12.06	\$17.99	\$17,066	\$17,706	\$18,772	\$25,077	\$37,417
35-3041	Food Servers, Nonrestaurant	240	14.84	\$10.20	\$21,218	3.47	\$8.27	\$8.67	\$9.34	\$11.31	\$13.63	\$17,197	\$18,032	\$19,432	\$23,516	\$28,347
35-9011	Dining Room and Cafeteria Attendants and Bartender Helpers	170	45.48	\$9.04	\$18,802	3.97	\$8.16	\$8.40	\$8.80	\$9.21	\$9.51	\$16,975	\$17,476	\$18,313	\$19,149	\$19,771
35-9021	Dishwashers	220	26.43	\$8.94	\$18,605	2.8	\$8.17	\$8.43	\$8.86	\$9.29	\$10.27	\$16,996	\$17,530	\$18,421	\$19,318	\$21,351
35-9031	Hosts and Hostesses, Restaurant, Lounge, and Coffee Shop	240	27.77	\$10.22	\$21,267	5.35	\$8.26	\$8.66	\$9.31	\$10.83	\$13.47	\$17,188	\$18,009	\$19,366	\$22,529	\$28,014
35-9099	Food Preparation and Serving Related Workers, All Other	#	#	\$9.52	\$19,803	5.08	\$8.23	\$8.58	\$9.16	\$10.54	\$11.66	\$17,123	\$17,847	\$19,054	\$21,929	\$24,261
37-0000	Building and Grounds Cleaning and Maintenance Occupations	1610	5.21	\$12.93	\$26,885	3.42	\$8.70	\$9.75	\$11.47	\$14.72	\$18.44	\$18,105	\$20,279	\$23,860	\$30,617	\$38,359
37-1011	First-Line Supervisors of Housekeeping and Janitorial Workers	40	30.52	\$16.72	\$34,779	5.35	\$10.28	\$11.47	\$14.45	\$19.82	\$30.15	\$21,372	\$23,852	\$30,056	\$41,232	\$62,710
37-1012	First-Line Supervisors of Landscaping, Lawn Service, and Groundsk	20	17.56	\$28.17	\$58,597	5.87	\$17.26	\$21.69	\$30.64	\$34.26	\$36.44	\$35,895	\$45,113	\$63,733	\$71,270	\$75,792
37-2011	Janitors and Cleaners, Except Maids and Housekeeping Cleaners	710	15.86	\$12.21	\$25,401	2.79	\$8.59	\$9.57	\$11.58	\$13.87	\$17.11	\$17,867	\$19,903	\$24,076	\$28,856	\$35,598
37-2012	Maids and Housekeeping Cleaners	340	22.1	\$10.22	\$21,259	2.55	\$8.32	\$8.79	\$9.68	\$11.12	\$13.06	\$17,300	\$18,289	\$20,125	\$23,139	\$27,170
37-2021	Pest Control Workers	30	10.7	\$25.43	\$52,898	17.44	\$11.90	\$18.89	\$28.81	\$32.89	\$35.35	\$24,753	\$39,290	\$59,925	\$68,419	\$73,537
37-3011	Landscaping and Groundskeeping Workers	470	13.17	\$14.18	\$29,502	4.72	\$9.90	\$10.78	\$13.51	\$17.01	\$18.70	\$20,588	\$22,430	\$28,097	\$35,375	\$38,893
39-0000	Personal Care and Service Occupations	1770	9.61	\$11.26	\$23,430	4.06	\$8.27	\$8.67	\$9.36	\$12.31	\$16.30	\$17,201	\$18,042	\$19,469	\$25,602	\$33,895
39-1021	First-Line Supervisors of Personal Service Workers	90	27.65	\$16.75	\$34,841	5.04	\$10.32	\$11.81	\$14.18	\$20.30	\$28.12	\$21,455	\$24,575	\$29,504	\$42,226	\$58,480
39-2021	Nonfarm Animal Caretakers	90	23.67	\$11.21	\$23,325	5.79	\$8.30	\$8.74	\$9.84	\$13.50	\$16.90	\$17,257	\$18,183	\$20,466	\$28,078	\$35,161
39-3091	Amusement and Recreation Attendants	110	18.14	\$9.60	\$19,970	3.57	\$8.20	\$8.50	\$9.01	\$9.79	\$11.83	\$17,059	\$17,687	\$18,733	\$20,364	\$24,611
39-5012	Hairdressers, Hairstylists, and Cosmetologists	#	#	\$9.82	\$20,416	4.08	\$8.23	\$8.59	\$9.17	\$10.89	\$12.91	\$17,128	\$17,861	\$19,082	\$22,643	\$26,862
39-5094	Skincare Specialists	#	#	\$11.50	\$23,924	13.67	\$8.72	\$9.60	\$10.69	\$11.78	\$16.64	\$18,129	\$19,965	\$22,241	\$24,510	\$34,611
39-9011	Childcare Workers	110	33.83	\$10.82	\$22,508	4.67	\$8.40	\$8.99	\$10.30	\$12.04	\$14.17	\$17,463	\$18,698	\$21,420	\$25,048	\$29,465
39-9021	Personal Care Aides	710	18.48	\$9.19	\$19,118	3.66	\$8.18	\$8.46	\$8.92	\$9.42	\$11.17	\$17,024	\$17,600	\$18,561	\$19,602	\$23,231
39-9031	Fitness Trainers and Aerobics Instructors	220	37.41	\$17.16	\$35,702	7.76	\$9.25	\$12.47	\$14.71	\$18.78	\$26.89	\$19,238	\$25,942	\$30,589	\$39,062	\$55,921
39-9032	Recreation Workers	160	9.04	\$11.13	\$23,148	3.46	\$8.27	\$8.67	\$9.33	\$12.60	\$15.21	\$17,196	\$18,030	\$19,413	\$26,215	\$31,635
39-9099	Personal Care and Service Workers, All Other	#	#	\$10.38	\$21,589	13.17	\$8.20	\$8.51	\$9.02	\$10.92	\$16.25	\$17,063	\$17,698	\$18,755	\$22,717	\$33,807
41-0000	Sales and Related Occupations	8070	8.51	\$17.76	\$36,938	5.22	\$8.55	\$9.40	\$12.71	\$19.22	\$32.49	\$17,793	\$19,556	\$26,436	\$39,988	\$67,586
41-1011	First-Line Supervisors of Retail Sales Workers	540	11.95	\$20.71	\$43,082	3.37	\$12.87	\$15.44	\$19.46	\$25.29	\$29.19	\$26,760	\$32,125	\$40,477	\$52,607	\$60,715
41-1012	First-Line Supervisors of Non-Retail Sales Workers	#	#	\$31.43	\$65,377	20.87	\$14.85	\$17.06	\$21.63	\$36.74	\$71.06	\$30,898	\$35,484	\$44,999	\$76,426	\$147,814
41-2011	Cashiers	1630	10.73	\$10.40	\$21,625	2.57	\$8.28	\$8.70	\$9.42	\$11.26	\$14.82	\$17,221	\$18,092	\$19,596	\$23,413	\$30,818

Data unavailable

Occupational Code	Occupational Title	Employment Estimate	Employment Percentage Relative Standard Error	Average Hourly Wage	Average Annual Wage	Wage Percentage Relative Standard Error	10th Percentile (Hourly)	25th Percentile (Hourly)	50th Percentile (Hourly)	75th Percentile (Hourly)	90th Percentile (Hourly)	10th Percentile (Annual)	25th Percentile (Annual)	50th Percentile (Annual)	75th Percentile (Annual)	90th Percentile (Annual)
41-2021	Counter and Rental Clerks	330	13.55	\$13.20	\$27,462	5.35	\$8.43	\$9.07	\$11.32	\$14.49	\$23.83	\$17,531	\$18,869	\$23,546	\$30,141	\$49,568
41-2022	Parts Salespersons	120	17.36	\$19.07	\$39,663	4.45	\$11.04	\$14.59	\$17.69	\$23.89	\$28.56	\$22,953	\$30,338	\$36,798	\$49,690	\$59,400
41-2031	Retail Salespersons	2680	6.37	\$13.04	\$27,131	3.55	\$8.48	\$9.20	\$10.94	\$14.28	\$21.49	\$17,639	\$19,137	\$22,748	\$29,695	\$44,696
41-3011	Advertising Sales Agents	70	28.42	\$22.82	\$47,464	6.29	\$13.25	\$15.60	\$20.76	\$27.72	\$38.65	\$27,569	\$32,458	\$43,175	\$57,666	\$80,385
41-3021	Insurance Sales Agents	#	#	\$24.70	\$51,368	15.32	\$8.82	\$14.66	\$17.97	\$33.61	\$53.12	\$18,341	\$30,488	\$37,384	\$69,903	\$110,488
41-3031	Securities, Commodities, and Financial Services Sales Agents	100	23.34	\$31.50	\$65,518	12.97	\$14.23	\$16.50	\$19.11	\$49.62	\$65.26	\$29,591	\$34,320	\$39,755	\$103,206	\$135,745
41-3041	Travel Agents	10	42.93	\$12.80	\$26,616	6.45	\$9.77	\$10.63	\$11.97	\$15.51	\$17.62	\$20,319	\$22,102	\$24,899	\$32,257	\$36,651
41-3099	Sales Representatives, Services, All Other	410	24.66	#	#	#	#	#	#	#	#	#	#	#	#	#
41-4012	Sales Representatives, Wholesale and Manufacturing, Except Technical and Scientific Products	780	9.45	\$31.27	\$65,040	4.57	\$11.94	\$16.74	\$26.13	\$37.08	\$64.94	\$24,832	\$34,827	\$54,358	\$77,125	\$135,077
41-9022	Real Estate Sales Agents	120	32.92	#	#	#	#	#	#	#	#	#	#	#	#	#
41-9099	Sales and Related Workers, All Other	80	44.53	\$14.01	\$29,144	9.72	\$8.30	\$8.75	\$11.74	\$19.69	\$23.44	\$17,261	\$18,194	\$24,412	\$40,962	\$48,759
43-0000	Office and Administrative Support Occupations	8740	2.63	\$16.16	\$33,610	1.56	\$9.35	\$11.50	\$15.12	\$19.27	\$24.33	\$19,446	\$23,929	\$31,453	\$40,076	\$50,601
43-1011	First-Line Supervisors of Office and Administrative Support Workers	420	9.85	\$26.02	\$54,119	3.66	\$14.70	\$18.96	\$23.91	\$30.78	\$36.66	\$30,576	\$39,444	\$49,732	\$64,018	\$76,253
43-2011	Switchboard Operators, Including Answering Service	30	7.7	\$12.57	\$26,143	4.15	\$8.66	\$9.99	\$12.44	\$14.86	\$17.30	\$18,010	\$20,789	\$25,882	\$30,900	\$35,984
43-3011	Bill and Account Collectors	110	24.43	\$15.48	\$32,206	6.3	\$9.09	\$12.23	\$15.73	\$18.24	\$21.46	\$18,916	\$25,433	\$32,720	\$37,934	\$44,636
43-3021	Billing and Posting Clerks and Machine Operators	220	13.65	\$16.06	\$33,398	3.44	\$10.59	\$12.87	\$15.94	\$18.62	\$21.91	\$22,030	\$26,769	\$33,163	\$38,734	\$45,566
43-3031	Bookkeeping, Accounting, and Auditing Clerks	600	7.69	\$17.52	\$36,450	1.95	\$11.73	\$14.05	\$16.93	\$20.35	\$23.96	\$24,390	\$29,214	\$35,207	\$42,325	\$49,836
43-3051	Payroll and Timekeeping Clerks	40	18.69	\$21.19	\$44,073	3.02	\$15.69	\$19.00	\$20.72	\$22.99	\$28.85	\$32,626	\$39,530	\$43,093	\$47,824	\$60,016
43-3061	Procurement Clerks	20	17.68	\$19.83	\$41,255	2.84	\$15.83	\$17.14	\$18.86	\$21.97	\$26.55	\$32,933	\$35,651	\$39,231	\$45,700	\$55,222
43-3071	Tellers	270	9.49	\$12.24	\$25,456	3.68	\$9.96	\$10.62	\$11.72	\$13.54	\$14.80	\$20,709	\$22,087	\$24,384	\$28,154	\$30,785
43-3099	Financial Clerks, All Other	40	25.97	\$17.92	\$37,265	3.94	\$12.29	\$15.07	\$17.92	\$21.25	\$23.44	\$25,573	\$31,337	\$37,270	\$44,190	\$48,762
43-4031	Court, Municipal, and License Clerks	100	6.7	\$16.82	\$34,981	3.94	\$12.45	\$13.62	\$16.23	\$18.66	\$24.10	\$25,891	\$28,330	\$33,761	\$38,819	\$50,130
43-4051	Customer Service Representatives	#	#	\$15.79	\$32,842	3.84	\$10.05	\$11.92	\$14.57	\$18.17	\$22.82	\$20,901	\$24,786	\$30,300	\$37,786	\$47,471
43-4061	Eligibility Interviewers, Government Programs	70	0	\$17.56	\$36,520	3.67	\$15.25	\$16.00	\$17.17	\$18.42	\$21.45	\$31,717	\$33,274	\$35,712	\$38,306	\$44,622
43-4071	File Clerks	60	13.57	\$14.86	\$30,912	5.48	\$9.41	\$10.84	\$13.64	\$19.31	\$22.36	\$19,563	\$22,537	\$28,372	\$40,163	\$46,504
43-4081	Hotel, Motel, and Resort Desk Clerks	150	30.08	\$11.51	\$23,946	2.89	\$9.20	\$10.07	\$11.08	\$12.43	\$14.83	\$19,128	\$20,936	\$23,039	\$25,865	\$30,850
43-4111	Interviewers, Except Eligibility and Loan	110	37.47	\$16.13	\$33,560	3.7	\$12.07	\$13.17	\$15.00	\$18.52	\$22.43	\$25,113	\$27,393	\$31,200	\$38,523	\$46,659
43-4131	Loan Interviewers and Clerks	70	11.2	\$18.70	\$38,897	3.4	\$11.12	\$14.92	\$19.82	\$22.47	\$24.32	\$23,122	\$31,037	\$41,228	\$46,728	\$50,592
43-4141	New Accounts Clerks	70	21.87	\$15.93	\$33,127	4.73	\$10.21	\$12.01	\$14.71	\$18.15	\$25.62	\$21,230	\$24,987	\$30,606	\$37,758	\$53,298
43-4151	Order Clerks	70	38.53	\$14.12	\$29,370	14.31	\$8.48	\$9.19	\$12.95	\$19.50	\$22.25	\$17,630	\$19,116	\$26,932	\$40,555	\$46,280
43-4161	Human Resources Assistants, Except Payroll and Timekeeping	20	13.75	\$17.06	\$35,495	2.92	\$13.67	\$15.31	\$16.95	\$18.68	\$21.50	\$28,432	\$31,839	\$35,259	\$38,861	\$44,717
43-4171	Receptionists and Information Clerks	690	7.71	\$12.49	\$25,972	2.2	\$8.82	\$10.12	\$12.25	\$14.29	\$16.92	\$18,340	\$21,055	\$25,487	\$29,731	\$35,184
43-4181	Reservation and Transportation Ticket Agents and Travel Clerks	90	40.48	\$13.01	\$27,071	6.72	\$9.55	\$10.39	\$11.69	\$15.67	\$18.42	\$19,864	\$21,601	\$24,325	\$32,587	\$38,311
43-4199	Information and Record Clerks, All Other	190	16.15	\$18.49	\$38,468	2.99	\$12.09	\$15.01	\$18.11	\$21.47	\$23.87	\$25,149	\$31,223	\$37,661	\$44,654	\$49,649
43-5021	Couriers and Messengers	40	37.2	\$15.57	\$32,376	6.76	\$10.33	\$11.51	\$13.69	\$17.49	\$26.43	\$21,481	\$23,931	\$28,475	\$36,389	\$54,976
43-5031	Police, Fire, and Ambulance Dispatchers	40	3.38	\$25.29	\$52,601	4.53	\$21.44	\$23.86	\$25.81	\$27.75	\$28.92	\$44,595	\$49,633	\$53,681	\$57,726	\$60,153
43-5032	Dispatchers, Except Police, Fire, and Ambulance	70	16.69	\$17.86	\$37,159	8.3	\$9.56	\$10.96	\$15.78	\$22.27	\$29.31	\$19,888	\$22,789	\$32,820	\$46,318	\$60,974
43-5051	Postal Service Clerks	20	0	\$26.23	\$54,555	\$24.96	\$26.72	\$26.73	\$27.30	\$27.77	\$51,915	\$55,580	\$55,594	\$56,777	\$57,763	
43-5052	Postal Service Mail Carriers	130	0	\$24.27	\$50,490	\$16.59	\$19.94	\$26.20	\$27.51	\$28.08	\$34,501	\$41,469	\$44,501	\$57,214	\$58,416	
43-5053	Postal Service Mail Sorters, Processors, and Processing Machine Operators	100	0	\$21.40	\$44,517	\$13.26	\$15.27	\$24.90	\$26.21	\$26.22	\$27,588	\$31,752	\$51,789	\$54,525	\$54,536	
43-5061	Production, Planning, and Expediting Clerks	10	36.93	\$20.88	\$43,423	7.4	\$15.51	\$16.64	\$18.52	\$23.26	\$29.93	\$32,256	\$34,603	\$38,514	\$48,384	\$62,247
43-5071	Shipping, Receiving, and Traffic Clerks	220	18.28	\$14.63	\$30,440	4.64	\$8.87	\$10.39	\$13.73	\$18.66	\$22.11	\$18,453	\$21,619	\$28,559	\$38,808	\$45,995
43-5081	Stock Clerks and Order Fillers	640	9.75	\$13.41	\$27,900	2.23	\$8.80	\$10.01	\$12.63	\$15.86	\$18.79	\$18,304	\$20,829	\$26,274	\$32,994	\$39,079
43-6011	Executive Secretaries and Executive Administrative Assistants	170	11.57	\$23.26	\$48,387	3.4	\$14.56	\$19.17	\$21.43	\$26.76	\$35.57	\$30,292	\$39,876	\$44,570	\$55,657	\$73,989

Data unavailable

Occupational Code	Occupational Title	Employment Estimate	Employment Percentage Relative Standard Error	Average Hourly Wage	Average Annual Wage	Wage Percentage Relative Standard Error	10th Percentile (Hourly)	25th Percentile (Hourly)	50th Percentile (Hourly)	75th Percentile (Hourly)	90th Percentile (Hourly)	10th Percentile (Annual)	25th Percentile (Annual)	50th Percentile (Annual)	75th Percentile (Annual)	90th Percentile (Annual)
43-6012	Legal Secretaries	30	32.12	\$16.48	\$34,285	8.89	\$10.55	\$15.38	\$17.07	\$18.75	\$21.26	\$21,953	\$31,990	\$35,509	\$38,997	\$44,216
43-6013	Medical Secretaries	160	18.25	\$14.83	\$30,846	3.86	\$10.51	\$12.45	\$14.70	\$17.12	\$18.55	\$21,855	\$25,888	\$30,576	\$35,611	\$38,575
43-6014	Secretaries and Administrative Assistants, Except Legal, Medical,	1880	5.47	\$15.57	\$32,383	2.11	\$9.34	\$11.57	\$15.46	\$18.68	\$22.57	\$19,431	\$24,073	\$32,153	\$38,849	\$46,953
43-9021	Data Entry Keyers	60	15.53	\$11.42	\$23,760	2.81	\$8.87	\$9.91	\$10.98	\$12.41	\$15.05	\$18,444	\$20,605	\$22,847	\$25,817	\$31,302
43-9041	Insurance Claims and Policy Processing Clerks	20	47.14	\$15.99	\$33,263	2.68	\$13.19	\$14.96	\$16.30	\$17.61	\$18.39	\$27,440	\$31,122	\$33,909	\$36,621	\$38,249
43-9051	Mail Clerks and Mail Machine Operators, Except Postal Service	40	33.8	\$14.12	\$29,377	5.73	\$8.49	\$9.23	\$15.19	\$17.42	\$19.43	\$17,666	\$19,206	\$31,593	\$36,241	\$40,423
43-9061	Office Clerks, General	990	11.32	\$14.96	\$31,116	5.03	\$8.55	\$9.36	\$13.88	\$18.60	\$22.62	\$17,775	\$19,476	\$28,869	\$38,696	\$47,042
43-9071	Office Machine Operators, Except Computer	10	16.12	\$15.76	\$32,776	3.67	\$11.31	\$14.40	\$15.87	\$17.83	\$19.54	\$23,535	\$29,950	\$33,018	\$37,080	\$40,635
43-9199	Office and Administrative Support Workers, All Other	#	#	\$12.03	\$25,017	9.53	\$8.30	\$8.75	\$9.50	\$14.93	\$19.58	\$17,264	\$18,201	\$19,761	\$31,045	\$40,731
45-0000	Farming, Fishing, and Forestry Occupations	50	27.96	\$14.98	\$31,167	10.23	\$8.47	\$9.18	\$13.23	\$20.49	\$23.31	\$17,622	\$19,094	\$27,523	\$42,619	\$48,479
47-0000	Construction and Extraction Occupations	4430	7.61	\$21.61	\$44,940	3.39	\$12.38	\$14.90	\$19.48	\$25.88	\$34.54	\$25,741	\$30,992	\$40,517	\$53,826	\$71,849
47-1011	First-Line Supervisors of Construction Trades and Extraction Work	440	12.19	\$28.57	\$59,426	4.11	\$15.21	\$21.00	\$28.67	\$35.19	\$42.19	\$31,634	\$43,673	\$59,639	\$73,193	\$87,752
47-2031	Carpenters	210	29.04	\$24.54	\$51,035	15.52	\$15.04	\$16.97	\$20.92	\$26.81	\$49.82	\$31,292	\$35,297	\$43,511	\$55,766	\$103,617
47-2044	Tile and Marble Setters	#	#	\$18.46	\$38,396	4.78	\$12.95	\$14.69	\$17.76	\$21.20	\$23.38	\$26,937	\$30,554	\$36,944	\$44,104	\$48,637
47-2051	Cement Masons and Concrete Finishers	140	41.84	\$19.08	\$39,688	4.41	\$14.42	\$15.87	\$17.72	\$21.71	\$27.79	\$30,002	\$33,016	\$36,868	\$45,151	\$57,797
47-2061	Construction Laborers	720	15.66	\$15.25	\$31,718	3.32	\$10.88	\$12.41	\$14.13	\$17.34	\$21.48	\$22,634	\$25,822	\$29,400	\$36,063	\$44,670
47-2073	Operating Engineers and Other Construction Equipment Operators	300	13.75	\$20.85	\$43,378	5.26	\$13.19	\$15.24	\$20.42	\$24.53	\$28.60	\$27,442	\$31,701	\$42,465	\$51,023	\$59,487
47-2081	Drywall and Ceiling Tile Installers	#	#	\$23.25	\$48,365	10.32	\$16.37	\$19.97	\$24.55	\$27.13	\$28.69	\$34,055	\$41,548	\$51,060	\$56,441	\$59,669
47-2111	Electricians	310	12.58	\$18.37	\$38,213	9.61	\$10.30	\$11.55	\$16.87	\$22.35	\$30.36	\$21,415	\$24,022	\$35,079	\$46,484	\$63,158
47-2141	Painters, Construction and Maintenance	50	19.91	\$17.13	\$35,634	7.64	\$11.91	\$13.14	\$15.55	\$19.88	\$23.41	\$24,774	\$27,331	\$32,346	\$41,348	\$48,691
47-2151	Pipelayers	20	18.74	\$23.61	\$49,106	5.5	\$19.74	\$21.21	\$23.57	\$26.43	\$28.25	\$41,067	\$44,116	\$49,017	\$54,983	\$58,765
47-2152	Plumbers, Pipefitters, and Steamfitters	230	18.16	\$23.22	\$48,293	5.73	\$12.95	\$17.30	\$23.34	\$28.28	\$33.83	\$26,930	\$35,991	\$48,539	\$58,832	\$70,371
47-2211	Sheet Metal Workers	80	41.76	\$22.43	\$46,648	4.51	\$11.21	\$18.45	\$22.97	\$27.70	\$31.10	\$23,307	\$38,372	\$47,778	\$57,618	\$64,689
47-4011	Construction and Building Inspectors	30	20.95	\$24.63	\$51,227	7.91	\$9.20	\$24.03	\$25.90	\$28.52	\$31.07	\$19,139	\$49,973	\$53,868	\$59,329	\$64,627
47-4041	Hazardous Materials Removal Workers	#	#	\$19.16	\$39,844	4.09	\$15.56	\$16.69	\$18.58	\$21.67	\$23.62	\$32,366	\$34,720	\$38,643	\$45,072	\$49,120
47-4051	Highway Maintenance Workers	90	0	\$20.99	\$43,661	2.25	\$16.36	\$18.67	\$21.33	\$23.66	\$25.87	\$34,023	\$38,840	\$44,373	\$49,211	\$53,816
47-5013	Service Unit Operators, Oil, Gas, and Mining	850	27.05	\$24.85	\$51,680	7.37	\$15.68	\$18.92	\$22.47	\$29.62	\$38.66	\$32,618	\$39,344	\$46,730	\$61,611	\$80,421
47-5071	Roustabouts, Oil and Gas	390	32.59	\$19.50	\$40,564	5.06	\$12.77	\$14.64	\$18.59	\$23.05	\$28.46	\$26,554	\$30,445	\$38,675	\$47,940	\$59,195
49-0000	Installation, Maintenance, and Repair Occupations	3100	6.57	\$21.61	\$44,957	2.32	\$12.00	\$15.05	\$20.42	\$27.10	\$33.79	\$24,951	\$31,307	\$42,481	\$56,359	\$70,273
49-1011	First-Line Supervisors of Mechanics, Installers, and Repairers	200	15.76	\$31.70	\$65,938	3.33	\$19.66	\$24.63	\$31.73	\$36.80	\$45.32	\$40,899	\$51,238	\$65,989	\$76,549	\$94,264
49-2011	Computer, Automated Teller, and Office Machine Repairers	50	34.73	\$17.32	\$36,031	4.81	\$10.91	\$12.82	\$16.20	\$21.70	\$25.60	\$22,688	\$26,669	\$33,705	\$45,131	\$53,248
49-2022	Telecommunications Equipment Installers and Repairers, Except Line Installers	110	36.7	\$29.18	\$60,694	7.64	\$14.06	\$28.76	\$32.33	\$34.86	\$36.38	\$29,246	\$59,828	\$67,256	\$72,514	\$75,669
49-2094	Electrical and Electronics Repairers, Commercial and Industrial Equipment	20	27.45	\$23.98	\$49,878	5.42	\$19.59	\$20.64	\$22.39	\$25.99	\$28.52	\$40,740	\$42,927	\$46,571	\$54,051	\$59,319
49-2097	Electronic Home Entertainment Equipment Installers and Repairers	#	#	\$16.75	\$34,841	2.59	\$12.88	\$14.30	\$16.60	\$18.87	\$21.59	\$26,783	\$29,736	\$34,535	\$39,253	\$44,912
49-3021	Automotive Body and Related Repairers	50	18.55	\$24.11	\$50,148	6.21	\$11.60	\$20.03	\$25.03	\$28.20	\$30.23	\$24,121	\$41,666	\$52,052	\$58,660	\$62,879
49-3023	Automotive Service Technicians and Mechanics	330	13.19	\$21.98	\$45,725	6.45	\$10.25	\$13.98	\$21.04	\$28.16	\$35.06	\$21,319	\$29,071	\$43,767	\$58,578	\$72,933
49-3031	Bus and Truck Mechanics and Diesel Engine Specialists	190	25.4	\$20.93	\$43,543	3.34	\$14.09	\$16.48	\$20.14	\$25.30	\$29.03	\$29,310	\$34,271	\$41,891	\$52,631	\$60,373
49-3042	Mobile Heavy Equipment Mechanics, Except Engines	190	31.69	\$24.25	\$50,440	5.25	\$14.67	\$18.68	\$24.64	\$29.30	\$35.14	\$30,523	\$38,847	\$51,255	\$60,934	\$73,098
49-3052	Motorcycle Mechanics	#	#	\$18.82	\$39,146	6.03	\$14.73	\$16.79	\$19.14	\$21.46	\$22.84	\$30,644	\$34,921	\$39,821	\$44,629	\$47,513
49-3053	Outdoor Power Equipment and Other Small Engine Mechanics	30	48.82	\$15.00	\$31,200	6.52	\$10.10	\$11.79	\$13.39	\$14.91	\$26.17	\$21,014	\$24,531	\$27,855	\$31,008	\$54,423
49-3091	Bicycle Repairers	40	30.8	\$11.42	\$23,747	5.17	\$8.45	\$9.13	\$11.06	\$13.18	\$14.53	\$17,582	\$18,996	\$22,995	\$27,419	\$30,217

Data unavailable

Occupational Code	Occupational Title	Employment Estimate	Employment Percentage Relative Standard Error	Average Hourly Wage	Average Annual Wage	Wage Percentage Relative Standard Error	10th Percentile (Hourly)	25th Percentile (Hourly)	50th Percentile (Hourly)	75th Percentile (Hourly)	90th Percentile (Hourly)	10th Percentile (Annual)	25th Percentile (Annual)	50th Percentile (Annual)	75th Percentile (Annual)	90th Percentile (Annual)
49-3092	Recreational Vehicle Service Technicians	#	#	\$19.34	\$40,229	11.65	\$12.93	\$14.49	\$18.18	\$24.68	\$27.74	\$26,886	\$30,136	\$37,822	\$51,330	\$57,696
49-3093	Tire Repairers and Changers	130	12.48	\$14.19	\$29,507	4.27	\$10.90	\$12.41	\$13.67	\$15.01	\$18.89	\$22,681	\$25,813	\$28,437	\$31,212	\$39,291
49-9021	Heating, Air Conditioning, and Refrigeration Mechanics and Installers	150	24.34	\$22.89	\$47,605	7.86	\$15.13	\$17.45	\$23.15	\$27.41	\$29.87	\$31,468	\$36,306	\$48,142	\$57,021	\$62,133
49-9031	Home Appliance Repairers	50	23.39	\$15.49	\$32,212	10.48	\$9.03	\$10.56	\$13.78	\$18.05	\$26.92	\$18,779	\$21,967	\$28,656	\$37,553	\$56,001
49-9041	Industrial Machinery Mechanics	350	28.49	\$23.24	\$48,336	4.05	\$16.06	\$18.45	\$22.21	\$27.43	\$32.76	\$33,411	\$38,368	\$46,188	\$57,048	\$68,142
49-9051	Electrical Power-Line Installers and Repairers	40	46.68	\$38.15	\$79,357	7.75	\$18.45	\$38.27	\$41.32	\$44.04	\$45.54	\$38,376	\$79,602	\$85,943	\$91,604	\$94,729
49-9062	Medical Equipment Repairers	#	#	\$21.44	\$44,594	19.86	\$10.67	\$12.15	\$19.45	\$31.88	\$36.57	\$22,194	\$25,266	\$40,460	\$66,309	\$76,058
49-9071	Maintenance and Repair Workers, General	600	15.86	\$17.31	\$35,997	4.33	\$10.16	\$12.86	\$16.82	\$21.38	\$25.84	\$21,141	\$26,756	\$34,985	\$44,478	\$53,751
49-9094	Locksmiths and Safe Repairers	20	22.12	\$15.86	\$32,992	9.1	\$9.23	\$12.26	\$14.11	\$17.48	\$29.78	\$19,198	\$25,507	\$29,353	\$36,349	\$61,951
49-9098	Helpers—Installation, Maintenance, and Repair Workers	30	22.24	\$12.13	\$25,228	3.88	\$8.55	\$9.33	\$11.23	\$14.02	\$17.76	\$17,780	\$19,413	\$23,357	\$29,164	\$36,940
49-9099	Installation, Maintenance, and Repair Workers, All Other	130	16.68	\$19.84	\$41,271	3.81	\$11.21	\$14.97	\$19.34	\$25.02	\$28.52	\$23,321	\$31,135	\$40,219	\$52,039	\$59,312
51-0000	Production Occupations	2300	7.1	\$16.19	\$33,669	3.14	\$9.18	\$10.66	\$14.00	\$19.17	\$26.69	\$19,101	\$22,165	\$29,121	\$39,869	\$55,509
51-1011	First-Line Supervisors of Production and Operating Workers	160	24.64	\$27.76	\$57,737	4.59	\$17.61	\$21.24	\$26.24	\$31.10	\$42.35	\$36,628	\$44,179	\$54,580	\$64,697	\$88,090
51-2092	Team Assemblers	230	15.38	\$11.27	\$23,443	4.72	\$8.36	\$8.91	\$10.20	\$11.74	\$16.99	\$17,395	\$18,528	\$21,206	\$24,429	\$35,346
51-3011	Bakers	60	36.42	\$12.49	\$25,983	6.4	\$9.90	\$10.53	\$11.58	\$14.32	\$16.92	\$20,582	\$21,895	\$24,082	\$29,775	\$35,192
51-3021	Butchers and Meat Cutters	70	29.79	\$14.78	\$30,750	7.19	\$11.08	\$12.34	\$13.68	\$16.87	\$21.67	\$23,050	\$25,672	\$28,462	\$35,082	\$45,078
51-3099	Food Processing Workers, All Other	30	17.98	\$14.80	\$30,776	3.2	\$9.87	\$10.83	\$13.95	\$16.99	\$18.41	\$20,532	\$22,526	\$29,007	\$35,344	\$38,293
51-4011	Computer-Controlled Machine Tool Operators, Metal and Plastic	60	13.28	\$12.84	\$26,706	10.84	\$9.25	\$9.86	\$10.88	\$15.08	\$21.30	\$19,244	\$20,515	\$22,633	\$31,372	\$44,296
51-4031	Cutting, Punching, and Press Machine Setters, Operators, and Tenders, Metal and Plastic	10	47.41	\$17.07	\$35,504	6.87	\$12.64	\$13.82	\$15.85	\$18.11	\$26.44	\$26,291	\$28,737	\$32,965	\$37,675	\$54,995
51-4041	Machinists	140	35.69	\$14.64	\$30,441	6.96	\$10.13	\$11.19	\$13.51	\$16.76	\$20.30	\$21,080	\$23,282	\$28,106	\$34,854	\$42,230
51-4121	Welders, Cutters, Solderers, and Brazers	160	36.28	\$22.98	\$47,801	6.87	\$13.39	\$16.62	\$21.01	\$28.46	\$37.95	\$27,848	\$34,566	\$43,693	\$59,200	\$78,936
51-5112	Printing Press Operators	40	22.52	\$16.16	\$33,609	5.12	\$8.99	\$12.83	\$15.93	\$19.68	\$22.88	\$18,701	\$26,696	\$33,131	\$40,941	\$47,585
51-5113	Print Binding and Finishing Workers	10	25.86	\$11.90	\$24,762	6.14	\$8.49	\$9.21	\$11.08	\$14.62	\$17.16	\$17,649	\$19,162	\$23,039	\$30,411	\$35,686
51-6011	Laundry and Dry-Cleaning Workers	110	16.6	\$9.79	\$20,357	3.65	\$8.21	\$8.53	\$9.06	\$9.64	\$12.37	\$17,082	\$17,745	\$18,849	\$20,054	\$25,720
51-6021	Pressers, Textile, Garment, and Related Materials	70	23.02	\$10.16	\$21,127	2.64	\$8.43	\$9.06	\$10.15	\$11.22	\$11.88	\$17,525	\$18,854	\$21,115	\$23,336	\$24,710
51-6031	Sewing Machine Operators	50	22.48	\$12.14	\$25,259	3.09	\$9.18	\$10.40	\$12.09	\$13.74	\$14.73	\$19,086	\$21,634	\$25,153	\$28,585	\$30,644
51-7011	Cabinetmakers and Bench Carpenters	#	#	\$17.63	\$36,669	6.24	\$10.02	\$11.79	\$17.78	\$22.44	\$26.52	\$20,838	\$24,527	\$36,992	\$46,672	\$55,161
51-8031	Water and Wastewater Treatment Plant and System Operators	10	1.46	\$24.35	\$50,651	4.81	\$17.31	\$23.60	\$25.58	\$27.62	\$28.84	\$35,999	\$49,078	\$53,207	\$57,446	\$59,990
51-8093	Petroleum Pump System Operators, Refinery Operators, and Gaugers	10	48.27	\$34.38	\$71,504	13.63	\$25.02	\$27.12	\$35.13	\$42.30	\$45.35	\$52,033	\$56,414	\$73,064	\$87,989	\$94,337
51-9012	Separating, Filtering, Clarifying, Precipitating, and Still Machine Setters, Operators, and Tenders	#	#	\$21.30	\$44,296	5.19	\$13.31	\$15.11	\$17.42	\$29.59	\$34.80	\$27,684	\$31,437	\$36,237	\$61,540	\$72,384
51-9061	Inspectors, Testers, Sorters, Samplers, and Weighers	60	16.03	\$17.05	\$35,460	3.43	\$12.18	\$13.42	\$15.85	\$18.49	\$23.30	\$25,342	\$27,909	\$32,970	\$38,462	\$48,461
51-9081	Dental Laboratory Technicians	40	41.32	\$23.07	\$47,982	11.8	\$15.69	\$17.84	\$21.02	\$30.39	\$35.49	\$32,641	\$37,108	\$43,722	\$63,208	\$73,815
51-9083	Ophthalmic Laboratory Technicians	20	38.73	\$14.40	\$29,949	12.61	\$9.60	\$10.63	\$12.73	\$16.56	\$24.86	\$19,963	\$22,112	\$26,484	\$34,445	\$51,717
51-9111	Packaging and Filling Machine Operators and Tenders	#	#	\$11.02	\$22,931	8.27	\$8.48	\$9.20	\$10.45	\$11.72	\$14.39	\$17,641	\$19,144	\$21,731	\$24,377	\$29,935
51-9121	Coating, Painting, and Spraying Machine Setters, Operators, and Tenders	20	39.93	\$16.81	\$34,968	5.86	\$12.71	\$13.96	\$16.46	\$19.55	\$22.32	\$26,428	\$29,027	\$34,229	\$40,672	\$46,418
51-9122	Painters, Transportation Equipment	90	31.3	\$19.80	\$41,194	8.54	\$11.53	\$15.77	\$18.21	\$22.50	\$28.12	\$23,981	\$32,797	\$37,876	\$46,806	\$58,498
51-9198	Helpers—Production Workers	180	22.88	\$13.39	\$27,854	5.44	\$9.67	\$10.67	\$12.85	\$16.15	\$18.09	\$20,124	\$22,203	\$26,721	\$33,602	\$37,621
53-0000	Transportation and Material Moving Occupations	3650	6.68	\$17.14	\$35,657	2.99	\$9.12	\$11.10	\$15.39	\$21.52	\$27.87	\$18,971	\$23,087	\$32,002	\$44,755	\$57,968
53-1021	First-Line Supervisors of Helpers, Laborers, and Material Movers	30	20.63	\$24.19	\$50,305	6.28	\$16.09	\$18.31	\$23.86	\$28.38	\$35.15	\$33,457	\$38,094	\$49,628	\$59,038	\$73,112
53-1031	First-Line Supervisors of Transportation and Material-Moving Mach	100	17.34	\$27.39	\$56,969	5.86	\$15.01	\$19.30	\$23.85	\$34.40	\$42.84	\$31,212	\$40,149	\$49,599	\$71,561	\$89,101
53-2012	Commercial Pilots	10	35.64	#	\$89,694	15.1	#	#	#	#	#	\$41,942	\$51,132	\$71,105	\$106,221	\$181,357

Data unavailable

Occupational Code	Occupational Title	Employment Estimate	Employment Percentage Relative Standard Error	Average Hourly Wage	Average Annual Wage	Wage Percentage Relative Standard Error	10th Percentile (Hourly)	25th Percentile (Hourly)	50th Percentile (Hourly)	75th Percentile (Hourly)	90th Percentile (Hourly)	10th Percentile (Annual)	25th Percentile (Annual)	50th Percentile (Annual)	75th Percentile (Annual)	90th Percentile (Annual)
53-3022	Bus Drivers, School or Special Client	90	36.03	\$11.88	\$24,716	4.84	\$9.93	\$10.53	\$11.53	\$13.28	\$14.60	\$20,660	\$21,907	\$23,985	\$27,618	\$30,373
53-3031	Driver/Sales Workers	150	25.14	\$13.27	\$27,601	5.31	\$8.49	\$9.22	\$11.15	\$17.29	\$20.62	\$17,653	\$19,172	\$23,190	\$35,960	\$42,895
53-3032	Heavy and Tractor-Trailer Truck Drivers	1070	13.59	\$21.32	\$44,351	4.84	\$13.23	\$16.02	\$20.72	\$25.28	\$29.51	\$27,521	\$33,317	\$43,100	\$52,584	\$61,385
53-3033	Light Truck or Delivery Services Drivers	470	14.42	\$16.46	\$34,240	5.29	\$8.87	\$11.16	\$15.96	\$20.15	\$23.78	\$18,460	\$23,222	\$33,200	\$41,916	\$49,469
53-3041	Taxi Drivers and Chauffeurs	70	30.59	\$10.85	\$22,573	9.6	\$8.28	\$8.69	\$9.37	\$13.19	\$14.54	\$17,213	\$18,071	\$19,499	\$27,439	\$30,235
53-3099	Motor Vehicle Operators, All Other	#	#	\$13.80	\$28,712	12.84	\$8.43	\$9.06	\$15.13	\$17.43	\$19.51	\$17,525	\$18,852	\$31,473	\$36,251	\$40,579
53-6021	Parking Lot Attendants	#	#	\$9.13	\$18,983	4.19	\$8.20	\$8.50	\$9.00	\$9.49	\$10.70	\$17,055	\$17,679	\$18,717	\$19,736	\$22,259
53-6031	Automotive and Watercraft Service Attendants	80	21.52	\$12.40	\$25,800	5.12	\$8.90	\$9.95	\$11.42	\$13.86	\$17.34	\$18,507	\$20,689	\$23,760	\$28,836	\$36,059
53-7051	Industrial Truck and Tractor Operators	100	16.58	\$15.47	\$32,185	6.99	\$10.10	\$11.80	\$15.44	\$18.12	\$21.37	\$20,999	\$24,538	\$32,109	\$37,686	\$44,445
53-7061	Cleaners of Vehicles and Equipment	#	#	\$12.10	\$25,161	8.22	\$9.31	\$9.91	\$11.00	\$13.29	\$17.66	\$19,371	\$20,615	\$22,881	\$27,641	\$36,723
53-7062	Laborers and Freight, Stock, and Material Movers, Hand	730	12.15	\$12.14	\$25,248	2.71	\$8.62	\$9.61	\$11.49	\$13.96	\$16.93	\$17,925	\$19,982	\$23,890	\$29,027	\$35,212
53-7064	Packers and Packagers, Hand	90	17.91	\$10.25	\$21,319	6.25	\$8.25	\$8.62	\$9.24	\$10.82	\$13.91	\$17,155	\$17,929	\$19,217	\$22,506	\$28,927
53-7081	Refuse and Recyclable Material Collectors	60	49.53	\$20.13	\$41,880	11.44	\$10.68	\$15.65	\$19.91	\$26.28	\$28.58	\$22,209	\$32,546	\$41,418	\$54,666	\$59,438

Data unavailable

Occupational Code	Occupational Title	Employment Estimate	Employment Percentage Relative Standard Error	Average Hourly Wage	Average Annual Wage	Wage Percentage Relative Standard Error	10th Percentile (Hourly)	25th Percentile (Hourly)	50th Percentile (Hourly)	75th Percentile (Hourly)	90th Percentile (Hourly)	10th Percentile (Annual)	25th Percentile (Annual)	50th Percentile (Annual)	75th Percentile (Annual)	90th Percentile (Annual)
00-0000	Total all occupations	93760	3.11	\$20.57	\$42,795	1.78	\$9.13	\$11.83	\$17.04	\$24.37	\$35.40	\$18,989	\$24,605	\$35,452	\$50,684	\$73,633
11-0000	Management Occupations	2810	5.18	\$50.36	\$104,750	2.11	\$21.15	\$30.19	\$43.69	\$61.37	\$89.88	\$43,988	\$62,791	\$90,869	\$127,653	\$186,948
11-1011	Chief Executives	40	23.87	\$68.97	\$143,459	6.94	\$41.10	\$46.42	\$62.87	\$72.44	\$100.00	\$85,479	\$96,562	\$130,763	\$150,680	\$208,000
11-1021	General and Operations Managers	1260	5.23	\$50.50	\$105,036	3.54	\$17.50	\$25.56	\$42.49	\$61.64	\$93.78	\$36,396	\$53,155	\$88,385	\$128,206	\$195,068
11-1031	Legislators	30	38.47	#	\$50,177	23.62	#	#	#	#	#	\$17,450	\$18,665	\$52,384	\$80,733	\$92,799
11-2021	Marketing Managers	30	34.49	\$71.71	\$149,151	5.37	\$47.34	\$62.13	\$71.53	\$84.00	\$94.64	\$98,475	\$129,224	\$148,776	\$174,728	\$196,843
11-2022	Sales Managers	130	21.08	\$68.29	\$142,040	13.92	\$29.29	\$38.78	\$61.48	\$83.13	\$100.00	\$60,933	\$80,667	\$127,874	\$172,903	\$208,000
11-2031	Public Relations and Fundraising Managers	20	32.89	\$61.37	\$127,650	10.58	\$34.41	\$48.57	\$60.45	\$71.90	\$78.93	\$71,581	\$101,023	\$125,726	\$149,555	\$164,176
11-3011	Administrative Services Managers	40	29.71	\$41.17	\$85,642	8.07	\$17.75	\$31.90	\$40.66	\$48.92	\$67.18	\$36,922	\$66,346	\$84,579	\$101,761	\$139,728
11-3021	Computer and Information Systems Managers	40	14.79	\$67.75	\$140,911	6.43	\$41.01	\$50.13	\$66.97	\$80.52	\$92.03	\$85,311	\$104,269	\$139,307	\$167,476	\$191,426
11-3031	Financial Managers	100	13.6	\$66.80	\$138,938	8.01	\$31.17	\$44.41	\$58.97	\$81.41	\$93.80	\$64,839	\$92,378	\$122,653	\$169,323	\$195,103
11-3051	Industrial Production Managers	60	10.96	\$49.28	\$102,511	8.67	\$31.23	\$36.14	\$42.02	\$51.05	\$70.22	\$64,956	\$75,173	\$87,395	\$106,175	\$146,062
11-3061	Purchasing Managers	20	28.45	\$48.58	\$101,038	5.16	\$33.14	\$41.06	\$50.18	\$57.58	\$65.95	\$68,932	\$85,395	\$104,371	\$119,757	\$137,174
11-3071	Transportation, Storage, and Distribution Managers	40	29.41	\$46.64	\$97,013	4.57	\$30.72	\$36.29	\$44.61	\$53.86	\$63.01	\$63,890	\$75,473	\$92,799	\$112,029	\$131,069
11-3121	Human Resources Managers	40	17.18	\$58.00	\$120,634	9.38	\$31.29	\$39.97	\$50.73	\$76.31	\$91.98	\$65,076	\$83,138	\$105,508	\$158,727	\$191,316
11-9021	Construction Managers	190	25.75	\$39.10	\$81,328	6.2	\$24.82	\$27.60	\$34.50	\$46.31	\$65.07	\$51,630	\$57,404	\$71,765	\$96,321	\$135,350
11-9031	Education Administrators, Preschool and Childcare Center/Program	#	#	\$16.70	\$34,744	6.08	\$12.43	\$13.24	\$14.58	\$20.94	\$22.61	\$25,862	\$27,539	\$30,333	\$43,561	\$47,026
11-9032	Education Administrators, Elementary and Secondary School	200	1.31	#	\$83,611	1.83	#	#	#	#	#	\$63,421	\$71,306	\$83,736	\$95,534	\$111,871
11-9041	Architectural and Engineering Managers	80	32.84	\$71.79	\$149,331	3.99	\$51.08	\$60.09	\$68.52	\$78.76	\$93.72	\$106,247	\$124,983	\$142,525	\$163,825	\$194,932
11-9051	Food Service Managers	#	#	\$31.60	\$65,721	4.46	\$17.94	\$24.06	\$26.78	\$29.69	\$48.99	\$37,311	\$50,049	\$55,706	\$61,749	\$101,905
11-9111	Medical and Health Services Managers	100	33.01	\$58.98	\$122,677	15.72	\$25.82	\$34.28	\$44.44	\$57.73	\$91.81	\$53,711	\$71,301	\$92,429	\$120,078	\$190,966
11-9131	Postmasters and Mail Superintendents	20	0	\$33.31	\$69,278		\$25.15	\$28.70	\$34.92	\$37.33	\$39.76	\$52,303	\$59,701	\$72,639	\$77,644	\$82,699
11-9141	Property, Real Estate, and Community Association Managers	30	36.48	\$29.70	\$61,783	14.95	\$13.85	\$18.21	\$27.43	\$31.13	\$43.35	\$28,803	\$37,870	\$57,055	\$64,749	\$90,176
11-9151	Social and Community Service Managers	30	20.16	\$41.61	\$86,538	4.79	\$26.23	\$29.82	\$38.27	\$51.04	\$62.18	\$54,561	\$62,016	\$79,611	\$106,164	\$129,333
11-9199	Managers, All Other	170	24.82	\$48.26	\$100,384	3.95	\$31.02	\$36.44	\$49.78	\$58.66	\$69.89	\$64,527	\$75,789	\$103,548	\$122,019	\$145,365
13-0000	Business and Financial Operations Occupations	3860	10.25	\$32.35	\$67,288	2.13	\$16.50	\$22.47	\$29.39	\$38.61	\$49.62	\$34,317	\$46,733	\$61,140	\$80,317	\$103,200
13-1022	Wholesale and Retail Buyers, Except Farm Products	#	#	\$23.72	\$49,335	8	\$15.21	\$16.58	\$19.45	\$33.07	\$37.08	\$31,645	\$34,486	\$40,451	\$68,782	\$77,124
13-1023	Purchasing Agents, Except Wholesale, Retail, and Farm Products	190	17.23	\$25.39	\$52,803	3.32	\$16.03	\$17.72	\$24.71	\$31.28	\$37.90	\$33,349	\$36,855	\$51,387	\$65,053	\$78,830
13-1041	Compliance Officers, Except Agriculture, Construction, Health and Safety, and Transportation	130	33.43	\$28.61	\$59,513	5.02	\$16.99	\$22.80	\$27.77	\$32.90	\$39.23	\$35,333	\$47,433	\$57,753	\$68,426	\$81,590
13-1051	Cost Estimators	310	17.33	\$28.87	\$60,052	7.25	\$11.64	\$20.80	\$28.01	\$36.90	\$44.67	\$24,218	\$43,257	\$58,268	\$76,754	\$92,924
13-1071	Human Resources Specialists	190	13.78	\$29.24	\$60,815	2.03	\$19.36	\$22.25	\$28.45	\$34.71	\$42.87	\$40,261	\$46,272	\$59,169	\$72,203	\$89,176
13-1081	Logisticians	60	29.22	\$36.34	\$75,589	4.37	\$21.23	\$24.68	\$31.08	\$46.90	\$61.75	\$44,152	\$51,332	\$64,655	\$97,559	\$128,446
13-1111	Management Analysts	90	19.11	\$65.45	\$136,126	22.23	\$24.56	\$38.41	\$49.35	\$91.81	\$95.24	\$51,085	\$79,884	\$102,644	\$190,966	\$198,106
13-1121	Meeting, Convention, and Event Planners	#	#	\$18.67	\$38,836	10.02	\$12.59	\$13.85	\$16.46	\$21.14	\$31.18	\$26,186	\$28,804	\$34,244	\$43,961	\$64,857
13-1131	Fundraisers	20	25.39	\$24.24	\$50,411	9.81	\$15.13	\$16.81	\$22.73	\$32.62	\$36.35	\$31,469	\$34,971	\$47,275	\$67,853	\$75,602
13-1141	Compensation, Benefits, and Job Analysis Specialists	20	15.23	\$26.79	\$55,726	13.87	\$16.03	\$17.44	\$22.57	\$35.89	\$46.27	\$33,352	\$36,282	\$46,935	\$74,657	\$96,245
13-1151	Training and Development Specialists	120	17.76	\$25.85	\$53,765	4.89	\$14.17	\$19.24	\$22.91	\$31.52	\$41.28	\$29,471	\$40,013	\$47,659	\$65,557	\$85,866
13-1161	Market Research Analysts and Marketing Specialists	220	15.18	\$30.99	\$64,451	6.76	\$11.48	\$20.64	\$31.44	\$40.54	\$48.40	\$23,878	\$42,938	\$65,397	\$84,319	\$100,679
13-1199	Business Operations Specialists, All Other	790	8.29	\$32.54	\$67,690	3.47	\$15.95	\$22.68	\$30.68	\$39.14	\$49.96	\$33,176	\$47,180	\$63,812	\$81,408	\$103,915
13-2011	Accountants and Auditors	770	8.16	\$34.45	\$71,649	4.07	\$18.58	\$23.19	\$29.66	\$41.41	\$56.73	\$38,636	\$48,226	\$61,697	\$86,143	\$117,991
13-2031	Budget Analysts	20	47.1	\$39.09	\$81,310	3.26	\$28.55	\$33.00	\$39.46	\$45.18	\$51.92	\$59,387	\$68,644	\$82,075	\$93,980	\$107,995
13-2041	Credit Analysts	20	23.24	\$28.79	\$59,892	3.91	\$13.28	\$23.97	\$27.59	\$35.31	\$46.04	\$27,624	\$49,855	\$57,393	\$73,445	\$95,765
13-2051	Financial Analysts	20	47.37	\$53.65	\$111,594	9.83	\$37.33	\$44.47	\$55.98	\$64.76	\$70.19	\$77,653	\$92,495	\$116,447	\$134,699	\$145,988
13-2052	Personal Financial Advisors	#	#	\$39.47	\$82,090	25.47	\$13.15	\$14.94	\$23.72	\$43.46	\$92.02	\$27,342	\$31,085	\$49,328	\$90,396	\$191,398

Data unavailable

Occupational Code	Occupational Title	Employment Estimate	Employment Percentage Relative Standard Error	Average Hourly Wage	Average Annual Wage	Wage Percentage Relative Standard Error	10th Percentile (Hourly)	25th Percentile (Hourly)	50th Percentile (Hourly)	75th Percentile (Hourly)	90th Percentile (Hourly)	10th Percentile (Annual)	25th Percentile (Annual)	50th Percentile (Annual)	75th Percentile (Annual)	90th Percentile (Annual)
13-2072	Loan Officers	110	44.25	\$34.93	\$72,656	7.76	\$18.15	\$25.21	\$32.87	\$45.75	\$54.86	\$37,748	\$52,446	\$68,362	\$95,162	\$114,105
13-2082	Tax Preparers	50	33.73	\$18.93	\$39,379	6.06	\$10.56	\$12.92	\$17.95	\$24.72	\$28.98	\$21,958	\$26,878	\$37,334	\$51,408	\$60,286
13-2099	Financial Specialists, All Other	50	38.84	\$31.81	\$66,171	13.14	\$8.87	\$24.61	\$31.83	\$41.81	\$48.16	\$18,448	\$51,185	\$66,204	\$86,966	\$100,183
15-0000	Computer and Mathematical Occupations	870	11.46	\$32.36	\$67,319	3.14	\$17.10	\$22.62	\$30.61	\$40.38	\$51.79	\$35,561	\$47,058	\$63,663	\$83,983	\$107,719
15-1121	Computer Systems Analysts	60	36.92	\$39.78	\$82,751	3.68	\$25.41	\$30.81	\$39.77	\$47.12	\$56.67	\$52,846	\$64,079	\$82,721	\$98,000	\$117,881
15-1122	Information Security Analysts	10	25.08	\$36.43	\$75,768	6.53	\$16.31	\$29.39	\$36.63	\$49.20	\$54.57	\$33,917	\$61,128	\$76,195	\$102,331	\$113,505
15-1131	Computer Programmers	70	19.79	\$28.95	\$60,218	14.89	\$11.17	\$18.51	\$32.67	\$37.59	\$43.08	\$23,242	\$38,500	\$67,946	\$78,194	\$89,597
15-1132	Software Developers, Applications	110	22.86	\$42.10	\$87,558	4.61	\$23.91	\$32.83	\$41.35	\$50.51	\$59.71	\$49,738	\$68,285	\$86,009	\$105,063	\$124,199
15-1133	Software Developers, Systems Software	40	49.87	\$35.81	\$74,484	16.63	\$15.75	\$18.74	\$36.75	\$44.56	\$60.23	\$32,761	\$38,974	\$76,437	\$92,695	\$125,281
15-1134	Web Developers	20	24.93	\$22.72	\$47,260	13.9	\$8.68	\$12.49	\$22.76	\$30.71	\$40.12	\$18,063	\$25,986	\$47,345	\$63,885	\$83,456
15-1141	Database Administrators	30	33.96	\$39.54	\$82,245	4.21	\$25.56	\$31.72	\$40.58	\$46.01	\$54.23	\$53,160	\$65,981	\$84,416	\$95,699	\$112,792
15-1142	Network and Computer Systems Administrators	210	16.04	\$35.88	\$74,627	5.72	\$24.05	\$27.27	\$32.67	\$40.66	\$59.60	\$50,020	\$56,724	\$67,946	\$84,581	\$123,974
15-1151	Computer User Support Specialists	220	9.66	\$22.03	\$45,819	2.27	\$14.22	\$17.29	\$21.28	\$25.88	\$30.82	\$29,569	\$35,967	\$44,264	\$53,822	\$64,102
15-1152	Computer Network Support Specialists	40	40.66	\$25.24	\$52,497	4.95	\$20.06	\$21.46	\$23.79	\$27.66	\$30.00	\$41,715	\$44,627	\$49,484	\$57,524	\$62,393
15-1199	Computer Occupations, All Other	10	9.55	\$34.79	\$72,359	4.48	\$23.73	\$26.85	\$33.03	\$40.16	\$52.62	\$49,349	\$55,845	\$68,705	\$83,529	\$109,440
17-0000	Architecture and Engineering Occupations	1350	17.35	\$38.52	\$80,126	2.5	\$20.29	\$26.62	\$35.50	\$47.15	\$58.61	\$42,195	\$55,374	\$73,841	\$98,072	\$121,909
17-1021	Cartographers and Photogrammetrists	20	44.94	\$38.08	\$79,197	6.27	\$30.25	\$32.18	\$37.97	\$44.65	\$51.73	\$62,927	\$66,944	\$78,969	\$92,868	\$107,589
17-1022	Surveyors	40	9.71	\$24.14	\$50,207	6.36	\$13.78	\$17.11	\$22.87	\$29.18	\$38.57	\$28,657	\$35,589	\$47,564	\$60,686	\$80,236
17-2041	Chemical Engineers	20	47.81	\$38.67	\$80,429	4.15	\$19.28	\$27.53	\$36.69	\$51.87	\$60.49	\$40,094	\$57,253	\$76,306	\$107,896	\$125,829
17-2051	Civil Engineers	240	20.46	\$39.62	\$82,411	4.07	\$23.39	\$29.83	\$40.34	\$48.50	\$57.04	\$48,654	\$62,039	\$83,916	\$100,873	\$118,633
17-2071	Electrical Engineers	#	#	\$45.15	\$93,917	4.7	\$31.21	\$36.59	\$43.95	\$52.70	\$58.79	\$64,925	\$76,113	\$91,420	\$109,613	\$122,293
17-2111	Health and Safety Engineers, Except Mining Safety Engineers and Inspectors	20	34.32	\$40.36	\$83,943	8.32	\$21.17	\$30.96	\$42.03	\$49.97	\$57.84	\$44,034	\$64,395	\$87,415	\$103,938	\$120,301
17-2112	Industrial Engineers	140	21.57	\$37.91	\$78,858	8.1	\$22.55	\$27.36	\$34.67	\$44.56	\$55.17	\$46,897	\$56,902	\$72,112	\$92,682	\$114,758
17-2141	Mechanical Engineers	130	35.34	\$38.17	\$79,388	2.95	\$25.31	\$31.37	\$36.90	\$45.34	\$54.40	\$52,643	\$65,249	\$76,760	\$94,308	\$113,151
17-2171	Petroleum Engineers	#	#	\$75.35	\$156,725	10.43	\$50.04	\$54.79	\$64.20	\$87.97	\$100.00	\$104,078	\$113,972	\$133,528	\$182,988	\$208,000
17-2199	Engineers, All Other	#	#	\$44.81	\$93,209	4.76	\$20.80	\$28.46	\$47.15	\$57.59	\$68.50	\$43,271	\$59,195	\$98,077	\$119,781	\$142,483
17-3011	Architectural and Civil Drafters	30	21.93	\$25.00	\$52,003	4.05	\$18.04	\$20.99	\$25.09	\$28.15	\$30.16	\$37,518	\$43,653	\$52,178	\$58,548	\$62,740
17-3013	Mechanical Drafters	50	32.68	\$25.23	\$52,470	7.45	\$15.66	\$19.16	\$25.40	\$31.19	\$35.69	\$32,583	\$39,846	\$52,828	\$64,872	\$74,240
17-3022	Civil Engineering Technicians	20	13.52	\$25.83	\$53,734	4.09	\$20.38	\$22.00	\$24.88	\$28.04	\$30.53	\$42,395	\$45,767	\$51,744	\$58,322	\$63,492
17-3023	Electrical and Electronics Engineering Technicians	40	21.13	\$31.96	\$66,482	2.34	\$26.83	\$29.11	\$31.96	\$34.49	\$36.90	\$55,815	\$60,556	\$66,483	\$71,749	\$76,755
17-3026	Industrial Engineering Technicians	30	49.92	\$28.82	\$59,947	5	\$18.73	\$23.54	\$28.98	\$34.60	\$38.02	\$38,958	\$48,968	\$60,281	\$71,964	\$79,088
17-3027	Mechanical Engineering Technicians	40	38.47	\$28.29	\$58,834	8.05	\$14.52	\$18.04	\$27.47	\$36.73	\$45.52	\$30,196	\$37,516	\$57,146	\$76,398	\$94,676
17-3031	Surveying and Mapping Technicians	40	13.89	\$22.98	\$47,807	6.35	\$16.24	\$19.12	\$21.61	\$24.95	\$29.22	\$33,788	\$39,769	\$44,951	\$51,896	\$60,788
19-0000	Life, Physical, and Social Science Occupations	580	11.67	\$28.10	\$58,444	3.67	\$15.02	\$19.59	\$25.75	\$34.48	\$44.66	\$31,250	\$40,741	\$53,551	\$71,710	\$92,891
19-1013	Soil and Plant Scientists	20	38.15	\$24.02	\$49,952	9.15	\$19.71	\$21.08	\$23.37	\$27.31	\$29.22	\$40,988	\$43,845	\$48,606	\$56,803	\$60,784
19-1031	Conservation Scientists	10	16.56	\$34.92	\$72,634	3.09	\$24.72	\$25.14	\$37.89	\$41.18	\$45.61	\$51,419	\$52,286	\$78,820	\$85,651	\$94,871
19-2031	Chemists	40	29.22	\$30.69	\$63,828	17.7	\$15.51	\$17.56	\$24.99	\$37.67	\$65.06	\$32,261	\$36,526	\$51,984	\$78,347	\$135,326
19-2041	Environmental Scientists and Specialists, Including Health	80	42.24	\$25.77	\$53,595	9.03	\$19.91	\$21.04	\$22.92	\$28.90	\$36.36	\$41,408	\$43,756	\$47,670	\$60,111	\$75,629
19-2042	Geoscientists, Except Hydrologists and Geographers	#	#	\$41.94	\$87,243	4.6	\$34.74	\$38.73	\$42.22	\$45.70	\$50.14	\$72,265	\$80,553	\$87,809	\$95,065	\$104,281
19-3031	Clinical, Counseling, and School Psychologists	80	15.14	\$33.47	\$69,607	4.85	\$22.79	\$27.74	\$32.98	\$38.59	\$48.02	\$47,398	\$57,705	\$68,594	\$80,262	\$99,887
19-3051	Urban and Regional Planners	30	48.11	\$35.79	\$74,451	1.9	\$24.95	\$28.45	\$34.64	\$43.04	\$51.15	\$51,898	\$59,170	\$72,059	\$89,533	\$106,392
19-4031	Chemical Technicians	70	32.23	\$22.43	\$46,645	6.48	\$12.54	\$15.55	\$21.99	\$29.36	\$34.10	\$26,083	\$32,346	\$45,749	\$61,078	\$70,929
19-4041	Geological and Petroleum Technicians	50	38.77	\$23.22	\$48,299	13.89	\$13.85	\$15.88	\$18.39	\$27.13	\$41.56	\$28,806	\$33,020	\$38,258	\$56,440	\$86,437
19-4091	Environmental Science and Protection Technicians, Including Health	30	11.9	\$24.22	\$50,373	3.44	\$18.38	\$21.29	\$24.87	\$26.40	\$29.92	\$38,237	\$44,287	\$51,731	\$54,909	\$62,242
19-4093	Forest and Conservation Technicians	20	49.64	\$24.73	\$51,432	5.61	\$16.32	\$21.64	\$25.92	\$28.01	\$29.63	\$33,941	\$45,018	\$53,906	\$58,259	\$61,641
19-4099	Life, Physical, and Social Science Technicians, All Other	20	17.17	\$18.36	\$38,183	2.76	\$12.49	\$14.04	\$17.57	\$21.82	\$26.04	\$25,989	\$29,198	\$36,544	\$45,390	\$54,165

Data unavailable

Occupational Code	Occupational Title	Employment Estimate	Employment Percentage Relative Standard Error	Average Hourly Wage	Average Annual Wage	Wage Percentage Relative Standard Error	10th Percentile (Hourly)	25th Percentile (Hourly)	50th Percentile (Hourly)	75th Percentile (Hourly)	90th Percentile (Hourly)	10th Percentile (Annual)	25th Percentile (Annual)	50th Percentile (Annual)	75th Percentile (Annual)	90th Percentile (Annual)
21-0000	Community and Social Services Occupations	1070	7.94	\$22.13	\$46,033	3.33	\$11.77	\$16.13	\$21.59	\$27.28	\$34.23	\$24,490	\$33,548	\$44,911	\$56,732	\$71,208
21-1011	Substance Abuse and Behavioral Disorder Counselors	30	26.01	\$18.92	\$39,356	11.19	\$8.41	\$9.02	\$20.37	\$25.74	\$29.61	\$17,489	\$18,762	\$42,372	\$53,533	\$61,581
21-1012	Educational, Guidance, School, and Vocational Counselors	170	15.76	\$23.08	\$48,008	1.69	\$16.86	\$19.33	\$22.10	\$26.38	\$30.03	\$35,079	\$40,204	\$45,974	\$54,864	\$62,455
21-1014	Mental Health Counselors	40	30.31	\$18.74	\$38,983	7.27	\$8.43	\$9.07	\$20.11	\$25.08	\$29.00	\$17,529	\$18,863	\$41,833	\$52,161	\$60,330
21-1015	Rehabilitation Counselors	#	#	\$21.09	\$43,859	4.51	\$12.94	\$14.69	\$17.99	\$24.10	\$38.74	\$26,915	\$30,563	\$37,426	\$50,128	\$80,572
21-1021	Child, Family, and School Social Workers	210	5.02	\$23.17	\$48,188	8.59	\$11.86	\$16.10	\$24.32	\$29.24	\$34.45	\$24,670	\$33,494	\$50,579	\$60,825	\$71,649
21-1022	Healthcare Social Workers	130	17.19	\$22.26	\$46,295	5.2	\$14.67	\$17.95	\$21.20	\$25.78	\$32.55	\$30,523	\$37,332	\$44,093	\$53,615	\$67,705
21-1029	Social Workers, All Other	50	21.81	\$20.35	\$42,322	13.07	\$12.35	\$13.24	\$14.71	\$28.33	\$34.33	\$25,693	\$27,531	\$30,595	\$58,924	\$71,405
21-1091	Health Educators	50	23.24	\$23.88	\$49,665	5.24	\$15.72	\$18.57	\$23.89	\$28.33	\$34.07	\$32,692	\$38,630	\$49,692	\$58,921	\$70,873
21-1092	Probation Officers and Correctional Treatment Specialists	110	9.41	\$26.92	\$55,990	2.5	\$21.34	\$21.69	\$23.86	\$29.49	\$38.50	\$44,394	\$45,113	\$49,630	\$61,349	\$80,086
21-1093	Social and Human Service Assistants	90	16.27	\$12.36	\$25,700	7.16	\$8.40	\$8.99	\$10.48	\$15.99	\$19.18	\$17,466	\$18,705	\$21,793	\$33,253	\$39,894
21-1094	Community Health Workers	20	41.64	\$16.87	\$35,094	3.15	\$12.56	\$13.65	\$15.75	\$18.47	\$24.76	\$26,116	\$28,391	\$32,750	\$38,416	\$51,493
21-1099	Community and Social Service Specialists, All Other	70	35.87	\$27.68	\$57,581	10.24	\$11.76	\$19.53	\$25.47	\$39.01	\$44.58	\$24,467	\$40,626	\$52,987	\$81,148	\$92,725
21-2011	Clergy	10	43.97	\$27.06	\$56,295	3.78	\$23.64	\$24.92	\$27.01	\$29.10	\$32.51	\$49,168	\$51,826	\$56,174	\$60,522	\$67,622
23-0000	Legal Occupations	370	9.5	\$37.55	\$78,103	9.12	\$15.68	\$20.51	\$28.11	\$51.14	\$67.78	\$32,616	\$42,653	\$58,463	\$106,362	\$140,990
23-1011	Lawyers	160	19.76	\$54.12	\$112,566	8.68	\$27.01	\$30.70	\$47.58	\$66.55	\$92.91	\$56,174	\$63,849	\$98,977	\$138,418	\$193,259
23-2011	Paralegals and Legal Assistants	80	28.82	\$20.91	\$43,485	5.54	\$15.87	\$17.75	\$20.77	\$23.46	\$27.30	\$33,000	\$36,923	\$43,195	\$48,790	\$56,793
23-2093	Title Examiners, Abstractors, and Searchers	#	#	\$19.30	\$40,145	21.27	\$10.15	\$11.08	\$15.95	\$26.75	\$34.83	\$21,102	\$23,040	\$33,174	\$55,646	\$72,447
23-2099	Legal Support Workers, All Other	50	17.99	\$23.67	\$49,228	8.26	\$14.55	\$18.81	\$24.21	\$27.48	\$29.28	\$30,271	\$39,116	\$50,366	\$57,158	\$60,912
25-0000	Education, Training, and Library Occupations	6720	6.83	\$20.84	\$43,341	3.6	\$10.73	\$14.21	\$18.83	\$25.66	\$33.27	\$22,310	\$29,559	\$39,172	\$53,372	\$69,202
25-1121	Art, Drama, and Music Teachers, Postsecondary	190	28.16	#	\$51,058	12.68	#	#	#	#	#	\$27,991	\$35,135	\$51,735	\$62,772	\$76,359
25-1194	Vocational Education Teachers, Postsecondary	#	#	\$20.54	\$42,724	11.14	\$12.46	\$13.44	\$20.84	\$27.34	\$29.81	\$25,917	\$27,956	\$43,342	\$56,860	\$62,000
25-1199	Postsecondary Teachers, All Other	#	#	#	\$47,245	26.65	#	#	#	#	#	\$25,400	\$27,100	\$29,933	\$47,113	\$103,294
25-2011	Preschool Teachers, Except Special Education	290	42.9	\$12.85	\$26,723	11.23	\$8.69	\$9.95	\$12.52	\$14.91	\$17.55	\$18,069	\$20,695	\$26,037	\$31,008	\$36,495
25-2012	Kindergarten Teachers, Except Special Education	250	30.75	#	\$36,964	7.16	#	#	#	#	#	\$22,472	\$27,311	\$36,128	\$44,538	\$53,338
25-2021	Elementary School Teachers, Except Special Education	1220	2.56	#	\$45,590	1.42	#	#	#	#	#	\$33,182	\$36,678	\$43,077	\$51,829	\$62,028
25-2022	Middle School Teachers, Except Special and Career/Technical Educa	580	2.05	#	\$45,997	1.35	#	#	#	#	#	\$33,492	\$37,226	\$43,829	\$52,942	\$62,265
25-2031	Secondary School Teachers, Except Special and Career/Technical Ed	730	3.78	#	\$47,904	1.5	#	#	#	#	#	\$34,043	\$38,589	\$45,662	\$55,805	\$66,461
25-2032	Career/Technical Education Teachers, Secondary School	60	7.54	#	\$46,168	1.32	#	#	#	#	#	\$34,367	\$39,156	\$45,092	\$53,034	\$60,077
25-2051	Special Education Teachers, Preschool	30	0	#	\$54,362	1.74	#	#	#	#	#	\$36,142	\$41,429	\$47,602	\$66,485	\$75,868
25-2052	Special Education Teachers, Kindergarten and Elementary School	130	1.39	#	\$49,833	1.71	#	#	#	#	#	\$34,803	\$40,213	\$47,893	\$57,567	\$68,963
25-2053	Special Education Teachers, Middle School	70	1.62	#	\$48,441	1.65	#	#	#	#	#	\$33,726	\$37,538	\$46,969	\$57,917	\$67,699
25-2054	Special Education Teachers, Secondary School	80	1.19	#	\$50,125	1.62	#	#	#	#	#	\$35,050	\$40,708	\$48,006	\$57,908	\$68,627
25-3011	Adult Basic and Secondary Education and Literacy Teachers and Ins	#	#	\$16.78	\$34,902	3.46	\$12.14	\$13.14	\$14.80	\$19.90	\$24.80	\$25,259	\$27,331	\$30,786	\$41,394	\$51,593
25-3097	Teachers and Instructors, All Other, Except Substitute Teachers	#	#	#	\$56,951	3.65	#	#	#	#	#	\$45,281	\$52,168	\$57,711	\$64,064	\$72,597
25-4021	Librarians	110	6.42	\$26.66	\$55,461	3.42	\$18.02	\$20.64	\$23.78	\$32.03	\$38.65	\$37,489	\$42,938	\$49,457	\$66,623	\$80,392
25-4031	Library Technicians	190	7.38	\$13.91	\$28,930	2.85	\$8.63	\$9.58	\$14.09	\$17.31	\$19.00	\$17,959	\$19,928	\$29,306	\$36,004	\$39,525
25-9031	Instructional Coordinators	60	18.49	\$34.58	\$71,919	4.8	\$19.93	\$28.18	\$34.86	\$40.76	\$45.47	\$41,451	\$58,620	\$72,512	\$84,773	\$94,575
25-9041	Teacher Assistants	570	4.26	#	\$24,421	2.12	#	#	#	#	#	\$18,572	\$20,633	\$23,010	\$27,010	\$32,666
25-9099	Education, Training, and Library Workers, All Other	530	0	\$11.77	\$24,476	3.97	\$9.81	\$10.23	\$10.93	\$11.64	\$14.35	\$20,396	\$21,276	\$22,743	\$24,210	\$29,850
27-0000	Arts, Design, Entertainment, Sports, and Media Occupations	770	13.54	\$19.25	\$40,031	5.26	\$8.78	\$10.50	\$15.05	\$25.20	\$35.82	\$18,272	\$21,844	\$31,304	\$52,414	\$74,500

Data unavailable

Occupational Code	Occupational Title	Employment Estimate	Employment Percentage Relative Standard Error	Average Hourly Wage	Average Annual Wage	Wage Percentage Relative Standard Error	10th Percentile (Hourly)	25th Percentile (Hourly)	50th Percentile (Hourly)	75th Percentile (Hourly)	90th Percentile (Hourly)	10th Percentile (Annual)	25th Percentile (Annual)	50th Percentile (Annual)	75th Percentile (Annual)	90th Percentile (Annual)
27-1021	Commercial and Industrial Designers	20	37.66	\$33.60	\$69,898	9.76	\$20.84	\$23.49	\$33.32	\$40.86	\$50.44	\$43,340	\$48,858	\$69,313	\$84,990	\$104,906
27-1023	Floral Designers	50	23.69	\$9.48	\$19,719	8.73	\$8.17	\$8.42	\$8.84	\$9.27	\$13.17	\$16,988	\$17,510	\$18,381	\$19,284	\$27,402
27-1024	Graphic Designers	90	16.2	\$17.47	\$36,343	5.7	\$12.22	\$13.06	\$14.46	\$21.72	\$27.69	\$25,409	\$27,156	\$30,068	\$45,171	\$57,590
27-2012	Producers and Directors	#	#	\$21.34	\$44,387	3.98	\$9.43	\$11.57	\$20.39	\$26.53	\$36.65	\$19,613	\$24,073	\$42,417	\$55,174	\$76,223
27-2022	Coaches and Scouts	120	24.61	#	\$30,788	5.25	#	#	#	#	#	\$18,314	\$20,370	\$24,079	\$35,793	\$47,753
27-2023	Umpires, Referees, and Other Sports Officials	60	25.62	#	\$28,818	3.82	#	#	#	#	#	\$20,329	\$21,985	\$25,104	\$31,522	\$45,739
27-3031	Public Relations Specialists	90	26.42	\$26.87	\$55,884	8.42	\$11.12	\$16.12	\$27.72	\$36.50	\$42.31	\$23,123	\$33,523	\$57,652	\$75,911	\$87,994
27-3091	Interpreters and Translators	40	9.2	\$22.30	\$46,375	5.44	\$12.80	\$16.36	\$21.15	\$25.49	\$37.34	\$26,614	\$34,032	\$43,991	\$53,017	\$77,672
27-3099	Media and Communication Workers, All Other	#	#	\$27.70	\$57,606	16.8	\$10.94	\$20.65	\$25.10	\$29.19	\$53.96	\$22,765	\$42,952	\$52,218	\$60,720	\$112,231
27-4021	Photographers	#	#	\$12.65	\$26,303	10.37	\$8.66	\$9.53	\$11.12	\$16.34	\$17.84	\$18,003	\$19,826	\$23,132	\$33,991	\$37,098
29-0000	Healthcare Practitioners and Technical Occupations	3910	29.91	\$38.05	\$79,146	4.69	\$17.64	\$24.28	\$32.10	\$42.44	\$58.62	\$36,686	\$50,502	\$66,774	\$88,280	\$121,921
29-1021	Dentists, General	#	#	\$52.19	\$108,546	12.69	\$38.84	\$41.52	\$45.97	\$65.11	\$74.05	\$80,791	\$86,354	\$95,627	\$135,424	\$154,025
29-1031	Dietitians and Nutritionists	20	40.59	\$26.04	\$54,159	6.13	\$16.69	\$20.65	\$24.90	\$29.29	\$40.01	\$34,708	\$42,950	\$51,794	\$60,919	\$83,230
29-1041	Optometrists	30	25.03	\$47.10	\$97,977	22.51	\$26.45	\$30.04	\$34.68	\$45.90	\$94.50	\$55,021	\$62,473	\$72,137	\$95,464	\$196,568
29-1051	Pharmacists	100	29.16	\$56.68	\$117,898	3.12	\$47.92	\$51.89	\$57.61	\$64.39	\$70.27	\$99,682	\$107,938	\$119,820	\$133,938	\$146,153
29-1062	Family and General Practitioners	70	44.4	\$101.25	\$210,591	9.31	\$64.54	\$80.94	\$91.87	\$92.70	\$93.18	\$134,250	\$168,355	\$191,080	\$192,822	\$193,813
29-1069	Physicians and Surgeons, All Other	#	#	\$113.50	\$236,080	17.08	\$79.48	\$91.74	\$92.07	\$92.41	\$92.61	\$165,316	\$190,815	\$191,512	\$192,210	\$192,628
29-1071	Physician Assistants	#	#	\$44.54	\$92,643	3.51	\$37.18	\$39.93	\$44.48	\$50.98	\$55.51	\$77,341	\$83,060	\$92,525	\$106,036	\$115,457
29-1122	Occupational Therapists	70	18.89	\$41.84	\$87,026	5.35	\$30.38	\$33.31	\$38.37	\$51.39	\$59.88	\$63,186	\$69,289	\$79,800	\$106,898	\$124,554
29-1123	Physical Therapists	140	40.6	\$34.13	\$70,999	4.97	\$20.50	\$23.10	\$34.46	\$41.98	\$47.87	\$42,636	\$48,047	\$71,673	\$87,314	\$99,563
29-1126	Respiratory Therapists	60	48.36	\$27.48	\$57,153	2.2	\$21.99	\$24.73	\$27.39	\$30.34	\$34.46	\$45,742	\$51,428	\$56,961	\$63,104	\$71,686
29-1127	Speech-Language Pathologists	80	8.99	\$36.98	\$76,921	2.71	\$25.68	\$28.99	\$34.54	\$44.06	\$54.21	\$53,424	\$60,300	\$71,843	\$91,638	\$112,756
29-1131	Veterinarians	90	35.58	\$35.30	\$73,424	7.37	\$24.74	\$30.42	\$34.00	\$41.19	\$47.90	\$51,449	\$63,266	\$70,711	\$85,686	\$99,628
29-1141	Registered Nurses	1460	44.07	\$33.20	\$69,049	1.92	\$24.92	\$27.70	\$32.44	\$37.80	\$44.33	\$51,830	\$57,617	\$67,468	\$78,620	\$92,208
29-1171	Nurse Practitioners	90	36.32	\$48.43	\$100,726	4.62	\$37.44	\$40.41	\$45.26	\$53.84	\$68.55	\$77,867	\$84,058	\$94,142	\$111,979	\$142,589
29-1181	Audiologists	20	17.88	\$34.48	\$71,727	5.01	\$24.84	\$29.06	\$35.37	\$41.37	\$44.62	\$51,661	\$60,442	\$73,567	\$86,047	\$92,816
29-2011	Medical and Clinical Laboratory Technologists	#	#	\$29.51	\$61,375	2.78	\$22.37	\$25.34	\$29.38	\$34.02	\$36.79	\$46,527	\$52,697	\$61,108	\$70,770	\$76,528
29-2012	Medical and Clinical Laboratory Technicians	#	#	\$17.33	\$36,050	3.75	\$12.74	\$14.40	\$16.88	\$19.93	\$22.81	\$26,503	\$29,958	\$35,118	\$41,447	\$47,435
29-2021	Dental Hygienists	120	16.12	\$38.98	\$81,075	4.72	\$32.49	\$36.09	\$39.71	\$43.42	\$45.64	\$67,572	\$75,062	\$82,593	\$90,308	\$94,937
29-2032	Diagnostic Medical Sonographers	#	#	\$38.87	\$80,843	3.61	\$30.20	\$33.60	\$38.97	\$44.32	\$49.98	\$62,818	\$69,892	\$81,064	\$92,190	\$103,963
29-2034	Radiologic Technologists and Technicians	#	#	\$24.65	\$51,282	2.22	\$17.33	\$19.95	\$22.80	\$28.57	\$35.39	\$36,049	\$41,487	\$47,431	\$59,424	\$73,615
29-2041	Emergency Medical Technicians and Paramedics	40	42.34	\$20.77	\$43,192	8.22	\$13.12	\$15.05	\$19.74	\$26.09	\$30.08	\$27,285	\$31,311	\$41,065	\$54,261	\$62,571
29-2052	Pharmacy Technicians	120	20.67	\$14.25	\$29,645	3.32	\$10.34	\$11.89	\$13.76	\$16.51	\$19.05	\$21,501	\$24,729	\$28,614	\$34,339	\$39,614
29-2055	Surgical Technologists	#	#	\$23.02	\$47,891	5.11	\$16.41	\$18.62	\$22.42	\$26.16	\$28.43	\$34,140	\$38,730	\$46,626	\$54,418	\$59,144
29-2056	Veterinary Technologists and Technicians	70	45.84	\$14.78	\$30,742	3.88	\$12.23	\$12.99	\$14.26	\$16.41	\$18.53	\$25,445	\$27,024	\$29,656	\$34,139	\$38,535
29-2061	Licensed Practical and Licensed Vocational Nurses	290	23.72	\$21.68	\$45,087	2.44	\$17.05	\$19.45	\$21.52	\$23.75	\$27.35	\$35,460	\$40,458	\$44,770	\$49,391	\$56,889
29-2071	Medical Records and Health Information Technicians	30	28.57	\$19.85	\$41,285	6.45	\$13.58	\$16.53	\$20.01	\$22.43	\$26.57	\$28,241	\$34,375	\$41,614	\$46,653	\$55,272
29-2081	Opticians, Dispensing	60	15.08	\$14.05	\$29,232	6.07	\$9.13	\$11.93	\$13.88	\$16.42	\$18.25	\$18,992	\$24,815	\$28,872	\$34,163	\$37,970
29-2099	Health Technologists and Technicians, All Other	#	#	\$23.28	\$48,423	5.37	\$15.68	\$18.03	\$24.12	\$27.58	\$29.75	\$32,613	\$37,512	\$50,173	\$57,368	\$61,877
29-9011	Occupational Health and Safety Specialists	60	14.08	\$37.38	\$77,746	5.27	\$24.47	\$28.48	\$36.10	\$47.59	\$55.31	\$50,895	\$59,237	\$75,087	\$98,986	\$115,039
29-9012	Occupational Health and Safety Technicians	20	37.77	\$21.57	\$44,869	4.04	\$16.69	\$19.35	\$21.52	\$23.87	\$27.39	\$34,715	\$40,239	\$44,756	\$49,655	\$56,966
31-0000	Healthcare Support Occupations	2060	16.01	\$13.89	\$28,892	3.25	\$9.72	\$10.84	\$13.09	\$16.21	\$18.43	\$20,222	\$22,553	\$27,220	\$33,720	\$38,328
31-1011	Home Health Aides	220	36.94	\$10.37	\$21,578	6.35	\$8.41	\$9.02	\$10.16	\$11.22	\$12.69	\$17,489	\$18,761	\$21,129	\$23,345	\$26,405
31-1014	Nursing Assistants	720	18.37	\$12.34	\$25,657	4.52	\$9.72	\$10.40	\$11.53	\$13.93	\$16.65	\$20,217	\$21,630	\$23,985	\$28,966	\$34,631
31-2011	Occupational Therapy Assistants	#	#	\$25.29	\$52,593	3.97	\$18.31	\$21.29	\$25.31	\$29.05	\$33.64	\$38,094	\$44,274	\$52,637	\$60,431	\$69,964
31-2021	Physical Therapist Assistants	20	49.19	\$23.46	\$48,803	7.6	\$17.45	\$19.97	\$22.62	\$27.23	\$32.13	\$36,302	\$41,537	\$47,052	\$56,640	\$66,820
31-9011	Massage Therapists	#	#	\$26.88	\$55,904	4.82	\$24.08	\$25.09	\$26.76	\$28.43	\$29.49	\$50,094	\$52,179	\$55,656	\$59,132	\$61,342
31-9091	Dental Assistants	180	9.05	\$19.84	\$41,271	6.59	\$15.01	\$16.17	\$18.12	\$22.63	\$28.88	\$31,219	\$33,642	\$37,680	\$47,067	\$60,077

Data unavailable

Occupational Code	Occupational Title	Employment Estimate	Employment Percentage Relative Standard Error	Average Hourly Wage	Average Annual Wage	Wage Percentage Relative Standard Error	10th Percentile (Hourly)	25th Percentile (Hourly)	50th Percentile (Hourly)	75th Percentile (Hourly)	90th Percentile (Hourly)	10th Percentile (Annual)	25th Percentile (Annual)	50th Percentile (Annual)	75th Percentile (Annual)	90th Percentile (Annual)
31-9092	Medical Assistants	590	41.82	\$14.54	\$30,242	3.08	\$11.72	\$12.76	\$14.51	\$16.62	\$17.93	\$24,370	\$26,551	\$30,174	\$34,565	\$37,289
31-9093	Medical Equipment Preparers	#	#	\$14.64	\$30,451	3.29	\$11.89	\$12.72	\$14.10	\$16.49	\$18.43	\$24,727	\$26,454	\$29,332	\$34,296	\$38,336
31-9096	Veterinary Assistants and Laboratory Animal Caretakers	#	#	\$11.01	\$22,905	3.05	\$9.54	\$10.05	\$10.88	\$11.72	\$13.46	\$19,845	\$20,899	\$22,639	\$24,382	\$28,006
31-9097	Phlebotomists	20	15.08	\$16.52	\$34,369	5.33	\$12.77	\$14.76	\$16.30	\$17.84	\$20.08	\$26,559	\$30,694	\$33,905	\$37,102	\$41,759
31-9099	Healthcare Support Workers, All Other	100	15.14	\$12.43	\$25,863	2.94	\$9.81	\$10.43	\$11.46	\$13.50	\$16.44	\$20,409	\$21,691	\$23,827	\$28,086	\$34,185
33-0000	Protective Service Occupations	1900	17.95	\$21.75	\$45,237	5.25	\$9.74	\$13.73	\$21.54	\$27.56	\$34.60	\$20,256	\$28,557	\$44,794	\$57,315	\$71,973
33-1012	First-Line Supervisors of Police and Detectives	#	#	\$37.18	\$77,330	3.91	\$25.28	\$28.46	\$39.61	\$43.24	\$45.72	\$52,591	\$59,187	\$82,384	\$89,936	\$95,093
33-1021	First-Line Supervisors of Fire Fighting and Prevention Workers	50	35.26	\$29.24	\$60,810	6.15	\$23.89	\$25.51	\$28.20	\$32.88	\$37.77	\$49,695	\$53,067	\$58,659	\$68,385	\$78,553
33-1099	First-Line Supervisors of Protective Service Workers, All Other	20	17.85	\$25.47	\$52,979	12.86	\$16.38	\$18.80	\$22.55	\$28.35	\$42.58	\$34,076	\$39,097	\$46,905	\$58,959	\$88,566
33-2011	Firefighters	210	23.39	\$18.72	\$38,934	4.49	\$12.46	\$15.82	\$18.94	\$21.53	\$23.10	\$25,923	\$32,903	\$39,391	\$44,792	\$48,057
33-3012	Correctional Officers and Jailers	290	16.94	\$23.42	\$48,719	4.46	\$19.32	\$19.73	\$23.34	\$26.66	\$28.68	\$40,177	\$41,036	\$48,542	\$55,454	\$59,660
33-3021	Detectives and Criminal Investigators	50	2.52	\$32.31	\$67,208	7.62	\$17.18	\$23.03	\$30.76	\$36.37	\$53.30	\$35,733	\$47,907	\$63,974	\$75,647	\$110,872
33-3051	Police and Sheriff's Patrol Officers	520	41.51	\$26.55	\$55,217	2.25	\$19.90	\$22.19	\$26.18	\$30.47	\$34.87	\$41,394	\$46,154	\$54,464	\$63,380	\$72,522
33-9032	Security Guards	300	18.27	\$14.29	\$29,722	15.09	\$8.53	\$9.45	\$11.62	\$15.56	\$26.52	\$17,747	\$19,666	\$24,176	\$32,364	\$55,160
33-9091	Crossing Guards	100	0.61	\$12.65	\$26,319	2.91	\$9.53	\$10.22	\$11.36	\$15.53	\$17.85	\$19,832	\$21,263	\$23,638	\$32,295	\$37,126
33-9092	Lifeguards, Ski Patrol, and Other Recreational Protective Service Workers	#	#	\$9.16	\$19,051	3.77	\$8.18	\$8.46	\$8.92	\$9.68	\$11.14	\$17,023	\$17,596	\$18,553	\$20,128	\$23,161
33-9099	Protective Service Workers, All Other	180	4.42	\$11.57	\$24,056	6.46	\$8.48	\$9.19	\$10.52	\$12.46	\$16.99	\$17,629	\$19,112	\$21,882	\$25,918	\$35,343
35-0000	Food Preparation and Serving-Related Occupations	7510	3.26	\$9.87	\$20,531	1.15	\$8.20	\$8.50	\$9.01	\$10.20	\$13.05	\$17,060	\$17,689	\$18,738	\$21,222	\$27,154
35-1011	Chefs and Head Cooks	30	38.68	\$20.77	\$43,195	4.97	\$15.39	\$17.88	\$20.77	\$23.16	\$26.77	\$32,019	\$37,184	\$43,193	\$48,180	\$55,687
35-1012	First-Line Supervisors of Food Preparation and Serving Workers	470	14.12	\$15.75	\$32,757	4.55	\$10.81	\$12.34	\$14.09	\$18.01	\$23.54	\$22,478	\$25,673	\$29,313	\$37,464	\$48,968
35-2011	Cooks, Fast Food	#	#	\$9.45	\$19,665	2.75	\$8.26	\$8.64	\$9.30	\$10.47	\$11.28	\$17,176	\$17,979	\$19,348	\$21,773	\$23,460
35-2012	Cooks, Institution and Cafeteria	290	17.88	\$13.07	\$27,181	2.79	\$9.86	\$11.02	\$12.75	\$14.41	\$17.08	\$20,514	\$22,921	\$26,518	\$29,967	\$35,519
35-2014	Cooks, Restaurant	650	18.26	\$10.10	\$21,002	2.45	\$8.32	\$8.80	\$9.56	\$11.06	\$12.73	\$17,307	\$18,307	\$19,881	\$23,004	\$26,485
35-2015	Cooks, Short Order	#	#	\$10.79	\$22,441	9.23	\$8.47	\$9.17	\$10.12	\$11.09	\$15.47	\$17,612	\$19,071	\$21,042	\$23,060	\$27,175
35-2021	Food Preparation Workers	390	36.99	\$10.10	\$21,003	2.37	\$8.26	\$8.65	\$9.30	\$11.41	\$13.44	\$17,182	\$17,994	\$19,347	\$23,740	\$27,962
35-3011	Bartenders	290	27.95	\$9.05	\$18,814	2.4	\$8.15	\$8.38	\$8.76	\$9.14	\$9.44	\$16,955	\$17,428	\$18,215	\$19,003	\$19,631
35-3021	Combined Food Preparation and Serving Workers, Including Fast Food	2780	7.84	\$9.03	\$18,776	1.97	\$8.16	\$8.41	\$8.82	\$9.23	\$10.65	\$16,981	\$17,493	\$18,345	\$19,198	\$22,160
35-3022	Counter Attendants, Cafeteria, Food Concession, and Coffee Shop	250	35.99	\$9.94	\$20,682	3.66	\$8.38	\$8.95	\$9.93	\$10.96	\$11.58	\$17,433	\$18,622	\$20,660	\$22,797	\$24,079
35-3031	Waiters and Waitresses	1170	11.46	\$9.06	\$18,850	2.64	\$8.15	\$8.38	\$8.77	\$9.15	\$9.45	\$16,960	\$17,441	\$18,241	\$19,042	\$19,652
35-3041	Food Servers, Nonrestaurant	170	27.55	\$9.93	\$20,662	4.45	\$8.21	\$8.51	\$9.03	\$10.63	\$13.46	\$17,068	\$17,709	\$18,778	\$22,103	\$27,991
35-9011	Dining Room and Cafeteria Attendants and Bartender Helpers	#	#	\$8.71	\$18,115	4.47	\$8.14	\$8.36	\$8.72	\$9.08	\$9.30	\$16,939	\$17,387	\$18,135	\$18,882	\$19,334
35-9021	Dishwashers	250	34.22	\$8.92	\$18,551	2.51	\$8.16	\$8.41	\$8.82	\$9.22	\$10.09	\$16,979	\$17,488	\$18,336	\$19,184	\$20,996
35-9031	Hosts and Hostesses, Restaurant, Lounge, and Coffee Shop	310	13.06	\$9.53	\$19,827	3.3	\$8.22	\$8.55	\$9.10	\$10.24	\$11.46	\$17,098	\$17,785	\$18,929	\$21,291	\$23,840
37-0000	Building and Grounds Cleaning and Maintenance Occupations	2570	7.42	\$12.62	\$26,244	2.59	\$8.60	\$9.60	\$11.45	\$14.75	\$18.08	\$17,886	\$19,975	\$23,817	\$30,671	\$37,613
37-1011	First-Line Supervisors of Housekeeping and Janitorial Workers	40	17.21	\$20.53	\$42,705	3.7	\$12.60	\$14.38	\$20.80	\$26.06	\$28.46	\$26,207	\$29,901	\$43,254	\$54,206	\$59,188
37-1012	First-Line Supervisors of Landscaping, Lawn Service, and Groundsk	70	48.18	\$22.69	\$47,185	5.47	\$15.96	\$17.76	\$21.50	\$27.20	\$31.79	\$33,189	\$36,939	\$44,725	\$56,569	\$66,133
37-2011	Janitors and Cleaners, Except Maids and Housekeeping Cleaners	1090	13.42	\$12.42	\$25,832	2.37	\$8.75	\$9.97	\$11.91	\$14.34	\$17.16	\$18,209	\$20,743	\$24,783	\$29,829	\$35,695
37-2012	Maids and Housekeeping Cleaners	360	34.88	\$9.74	\$20,263	3.76	\$8.32	\$8.79	\$9.68	\$10.75	\$11.39	\$17,297	\$18,282	\$20,127	\$22,353	\$23,688
37-3011	Landscaping and Groundskeeping Workers	970	4.4	\$12.78	\$26,574	5.33	\$8.57	\$9.57	\$11.67	\$15.80	\$18.22	\$17,827	\$19,902	\$24,269	\$32,859	\$37,902
39-0000	Personal Care and Service Occupations	1960	12.46	\$11.75	\$24,433	3.28	\$8.42	\$9.04	\$10.57	\$13.12	\$17.22	\$17,507	\$18,807	\$21,987	\$27,279	\$35,811
39-1021	First-Line Supervisors of Personal Service Workers	50	29.73	\$17.34	\$36,062	5.68	\$10.53	\$12.43	\$14.45	\$20.36	\$29.72	\$21,895	\$25,856	\$30,049	\$42,349	\$61,809
39-2021	Nonfarm Animal Caretakers	130	27.44	\$10.08	\$20,964	3.78	\$8.27	\$8.68	\$9.37	\$11.12	\$13.21	\$17,206	\$18,055	\$19,496	\$23,138	\$27,479

Data unavailable

Occupational Code	Occupational Title	Employment Estimate	Employment Percentage Relative Standard Error	Average Hourly Wage	Average Annual Wage	Wage Percentage Relative Standard Error	10th Percentile (Hourly)	25th Percentile (Hourly)	50th Percentile (Hourly)	75th Percentile (Hourly)	90th Percentile (Hourly)	10th Percentile (Annual)	25th Percentile (Annual)	50th Percentile (Annual)	75th Percentile (Annual)	90th Percentile (Annual)
39-3091	Amusement and Recreation Attendants	160	36.71	\$9.41	\$19,564	3.93	\$8.16	\$8.40	\$8.81	\$9.21	\$12.07	\$16,976	\$17,479	\$18,318	\$19,156	\$25,113
39-9011	Childcare Workers	#	#	\$9.65	\$20,064	3.28	\$8.25	\$8.63	\$9.28	\$10.63	\$11.49	\$17,168	\$17,960	\$19,300	\$22,110	\$23,909
39-9021	Personal Care Aides	#	#	\$11.00	\$22,882	4.03	\$8.71	\$9.69	\$10.77	\$12.03	\$13.89	\$18,108	\$20,156	\$22,406	\$25,019	\$28,898
39-9031	Fitness Trainers and Aerobics Instructors	150	33.54	\$16.81	\$34,969	15.3	\$8.37	\$8.93	\$18.98	\$21.79	\$23.75	\$17,416	\$18,580	\$39,468	\$45,321	\$49,400
39-9032	Recreation Workers	270	6.36	\$13.24	\$27,548	2.57	\$9.78	\$10.57	\$12.11	\$14.83	\$18.04	\$20,351	\$21,995	\$25,185	\$30,853	\$37,518
41-0000	Sales and Related Occupations	7900	3.52	\$18.79	\$39,082	4.09	\$8.54	\$9.38	\$13.19	\$20.74	\$35.30	\$17,765	\$19,515	\$27,445	\$43,145	\$73,431
41-1011	First-Line Supervisors of Retail Sales Workers	700	9.07	\$21.67	\$45,071	6.03	\$12.51	\$14.32	\$18.43	\$24.46	\$36.36	\$26,019	\$29,794	\$38,342	\$50,882	\$75,636
41-1012	First-Line Supervisors of Non-Retail Sales Workers	140	26.22	\$25.64	\$53,324	8.81	\$13.48	\$16.46	\$24.15	\$29.38	\$41.93	\$28,044	\$34,240	\$50,223	\$61,118	\$87,222
41-2011	Cashiers	2060	7.11	\$10.35	\$21,529	1.68	\$8.26	\$8.65	\$9.31	\$11.33	\$14.17	\$17,179	\$17,988	\$19,365	\$23,558	\$29,476
41-2021	Counter and Rental Clerks	330	20.3	\$12.55	\$26,112	6.58	\$8.30	\$8.76	\$10.05	\$14.20	\$18.46	\$17,271	\$18,217	\$20,905	\$29,545	\$38,390
41-2022	Parts Salespersons	240	32.3	\$14.67	\$30,516	9.47	\$8.77	\$10.16	\$13.56	\$17.73	\$23.19	\$18,234	\$21,126	\$28,195	\$36,879	\$48,226
41-2031	Retail Salespersons	2360	6.71	\$14.30	\$29,734	3.89	\$8.52	\$9.29	\$11.39	\$16.46	\$25.58	\$17,713	\$19,327	\$23,683	\$34,244	\$53,197
41-3021	Insurance Sales Agents	230	13.51	\$26.93	\$56,022	20.7	\$15.52	\$16.47	\$18.05	\$31.27	\$44.57	\$32,282	\$34,259	\$37,554	\$65,049	\$92,696
41-3031	Securities, Commodities, and Financial Services Sales Agents	210	23.41	\$24.31	\$50,570	12.09	\$15.56	\$16.58	\$18.29	\$23.27	\$40.80	\$32,358	\$34,487	\$38,034	\$48,403	\$84,874
41-3041	Travel Agents	10	16.83	\$12.10	\$25,175	11.04	\$8.39	\$8.97	\$11.74	\$15.24	\$17.28	\$17,449	\$18,663	\$24,426	\$31,689	\$35,949
41-3099	Sales Representatives, Services, All Other	280	14.39	\$29.28	\$60,899	7.08	\$9.64	\$13.90	\$22.71	\$41.12	\$53.68	\$20,055	\$28,917	\$47,239	\$85,534	\$111,646
41-4011	Sales Representatives, Wholesale and Manufacturing, Technical and Scientific Products	30	49.24	\$40.27	\$83,769	17.05	\$15.68	\$16.82	\$18.72	\$48.92	\$100.00	\$32,608	\$34,980	\$38,934	\$101,758	\$208,000
41-4012	Sales Representatives, Wholesale and Manufacturing, Except Technical and Scientific Products	980	8.74	\$33.37	\$69,413	5.15	\$15.22	\$19.71	\$28.10	\$38.11	\$56.10	\$31,665	\$40,991	\$58,450	\$79,269	\$116,696
41-9011	Demonstrators and Product Promoters	20	28.51	\$10.27	\$21,355	12.64	\$8.24	\$8.59	\$9.19	\$10.69	\$11.60	\$17,134	\$17,875	\$19,109	\$22,240	\$24,119
41-9022	Real Estate Sales Agents	80	41.33	#	#	#	#	#	#	#	#	#	#	#	#	#
41-9031	Sales Engineers	50	48.74	#	#	#	#	#	#	#	#	#	#	#	#	#
41-9041	Telemarketers	#	#	\$13.65	\$28,383	5.6	\$8.65	\$9.63	\$11.98	\$15.36	\$20.09	\$17,991	\$20,021	\$24,910	\$31,959	\$41,781
41-9099	Sales and Related Workers, All Other	70	26.26	\$19.30	\$40,135	15.48	\$9.10	\$11.05	\$16.02	\$19.06	\$24.38	\$18,924	\$22,977	\$33,312	\$39,641	\$50,700
43-0000	Office and Administrative Support Occupations	13540	6.89	\$15.85	\$32,967	1.99	\$9.65	\$11.39	\$14.46	\$18.63	\$24.25	\$20,070	\$23,686	\$30,082	\$38,759	\$50,431
43-1011	First-Line Supervisors of Office and Administrative Support Workers	610	10.07	\$24.19	\$50,309	3.95	\$12.53	\$16.46	\$23.07	\$30.10	\$36.39	\$26,066	\$34,236	\$47,992	\$62,606	\$75,694
43-2011	Switchboard Operators, Including Answering Service	40	41.82	\$13.78	\$28,657	1.99	\$10.39	\$11.81	\$13.72	\$15.96	\$17.60	\$21,616	\$24,557	\$28,544	\$33,196	\$36,601
43-3011	Bill and Account Collectors	70	28.86	\$20.18	\$41,982	6.81	\$12.61	\$15.38	\$19.01	\$25.74	\$28.42	\$26,226	\$31,981	\$39,531	\$53,538	\$59,107
43-3021	Billing and Posting Clerks and Machine Operators	160	29.45	\$17.21	\$35,806	3.63	\$12.60	\$14.22	\$16.78	\$19.76	\$22.91	\$26,205	\$29,586	\$34,893	\$41,095	\$47,645
43-3031	Bookkeeping, Accounting, and Auditing Clerks	840	7.58	\$17.39	\$36,181	2.2	\$10.20	\$13.20	\$16.64	\$20.85	\$26.01	\$21,210	\$27,461	\$34,618	\$43,367	\$54,098
43-3051	Payroll and Timekeeping Clerks	70	13.24	\$20.45	\$42,544	3.89	\$13.26	\$15.84	\$20.00	\$24.50	\$28.79	\$27,580	\$32,954	\$41,594	\$50,953	\$59,876
43-3061	Procurement Clerks	10	37.47	\$23.58	\$49,040	8.36	\$16.51	\$18.82	\$22.70	\$25.67	\$30.16	\$34,336	\$39,139	\$47,214	\$53,399	\$62,731
43-3071	Tellers	370	14.93	\$12.78	\$26,574	3.75	\$10.03	\$10.91	\$12.41	\$14.20	\$16.34	\$20,858	\$22,693	\$25,822	\$29,527	\$33,995
43-3099	Financial Clerks, All Other	50	37.09	\$16.39	\$34,082	3.46	\$14.96	\$15.59	\$16.66	\$17.72	\$18.36	\$31,116	\$32,437	\$34,650	\$36,862	\$38,190
43-4031	Court, Municipal, and License Clerks	220	30.96	\$19.06	\$39,654	2.09	\$15.17	\$16.63	\$18.30	\$21.57	\$23.82	\$31,552	\$34,595	\$38,055	\$44,866	\$49,550
43-4051	Customer Service Representatives	2810	25.39	\$12.45	\$25,896	3.55	\$9.62	\$10.35	\$11.52	\$13.59	\$16.60	\$20,006	\$21,534	\$23,955	\$28,263	\$34,520
43-4061	Eligibility Interviewers, Government Programs	130	11.56	\$20.76	\$43,177	3.53	\$16.63	\$19.11	\$20.83	\$22.60	\$24.62	\$34,592	\$39,744	\$43,317	\$47,004	\$51,217
43-4071	File Clerks	60	29.55	\$13.58	\$28,249	4.14	\$9.79	\$11.46	\$13.31	\$15.06	\$17.89	\$20,354	\$23,835	\$27,695	\$31,319	\$37,211
43-4081	Hotel, Motel, and Resort Desk Clerks	110	15.51	\$8.87	\$18,455	2.81	\$8.16	\$8.41	\$8.82	\$9.23	\$9.85	\$16,982	\$17,494	\$18,349	\$19,203	\$20,488
43-4111	Interviewers, Except Eligibility and Loan	140	32.08	\$13.86	\$28,839	2.49	\$10.45	\$11.95	\$13.45	\$15.21	\$17.98	\$21,728	\$24,856	\$27,972	\$31,640	\$37,406
43-4131	Loan Interviewers and Clerks	#	#	\$22.01	\$45,782	7.24	\$12.93	\$14.76	\$18.97	\$26.10	\$40.57	\$26,899	\$30,700	\$39,459	\$54,283	\$84,378
43-4141	New Accounts Clerks	#	#	\$18.29	\$38,050	14.46	\$12.60	\$15.40	\$17.26	\$21.99	\$26.65	\$26,202	\$32,028	\$35,906	\$45,743	\$55,442
43-4151	Order Clerks	50	20.71	\$18.36	\$38,179	9.08	\$8.72	\$10.91	\$15.84	\$25.21	\$32.20	\$18,141	\$22,683	\$32,944	\$52,428	\$66,969
43-4161	Human Resources Assistants, Except Payroll and Timekeeping	70	16.83	\$18.13	\$37,718	2.2	\$13.67	\$15.79	\$17.88	\$20.91	\$23.17	\$28,428	\$32,840	\$37,191	\$43,500	\$48,204
43-4171	Receptionists and Information Clerks	830	28.59	\$14.25	\$29,639	2.87	\$10.13	\$12.05	\$13.74	\$16.17	\$18.56	\$21,075	\$25,065	\$28,578	\$33,625	\$38,605

Data unavailable

Occupational Code	Occupational Title	Employment Estimate	Employment Percentage Relative Standard Error	Average Hourly Wage	Average Annual Wage	Wage Percentage Relative Standard Error	10th Percentile (Hourly)	25th Percentile (Hourly)	50th Percentile (Hourly)	75th Percentile (Hourly)	90th Percentile (Hourly)	10th Percentile (Annual)	25th Percentile (Annual)	50th Percentile (Annual)	75th Percentile (Annual)	90th Percentile (Annual)
43-4199	Information and Record Clerks, All Other	230	26.48	\$15.86	\$32,983	9.49	\$8.54	\$9.36	\$13.99	\$20.12	\$25.67	\$17,769	\$19,463	\$29,095	\$41,857	\$53,393
43-5021	Couriers and Messengers	20	47.26	\$9.80	\$20,385	5.43	\$8.28	\$8.69	\$9.38	\$10.56	\$12.25	\$17,218	\$18,085	\$19,506	\$21,972	\$25,481
43-5031	Police, Fire, and Ambulance Dispatchers	#	#	\$18.99	\$39,499	2.28	\$11.29	\$14.46	\$19.15	\$23.72	\$27.20	\$23,488	\$30,069	\$39,829	\$49,331	\$56,574
43-5032	Dispatchers, Except Police, Fire, and Ambulance	100	15.8	\$18.12	\$37,688	6.03	\$8.91	\$13.17	\$17.00	\$22.75	\$29.28	\$18,536	\$27,397	\$35,352	\$47,311	\$60,900
43-5041	Meter Readers, Utilities	30	41.13	\$27.72	\$57,660	9.75	\$20.39	\$23.06	\$27.73	\$31.97	\$36.16	\$42,420	\$47,955	\$57,673	\$66,490	\$75,204
43-5051	Postal Service Clerks	50	0	\$22.34	\$46,467		\$12.01	\$13.29	\$26.72	\$27.30	\$27.78	\$24,972	\$27,638	\$55,582	\$56,776	\$57,774
43-5052	Postal Service Mail Carriers	200	0	\$23.95	\$49,807		\$16.12	\$19.94	\$26.21	\$27.51	\$28.31	\$33,529	\$41,465	\$54,527	\$57,215	\$58,886
43-5053	Postal Service Mail Sorters, Processors, and Processing Machine Operators	20	0	\$17.13	\$35,628		\$11.58	\$12.33	\$15.26	\$26.21	\$26.78	\$24,084	\$25,641	\$31,748	\$54,519	\$55,703
43-5061	Production, Planning, and Expediting Clerks	90	10.87	\$20.55	\$42,737	5.92	\$14.37	\$16.17	\$18.43	\$25.50	\$30.29	\$29,897	\$33,635	\$38,326	\$53,045	\$63,007
43-5071	Shipping, Receiving, and Traffic Clerks	410	20.67	\$14.66	\$30,495	2.37	\$10.11	\$11.93	\$14.23	\$17.11	\$19.73	\$21,031	\$24,814	\$29,599	\$35,581	\$41,038
43-5081	Stock Clerks and Order Fillers	1170	8.13	\$14.41	\$29,966	2.91	\$8.74	\$10.29	\$13.88	\$17.67	\$21.54	\$18,187	\$21,394	\$28,880	\$36,760	\$44,804
43-5111	Weighers, Measurers, Checkers, and Samplers, Recordkeeping	20	17.64	#	#	#	#	#	#	#	#	#	#	#	#	#
43-6011	Executive Secretaries and Executive Administrative Assistants	450	10.93	\$20.88	\$43,422	3.35	\$13.67	\$16.25	\$20.11	\$23.92	\$29.33	\$28,429	\$33,810	\$41,836	\$49,750	\$61,010
43-6012	Legal Secretaries	#	#	\$13.39	\$27,861	13.59	\$9.99	\$10.57	\$11.53	\$16.69	\$19.05	\$20,781	\$21,982	\$23,984	\$34,722	\$39,627
43-6013	Medical Secretaries	120	24.59	\$16.97	\$35,306	4.8	\$11.93	\$15.40	\$17.30	\$19.60	\$21.86	\$24,809	\$32,024	\$35,982	\$40,770	\$45,463
43-6014	Secretaries and Administrative Assistants, Except Legal, Medical,	2340	5.3	\$15.96	\$33,189	1.3	\$10.33	\$12.60	\$15.35	\$18.34	\$22.90	\$21,495	\$26,205	\$31,928	\$38,149	\$47,623
43-9021	Data Entry Keyers	40	33.03	\$13.93	\$28,973	6.42	\$9.18	\$10.42	\$13.38	\$17.11	\$20.34	\$19,105	\$21,671	\$27,827	\$35,585	\$42,302
43-9022	Word Processors and Typists	#	#	\$10.81	\$22,482	4.7	\$9.85	\$10.22	\$10.83	\$11.45	\$11.81	\$20,482	\$21,249	\$22,528	\$23,806	\$24,574
43-9041	Insurance Claims and Policy Processing Clerks	#	#	\$21.63	\$44,991	4.36	\$18.87	\$19.86	\$21.54	\$23.21	\$26.19	\$39,241	\$41,319	\$44,793	\$48,284	\$54,465
43-9051	Mail Clerks and Mail Machine Operators, Except Postal Service	20	48.47	\$13.41	\$27,900	14.95	\$8.33	\$8.82	\$13.18	\$16.98	\$18.92	\$17,319	\$18,337	\$27,410	\$35,329	\$39,354
43-9061	Office Clerks, General	1180	12.97	\$16.10	\$33,487	3.34	\$8.78	\$10.34	\$15.30	\$19.47	\$25.11	\$18,271	\$21,516	\$31,820	\$40,504	\$52,237
43-9071	Office Machine Operators, Except Computer	40	41.58	\$11.89	\$24,741	6.12	\$8.36	\$8.90	\$10.44	\$15.35	\$18.50	\$17,391	\$18,518	\$21,724	\$31,932	\$38,479
43-9199	Office and Administrative Support Workers, All Other	#	#	\$14.03	\$29,177	5.39	\$8.89	\$10.64	\$13.78	\$16.85	\$18.66	\$18,499	\$22,125	\$28,653	\$35,048	\$38,818
45-0000	Farming, Fishing, and Forestry Occupations	560	9.35	\$14.44	\$30,037	7.83	\$8.38	\$8.96	\$11.36	\$19.08	\$26.11	\$17,441	\$18,642	\$23,630	\$39,688	\$54,312
45-1011	First-Line Supervisors of Farming, Fishing, and Forestry Workers	20	10.23	\$28.05	\$58,341	6.1	\$19.00	\$22.45	\$29.37	\$33.81	\$36.47	\$39,526	\$46,701	\$61,090	\$70,322	\$75,857
45-2091	Agricultural Equipment Operators	90	29.88	\$21.87	\$45,492	3.34	\$12.53	\$16.10	\$21.89	\$27.18	\$32.22	\$26,066	\$33,493	\$45,526	\$56,544	\$67,022
45-2092	Farmworkers and Laborers, Crop, Nursery, and Greenhouse	240	9.55	\$9.77	\$20,318	5.35	\$8.18	\$8.46	\$8.92	\$10.38	\$13.55	\$17,021	\$17,592	\$18,543	\$21,589	\$28,179
45-2093	Farmworkers, Farm, Ranch, and Aquacultural Animals	100	31.13	\$10.79	\$22,433	3.09	\$9.09	\$9.79	\$10.58	\$11.37	\$12.80	\$18,905	\$20,372	\$22,015	\$23,658	\$26,624
47-0000	Construction and Extraction Occupations	11290	5.3	\$20.17	\$41,945	1.59	\$12.63	\$15.35	\$18.84	\$23.49	\$29.31	\$26,266	\$31,921	\$39,178	\$48,853	\$60,962
47-1011	First-Line Supervisors of Construction Trades and Extraction Work	1070	18.15	\$30.90	\$64,269	2.58	\$21.32	\$25.24	\$29.31	\$36.85	\$43.44	\$44,342	\$52,504	\$60,975	\$76,650	\$90,364
47-2031	Carpenters	670	16.29	\$17.34	\$36,059	3.7	\$11.81	\$13.93	\$17.03	\$20.65	\$23.41	\$24,562	\$28,975	\$35,418	\$42,960	\$48,696
47-2051	Cement Masons and Concrete Finishers	430	37.16	\$18.14	\$37,736	3.64	\$15.08	\$16.05	\$17.67	\$20.10	\$22.75	\$31,366	\$33,387	\$36,754	\$41,804	\$47,318
47-2061	Construction Laborers	1250	13.98	\$15.02	\$31,238	2.61	\$10.67	\$12.38	\$14.33	\$17.42	\$20.70	\$22,186	\$25,753	\$29,796	\$36,235	\$43,060
47-2071	Paving, Surfacing, and Tamping Equipment Operators	130	33.04	\$20.36	\$42,345	2.65	\$14.61	\$18.21	\$20.67	\$22.76	\$26.19	\$30,394	\$37,884	\$42,988	\$47,339	\$54,481
47-2073	Operating Engineers and Other Construction Equipment Operators	850	13.8	\$21.37	\$44,453	2.62	\$15.45	\$17.65	\$21.02	\$24.28	\$28.70	\$32,144	\$36,702	\$43,731	\$50,503	\$59,702
47-2081	Drywall and Ceiling Tile Installers	70	21.39	\$16.08	\$33,455	8.69	\$11.18	\$12.86	\$15.31	\$19.66	\$22.17	\$23,249	\$26,742	\$31,841	\$40,893	\$46,115
47-2111	Electricians	690	17.7	\$20.73	\$43,124	3.51	\$12.98	\$15.66	\$19.73	\$25.00	\$30.20	\$26,996	\$32,570	\$41,029	\$51,998	\$62,823
47-2141	Painters, Construction and Maintenance	250	7.68	\$16.81	\$34,955	3.52	\$12.45	\$14.60	\$16.73	\$18.84	\$22.07	\$25,898	\$30,365	\$34,797	\$39,196	\$45,907
47-2151	Pipelayers	90	22.43	\$18.43	\$38,332	3.52	\$15.39	\$16.30	\$17.83	\$20.22	\$22.31	\$32,013	\$33,914	\$37,082	\$42,058	\$46,396
47-2152	Plumbers, Pipefitters, and Steamfitters	660	22.87	\$20.64	\$42,924	5.31	\$13.48	\$16.39	\$20.64	\$23.99	\$28.32	\$28,046	\$34,084	\$42,933	\$49,897	\$58,915
47-2181	Roofers	200	18.59	\$17.93	\$37,287	4.16	\$12.86	\$14.94	\$17.35	\$20.74	\$23.61	\$26,757	\$31,077	\$36,095	\$43,142	\$49,107
47-2211	Sheet Metal Workers	300	36.25	\$15.76	\$32,774	8.16	\$10.37	\$11.74	\$14.26	\$19.19	\$23.36	\$21,575	\$24,419	\$29,663	\$39,912	\$48,580
47-2221	Structural Iron and Steel Workers	60	33.06	\$18.18	\$37,812	9.82	\$10.75	\$12.80	\$17.79	\$22.23	\$27.79	\$22,367	\$26,630	\$37,012	\$46,232	\$57,812

Data unavailable

Occupational Code	Occupational Title	Employment Estimate	Employment Percentage Relative Standard Error	Average Hourly Wage	Average Annual Wage	Wage Percentage Relative Standard Error	10th Percentile (Hourly)	25th Percentile (Hourly)	50th Percentile (Hourly)	75th Percentile (Hourly)	90th Percentile (Hourly)	10th Percentile (Annual)	25th Percentile (Annual)	50th Percentile (Annual)	75th Percentile (Annual)	90th Percentile (Annual)
47-3011	Helpers--Brickmasons, Blockmasons, Stonemasons, and Tile and Marble Setters	40	47.31	\$13.61	\$28,302	8.71	\$9.83	\$10.76	\$12.60	\$15.11	\$19.41	\$20,449	\$22,384	\$26,205	\$31,433	\$40,365
47-3012	Helpers--Carpenters	#	#	\$10.84	\$22,557	22.39	\$8.20	\$8.50	\$8.99	\$9.79	\$20.13	\$17,054	\$17,674	\$18,709	\$20,360	\$41,861
47-4011	Construction and Building Inspectors	80	27.97	\$23.35	\$48,568	8.47	\$13.40	\$17.23	\$22.33	\$28.86	\$35.13	\$27,876	\$35,845	\$46,437	\$60,036	\$73,078
47-4041	Hazardous Materials Removal Workers	40	22.96	\$15.99	\$33,261	3.4	\$11.24	\$12.76	\$14.73	\$18.21	\$23.58	\$23,386	\$26,541	\$30,645	\$37,869	\$49,052
47-4051	Highway Maintenance Workers	130	24.95	\$21.26	\$44,224	2.41	\$17.92	\$19.63	\$21.34	\$22.74	\$24.79	\$37,270	\$40,823	\$44,379	\$47,307	\$51,560
47-4071	Septic Tank Servicers and Sewer Pipe Cleaners	70	23.13	\$18.23	\$37,917	8.44	\$12.64	\$15.37	\$17.33	\$21.06	\$26.77	\$26,284	\$31,960	\$36,055	\$43,814	\$55,688
47-5011	Derrick Operators, Oil and Gas	260	38.6	\$20.60	\$42,838	7.71	\$15.28	\$16.37	\$18.20	\$22.81	\$29.13	\$31,773	\$34,052	\$37,848	\$47,451	\$60,583
47-5013	Service Unit Operators, Oil, Gas, and Mining	2010	15.34	\$21.13	\$43,956	4.65	\$14.30	\$16.78	\$20.13	\$22.96	\$30.24	\$29,743	\$34,910	\$41,866	\$47,755	\$62,902
47-5071	Roustabouts, Oil and Gas	1310	15.35	\$19.10	\$39,729	4.53	\$12.70	\$15.17	\$17.54	\$24.82	\$28.14	\$26,407	\$31,546	\$36,488	\$51,629	\$58,522
47-5081	Helpers--Extraction Workers	#	#	\$20.60	\$42,854	4.24	\$16.59	\$19.22	\$20.92	\$22.61	\$23.63	\$34,502	\$39,977	\$43,507	\$47,037	\$49,155
49-0000	Installation, Maintenance, and Repair Occupations	4200	7.42	\$21.73	\$45,207	3	\$11.57	\$15.11	\$20.32	\$27.86	\$34.80	\$24,063	\$31,422	\$42,267	\$57,943	\$72,388
49-1011	First-Line Supervisors of Mechanics, Installers, and Repairers	220	9.94	\$29.40	\$61,162	3.63	\$17.97	\$24.37	\$28.86	\$35.55	\$42.25	\$37,372	\$50,680	\$60,037	\$73,938	\$87,880
49-2011	Computer, Automated Teller, and Office Machine Repairers	80	43.85	\$17.94	\$37,306	5.58	\$11.11	\$14.90	\$17.35	\$21.54	\$26.26	\$23,101	\$30,996	\$36,086	\$44,804	\$54,621
49-2022	Telecommunications Equipment Installers and Repairers, Except Line Installers	70	13.48	\$31.54	\$65,599	6.14	\$23.01	\$30.79	\$32.96	\$35.12	\$36.42	\$47,856	\$64,041	\$68,547	\$73,053	\$75,756
49-2094	Electrical and Electronics Repairers, Commercial and Industrial Equipment	120	40.66	\$24.39	\$50,725	9.89	\$10.23	\$17.06	\$23.03	\$32.54	\$36.97	\$21,284	\$35,494	\$47,899	\$67,685	\$76,904
49-2097	Electronic Home Entertainment Equipment Installers and Repairers	#	#	\$19.24	\$40,015	13.26	\$9.03	\$15.84	\$17.96	\$21.88	\$33.07	\$18,772	\$32,947	\$37,354	\$45,501	\$68,778
49-3011	Aircraft Mechanics and Service Technicians	30	24.34	\$22.26	\$46,293	6.7	\$14.69	\$17.22	\$21.50	\$26.89	\$30.87	\$30,549	\$35,820	\$44,718	\$55,937	\$64,218
49-3021	Automotive Body and Related Repairers	110	11.42	\$23.02	\$47,880	7.03	\$11.26	\$15.55	\$23.43	\$29.24	\$35.38	\$23,430	\$32,339	\$48,731	\$60,823	\$73,583
49-3023	Automotive Service Technicians and Mechanics	620	13.23	\$18.47	\$38,412	6.18	\$9.34	\$13.32	\$17.35	\$24.32	\$28.58	\$19,426	\$27,708	\$36,097	\$50,591	\$59,454
49-3031	Bus and Truck Mechanics and Diesel Engine Specialists	310	13.69	\$18.68	\$38,860	3.28	\$12.24	\$14.82	\$19.02	\$22.42	\$25.50	\$25,470	\$30,820	\$39,563	\$46,643	\$53,042
49-3041	Farm Equipment Mechanics and Service Technicians	90	14.06	\$19.64	\$40,856	4.3	\$14.08	\$16.76	\$19.96	\$22.75	\$25.52	\$29,283	\$34,860	\$41,515	\$47,326	\$53,088
49-3042	Mobile Heavy Equipment Mechanics, Except Engines	130	20.31	\$19.90	\$41,382	10.1	\$11.26	\$15.70	\$18.50	\$25.37	\$28.55	\$23,429	\$32,657	\$38,488	\$52,771	\$59,384
49-3053	Outdoor Power Equipment and Other Small Engine Mechanics	10	16.78	\$12.85	\$26,729	17.8	\$8.23	\$8.58	\$9.17	\$17.45	\$21.65	\$17,127	\$17,857	\$19,073	\$36,300	\$45,022
49-3093	Tire Repairers and Changers	#	#	\$13.87	\$28,849	13.96	\$10.05	\$10.74	\$11.87	\$15.61	\$21.45	\$20,910	\$22,330	\$24,700	\$32,473	\$44,624
49-9021	Heating, Air Conditioning, and Refrigeration Mechanics and Installers	160	39.8	\$27.02	\$56,207	7.6	\$16.50	\$21.57	\$27.91	\$32.17	\$36.08	\$34,325	\$44,860	\$58,055	\$66,923	\$75,043
49-9041	Industrial Machinery Mechanics	620	39.1	\$26.84	\$55,824	8.59	\$15.35	\$19.25	\$28.31	\$34.17	\$37.05	\$31,919	\$40,040	\$58,893	\$71,077	\$77,063
49-9043	Maintenance Workers, Machinery	80	24.58	\$23.10	\$48,057	4.49	\$15.44	\$19.43	\$22.71	\$27.14	\$32.17	\$32,112	\$40,410	\$47,226	\$56,456	\$66,919
49-9051	Electrical Power-Line Installers and Repairers	190	21.22	\$24.94	\$51,870	20.8	\$12.77	\$14.29	\$17.66	\$39.42	\$45.37	\$26,554	\$29,714	\$36,738	\$81,992	\$94,369
49-9052	Telecommunications Line Installers and Repairers	#	#	\$25.80	\$53,659	3.84	\$15.95	\$19.87	\$23.26	\$33.66	\$36.75	\$33,178	\$41,326	\$48,386	\$70,004	\$76,446
49-9062	Medical Equipment Repairers	20	45.17	\$23.77	\$49,447	8.82	\$15.47	\$17.27	\$22.45	\$29.67	\$35.21	\$32,182	\$35,914	\$46,701	\$61,710	\$73,229
49-9071	Maintenance and Repair Workers, General	670	8.71	\$19.43	\$40,405	2.61	\$11.46	\$15.09	\$19.32	\$22.71	\$28.08	\$23,828	\$31,394	\$40,194	\$47,236	\$58,400
49-9098	Helpers--Installation, Maintenance, and Repair Workers	90	17.45	\$14.51	\$30,181	4.98	\$9.22	\$12.49	\$13.91	\$16.32	\$20.29	\$19,170	\$25,973	\$28,943	\$33,954	\$42,204
49-9099	Installation, Maintenance, and Repair Workers, All Other	90	49.29	\$15.18	\$31,565	11.21	\$9.17	\$10.84	\$13.46	\$18.19	\$25.05	\$19,083	\$22,545	\$27,992	\$37,836	\$52,101
51-0000	Production Occupations	9640	4.63	\$18.26	\$37,972	3.03	\$10.81	\$14.51	\$16.87	\$19.50	\$28.23	\$22,479	\$30,189	\$35,081	\$40,557	\$58,712
51-1011	First-Line Supervisors of Production and Operating Workers	520	8.53	\$29.51	\$61,382	3.22	\$18.45	\$23.63	\$27.32	\$36.17	\$44.32	\$38,380	\$49,146	\$56,820	\$75,241	\$92,194
51-2022	Electrical and Electronic Equipment Assemblers	#	#	\$16.90	\$35,144	6.84	\$11.53	\$13.46	\$16.65	\$20.21	\$22.90	\$23,972	\$27,997	\$34,635	\$42,029	\$47,641
51-2041	Structural Metal Fabricators and Fitters	120	27.84	\$16.72	\$34,784	3.54	\$12.28	\$13.73	\$16.63	\$19.95	\$22.00	\$25,545	\$28,569	\$34,599	\$41,490	\$45,759
51-2092	Team Assemblers	#	#	\$13.03	\$27,093	7.46	\$8.53	\$9.33	\$12.99	\$16.03	\$18.14	\$17,748	\$19,411	\$27,028	\$33,343	\$37,737
51-2099	Assemblers and Fabricators, All Other	150	33.78	\$14.29	\$29,714	3.17	\$9.75	\$11.75	\$13.60	\$16.30	\$20.17	\$20,273	\$24,440	\$28,281	\$33,905	\$41,951
51-3011	Bakers	#	#	\$13.64	\$28,362	3.73	\$10.09	\$11.34	\$13.55	\$16.12	\$17.84	\$20,995	\$23,589	\$28,194	\$33,521	\$37,099

Data unavailable

Occupational Code	Occupational Title	Employment Estimate	Employment Percentage Relative Standard Error	Average Hourly Wage	Average Annual Wage	Wage Percentage Relative Standard Error	10th Percentile (Hourly)	25th Percentile (Hourly)	50th Percentile (Hourly)	75th Percentile (Hourly)	90th Percentile (Hourly)	10th Percentile (Annual)	25th Percentile (Annual)	50th Percentile (Annual)	75th Percentile (Annual)	90th Percentile (Annual)
51-3021	Butchers and Meat Cutters	380	13.51	\$14.48	\$30,119	6.21	\$12.04	\$12.71	\$13.83	\$14.94	\$19.79	\$25,050	\$26,441	\$28,756	\$31,068	\$41,168
51-3099	Food Processing Workers, All Other	20	13.96	\$11.91	\$24,769	3.19	\$9.57	\$10.24	\$11.34	\$13.47	\$15.78	\$19,914	\$21,304	\$23,597	\$28,018	\$32,815
51-4011	Computer-Controlled Machine Tool Operators, Metal and Plastic	80	29.29	\$20.41	\$42,456	5.3	\$15.58	\$17.03	\$19.97	\$23.42	\$27.27	\$32,415	\$35,414	\$41,537	\$48,712	\$56,721
51-4031	Cutting, Punching, and Press Machine Setters, Operators, and Tenders, Metal and Plastic	170	22.47	\$20.46	\$42,567	10.79	\$13.42	\$15.70	\$18.80	\$25.90	\$28.89	\$27,915	\$32,663	\$39,107	\$53,876	\$60,100
51-4033	Grinding, Lapping, Polishing, and Buffing Machine Tool Setters, Operators, and Tenders, Metal and Plastic	#	#	\$14.31	\$29,763	4.01	\$11.88	\$12.63	\$13.92	\$15.99	\$17.96	\$24,704	\$26,280	\$28,959	\$33,249	\$37,364
51-4034	Lathe and Turning Machine Tool Setters, Operators, and Tenders, Metal and Plastic	20	29.21	\$19.09	\$39,700	3.74	\$13.89	\$16.11	\$18.38	\$22.38	\$26.20	\$28,885	\$33,515	\$38,239	\$46,547	\$54,488
51-4041	Machinists	390	29.54	\$20.85	\$43,377	3.92	\$11.75	\$16.07	\$20.51	\$26.34	\$29.10	\$24,443	\$33,422	\$42,653	\$54,793	\$60,527
51-4072	Molding, Coremaking, and Casting Machine Setters, Operators, and Tenders, Metal and Plastic	110	38.64	\$12.81	\$26,640	3.95	\$9.90	\$10.64	\$11.87	\$13.82	\$17.45	\$20,589	\$22,130	\$24,681	\$28,747	\$36,303
51-4081	Multiple Machine Tool Setters, Operators, and Tenders, Metal and Plastic	100	29.98	\$18.96	\$39,440	9.95	\$10.65	\$12.50	\$17.26	\$24.74	\$30.63	\$22,162	\$25,997	\$35,891	\$51,451	\$63,719
51-4111	Tool and Die Makers	40	30.28	\$26.73	\$55,602	4.61	\$18.37	\$21.41	\$26.85	\$32.00	\$36.02	\$38,203	\$44,534	\$55,851	\$66,553	\$74,931
51-4121	Welders, Cutters, Solderers, and Brazers	960	7.32	\$21.41	\$44,525	7.46	\$14.95	\$16.31	\$18.50	\$25.37	\$34.38	\$31,092	\$33,917	\$38,489	\$52,773	\$71,507
51-4199	Metal Workers and Plastic Workers, All Other	30	40.85	\$15.14	\$31,484	3.62	\$10.70	\$12.79	\$15.72	\$17.52	\$18.60	\$22,248	\$26,607	\$32,704	\$36,439	\$38,679
51-5112	Printing Press Operators	30	17.88	\$14.87	\$30,937	5.23	\$9.79	\$11.62	\$13.44	\$15.97	\$25.16	\$20,363	\$24,180	\$27,964	\$33,212	\$52,323
51-5113	Print Binding and Finishing Workers	10	22.11	\$16.14	\$33,569	8.43	\$9.11	\$12.40	\$14.97	\$18.64	\$25.79	\$18,949	\$25,791	\$31,145	\$38,778	\$53,648
51-6011	Laundry and Dry-Cleaning Workers	110	26.82	\$10.19	\$21,202	4.84	\$8.34	\$8.84	\$9.96	\$11.10	\$11.86	\$17,337	\$18,382	\$20,717	\$23,088	\$24,671
51-7011	Cabinetmakers and Bench Carpenters	180	28.36	\$17.57	\$36,537	17.3	\$10.18	\$11.52	\$15.98	\$22.36	\$28.14	\$21,169	\$23,969	\$33,242	\$46,511	\$58,541
51-7041	Sawing Machine Setters, Operators, and Tenders, Wood	#	#	\$13.31	\$27,687	2.2	\$9.01	\$10.42	\$12.96	\$16.01	\$18.26	\$18,750	\$21,680	\$26,955	\$33,310	\$37,988
51-8013	Power Plant Operators	20	9.71	\$23.08	\$48,000	3.4	\$19.56	\$20.62	\$22.40	\$24.56	\$29.03	\$40,677	\$42,899	\$46,602	\$51,078	\$60,378
51-8031	Water and Wastewater Treatment Plant and System Operators	100	20.72	\$23.43	\$48,741	3.76	\$14.62	\$19.63	\$22.71	\$28.03	\$34.00	\$30,417	\$40,834	\$47,241	\$58,302	\$70,718
51-8092	Gas Plant Operators	#	#	\$37.56	\$78,119	4.61	\$27.83	\$31.29	\$34.32	\$37.35	\$57.07	\$57,884	\$65,091	\$71,393	\$77,695	\$118,704
51-9012	Separating, Filtering, Clarifying, Precipitating, and Still Machine Setters, Operators, and Tenders	30	40.01	\$18.93	\$39,364	13.27	\$12.07	\$13.43	\$16.36	\$21.86	\$33.19	\$25,098	\$27,944	\$34,036	\$45,471	\$69,034
51-9041	Extruding, Forming, Pressing, and Compacting Machine Setters, Operators, and Tenders	#	#	\$18.57	\$38,622	5.19	\$15.40	\$16.67	\$18.79	\$21.31	\$22.85	\$32,033	\$34,676	\$39,085	\$44,319	\$47,535
51-9061	Inspectors, Testers, Sorters, Samplers, and Weighers	250	22.08	\$22.28	\$46,342	9.2	\$12.35	\$14.29	\$18.68	\$25.08	\$36.61	\$25,679	\$29,723	\$38,850	\$52,164	\$76,145
51-9071	Jewelers and Precious Stone and Metal Workers	10	40.86	\$26.45	\$55,023	20.02	\$14.10	\$17.94	\$22.07	\$38.26	\$42.88	\$29,338	\$37,305	\$45,901	\$79,576	\$89,193
51-9083	Ophthalmic Laboratory Technicians	20	43.01	\$14.42	\$29,992	8.63	\$9.32	\$10.54	\$15.05	\$17.79	\$20.68	\$19,394	\$21,916	\$31,301	\$37,003	\$43,021
51-9111	Packaging and Filling Machine Operators and Tenders	230	29.03	\$11.43	\$23,778	4.81	\$9.85	\$10.29	\$11.01	\$11.74	\$14.27	\$20,491	\$21,396	\$22,906	\$24,415	\$29,686
51-9121	Coating, Painting, and Spraying Machine Setters, Operators, and Tenders	60	19.24	\$17.31	\$36,011	5.65	\$11.53	\$13.50	\$16.47	\$19.96	\$25.37	\$23,981	\$28,076	\$34,251	\$41,516	\$52,760
51-9195	Molders, Shapers, and Casters, Except Metal and Plastic	#	#	\$17.54	\$36,490	15.81	\$9.33	\$12.30	\$19.21	\$22.06	\$24.62	\$19,416	\$25,587	\$39,951	\$45,893	\$51,209
53-0000	Transportation and Material Moving Occupations	8320	5.23	\$19.02	\$39,563	2.04	\$10.30	\$14.27	\$17.82	\$22.42	\$28.73	\$21,429	\$29,682	\$37,064	\$46,643	\$59,751
53-1021	First-Line Supervisors of Helpers, Laborers, and Material Movers	80	23.55	\$34.77	\$72,316	13.97	\$15.89	\$25.01	\$30.08	\$41.59	\$51.59	\$33,049	\$52,013	\$62,563	\$86,504	\$107,315
53-1031	First-Line Supervisors of Transportation and Material-Moving Mach	240	10.23	\$34.06	\$70,845	4.06	\$17.26	\$22.67	\$33.03	\$43.29	\$55.05	\$35,905	\$47,144	\$68,701	\$90,037	\$114,505
53-2012	Commercial Pilots	10	24.54	#	\$83,945	8.43	#	#	#	#	#	\$42,117	\$78,546	\$87,936	\$96,343	\$129,521
53-3022	Bus Drivers, School or Special Client	230	4.75	\$14.60	\$30,372	2.18	\$12.15	\$12.81	\$13.91	\$15.18	\$18.32	\$25,280	\$26,652	\$28,940	\$31,579	\$38,103
53-3031	Driver/Sales Workers	240	27.25	\$15.93	\$33,129	5.81	\$9.85	\$12.63	\$16.14	\$19.53	\$22.01	\$20,490	\$26,266	\$33,575	\$40,624	\$45,779
53-3032	Heavy and Tractor-Trailer Truck Drivers	4250	9.93	\$21.25	\$44,209	2.39	\$15.43	\$17.14	\$20.23	\$23.92	\$29.40	\$32,096	\$35,644	\$42,076	\$49,757	\$61,146
53-3033	Light Truck or Delivery Services Drivers	580	19.92	\$17.34	\$36,066	6.11	\$10.26	\$13.36	\$16.39	\$18.77	\$27.55	\$21,331	\$27,797	\$34,088	\$39,038	\$57,294
53-3041	Taxi Drivers and Chauffeurs	20	41.77	\$12.31	\$25,603	11.82	\$8.49	\$9.22	\$12.75	\$14.51	\$16.58	\$17,651	\$19,167	\$26,529	\$30,190	\$34,489
53-3099	Motor Vehicle Operators, All Other	120	33.53	\$11.05	\$22,981	4.38	\$8.85	\$9.67	\$10.54	\$11.42	\$13.50	\$18,406	\$20,111	\$21,933	\$23,755	\$28,079

Data unavailable

Occupational Code	Occupational Title	Employment Estimate	Employment Percentage Relative Standard Error	Average Hourly Wage	Average Annual Wage	Wage Percentage Relative Standard Error	10th Percentile (Hourly)	25th Percentile (Hourly)	50th Percentile (Hourly)	75th Percentile (Hourly)	90th Percentile (Hourly)	10th Percentile (Annual)	25th Percentile (Annual)	50th Percentile (Annual)	75th Percentile (Annual)	90th Percentile (Annual)
53-6031	Automotive and Watercraft Service Attendants	30	28.29	\$11.30	\$23,499	7.55	\$8.51	\$9.27	\$11.03	\$13.14	\$14.58	\$17,701	\$19,292	\$22,944	\$27,341	\$30,325
53-6051	Transportation Inspectors	#	#	\$40.38	\$83,998	10.71	\$13.09	\$14.78	\$48.22	\$55.43	\$61.03	\$27,221	\$30,751	\$100,297	\$115,288	\$126,938
53-7021	Crane and Tower Operators	20	21.17	\$23.59	\$49,069	5.47	\$16.03	\$17.81	\$25.18	\$28.17	\$29.91	\$33,333	\$37,049	\$52,369	\$58,599	\$62,221
53-7032	Excavating and Loading Machine and Dragline Operators	#	#	\$18.23	\$37,910	5.81	\$15.56	\$16.37	\$17.73	\$19.03	\$22.28	\$32,362	\$34,058	\$36,883	\$39,586	\$46,340
53-7051	Industrial Truck and Tractor Operators	280	14.96	\$15.91	\$33,091	3.73	\$9.86	\$13.99	\$16.41	\$18.20	\$20.98	\$20,512	\$29,109	\$34,124	\$37,865	\$43,631
53-7061	Cleaners of Vehicles and Equipment	210	39.59	\$10.77	\$22,407	2.33	\$8.64	\$9.48	\$10.56	\$11.61	\$13.52	\$17,976	\$19,708	\$21,964	\$24,150	\$28,112
53-7062	Laborers and Freight, Stock, and Material Movers, Hand	1370	11.81	\$13.44	\$27,946	3.79	\$8.71	\$10.03	\$12.70	\$16.42	\$18.80	\$18,126	\$20,863	\$26,424	\$34,145	\$39,106
53-7063	Machine Feeders and Offbearers	30	18.2	\$17.84	\$37,110	9.31	\$11.18	\$14.14	\$19.35	\$21.68	\$23.08	\$23,259	\$29,405	\$40,255	\$45,100	\$48,006
53-7064	Packers and Packagers, Hand	180	19.13	\$11.72	\$24,381	7.39	\$8.32	\$8.81	\$10.50	\$14.10	\$17.31	\$17,312	\$18,319	\$21,843	\$29,338	\$36,012
53-7081	Refuse and Recyclable Material Collectors	#	#	\$18.77	\$39,043	4.22	\$14.38	\$16.17	\$18.44	\$21.73	\$23.83	\$29,916	\$33,624	\$38,365	\$45,193	\$49,574

Data unavailable

Occupational Code	Occupational Title	Employment Estimate	Employment Percentage Relative Standard Error	Average Hourly Wage	Average Annual Wage	Wage Percentage Relative Standard Error	10th Percentile (Hourly)	25th Percentile (Hourly)	50th Percentile (Hourly)	75th Percentile (Hourly)	90th Percentile (Hourly)	10th Percentile (Annual)	25th Percentile (Annual)	50th Percentile (Annual)	75th Percentile (Annual)	90th Percentile (Annual)
00-0000	Total all occupations	56130	1.95	\$19.24	\$40,023	1.81	\$8.66	\$10.04	\$15.63	\$23.48	\$34.37	\$18,020	\$20,890	\$32,517	\$48,848	\$71,495
11-0000	Management Occupations	1630	4.68	\$44.50	\$92,560	2.03	\$20.76	\$30.20	\$39.93	\$52.82	\$71.80	\$43,182	\$62,819	\$83,055	\$109,857	\$149,343
11-1021	General and Operations Managers	600	7.65	\$43.92	\$91,355	3.36	\$17.14	\$26.10	\$36.61	\$53.77	\$76.95	\$35,660	\$54,298	\$76,154	\$111,840	\$160,059
11-2022	Sales Managers	70	14.41	\$45.28	\$94,181	9.88	\$27.23	\$31.38	\$36.51	\$48.01	\$71.19	\$56,645	\$65,276	\$75,942	\$99,858	\$148,083
11-3011	Administrative Services Managers	70	9.9	\$37.09	\$77,141	4.32	\$21.85	\$27.90	\$37.68	\$43.72	\$54.62	\$45,439	\$58,026	\$78,368	\$90,945	\$113,617
11-3021	Computer and Information Systems Managers	20	10.59	\$56.02	\$116,532	9.78	\$32.80	\$39.52	\$49.36	\$67.20	\$91.66	\$68,220	\$82,196	\$102,676	\$139,768	\$190,654
11-3031	Financial Managers	30	24.01	\$56.12	\$116,739	5.49	\$35.26	\$47.15	\$54.39	\$67.13	\$83.48	\$73,331	\$98,078	\$113,139	\$139,625	\$173,633
11-3051	Industrial Production Managers	60	35.14	\$52.04	\$108,233	6.29	\$37.24	\$42.77	\$49.53	\$59.63	\$69.68	\$77,468	\$88,965	\$103,025	\$124,025	\$144,941
11-3071	Transportation, Storage, and Distribution Managers	20	15.78	\$41.49	\$86,307	3.95	\$28.84	\$35.10	\$40.19	\$50.39	\$54.11	\$59,984	\$73,005	\$83,601	\$104,821	\$112,540
11-3121	Human Resources Managers	20	8.11	\$52.03	\$108,218	6.76	\$34.05	\$39.50	\$45.71	\$57.19	\$84.00	\$70,829	\$82,154	\$95,071	\$118,964	\$174,721
11-9021	Construction Managers	80	16.92	\$41.56	\$86,452	7.54	\$27.72	\$32.07	\$37.84	\$43.92	\$62.12	\$57,649	\$66,698	\$78,698	\$91,355	\$129,202
11-9032	Education Administrators, Elementary and Secondary School	130	1.03	#	\$82,418	2.44	#	#	#	#	#	\$66,765	\$76,664	\$84,252	\$91,757	\$96,704
11-9033	Education Administrators, Postsecondary	60	10.51	\$35.61	\$74,074	6.48	\$21.61	\$25.91	\$32.95	\$42.72	\$54.19	\$44,957	\$53,887	\$68,535	\$88,851	\$112,708
11-9041	Architectural and Engineering Managers	30	30.69	\$81.02	\$168,523	10.12	\$56.20	\$65.71	\$77.46	\$90.36	\$95.24	\$116,899	\$136,668	\$161,111	\$187,949	\$198,106
11-9051	Food Service Managers	60	42.24	\$24.36	\$50,663	5.62	\$15.48	\$19.34	\$23.68	\$28.47	\$33.46	\$32,190	\$40,228	\$49,251	\$59,211	\$69,594
11-9081	Lodging Managers	#	#	\$19.43	\$40,417	8.28	\$15.93	\$17.36	\$19.77	\$21.75	\$22.93	\$33,127	\$36,101	\$41,128	\$45,238	\$47,704
11-9111	Medical and Health Services Managers	120	11.58	\$50.26	\$104,539	2.43	\$34.22	\$39.85	\$48.87	\$57.28	\$69.65	\$71,170	\$82,892	\$101,647	\$119,152	\$144,881
11-9121	Natural Sciences Managers	#	#	\$57.92	\$120,467	10.35	\$37.81	\$41.08	\$45.44	\$66.80	\$91.25	\$78,635	\$85,450	\$94,514	\$138,948	\$189,798
11-9141	Property, Real Estate, and Community Association Managers	20	29.11	\$27.76	\$57,735	13.59	\$8.82	\$19.66	\$31.88	\$37.59	\$42.33	\$18,339	\$40,899	\$66,316	\$78,189	\$88,042
11-9151	Social and Community Service Managers	30	14.97	\$31.97	\$66,495	2.94	\$21.56	\$27.32	\$32.69	\$36.57	\$39.68	\$44,850	\$56,816	\$67,988	\$76,060	\$82,524
11-9199	Managers, All Other	90	3.51	\$45.82	\$95,310	2.56	\$30.06	\$39.27	\$45.26	\$54.66	\$62.02	\$62,535	\$81,688	\$94,150	\$113,699	\$128,999
13-0000	Business and Financial Operations Occupations	1940	7.07	\$29.03	\$60,390	2.68	\$15.37	\$20.00	\$26.86	\$35.19	\$45.60	\$31,980	\$41,594	\$55,864	\$73,187	\$94,844
13-1022	Wholesale and Retail Buyers, Except Farm Products	#	#	\$23.73	\$49,350	5.23	\$14.82	\$16.89	\$21.24	\$32.09	\$36.89	\$30,830	\$35,139	\$44,180	\$66,741	\$76,730
13-1023	Purchasing Agents, Except Wholesale, Retail, and Farm Products	80	12.05	\$27.10	\$56,366	2.87	\$15.91	\$19.58	\$26.23	\$32.73	\$42.90	\$33,103	\$40,734	\$54,553	\$68,086	\$89,223
13-1031	Claims Adjusters, Examiners, and Investigators	40	32.12	\$33.09	\$68,818	5.42	\$25.55	\$29.47	\$33.45	\$36.24	\$42.17	\$53,150	\$61,291	\$69,578	\$75,377	\$87,724
13-1041	Compliance Officers, Except Agriculture, Construction, Health and Safety, and Transportation	50	12.08	\$32.74	\$68,095	4.01	\$19.49	\$23.27	\$29.13	\$40.65	\$54.15	\$40,532	\$48,393	\$60,581	\$84,553	\$112,624
13-1051	Cost Estimators	150	18.87	\$26.26	\$54,618	5.29	\$15.07	\$19.99	\$25.51	\$32.41	\$36.82	\$31,353	\$41,583	\$53,051	\$67,418	\$76,596
13-1071	Human Resources Specialists	140	44.38	\$25.78	\$53,629	3.96	\$13.88	\$17.74	\$23.39	\$31.18	\$37.69	\$28,878	\$36,909	\$48,649	\$64,850	\$78,397
13-1075	Labor Relations Specialists	#	#	\$24.92	\$51,843	13.61	\$8.45	\$9.12	\$26.92	\$35.61	\$44.72	\$17,569	\$18,962	\$55,994	\$74,071	\$93,016
13-1081	Logisticians	30	20.18	\$31.18	\$64,858	4.73	\$19.90	\$21.98	\$29.14	\$40.23	\$46.86	\$41,382	\$45,724	\$60,601	\$83,682	\$97,466
13-1111	Management Analysts	50	18.24	\$32.52	\$67,640	4.82	\$17.96	\$25.28	\$32.52	\$41.98	\$45.03	\$37,352	\$52,576	\$67,647	\$87,316	\$93,661
13-1121	Meeting, Convention, and Event Planners	20	37.09	\$17.02	\$35,408	7.49	\$12.40	\$13.15	\$14.40	\$17.91	\$23.98	\$25,800	\$27,355	\$29,948	\$37,255	\$49,872
13-1141	Compensation, Benefits, and Job Analysis Specialists	20	27.18	\$27.46	\$57,112	5.11	\$20.00	\$21.75	\$26.00	\$33.02	\$37.74	\$41,600	\$45,248	\$54,077	\$68,677	\$78,489
13-1151	Training and Development Specialists	100	33.82	\$25.51	\$53,071	6.4	\$12.32	\$16.61	\$23.65	\$31.53	\$46.00	\$25,635	\$34,546	\$49,194	\$65,583	\$95,689
13-1161	Market Research Analysts and Marketing Specialists	90	22.91	\$28.44	\$59,148	7.99	\$12.59	\$16.12	\$24.17	\$34.42	\$59.82	\$26,184	\$33,521	\$50,270	\$71,589	\$124,428
13-1199	Business Operations Specialists, All Other	560	9	\$30.82	\$64,107	3.43	\$17.22	\$22.46	\$29.14	\$36.89	\$48.60	\$35,818	\$46,727	\$60,617	\$76,740	\$101,081
13-2011	Accountants and Auditors	370	7.44	\$31.40	\$65,306	9.3	\$16.58	\$20.01	\$26.34	\$36.38	\$45.49	\$34,486	\$41,629	\$54,782	\$75,675	\$94,616
13-2031	Budget Analysts	20	16.64	\$31.37	\$65,260	3.98	\$22.14	\$25.17	\$30.66	\$37.68	\$43.64	\$46,047	\$52,344	\$63,783	\$78,368	\$90,773
13-2072	Loan Officers	#	#	\$33.54	\$69,754	15.72	\$19.69	\$22.79	\$28.50	\$38.02	\$63.87	\$40,951	\$47,397	\$59,287	\$79,087	\$132,860
13-2099	Financial Specialists, All Other	20	24.88	\$21.49	\$44,696	5.79	\$13.13	\$16.08	\$20.11	\$26.52	\$32.47	\$27,306	\$33,437	\$41,831	\$55,155	\$67,528
15-0000	Computer and Mathematical Occupations	620	17.14	\$31.42	\$65,357	3	\$16.76	\$23.70	\$30.29	\$38.12	\$47.49	\$34,853	\$49,300	\$63,010	\$79,294	\$98,775
15-1121	Computer Systems Analysts	50	33.93	\$31.07	\$64,619	3.56	\$21.18	\$25.36	\$30.30	\$35.88	\$42.80	\$44,045	\$52,753	\$63,023	\$74,633	\$89,015
15-1132	Software Developers, Applications	110	29.61	\$33.35	\$69,371	3.49	\$22.76	\$26.80	\$32.96	\$38.84	\$45.38	\$47,338	\$55,740	\$68,564	\$80,786	\$94,390
15-1141	Database Administrators	20	45.15	\$37.61	\$78,239	8.18	\$27.90	\$35.61	\$39.20	\$42.66	\$44.74	\$58,041	\$74,065	\$81,539	\$88,743	\$93,065

Data unavailable

Occupational Code	Occupational Title	Employment Estimate	Employment Percentage Relative Standard Error	Average Hourly Wage	Average Annual Wage	Wage Percentage Relative Standard Error	10th Percentile (Hourly)	25th Percentile (Hourly)	50th Percentile (Hourly)	75th Percentile (Hourly)	90th Percentile (Hourly)	10th Percentile (Annual)	25th Percentile (Annual)	50th Percentile (Annual)	75th Percentile (Annual)	90th Percentile (Annual)
15-1142	Network and Computer Systems Administrators	120	11	\$32.53	\$67,671	3.26	\$19.20	\$25.39	\$31.17	\$37.69	\$46.26	\$39,943	\$52,819	\$64,835	\$78,397	\$96,220
15-1143	Computer Network Architects	#	#	\$41.95	\$87,258	6.87	\$24.40	\$31.22	\$42.41	\$53.31	\$60.26	\$50,744	\$64,930	\$88,220	\$110,886	\$125,340
15-1151	Computer User Support Specialists	140	7.98	\$21.06	\$43,814	2.94	\$11.71	\$15.07	\$20.55	\$26.54	\$30.77	\$24,352	\$31,346	\$42,743	\$55,196	\$63,997
15-1152	Computer Network Support Specialists	30	28.76	\$25.94	\$53,957	3.16	\$16.14	\$18.17	\$24.28	\$33.71	\$36.97	\$33,576	\$37,787	\$50,507	\$70,126	\$76,903
15-1199	Computer Occupations, All Other	60	44.82	\$39.07	\$81,275	4.63	\$24.73	\$29.77	\$37.86	\$48.30	\$57.12	\$51,431	\$61,932	\$78,757	\$100,474	\$118,806
17-0000	Architecture and Engineering Occupations	770	16.51	\$35.88	\$74,623	4.87	\$21.19	\$26.35	\$33.06	\$42.41	\$56.13	\$44,066	\$54,805	\$68,770	\$88,221	\$116,748
17-1011	Architects, Except Landscape and Naval	#	#	\$29.24	\$60,814	3.37	\$17.23	\$21.71	\$26.15	\$29.53	\$45.92	\$35,829	\$45,162	\$54,399	\$61,419	\$95,506
17-1022	Surveyors	20	22.81	\$25.18	\$52,384	5.75	\$14.04	\$17.19	\$24.86	\$29.81	\$39.41	\$29,212	\$35,760	\$51,712	\$62,011	\$81,975
17-2071	Electrical Engineers	30	20.87	\$43.58	\$90,652	6.49	\$27.09	\$32.86	\$42.39	\$54.81	\$65.61	\$56,344	\$68,356	\$88,162	\$114,012	\$136,476
17-2072	Electronics Engineers, Except Computer	#	#	\$32.56	\$67,723	4.42	\$29.91	\$31.05	\$32.97	\$34.89	\$36.04	\$62,207	\$64,581	\$68,577	\$72,572	\$74,969
17-2081	Environmental Engineers	20	23.45	\$42.75	\$88,926	3.13	\$34.25	\$36.75	\$43.44	\$49.11	\$51.66	\$71,249	\$76,447	\$90,350	\$102,139	\$107,446
17-2141	Mechanical Engineers	60	43.09	\$45.44	\$94,506	8.16	\$27.34	\$32.89	\$43.09	\$56.51	\$71.13	\$56,874	\$68,408	\$89,617	\$117,551	\$147,960
17-3011	Architectural and Civil Drafters	20	31.2	\$20.79	\$43,235	6.25	\$14.86	\$18.08	\$20.72	\$22.99	\$27.47	\$30,909	\$37,612	\$43,089	\$47,809	\$57,131
17-3022	Civil Engineering Technicians	30	49.69	\$28.19	\$58,630	3.99	\$23.76	\$25.31	\$27.74	\$31.41	\$34.21	\$49,422	\$52,639	\$57,707	\$65,326	\$71,154
17-3023	Electrical and Electronics Engineering Technicians	#	#	\$30.25	\$62,925	2.72	\$21.93	\$24.62	\$27.90	\$37.68	\$42.77	\$45,605	\$51,219	\$58,022	\$78,370	\$88,955
17-3031	Surveying and Mapping Technicians	20	8.87	\$28.46	\$59,194	4.69	\$22.38	\$25.22	\$28.75	\$32.35	\$35.18	\$46,541	\$52,459	\$59,800	\$67,289	\$73,174
19-0000	Life, Physical, and Social Science Occupations	430	12.26	\$33.24	\$69,141	3.13	\$16.98	\$23.61	\$32.53	\$41.73	\$49.72	\$35,316	\$49,117	\$67,655	\$86,790	\$103,408
19-2031	Chemists	40	38.98	\$45.01	\$93,619	6.61	\$31.82	\$35.46	\$43.09	\$52.28	\$57.72	\$66,189	\$73,761	\$89,623	\$108,750	\$120,061
19-3031	Clinical, Counseling, and School Psychologists	130	5.92	\$41.15	\$85,583	4.34	\$26.76	\$36.89	\$41.75	\$46.12	\$53.73	\$55,668	\$76,740	\$86,837	\$95,936	\$111,764
19-3051	Urban and Regional Planners	10	0	\$26.28	\$54,652	2.58	\$20.74	\$23.48	\$26.28	\$29.14	\$32.96	\$43,136	\$48,838	\$54,671	\$60,602	\$68,558
19-4021	Biological Technicians	10	0	\$24.21	\$50,365	2.44	\$15.21	\$20.11	\$22.88	\$29.62	\$35.57	\$31,629	\$41,823	\$47,593	\$61,604	\$73,979
19-4031	Chemical Technicians	#	#	\$24.24	\$50,416	4.15	\$14.53	\$17.34	\$25.78	\$29.62	\$33.87	\$30,224	\$36,057	\$53,620	\$61,607	\$70,453
19-4091	Environmental Science and Protection Technicians, Including Health	50	36.5	\$21.73	\$45,203	3.39	\$16.97	\$19.28	\$21.03	\$22.78	\$30.21	\$35,303	\$40,100	\$43,740	\$47,380	\$62,847
21-0000	Community and Social Services Occupations	1180	4.57	\$22.30	\$46,384	2.31	\$11.99	\$16.37	\$21.43	\$27.58	\$33.50	\$24,931	\$34,040	\$44,568	\$57,376	\$69,671
21-1011	Substance Abuse and Behavioral Disorder Counselors	60	14.48	\$22.97	\$47,777	2.17	\$14.82	\$16.57	\$19.98	\$29.16	\$34.10	\$30,822	\$34,456	\$41,554	\$60,647	\$70,934
21-1012	Educational, Guidance, School, and Vocational Counselors	130	0.55	\$23.30	\$48,460	3.1	\$15.11	\$18.67	\$22.19	\$28.87	\$34.47	\$31,428	\$38,830	\$46,154	\$60,041	\$71,702
21-1014	Mental Health Counselors	180	9.43	\$21.16	\$44,007	2.24	\$9.47	\$16.99	\$21.12	\$26.30	\$29.34	\$19,696	\$35,343	\$43,928	\$54,712	\$61,032
21-1015	Rehabilitation Counselors	50	39.35	\$17.06	\$35,481	8.17	\$10.12	\$10.73	\$11.74	\$23.69	\$30.43	\$21,046	\$22,310	\$24,418	\$49,285	\$63,291
21-1021	Child, Family, and School Social Workers	160	4.23	\$20.26	\$42,135	2.28	\$13.25	\$15.90	\$19.71	\$24.03	\$28.67	\$27,551	\$33,081	\$40,997	\$49,974	\$59,634
21-1022	Healthcare Social Workers	90	33.62	\$29.46	\$61,270	6.46	\$16.41	\$21.57	\$27.11	\$32.05	\$38.68	\$34,127	\$44,869	\$56,382	\$66,671	\$80,458
21-1023	Mental Health and Substance Abuse Social Workers	190	12.46	\$21.60	\$44,928	3.94	\$11.39	\$16.80	\$21.02	\$27.06	\$32.10	\$23,681	\$34,953	\$43,725	\$56,287	\$66,761
21-1029	Social Workers, All Other	30	17.51	\$28.89	\$60,087	13.39	\$15.40	\$18.63	\$31.59	\$36.23	\$40.09	\$32,036	\$38,744	\$53,710	\$75,364	\$83,392
21-1091	Health Educators	30	0	\$18.97	\$39,461	3.19	\$15.14	\$16.28	\$18.18	\$20.99	\$22.92	\$31,487	\$33,859	\$37,812	\$43,652	\$47,664
21-1093	Social and Human Service Assistants	70	27.85	\$13.09	\$27,222	5.4	\$8.64	\$9.80	\$13.17	\$15.34	\$17.90	\$17,973	\$20,389	\$27,385	\$31,915	\$37,231
21-1099	Community and Social Service Specialists, All Other	50	1.63	\$19.38	\$40,304	6.42	\$10.73	\$13.48	\$17.01	\$21.91	\$29.49	\$22,317	\$28,038	\$35,385	\$45,579	\$61,347
21-2011	Clergy	#	#	\$29.05	\$60,427	2.26	\$21.00	\$24.16	\$28.05	\$34.19	\$38.40	\$43,689	\$50,249	\$58,343	\$71,111	\$79,882
23-0000	Legal Occupations	210	7.18	\$30.68	\$63,809	7.98	\$13.71	\$17.24	\$27.01	\$40.40	\$56.28	\$28,513	\$35,859	\$56,180	\$84,029	\$117,059
23-1011	Lawyers	90	11.62	\$39.39	\$81,933	7.5	\$24.76	\$28.93	\$38.13	\$47.47	\$58.04	\$51,507	\$60,174	\$79,304	\$98,744	\$120,720
23-2011	Paralegals and Legal Assistants	80	29.8	\$17.83	\$37,085	6.93	\$12.24	\$13.77	\$16.58	\$20.11	\$27.56	\$25,462	\$28,646	\$34,480	\$41,828	\$57,334
25-0000	Education, Training, and Library Occupations	3590	2.43	\$21.41	\$44,529	2.21	\$12.73	\$15.62	\$20.37	\$26.38	\$31.86	\$26,474	\$32,497	\$42,373	\$54,863	\$66,270
25-1011	Business Teachers, Postsecondary	60	10.93	#	\$63,139	21.9	#	#	#	#	#	\$26,659	\$29,694	\$56,244	\$98,128	\$113,571
25-1021	Computer Science Teachers, Postsecondary	20	4.32	#	\$46,899	16.25	#	#	#	#	#	\$25,996	\$28,047	\$40,908	\$58,672	\$87,685
25-1022	Mathematical Science Teachers, Postsecondary	70	2.35	#	\$35,823	10.81	#	#	#	#	#	\$25,659	\$27,204	\$29,780	\$38,786	\$57,573
25-1065	Political Science Teachers, Postsecondary	20	3.51	#	\$52,759	8.52	#	#	#	#	#	\$28,425	\$47,987	\$55,221	\$62,298	\$71,178
25-1066	Psychology Teachers, Postsecondary	40	25.16	#	\$46,976	7.63	#	#	#	#	#	\$26,564	\$29,467	\$49,568	\$59,874	\$69,662

Data unavailable

Occupational Code	Occupational Title	Employment Estimate	Employment Percentage Relative Standard Error	Average Hourly Wage	Average Annual Wage	Wage Percentage Relative Standard Error	10th Percentile (Hourly)	25th Percentile (Hourly)	50th Percentile (Hourly)	75th Percentile (Hourly)	90th Percentile (Hourly)	10th Percentile (Annual)	25th Percentile (Annual)	50th Percentile (Annual)	75th Percentile (Annual)	90th Percentile (Annual)
25-1067	Sociology Teachers, Postsecondary	20	4.77	#	\$49,736	12.75	#	#	#	#	#	\$26,865	\$30,219	\$52,867	\$59,627	\$71,784
25-1071	Health Specialties Teachers, Postsecondary	70	9.76	#	\$42,285	15.82	#	#	#	#	#	\$24,762	\$26,912	\$30,495	\$53,685	\$71,897
25-1072	Nursing Instructors and Teachers, Postsecondary	80	1.53	#	\$50,194	4.62	#	#	#	#	#	\$27,586	\$39,922	\$52,942	\$61,149	\$70,550
25-1081	Education Teachers, Postsecondary	50	8.07	#	\$49,042	4.7	#	#	#	#	#	\$30,103	\$42,114	\$47,825	\$57,748	\$67,438
25-1121	Art, Drama, and Music Teachers, Postsecondary	30	5.63	#	\$42,526	13.07	#	#	#	#	#	\$25,979	\$28,004	\$40,037	\$59,422	\$70,738
25-1122	Communications Teachers, Postsecondary	20	0	#	\$41,681	2.28	#	#	#	#	#	\$26,329	\$28,880	\$40,939	\$49,595	\$65,099
25-1123	English Language and Literature Teachers, Postsecondary	60	2.57	#	\$36,226	7.82	#	#	#	#	#	\$25,721	\$27,359	\$30,090	\$44,346	\$57,641
25-1125	History Teachers, Postsecondary	20	9.03	#	\$45,376	8.47	#	#	#	#	#	\$26,976	\$30,497	\$48,839	\$57,048	\$63,265
25-1194	Vocational Education Teachers, Postsecondary	110	5.19	\$23.87	\$49,648	4.8	\$12.46	\$13.91	\$22.40	\$26.87	\$37.74	\$25,908	\$28,929	\$46,582	\$55,899	\$78,499
25-2011	Preschool Teachers, Except Special Education	160	29.68	\$13.71	\$28,513	12	\$8.72	\$9.72	\$13.89	\$16.94	\$18.43	\$18,132	\$20,224	\$28,896	\$35,232	\$38,325
25-2012	Kindergarten Teachers, Except Special Education	100	1.28	#	\$44,328	2.21	#	#	#	#	#	\$32,467	\$35,606	\$42,142	\$51,733	\$60,914
25-2021	Elementary School Teachers, Except Special Education	710	1.78	#	\$48,416	2.01	#	#	#	#	#	\$33,667	\$38,102	\$46,604	\$56,971	\$66,889
25-2022	Middle School Teachers, Except Special and Career/Technical Educa	420	2.03	#	\$46,066	1.9	#	#	#	#	#	\$33,177	\$37,020	\$43,982	\$53,321	\$62,240
25-2031	Secondary School Teachers, Except Special and Career/Technical Ed	380	0	#	\$47,677	1.9	#	#	#	#	#	\$33,525	\$38,577	\$46,596	\$56,090	\$63,577
25-2052	Special Education Teachers, Kindergarten and Elementary School	120	31.49	#	\$49,863	2.44	#	#	#	#	#	\$35,256	\$41,467	\$49,185	\$58,367	\$67,744
25-2053	Special Education Teachers, Middle School	70	5.71	#	\$45,926	2.15	#	#	#	#	#	\$33,150	\$36,921	\$43,331	\$52,615	\$67,155
25-2054	Special Education Teachers, Secondary School	80	0	#	\$50,608	1.89	#	#	#	#	#	\$35,369	\$40,764	\$48,679	\$60,563	\$70,315
25-3021	Self-Enrichment Education Teachers	30	33.07	\$15.82	\$32,912	9.48	\$8.92	\$10.51	\$12.86	\$15.45	\$32.70	\$18,552	\$21,860	\$26,754	\$32,138	\$68,016
25-3097	Teachers and Instructors, All Other, Except Substitute Teachers	90	5.4	#	\$41,783	5.76	#	#	#	#	#	\$18,071	\$22,155	\$44,180	\$55,488	\$63,505
25-4021	Librarians	50	1.3	\$31.46	\$65,433	4.36	\$17.25	\$22.52	\$28.23	\$41.77	\$50.99	\$35,878	\$46,848	\$58,710	\$86,882	\$106,062
25-4031	Library Technicians	50	0	\$16.10	\$33,479	2.11	\$12.06	\$13.83	\$16.21	\$18.19	\$20.67	\$25,078	\$28,760	\$33,720	\$37,831	\$42,991
25-9031	Instructional Coordinators	30	0	\$24.28	\$50,500	2.43	\$17.49	\$20.14	\$23.55	\$27.52	\$29.30	\$36,371	\$41,894	\$48,978	\$57,240	\$60,934
25-9041	Teacher Assistants	300	5.67	#	\$30,270	2.21	#	#	#	#	#	\$23,430	\$26,294	\$29,549	\$34,549	\$38,388
27-0000	Arts, Design, Entertainment, Sports, and Media Occupations	460	14.77	\$21.19	\$44,082	9.86	\$8.83	\$10.98	\$16.21	\$24.51	\$34.49	\$18,371	\$22,835	\$33,720	\$50,981	\$71,738
27-1023	Floral Designers	20	37.51	\$11.92	\$24,787	8.95	\$8.49	\$9.23	\$12.14	\$13.94	\$15.87	\$17,662	\$19,196	\$25,247	\$28,997	\$33,005
27-1024	Graphic Designers	#	#	\$22.10	\$45,963	5.2	\$13.12	\$14.97	\$21.77	\$28.37	\$33.30	\$27,285	\$31,142	\$45,274	\$59,002	\$69,274
27-1025	Interior Designers	10	48.63	\$22.67	\$47,144	12.93	\$15.94	\$17.73	\$21.42	\$26.98	\$33.21	\$33,158	\$36,875	\$44,554	\$56,116	\$69,067
27-1026	Merchandise Displayers and Window Trimmers	20	37.45	\$11.30	\$23,509	5.52	\$8.40	\$8.99	\$10.37	\$11.64	\$17.08	\$17,465	\$18,703	\$21,560	\$24,218	\$35,523
27-2012	Producers and Directors	40	29.36	\$17.82	\$37,074	3.08	\$9.13	\$12.71	\$15.92	\$22.08	\$30.18	\$18,995	\$26,427	\$33,119	\$45,932	\$62,765
27-2022	Coaches and Scouts	80	21.92	#	\$27,037	9.4	#	#	#	#	#	\$17,238	\$18,134	\$19,733	\$31,025	\$48,228
27-3031	Public Relations Specialists	60	19.13	\$26.90	\$55,962	3.78	\$15.04	\$19.72	\$24.94	\$33.64	\$43.44	\$31,273	\$41,016	\$51,867	\$69,969	\$90,349
27-4012	Broadcast Technicians	10	39.69	\$14.93	\$31,055	5.95	\$8.92	\$11.87	\$13.49	\$15.52	\$29.62	\$18,557	\$24,684	\$28,049	\$32,274	\$61,605
27-4021	Photographers	20	29.47	\$12.67	\$26,360	10.13	\$8.50	\$9.25	\$10.75	\$15.75	\$21.40	\$17,683	\$19,247	\$22,355	\$32,754	\$44,519
29-0000	Healthcare Practitioners and Technical Occupations	4950	4.4	\$32.99	\$68,625	3.16	\$15.35	\$20.62	\$28.99	\$36.61	\$53.40	\$31,926	\$42,894	\$60,295	\$76,159	\$111,067
29-1011	Chiropractors	20	22.79	#	#	#	#	#	#	#	#	#	#	#	#	#
29-1021	Dentists, General	#	#	\$67.15	\$139,680	13.56	\$33.54	\$60.47	\$65.77	\$71.56	\$95.96	\$69,759	\$125,767	\$136,794	\$148,836	\$199,599
29-1031	Dietitians and Nutritionists	30	7.52	\$27.85	\$57,926	2.66	\$21.14	\$23.45	\$26.75	\$31.11	\$37.67	\$43,972	\$48,784	\$55,639	\$64,714	\$78,363
29-1041	Optometrists	20	38.43	\$38.19	\$79,439	10.28	\$25.51	\$28.11	\$36.62	\$49.40	\$55.12	\$53,065	\$58,467	\$76,171	\$102,757	\$114,644
29-1051	Pharmacists	160	7.41	\$54.48	\$113,327	2.04	\$46.08	\$49.98	\$54.31	\$60.06	\$69.34	\$95,849	\$103,951	\$112,958	\$124,916	\$144,221
29-1062	Family and General Practitioners	80	16.5	\$56.12	\$116,738	8.87	\$20.88	\$24.47	\$35.99	\$84.85	\$95.98	\$43,437	\$50,907	\$74,853	\$176,485	\$199,628
29-1063	Internists, General	#	#	\$126.06	\$262,209	11.27	\$91.66	\$91.66	\$92.66	\$92.66	\$92.66	\$190,646	\$190,646	\$192,743	\$192,743	\$192,743
29-1066	Psychiatrists	20	17.03	\$81.20	\$168,896	8.39	\$34.04	\$40.36	\$75.38	\$93.46	\$93.46	\$70,795	\$83,950	\$156,793	\$194,388	\$194,388
29-1067	Surgeons	#	#	\$118.50	\$246,488	8	\$86.50	\$92.87	\$93.40	\$93.92	\$95.49	\$179,920	\$193,178	\$194,268	\$195,359	\$198,621

Data unavailable

Occupational Code	Occupational Title	Employment Estimate	Employment Percentage Relative Standard Error	Average Hourly Wage	Average Annual Wage	Wage Percentage Relative Standard Error	10th Percentile (Hourly)	25th Percentile (Hourly)	50th Percentile (Hourly)	75th Percentile (Hourly)	90th Percentile (Hourly)	10th Percentile (Annual)	25th Percentile (Annual)	50th Percentile (Annual)	75th Percentile (Annual)	90th Percentile (Annual)
29-1069	Physicians and Surgeons, All Other	#	#	\$120.74	\$251,129	8.1	\$90.82	\$92.01	\$92.61	\$93.40	\$100.00	\$188,902	\$191,380	\$192,620	\$194,280	\$208,000
29-1071	Physician Assistants	50	19.96	\$42.90	\$89,229	6.56	\$21.85	\$38.98	\$43.48	\$49.29	\$57.28	\$45,445	\$81,081	\$90,439	\$102,531	\$119,153
29-1122	Occupational Therapists	100	36.31	\$48.43	\$100,740	3.93	\$31.05	\$36.94	\$52.05	\$58.55	\$62.46	\$64,581	\$76,835	\$108,261	\$121,791	\$129,920
29-1123	Physical Therapists	60	22.49	\$47.82	\$99,458	4.51	\$33.93	\$38.99	\$44.36	\$60.00	\$68.93	\$70,581	\$81,099	\$92,273	\$124,810	\$143,383
29-1127	Speech-Language Pathologists	150	4.69	\$41.66	\$86,654	3.34	\$27.20	\$32.56	\$40.56	\$50.49	\$58.02	\$56,579	\$67,729	\$84,362	\$105,016	\$120,680
29-1131	Veterinarians	#	#	\$25.03	\$52,057	15.79	\$16.05	\$17.97	\$21.68	\$32.69	\$36.83	\$33,377	\$37,370	\$45,098	\$67,998	\$76,616
29-1141	Registered Nurses	2000	6.99	\$30.19	\$62,793	1.51	\$22.32	\$26.01	\$30.25	\$34.97	\$38.57	\$46,424	\$54,109	\$62,911	\$72,734	\$80,221
29-1171	Nurse Practitioners	140	18.45	\$40.01	\$83,218	6.26	\$24.99	\$35.65	\$41.79	\$47.12	\$54.42	\$51,989	\$74,162	\$86,929	\$98,018	\$113,199
29-2012	Medical and Clinical Laboratory Technicians	30	11.24	\$16.21	\$33,722	3.86	\$10.85	\$12.58	\$14.89	\$19.97	\$22.76	\$22,573	\$26,157	\$30,976	\$41,536	\$47,333
29-2021	Dental Hygienists	130	35.66	\$31.34	\$65,197	6.73	\$22.94	\$30.03	\$32.73	\$35.33	\$36.90	\$47,710	\$62,472	\$68,073	\$73,479	\$76,761
29-2032	Diagnostic Medical Sonographers	40	27.44	\$33.50	\$69,681	2.24	\$26.41	\$30.24	\$33.55	\$36.87	\$42.35	\$54,942	\$62,896	\$69,794	\$76,689	\$88,093
29-2035	Magnetic Resonance Imaging Technologists	30	21.45	\$26.77	\$55,681	4.33	\$14.47	\$17.02	\$28.26	\$34.68	\$41.26	\$30,105	\$35,403	\$58,781	\$72,133	\$85,813
29-2041	Emergency Medical Technicians and Paramedics	160	19.68	\$19.02	\$39,559	3.26	\$10.59	\$12.96	\$16.88	\$23.04	\$33.24	\$22,021	\$26,954	\$35,108	\$47,926	\$69,138
29-2052	Pharmacy Technicians	230	17.68	\$14.74	\$30,669	2.5	\$11.84	\$12.79	\$14.35	\$16.66	\$18.40	\$24,633	\$26,597	\$29,853	\$34,650	\$38,272
29-2053	Psychiatric Technicians	290	0.74	\$17.73	\$36,882	3.17	\$15.65	\$15.66	\$17.26	\$19.17	\$21.71	\$32,554	\$32,568	\$35,902	\$39,869	\$45,158
29-2056	Veterinary Technologists and Technicians	60	1.35	\$11.54	\$23,994	10.45	\$8.36	\$8.91	\$10.30	\$12.41	\$15.04	\$17,397	\$18,533	\$21,426	\$25,807	\$31,289
29-2061	Licensed Practical and Licensed Vocational Nurses	230	13.91	\$21.41	\$44,536	3.72	\$15.97	\$17.95	\$20.96	\$23.61	\$28.41	\$33,214	\$37,331	\$43,597	\$49,098	\$59,095
29-2071	Medical Records and Health Information Technicians	90	14.36	\$21.08	\$43,843	3.85	\$13.70	\$16.41	\$20.92	\$25.53	\$28.96	\$28,506	\$34,141	\$43,516	\$53,096	\$60,239
29-2081	Opticians, Dispensing	50	33.31	\$12.22	\$25,423	3.05	\$8.39	\$8.99	\$10.75	\$16.17	\$17.92	\$17,461	\$18,693	\$22,355	\$33,633	\$37,283
29-2099	Health Technologists and Technicians, All Other	110	11.33	\$18.96	\$39,435	5.86	\$11.39	\$13.34	\$17.17	\$23.32	\$30.14	\$23,689	\$27,747	\$35,714	\$48,500	\$62,691
29-9011	Occupational Health and Safety Specialists	20	14.62	\$37.89	\$78,805	4.43	\$27.70	\$31.60	\$36.23	\$43.61	\$49.99	\$57,618	\$65,722	\$75,365	\$90,716	\$103,977
29-9091	Athletic Trainers	10	8.59	#	\$30,846	17.22	#	#	#	#	#	\$17,908	\$19,809	\$27,497	\$41,556	\$48,377
31-0000	Healthcare Support Occupations	3130	9.52	\$12.95	\$26,930	2.56	\$8.53	\$9.40	\$12.21	\$15.54	\$18.48	\$17,750	\$19,554	\$25,394	\$32,320	\$38,435
31-1011	Home Health Aides	930	26.77	\$9.69	\$20,161	4.02	\$8.19	\$8.47	\$8.95	\$10.10	\$13.10	\$17,035	\$17,626	\$18,613	\$21,012	\$27,251
31-1014	Nursing Assistants	1000	11.59	\$13.50	\$28,073	3.8	\$9.86	\$10.88	\$13.28	\$16.18	\$17.88	\$20,516	\$22,627	\$27,622	\$33,663	\$37,193
31-2011	Occupational Therapy Assistants	70	13.58	\$20.39	\$42,404	2.63	\$16.16	\$18.84	\$20.59	\$22.50	\$23.64	\$33,604	\$39,179	\$42,837	\$46,793	\$49,179
31-2021	Physical Therapist Assistants	120	30.93	\$20.62	\$42,895	6.9	\$11.12	\$17.83	\$20.80	\$23.09	\$29.73	\$23,129	\$37,089	\$43,257	\$48,024	\$61,828
31-2022	Physical Therapist Aides	20	38.07	\$18.92	\$39,363	14.59	\$12.17	\$13.64	\$19.56	\$23.98	\$27.43	\$25,312	\$28,375	\$40,676	\$49,876	\$57,046
31-9091	Dental Assistants	200	26.31	\$15.42	\$32,072	5.81	\$12.10	\$13.08	\$14.72	\$17.50	\$20.50	\$25,170	\$27,212	\$30,616	\$36,410	\$42,649
31-9092	Medical Assistants	380	10.35	\$13.84	\$28,793	2.34	\$10.75	\$12.20	\$13.51	\$14.95	\$17.78	\$22,358	\$25,366	\$28,106	\$31,098	\$36,989
31-9094	Medical Transcriptionists	30	15.56	\$18.16	\$37,770	4.95	\$14.92	\$16.05	\$17.94	\$20.97	\$23.38	\$31,037	\$33,392	\$37,318	\$43,617	\$48,631
31-9095	Pharmacy Aides	#	#	\$11.02	\$22,930	6.43	\$8.77	\$9.61	\$10.60	\$11.60	\$13.74	\$18,243	\$19,991	\$22,056	\$24,121	\$28,570
31-9097	Phlebotomists	100	18.11	\$15.49	\$32,213	5.88	\$10.84	\$12.46	\$14.48	\$17.89	\$21.85	\$22,539	\$25,920	\$30,120	\$37,202	\$45,441
31-9099	Healthcare Support Workers, All Other	20	11.27	\$16.75	\$34,849	8.58	\$8.72	\$12.69	\$17.18	\$20.10	\$23.81	\$18,141	\$26,388	\$35,736	\$41,804	\$49,520
33-0000	Protective Service Occupations	1890	5.38	\$21.80	\$45,351	3.95	\$10.86	\$15.98	\$20.04	\$27.41	\$34.18	\$22,598	\$33,232	\$41,678	\$57,006	\$71,089
33-1011	First-Line Supervisors of Correctional Officers	60	5.07	\$30.21	\$62,846	4.55	\$24.46	\$26.59	\$30.51	\$33.34	\$36.57	\$50,882	\$55,302	\$63,454	\$69,345	\$76,074
33-1012	First-Line Supervisors of Police and Detectives	40	0	\$39.89	\$82,970	2.83	\$32.04	\$35.33	\$39.09	\$44.03	\$49.07	\$66,640	\$73,481	\$81,305	\$91,580	\$102,056
33-1021	First-Line Supervisors of Fire Fighting and Prevention Workers	10	20.29	\$27.65	\$57,508	8.71	\$16.17	\$18.30	\$29.23	\$33.49	\$40.09	\$33,632	\$38,059	\$60,797	\$69,661	\$83,392
33-1099	First-Line Supervisors of Protective Service Workers, All Other	30	26.06	\$23.76	\$49,431	4.27	\$15.82	\$20.86	\$24.33	\$28.34	\$31.59	\$32,905	\$43,389	\$50,608	\$58,937	\$65,716
33-2011	Firefighters	210	7.41	\$24.90	\$51,789	2.49	\$12.89	\$17.58	\$23.92	\$32.16	\$39.72	\$26,820	\$36,577	\$49,752	\$66,895	\$82,618
33-3012	Correctional Officers and Jailers	610	4.83	\$20.85	\$43,373	7.18	\$15.10	\$18.85	\$20.03	\$24.40	\$27.65	\$31,403	\$39,208	\$41,672	\$50,742	\$57,514
33-3021	Detectives and Criminal Investigators	50	0	\$31.40	\$65,304	2.38	\$22.45	\$24.83	\$32.89	\$35.70	\$42.28	\$46,688	\$51,648	\$68,406	\$74,257	\$87,946
33-3051	Police and Sheriff's Patrol Officers	290	0	\$29.85	\$62,093	2.52	\$21.20	\$25.12	\$30.50	\$34.55	\$37.57	\$44,095	\$52,250	\$63,432	\$71,865	\$78,149
33-9032	Security Guards	380	18.66	\$16.32	\$33,947	2.51	\$10.65	\$13.91	\$16.72	\$18.76	\$20.98	\$22,158	\$28,924	\$34,785	\$39,014	\$43,642
33-9091	Crossing Guards	#	#	\$12.08	\$25,134	3.28	\$8.48	\$9.21	\$11.24	\$14.49	\$17.46	\$17,648	\$19,160	\$23,377	\$30,143	\$36,322
33-9099	Protective Service Workers, All Other	90	0.71	\$11.32	\$23,550	3.02	\$8.27	\$8.68	\$9.36	\$12.81	\$14.88	\$17,205	\$18,053	\$19,465	\$26,643	\$30,944
35-0000	Food Preparation and Serving-Related Occupations	5710	5.3	\$10.07	\$20,955	2.88	\$8.19	\$8.47	\$8.94	\$9.50	\$13.40	\$17,030	\$17,616	\$18,592	\$19,755	\$27,871

Data unavailable

Occupational Code	Occupational Title	Employment Estimate	Employment Percentage Relative Standard Error	Average Hourly Wage	Average Annual Wage	Wage Percentage Relative Standard Error	10th Percentile (Hourly)	25th Percentile (Hourly)	50th Percentile (Hourly)	75th Percentile (Hourly)	90th Percentile (Hourly)	10th Percentile (Annual)	25th Percentile (Annual)	50th Percentile (Annual)	75th Percentile (Annual)	90th Percentile (Annual)
35-1011	Chefs and Head Cooks	#	#	\$19.99	\$41,581	5.41	\$13.14	\$15.34	\$18.19	\$24.91	\$28.85	\$27,323	\$31,909	\$37,838	\$51,815	\$60,001
35-1012	First-Line Supervisors of Food Preparation and Serving Workers	370	20.83	\$15.38	\$32,000	2.99	\$9.93	\$11.26	\$13.90	\$19.36	\$23.10	\$20,651	\$23,411	\$28,902	\$40,279	\$48,040
35-2011	Cooks, Fast Food	240	34.8	\$11.08	\$23,044	12.05	\$8.26	\$8.64	\$9.29	\$11.55	\$15.27	\$17,171	\$17,966	\$19,315	\$24,029	\$31,763
35-2012	Cooks, Institution and Cafeteria	280	5.6	\$12.67	\$26,355	2.38	\$9.45	\$10.43	\$12.01	\$14.11	\$16.96	\$19,649	\$21,702	\$24,982	\$29,343	\$35,279
35-2014	Cooks, Restaurant	510	34.67	\$9.85	\$20,483	5.83	\$8.22	\$8.56	\$9.11	\$10.53	\$12.90	\$17,103	\$17,797	\$18,954	\$21,892	\$26,838
35-2015	Cooks, Short Order	60	46.86	\$10.66	\$22,176	6.17	\$8.45	\$9.12	\$10.30	\$11.67	\$13.85	\$17,571	\$18,967	\$21,422	\$24,277	\$28,804
35-2021	Food Preparation Workers	460	34.96	\$9.39	\$19,527	3.28	\$8.18	\$8.44	\$8.89	\$9.34	\$11.41	\$17,009	\$17,563	\$18,486	\$19,419	\$23,725
35-3011	Bartenders	260	19.93	#	#	#	#	#	#	#	#	#	#	#	#	#
35-3021	Combined Food Preparation and Serving Workers, Including Fast Food	1760	16.86	\$8.95	\$18,606	1.99	\$8.15	\$8.37	\$8.75	\$9.12	\$9.41	\$16,952	\$17,420	\$18,200	\$18,980	\$19,574
35-3022	Counter Attendants, Cafeteria, Food Concession, and Coffee Shop	70	45.71	\$8.98	\$18,680	3.78	\$8.17	\$8.43	\$8.86	\$9.30	\$10.51	\$16,999	\$17,539	\$18,437	\$19,337	\$21,867
35-3031	Waiters and Waitresses	1070	12.78	\$8.94	\$18,596	2.66	\$8.15	\$8.38	\$8.75	\$9.13	\$9.37	\$16,954	\$17,425	\$18,210	\$18,995	\$19,495
35-3041	Food Servers, Nonrestaurant	#	#	\$9.36	\$19,463	5.03	\$8.20	\$8.50	\$8.99	\$9.70	\$11.21	\$17,053	\$17,673	\$18,705	\$20,178	\$23,319
35-9011	Dining Room and Cafeteria Attendants and Bartender Helpers	40	33.92	\$8.73	\$18,151	3.35	\$8.15	\$8.38	\$8.76	\$9.14	\$9.39	\$16,957	\$17,433	\$18,225	\$19,018	\$19,521
35-9021	Dishwashers	180	33.53	\$8.85	\$18,411	2.71	\$8.16	\$8.41	\$8.82	\$9.23	\$9.81	\$16,982	\$17,496	\$18,352	\$19,208	\$20,405
35-9031	Hosts and Hostesses, Restaurant, Lounge, and Coffee Shop	140	42.89	\$9.03	\$18,791	3.59	\$8.17	\$8.42	\$8.85	\$9.27	\$10.00	\$16,992	\$17,519	\$18,398	\$19,278	\$20,807
37-0000	Building and Grounds Cleaning and Maintenance Occupations	1870	6.8	\$12.24	\$25,469	2.26	\$8.45	\$9.13	\$10.82	\$14.01	\$18.78	\$17,581	\$18,992	\$22,501	\$29,137	\$39,068
37-1011	First-Line Supervisors of Housekeeping and Janitorial Workers	60	25.02	\$15.69	\$32,638	3.02	\$10.91	\$12.44	\$13.95	\$18.28	\$22.53	\$22,691	\$25,875	\$29,012	\$38,025	\$46,864
37-1012	First-Line Supervisors of Landscaping, Lawn Service, and Groundsk	30	26.12	\$19.74	\$41,055	9.93	\$12.46	\$13.93	\$17.65	\$25.57	\$28.43	\$25,907	\$28,965	\$36,721	\$53,195	\$59,140
37-2011	Janitors and Cleaners, Except Maids and Housekeeping Cleaners	1000	8.33	\$12.02	\$24,992	2.24	\$8.51	\$9.28	\$10.82	\$13.54	\$17.07	\$17,705	\$19,307	\$22,503	\$28,166	\$35,502
37-2012	Maids and Housekeeping Cleaners	250	30.5	\$9.42	\$19,595	2.81	\$8.21	\$8.53	\$9.06	\$10.12	\$11.42	\$17,082	\$17,745	\$18,849	\$21,047	\$23,756
37-3011	Landscaping and Groundskeeping Workers	530	12.76	\$13.11	\$27,270	4.24	\$8.53	\$9.35	\$11.32	\$16.92	\$20.89	\$17,744	\$19,453	\$23,556	\$35,185	\$43,446
39-0000	Personal Care and Service Occupations	1400	9.96	\$10.68	\$22,218	2.92	\$8.23	\$8.59	\$9.17	\$11.08	\$16.49	\$17,128	\$17,860	\$19,080	\$23,042	\$34,302
39-1021	First-Line Supervisors of Personal Service Workers	30	19.8	\$17.57	\$36,536	2.74	\$14.69	\$15.61	\$16.98	\$18.34	\$21.63	\$30,556	\$32,474	\$35,314	\$38,153	\$45,000
39-2021	Nonfarm Animal Caretakers	100	20.95	\$11.23	\$23,365	7.66	\$8.26	\$8.64	\$9.28	\$11.00	\$19.62	\$17,173	\$17,972	\$19,303	\$22,889	\$40,808
39-3091	Amusement and Recreation Attendants	90	12	\$9.71	\$20,201	3.45	\$8.24	\$8.61	\$9.22	\$10.59	\$11.70	\$17,146	\$17,905	\$19,170	\$22,033	\$24,341
39-4031	Morticians, Undertakers, and Funeral Directors	40	41.21	\$18.11	\$37,665	14.19	\$10.45	\$11.78	\$18.36	\$22.11	\$25.48	\$21,739	\$24,509	\$38,192	\$45,984	\$52,992
39-5012	Hairdressers, Hairstylists, and Cosmetologists	150	12.78	\$11.43	\$23,766	7.43	\$9.61	\$10.03	\$10.74	\$11.44	\$13.03	\$19,987	\$20,866	\$22,332	\$23,797	\$27,112
39-9011	Childcare Workers	120	40.8	\$9.94	\$20,685	3.49	\$8.22	\$8.54	\$9.08	\$10.73	\$13.63	\$17,091	\$17,768	\$18,896	\$22,314	\$28,345
39-9021	Personal Care Aides	620	19.89	\$8.87	\$18,458	2.06	\$8.15	\$8.38	\$8.77	\$9.15	\$9.64	\$16,959	\$17,438	\$18,237	\$19,035	\$20,059
39-9031	Fitness Trainers and Aerobics Instructors	80	4.24	\$17.57	\$36,538	3.25	\$11.60	\$15.79	\$17.60	\$20.10	\$22.49	\$24,127	\$32,842	\$36,605	\$41,810	\$46,772
39-9032	Recreation Workers	70	9.04	\$10.73	\$22,327	5.99	\$8.26	\$8.66	\$9.34	\$11.69	\$14.68	\$17,188	\$18,010	\$19,417	\$24,318	\$30,536
39-9041	Residential Advisors	60	4.53	\$11.50	\$23,927	4.91	\$8.34	\$8.84	\$10.19	\$13.58	\$17.50	\$17,339	\$18,388	\$21,191	\$28,238	\$36,393
41-0000	Sales and Related Occupations	6690	3.72	\$14.21	\$29,551	3.5	\$8.34	\$8.84	\$10.39	\$15.96	\$22.68	\$17,338	\$18,385	\$21,613	\$33,205	\$47,176
41-1011	First-Line Supervisors of Retail Sales Workers	470	7.91	\$19.23	\$39,988	3.05	\$11.82	\$14.44	\$17.76	\$21.52	\$25.83	\$24,580	\$30,033	\$36,936	\$44,759	\$53,717
41-1012	First-Line Supervisors of Non-Retail Sales Workers	130	9.22	\$20.24	\$42,099	13.07	\$8.75	\$11.88	\$14.67	\$25.54	\$31.47	\$18,204	\$24,718	\$30,514	\$53,132	\$65,461
41-2011	Cashiers	1930	8.28	\$10.42	\$21,682	2.6	\$8.25	\$8.62	\$9.23	\$11.09	\$15.33	\$17,152	\$17,920	\$19,201	\$23,062	\$31,885
41-2021	Counter and Rental Clerks	320	24.41	\$12.04	\$25,052	5.2	\$8.28	\$8.71	\$9.46	\$14.76	\$20.08	\$17,227	\$18,108	\$19,679	\$30,692	\$41,762
41-2022	Parts Salespersons	100	43.25	\$14.81	\$30,804	6.84	\$9.68	\$10.94	\$13.56	\$17.57	\$22.95	\$20,136	\$22,752	\$28,205	\$36,540	\$47,734
41-2031	Retail Salespersons	1950	6.74	\$12.94	\$26,920	3.22	\$8.40	\$9.01	\$10.79	\$14.46	\$19.20	\$17,481	\$18,741	\$22,451	\$30,077	\$39,930
41-3011	Advertising Sales Agents	#	#	\$26.65	\$55,422	11.06	\$11.17	\$17.03	\$25.06	\$34.53	\$47.20	\$23,238	\$35,415	\$52,133	\$71,829	\$98,177
41-3021	Insurance Sales Agents	160	6.68	\$25.13	\$52,281	22.45	\$8.76	\$14.46	\$18.18	\$37.87	\$45.11	\$18,224	\$30,077	\$37,807	\$78,779	\$93,823
41-3031	Securities, Commodities, and Financial Services Sales Agents	140	18.79	\$36.12	\$75,136	21.97	\$14.97	\$16.59	\$19.11	\$46.69	\$82.68	\$31,134	\$34,507	\$39,749	\$97,117	\$171,977
41-3099	Sales Representatives, Services, All Other	170	15.21	\$23.36	\$48,595	8.32	\$9.24	\$12.84	\$22.13	\$31.50	\$38.93	\$19,212	\$26,708	\$46,030	\$65,516	\$80,980

Data unavailable

Occupational Code	Occupational Title	Employment Estimate	Employment Percentage Relative Standard Error	Average Hourly Wage	Average Annual Wage	Wage Percentage Relative Standard Error	10th Percentile (Hourly)	25th Percentile (Hourly)	50th Percentile (Hourly)	75th Percentile (Hourly)	90th Percentile (Hourly)	10th Percentile (Annual)	25th Percentile (Annual)	50th Percentile (Annual)	75th Percentile (Annual)	90th Percentile (Annual)
41-4012	Sales Representatives, Wholesale and Manufacturing, Except Technical and Scientific Products	320	10.09	\$26.70	\$55,536	6.01	\$12.39	\$17.22	\$21.82	\$28.82	\$46.75	\$25,762	\$35,810	\$45,382	\$59,949	\$97,237
41-9022	Real Estate Sales Agents	10	41.45	\$18.22	\$37,888	14.32	\$12.60	\$13.72	\$15.67	\$18.01	\$29.19	\$26,214	\$28,528	\$32,598	\$37,455	\$60,713
41-9099	Sales and Related Workers, All Other	50	26.4	\$16.38	\$34,069	4.66	\$8.87	\$10.88	\$14.54	\$22.51	\$26.76	\$18,447	\$22,631	\$30,234	\$46,814	\$55,657
43-0000	Office and Administrative Support Occupations	9430	2.59	\$14.93	\$31,051	1.9	\$8.92	\$10.48	\$13.71	\$17.84	\$23.09	\$18,549	\$21,802	\$28,521	\$37,109	\$48,025
43-1011	First-Line Supervisors of Office and Administrative Support Workers	470	4.35	\$21.91	\$45,572	1.95	\$14.28	\$16.60	\$20.46	\$26.70	\$31.48	\$29,710	\$34,525	\$42,563	\$55,530	\$65,468
43-2011	Switchboard Operators, Including Answering Service	#	#	\$10.72	\$22,302	3.59	\$9.32	\$9.98	\$10.70	\$11.43	\$11.87	\$19,382	\$20,749	\$22,265	\$23,782	\$24,694
43-3021	Billing and Posting Clerks and Machine Operators	150	22.42	\$18.61	\$38,707	4.48	\$13.25	\$15.26	\$17.64	\$21.72	\$26.50	\$27,568	\$31,741	\$36,695	\$45,186	\$55,110
43-3031	Bookkeeping, Accounting, and Auditing Clerks	480	8.16	\$15.82	\$32,908	2.56	\$9.29	\$12.12	\$15.53	\$18.70	\$22.89	\$19,319	\$25,220	\$32,307	\$38,905	\$47,603
43-3051	Payroll and Timekeeping Clerks	60	14.67	\$15.63	\$32,506	4.39	\$8.84	\$10.97	\$15.30	\$19.18	\$23.85	\$18,377	\$22,817	\$31,818	\$39,886	\$49,600
43-3061	Procurement Clerks	30	7.08	\$20.04	\$41,689	4.03	\$13.90	\$17.23	\$19.78	\$22.90	\$24.49	\$28,920	\$35,841	\$41,134	\$47,633	\$50,937
43-3071	Tellers	300	18.27	\$12.23	\$25,434	2.97	\$9.80	\$10.51	\$11.70	\$13.70	\$15.39	\$20,390	\$21,867	\$24,329	\$28,497	\$32,020
43-4031	Court, Municipal, and License Clerks	140	0.66	\$16.75	\$34,845	2.25	\$12.03	\$15.11	\$16.57	\$18.40	\$22.03	\$25,018	\$31,429	\$34,474	\$38,272	\$45,828
43-4051	Customer Service Representatives	1480	4.75	\$12.58	\$26,173	2.97	\$9.07	\$10.33	\$12.32	\$14.30	\$16.86	\$18,861	\$21,484	\$25,630	\$29,738	\$35,074
43-4071	File Clerks	110	6.96	\$12.51	\$26,021	4.7	\$8.49	\$9.22	\$11.22	\$15.72	\$18.33	\$17,654	\$19,175	\$23,347	\$32,708	\$38,118
43-4081	Hotel, Motel, and Resort Desk Clerks	110	26.74	\$9.31	\$19,374	3.2	\$8.23	\$8.57	\$9.13	\$9.93	\$11.11	\$17,112	\$17,820	\$19,000	\$20,659	\$23,102
43-4111	Interviewers, Except Eligibility and Loan	280	35.62	\$10.40	\$21,633	6.57	\$8.24	\$8.61	\$9.22	\$11.34	\$14.33	\$17,149	\$17,912	\$19,183	\$23,581	\$29,801
43-4121	Library Assistants, Clerical	50	0	\$14.00	\$29,130	3.34	\$12.25	\$12.84	\$13.82	\$14.81	\$17.19	\$25,490	\$26,714	\$28,754	\$30,795	\$35,762
43-4141	New Accounts Clerks	#	#	\$18.98	\$39,477	5.86	\$15.53	\$16.49	\$18.09	\$20.90	\$23.10	\$32,299	\$34,296	\$37,624	\$43,477	\$48,055
43-4151	Order Clerks	#	#	\$10.64	\$22,139	18.38	\$8.21	\$8.53	\$9.06	\$9.59	\$17.38	\$17,080	\$17,739	\$18,839	\$19,938	\$36,151
43-4161	Human Resources Assistants, Except Payroll and Timekeeping	60	12.07	\$16.83	\$35,009	2.75	\$12.50	\$14.80	\$16.72	\$18.57	\$21.81	\$25,993	\$30,793	\$34,774	\$38,624	\$45,367
43-4171	Receptionists and Information Clerks	550	8.17	\$13.33	\$27,719	4.32	\$9.55	\$10.80	\$12.76	\$14.54	\$18.50	\$19,855	\$22,455	\$26,534	\$30,253	\$38,486
43-4199	Information and Record Clerks, All Other	110	11.11	\$17.57	\$36,545	2.96	\$12.10	\$13.62	\$17.16	\$20.20	\$23.61	\$25,173	\$28,331	\$35,699	\$42,013	\$49,116
43-5031	Police, Fire, and Ambulance Dispatchers	70	4.03	\$19.56	\$40,691	3.02	\$15.91	\$17.28	\$19.84	\$22.31	\$22.54	\$33,099	\$35,937	\$41,263	\$46,402	\$46,874
43-5032	Dispatchers, Except Police, Fire, and Ambulance	30	15.05	\$20.59	\$42,821	7.74	\$12.06	\$16.20	\$18.59	\$25.10	\$33.10	\$25,076	\$33,689	\$38,663	\$52,211	\$68,850
43-5041	Meter Readers, Utilities	#	#	\$19.38	\$40,302	14.97	\$13.24	\$14.92	\$17.38	\$25.58	\$28.38	\$27,538	\$31,038	\$36,143	\$53,203	\$59,033
43-5051	Postal Service Clerks	30	0	\$25.12	\$52,247		\$15.27	\$26.05	\$26.72	\$26.73	\$26.73	\$31,755	\$54,179	\$55,583	\$55,592	\$55,597
43-5052	Postal Service Mail Carriers	140	0	\$24.92	\$51,841		\$16.56	\$25.65	\$27.50	\$27.51	\$27.51	\$34,439	\$53,347	\$57,201	\$57,213	\$57,220
43-5053	Postal Service Mail Sorters, Processors, and Processing Machine Operators	10	0	\$20.36	\$42,355		\$11.89	\$15.26	\$21.68	\$26.22	\$26.79	\$24,742	\$31,746	\$45,094	\$54,534	\$55,713
43-5061	Production, Planning, and Expediting Clerks	40	18.54	\$25.50	\$53,042	6.67	\$18.92	\$20.51	\$23.12	\$29.48	\$36.98	\$39,363	\$42,659	\$48,082	\$61,315	\$76,925
43-5071	Shipping, Receiving, and Traffic Clerks	170	16.52	\$15.36	\$31,957	3.85	\$9.52	\$10.76	\$14.00	\$19.56	\$23.42	\$19,812	\$22,374	\$29,117	\$40,692	\$48,718
43-5081	Stock Clerks and Order Fillers	740	10.81	\$12.50	\$25,996	3.13	\$8.40	\$9.00	\$10.98	\$15.02	\$18.12	\$17,471	\$18,718	\$22,839	\$31,244	\$37,688
43-6011	Executive Secretaries and Executive Administrative Assistants	260	3.64	\$21.55	\$44,834	1.55	\$16.20	\$19.17	\$21.25	\$24.21	\$27.89	\$33,704	\$39,878	\$44,200	\$50,357	\$58,003
43-6012	Legal Secretaries	40	27.61	\$17.72	\$36,855	5.82	\$12.70	\$14.27	\$17.29	\$20.63	\$22.81	\$26,414	\$29,686	\$35,971	\$42,918	\$47,453
43-6013	Medical Secretaries	320	12.46	\$14.40	\$29,950	4.74	\$9.25	\$10.89	\$13.46	\$16.32	\$20.16	\$19,234	\$22,652	\$27,994	\$33,950	\$41,932
43-6014	Secretaries and Administrative Assistants, Except Legal, Medical, and Executive	1220	4.81	\$15.33	\$31,891	1.58	\$9.09	\$11.37	\$15.26	\$18.16	\$22.38	\$18,911	\$23,656	\$31,732	\$37,771	\$46,546
43-9021	Data Entry Keyers	80	19.28	\$12.17	\$25,323	6.12	\$8.37	\$8.93	\$10.88	\$15.32	\$17.44	\$17,412	\$18,571	\$22,627	\$31,857	\$36,265
43-9061	Office Clerks, General	810	11.08	\$16.39	\$34,101	6.87	\$8.70	\$9.85	\$15.08	\$20.52	\$27.89	\$18,096	\$20,489	\$31,372	\$42,688	\$58,008
43-9071	Office Machine Operators, Except Computer	#	#	\$16.44	\$34,195	2.42	\$10.18	\$11.75	\$15.09	\$19.53	\$26.63	\$21,166	\$24,436	\$31,382	\$40,615	\$55,398
45-0000	Farming, Fishing, and Forestry Occupations	30	21.85	\$16.48	\$34,288	12.61	\$10.07	\$11.46	\$16.13	\$18.10	\$21.20	\$20,947	\$23,836	\$33,542	\$37,638	\$44,093
47-0000	Construction and Extraction Occupations	2290	6.47	\$20.30	\$42,225	2.9	\$10.99	\$14.06	\$18.79	\$24.89	\$30.72	\$22,856	\$29,247	\$39,078	\$51,765	\$63,895
47-1011	First-Line Supervisors of Construction Trades and Extraction Workers	220	20.52	\$34.19	\$71,112	5.62	\$20.84	\$26.39	\$31.62	\$42.90	\$54.00	\$43,348	\$54,882	\$65,762	\$89,222	\$112,318
47-2031	Carpenters	200	11.64	\$20.37	\$42,379	5.85	\$14.99	\$17.02	\$20.41	\$23.92	\$27.59	\$31,176	\$35,399	\$42,451	\$49,758	\$57,397
47-2042	Floor Layers, Except Carpet, Wood, and Hard Tiles	#	#	\$19.61	\$40,780	23.11	\$12.53	\$13.49	\$15.22	\$20.31	\$40.77	\$26,063	\$28,069	\$31,648	\$42,248	\$84,803

Data unavailable

Occupational Code	Occupational Title	Employment Estimate	Employment Percentage Relative Standard Error	Average Hourly Wage	Average Annual Wage	Wage Percentage Relative Standard Error	10th Percentile (Hourly)	25th Percentile (Hourly)	50th Percentile (Hourly)	75th Percentile (Hourly)	90th Percentile (Hourly)	10th Percentile (Annual)	25th Percentile (Annual)	50th Percentile (Annual)	75th Percentile (Annual)	90th Percentile (Annual)
47-2051	Cement Masons and Concrete Finishers	100	35.97	\$16.51	\$34,331	9.94	\$10.16	\$12.92	\$15.94	\$19.18	\$23.70	\$21,129	\$26,880	\$33,159	\$39,902	\$49,293
47-2061	Construction Laborers	420	19.85	\$13.80	\$28,706	4.4	\$9.22	\$10.83	\$13.06	\$15.43	\$18.73	\$19,185	\$22,522	\$27,167	\$32,092	\$38,967
47-2071	Paving, Surfacing, and Tamping Equipment Operators	80	24.31	\$17.32	\$36,025	8.69	\$12.79	\$14.32	\$16.39	\$18.37	\$22.59	\$26,606	\$29,795	\$34,095	\$38,201	\$46,995
47-2073	Operating Engineers and Other Construction Equipment Operators	270	36.59	\$21.53	\$44,787	3.85	\$15.11	\$17.92	\$21.51	\$25.36	\$28.39	\$31,433	\$37,283	\$44,747	\$52,757	\$59,045
47-2081	Drywall and Ceiling Tile Installers	50	33.23	\$15.64	\$32,523	6.25	\$12.24	\$13.26	\$15.10	\$17.46	\$18.95	\$25,468	\$27,589	\$31,415	\$36,311	\$39,412
47-2111	Electricians	270	12.18	\$24.46	\$50,877	5	\$13.81	\$20.20	\$24.78	\$28.42	\$33.72	\$28,722	\$42,010	\$51,540	\$59,105	\$70,127
47-2121	Glaziers	20	33.81	\$16.08	\$33,442	10.22	\$9.23	\$12.49	\$14.35	\$20.46	\$23.51	\$19,199	\$25,985	\$29,847	\$42,556	\$48,897
47-2141	Painters, Construction and Maintenance	80	23.18	\$17.52	\$36,436	3.28	\$11.48	\$13.60	\$16.63	\$20.71	\$26.52	\$23,885	\$28,285	\$34,582	\$43,084	\$55,156
47-2151	Pipelayers	20	34.34	\$21.08	\$43,850	12.88	\$15.27	\$16.39	\$18.25	\$26.74	\$28.85	\$31,755	\$34,082	\$37,961	\$55,628	\$60,003
47-2152	Plumbers, Pipefitters, and Steamfitters	90	22.27	\$24.28	\$50,498	4	\$14.75	\$21.22	\$23.60	\$29.47	\$33.49	\$30,689	\$44,144	\$49,092	\$61,297	\$69,664
47-2181	Roofers	70	33.06	\$12.57	\$26,147	15.18	\$8.33	\$8.81	\$11.11	\$14.21	\$18.05	\$17,316	\$18,330	\$23,108	\$29,551	\$37,552
47-2211	Sheet Metal Workers	120	42.44	\$18.60	\$38,686	7.77	\$11.25	\$14.91	\$17.77	\$21.66	\$28.87	\$23,407	\$31,021	\$36,953	\$45,047	\$60,053
47-4011	Construction and Building Inspectors	#	#	\$26.52	\$55,154	12.93	\$8.92	\$20.66	\$28.52	\$34.45	\$37.26	\$18,547	\$42,980	\$59,322	\$71,659	\$77,500
47-4051	Highway Maintenance Workers	70	0	\$19.51	\$40,588	2.19	\$15.39	\$16.73	\$19.03	\$21.72	\$24.11	\$32,007	\$34,790	\$39,589	\$45,175	\$50,138
47-4071	Septic Tank Servicers and Sewer Pipe Cleaners	#	#	\$14.51	\$30,179	3.71	\$10.38	\$11.67	\$14.10	\$17.09	\$19.41	\$21,585	\$24,265	\$29,335	\$35,541	\$40,377
47-4099	Construction and Related Workers, All Other	20	45.83	\$13.97	\$29,056	24.32	\$8.41	\$9.02	\$10.69	\$15.68	\$27.97	\$17,487	\$18,759	\$22,232	\$32,621	\$58,184
49-0000	Installation, Maintenance, and Repair Occupations	2350	6.54	\$20.44	\$42,515	2.43	\$9.99	\$13.60	\$19.48	\$25.78	\$32.29	\$20,789	\$28,293	\$40,517	\$53,632	\$67,171
49-1011	First-Line Supervisors of Mechanics, Installers, and Repairers	170	18.38	\$31.68	\$65,890	3.14	\$20.34	\$25.33	\$30.74	\$36.87	\$46.23	\$42,297	\$52,690	\$63,941	\$76,694	\$96,151
49-2011	Computer, Automated Teller, and Office Machine Repairers	50	38.42	\$13.64	\$28,369	9.13	\$8.80	\$10.04	\$12.22	\$14.47	\$23.44	\$18,305	\$20,880	\$25,425	\$30,089	\$48,760
49-2021	Radio, Cellular, and Tower Equipment Installers and Repairers	10	38.87	\$16.60	\$34,535	6.33	\$9.27	\$10.92	\$16.18	\$22.62	\$24.07	\$19,272	\$22,705	\$33,665	\$47,046	\$50,065
49-2022	Telecommunications Equipment Installers and Repairers, Except Line Installers	70	30.12	\$29.07	\$60,469	7.52	\$20.96	\$24.96	\$30.72	\$33.88	\$35.88	\$43,592	\$51,920	\$63,895	\$70,461	\$74,627
49-3021	Automotive Body and Related Repairers	50	26.27	\$16.90	\$35,160	15.9	\$8.60	\$9.49	\$14.67	\$20.43	\$32.13	\$17,896	\$19,745	\$30,517	\$42,504	\$66,836
49-3023	Automotive Service Technicians and Mechanics	340	22.56	\$17.92	\$37,267	3.93	\$9.54	\$13.04	\$17.80	\$22.08	\$26.18	\$19,835	\$27,120	\$37,014	\$45,925	\$54,458
49-3031	Bus and Truck Mechanics and Diesel Engine Specialists	80	23.77	\$20.24	\$42,101	4.75	\$12.34	\$16.05	\$20.74	\$23.63	\$26.97	\$25,669	\$33,379	\$43,149	\$49,142	\$56,091
49-3042	Mobile Heavy Equipment Mechanics, Except Engines	70	43.49	\$21.14	\$43,968	5.01	\$16.10	\$18.98	\$21.48	\$23.85	\$26.89	\$33,497	\$39,469	\$44,686	\$49,614	\$55,937
49-9011	Mechanical Door Repairers	#	#	\$15.66	\$32,567	3.18	\$12.56	\$14.22	\$16.08	\$17.52	\$18.39	\$26,128	\$29,569	\$33,446	\$36,450	\$38,252
49-9021	Heating, Air Conditioning, and Refrigeration Mechanics and Installers	90	22.14	\$22.25	\$46,278	3.92	\$14.09	\$17.93	\$21.73	\$26.78	\$32.04	\$29,309	\$37,299	\$45,201	\$55,708	\$66,645
49-9041	Industrial Machinery Mechanics	220	11.43	\$26.30	\$54,706	5.33	\$16.10	\$20.51	\$25.13	\$29.25	\$42.89	\$33,495	\$42,659	\$52,266	\$60,830	\$89,206
49-9043	Maintenance Workers, Machinery	10	31.09	\$18.39	\$38,255	3.16	\$13.20	\$15.11	\$17.83	\$21.54	\$24.93	\$27,465	\$31,421	\$37,081	\$44,811	\$51,845
49-9051	Electrical Power-Line Installers and Repairers	#	#	\$32.78	\$68,188	5.99	\$21.56	\$30.36	\$33.99	\$37.66	\$43.56	\$44,852	\$63,150	\$70,694	\$78,329	\$90,606
49-9062	Medical Equipment Repairers	50	25.27	\$16.50	\$34,315	12.3	\$12.16	\$12.87	\$14.06	\$18.06	\$27.20	\$25,283	\$26,771	\$29,250	\$37,558	\$56,583
49-9071	Maintenance and Repair Workers, General	640	7.9	\$15.94	\$33,156	2.33	\$9.03	\$10.98	\$14.83	\$19.48	\$24.91	\$18,773	\$22,840	\$30,837	\$40,523	\$51,817
49-9091	Coin, Vending, and Amusement Machine Servicers and Repairers	10	47.67	#	#	#	#	#	#	#	#	#	#	#	#	#
49-9098	Helpers--Installation, Maintenance, and Repair Workers	20	40.45	\$9.64	\$20,046	5.3	\$8.23	\$8.57	\$9.15	\$10.20	\$12.25	\$17,117	\$17,833	\$19,027	\$21,210	\$25,478
49-9099	Installation, Maintenance, and Repair Workers, All Other	40	25.53	\$13.97	\$29,067	9.77	\$8.32	\$8.81	\$10.40	\$20.97	\$22.68	\$17,313	\$18,323	\$21,630	\$43,625	\$47,165
51-0000	Production Occupations	2820	16.06	\$19.20	\$39,945	3.1	\$10.20	\$13.73	\$18.28	\$22.48	\$31.58	\$21,224	\$28,552	\$38,031	\$46,752	\$65,694
51-1011	First-Line Supervisors of Production and Operating Workers	180	18.98	\$27.52	\$57,243	4.19	\$16.07	\$20.22	\$27.36	\$34.06	\$38.04	\$33,417	\$42,058	\$56,910	\$70,845	\$79,130
51-2041	Structural Metal Fabricators and Fitters	70	27.67	\$17.02	\$35,411	4.12	\$12.62	\$13.72	\$16.41	\$20.33	\$22.52	\$26,250	\$28,528	\$34,125	\$42,296	\$46,842
51-2099	Assemblers and Fabricators, All Other	30	40.15	\$12.65	\$26,316	9.21	\$8.55	\$9.37	\$12.70	\$14.87	\$17.55	\$17,779	\$19,488	\$26,415	\$30,934	\$36,497
51-3011	Bakers	50	33.18	\$12.55	\$26,100	1.76	\$9.80	\$10.72	\$12.32	\$14.20	\$16.19	\$20,393	\$22,302	\$25,623	\$29,537	\$33,678
51-3021	Butchers and Meat Cutters	#	#	\$16.52	\$34,366	4	\$9.90	\$11.16	\$18.45	\$21.22	\$22.74	\$20,595	\$23,221	\$38,381	\$44,132	\$47,305

Data unavailable

Occupational Code	Occupational Title	Employment Estimate	Employment Percentage Relative Standard Error	Average Hourly Wage	Average Annual Wage	Wage Percentage Relative Standard Error	10th Percentile (Hourly)	25th Percentile (Hourly)	50th Percentile (Hourly)	75th Percentile (Hourly)	90th Percentile (Hourly)	10th Percentile (Annual)	25th Percentile (Annual)	50th Percentile (Annual)	75th Percentile (Annual)	90th Percentile (Annual)
51-3099	Food Processing Workers, All Other	40	5.66	\$12.33	\$25,652	2.47	\$9.61	\$10.22	\$11.23	\$15.00	\$17.33	\$19,990	\$21,252	\$23,355	\$31,209	\$36,056
51-4011	Computer-Controlled Machine Tool Operators, Metal and Plastic	30	34	\$18.76	\$39,027	11.39	\$12.57	\$13.81	\$19.60	\$22.25	\$24.84	\$26,151	\$28,717	\$40,772	\$46,285	\$51,672
51-4031	Cutting, Punching, and Press Machine Setters, Operators, and Tenders, Metal and Plastic	#	#	\$14.98	\$31,151	8.7	\$8.64	\$11.87	\$15.53	\$18.17	\$21.17	\$17,964	\$24,684	\$32,296	\$37,784	\$44,043
51-4041	Machinists	120	21.1	\$17.29	\$35,958	6.18	\$10.83	\$14.86	\$16.91	\$19.48	\$22.69	\$22,524	\$30,909	\$35,176	\$40,518	\$47,196
51-4081	Multiple Machine Tool Setters, Operators, and Tenders, Metal and Plastic	20	22.51	\$15.79	\$32,852	3.88	\$12.01	\$12.87	\$14.30	\$19.77	\$22.23	\$24,990	\$26,773	\$29,744	\$41,120	\$46,236
51-5112	Printing Press Operators	30	16.72	\$16.39	\$34,089	4.11	\$12.73	\$14.00	\$15.94	\$18.32	\$21.22	\$26,480	\$29,123	\$33,160	\$38,108	\$44,143
51-6021	Pressers, Textile, Garment, and Related Materials	#	#	\$11.31	\$23,534	10.24	\$8.56	\$9.39	\$10.60	\$11.71	\$16.98	\$17,810	\$19,539	\$22,042	\$24,349	\$35,319
51-6031	Sewing Machine Operators	30	33.36	\$14.14	\$29,415	9.8	\$8.92	\$10.12	\$12.09	\$14.46	\$29.85	\$18,546	\$21,050	\$25,156	\$30,080	\$62,092
51-7011	Cabinetmakers and Bench Carpenters	30	18.35	\$12.68	\$26,371	4.89	\$8.49	\$9.22	\$11.86	\$14.61	\$19.88	\$17,652	\$19,171	\$24,661	\$30,398	\$41,360
51-8031	Water and Wastewater Treatment Plant and System Operators	60	10.27	\$23.41	\$48,692	3.23	\$15.95	\$19.35	\$22.50	\$28.50	\$34.28	\$33,184	\$40,247	\$46,805	\$59,282	\$71,309
51-9061	Inspectors, Testers, Sorters, Samplers, and Weighers	290	12.03	\$18.71	\$38,920	6.13	\$9.29	\$15.05	\$19.89	\$22.08	\$23.42	\$19,323	\$31,309	\$41,379	\$45,927	\$48,713
51-9111	Packaging and Filling Machine Operators and Tenders	#	#	\$14.94	\$31,075	3.32	\$11.79	\$12.77	\$14.38	\$17.10	\$18.86	\$24,516	\$26,563	\$29,907	\$35,571	\$39,229
51-9122	Painters, Transportation Equipment	20	19.66	\$22.89	\$47,608	19.24	\$11.00	\$12.95	\$16.00	\$29.57	\$45.34	\$22,872	\$26,930	\$33,281	\$61,507	\$94,314
51-9198	Helpers--Production Workers	110	24.04	\$13.91	\$28,935	8.13	\$8.76	\$9.83	\$12.28	\$18.01	\$21.57	\$18,220	\$20,444	\$25,532	\$37,462	\$44,875
53-0000	Transportation and Material Moving Occupations	2750	6.91	\$16.10	\$33,478	3.97	\$8.75	\$10.27	\$14.81	\$19.31	\$23.02	\$18,208	\$21,365	\$30,806	\$40,155	\$47,871
53-1021	First-Line Supervisors of Helpers, Laborers, and Material Movers,	20	11.3	\$30.37	\$63,165	8.37	\$19.10	\$23.00	\$32.31	\$36.64	\$42.33	\$39,718	\$47,833	\$67,204	\$76,221	\$88,049
53-1031	First-Line Supervisors of Transportation and Material-Moving Mach	80	16.44	\$26.28	\$54,663	6.47	\$15.32	\$18.21	\$24.99	\$33.15	\$37.41	\$31,868	\$37,886	\$51,975	\$68,949	\$77,811
53-3031	Driver/Sales Workers	230	33.31	\$12.45	\$25,899	10.77	\$8.34	\$8.84	\$9.72	\$12.56	\$22.26	\$17,340	\$18,389	\$20,220	\$26,126	\$46,301
53-3032	Heavy and Tractor-Trailer Truck Drivers	390	17.27	\$20.70	\$43,058	12.37	\$12.98	\$14.75	\$16.71	\$18.53	\$25.54	\$27,004	\$30,684	\$34,756	\$38,538	\$53,117
53-3033	Light Truck or Delivery Services Drivers	240	19.17	\$12.75	\$26,519	5.05	\$8.39	\$8.97	\$11.51	\$16.06	\$18.21	\$17,445	\$18,652	\$23,944	\$33,415	\$37,881
53-3041	Taxi Drivers and Chauffeurs	30	19.15	\$11.63	\$24,200	5.67	\$8.38	\$8.95	\$12.06	\$13.95	\$15.07	\$17,433	\$18,624	\$25,079	\$29,026	\$31,348
53-3099	Motor Vehicle Operators, All Other	#	#	\$11.86	\$24,661	6.08	\$8.28	\$8.69	\$9.39	\$14.53	\$20.29	\$17,217	\$18,082	\$19,523	\$30,217	\$42,208
53-6031	Automotive and Watercraft Service Attendants	90	31.19	\$10.16	\$21,140	1.91	\$8.38	\$8.94	\$9.95	\$11.22	\$12.55	\$17,422	\$18,594	\$20,691	\$23,344	\$26,109
53-7021	Crane and Tower Operators	150	31.87	\$23.08	\$48,008	5.9	\$17.95	\$19.88	\$21.74	\$23.59	\$33.17	\$37,341	\$41,344	\$45,213	\$49,071	\$69,001
53-7051	Industrial Truck and Tractor Operators	200	18.33	\$16.39	\$34,082	6.76	\$9.85	\$12.00	\$16.40	\$20.44	\$22.74	\$20,485	\$24,959	\$34,106	\$42,513	\$47,295
53-7061	Cleaners of Vehicles and Equipment	50	29.63	\$10.24	\$21,299	4.87	\$8.25	\$8.63	\$9.27	\$10.98	\$15.18	\$17,168	\$17,960	\$19,278	\$22,836	\$31,582
53-7062	Laborers and Freight, Stock, and Material Movers, Hand	790	8.79	\$14.96	\$31,115	6.97	\$8.69	\$10.31	\$13.98	\$19.95	\$22.34	\$18,083	\$21,452	\$29,077	\$41,496	\$46,467
53-7064	Packers and Packers, Hand	190	27.71	\$12.24	\$25,462	8.87	\$8.80	\$9.76	\$11.18	\$15.18	\$17.50	\$18,295	\$20,310	\$23,248	\$31,571	\$36,408

Data unavailable

Occupational Code	Occupational Title	Employment Estimate	Employment Percentage Relative Standard Error	Average Hourly Wage	Average Annual Wage	Wage Percentage Relative Standard Error	10th Percentile (Hourly)	25th Percentile (Hourly)	50th Percentile (Hourly)	75th Percentile (Hourly)	90th Percentile (Hourly)	10th Percentile (Annual)	25th Percentile (Annual)	50th Percentile (Annual)	75th Percentile (Annual)	90th Percentile (Annual)
00-0000	Total all occupations	65820	2.7	\$17.51	\$36,426	1.27	\$8.70	\$10.05	\$14.43	\$20.99	\$29.65	\$18,090	\$20,911	\$30,012	\$43,656	\$61,666
11-0000	Management Occupations	2330	5.56	\$35.57	\$73,993	2.95	\$17.17	\$23.10	\$31.35	\$42.28	\$57.27	\$35,710	\$48,049	\$65,200	\$87,939	\$119,123
11-1011	Chief Executives	70	6.94	\$43.18	\$89,812	4.94	\$19.68	\$32.23	\$43.19	\$51.93	\$67.95	\$40,938	\$67,044	\$89,828	\$108,018	\$141,332
11-1021	General and Operations Managers	950	8.34	\$38.81	\$80,727	5.27	\$17.14	\$22.91	\$31.91	\$44.59	\$70.46	\$35,661	\$47,658	\$66,381	\$92,739	\$146,554
11-1031	Legislators	70	4.23	#	\$59,514	3.36	#	#	#	#	#	\$19,925	\$42,395	\$57,129	\$79,142	\$93,422
11-2022	Sales Managers	60	33.21	\$30.39	\$63,220	10.39	\$16.15	\$17.75	\$30.58	\$35.19	\$52.19	\$33,601	\$36,920	\$63,601	\$73,199	\$108,549
11-3011	Administrative Services Managers	60	22.04	\$33.78	\$70,258	6.56	\$16.57	\$22.81	\$29.11	\$49.49	\$56.75	\$34,468	\$47,442	\$60,553	\$102,931	\$118,035
11-3021	Computer and Information Systems Managers	20	36.46	\$48.64	\$101,177	6.83	\$29.96	\$38.02	\$45.80	\$58.19	\$74.37	\$62,320	\$79,079	\$95,267	\$121,034	\$154,683
11-3031	Financial Managers	120	23.18	\$41.97	\$87,307	7.23	\$21.72	\$27.18	\$39.71	\$53.55	\$69.51	\$45,187	\$56,525	\$82,590	\$111,382	\$144,588
11-3051	Industrial Production Managers	40	27.35	\$45.54	\$94,733	3.55	\$30.34	\$33.96	\$43.30	\$57.00	\$67.87	\$63,115	\$70,639	\$90,055	\$118,556	\$141,171
11-3121	Human Resources Managers	20	16	\$39.04	\$81,195	5.76	\$23.28	\$28.30	\$39.96	\$45.57	\$54.19	\$48,418	\$58,867	\$83,120	\$94,789	\$112,715
11-9021	Construction Managers	80	28.72	\$39.62	\$82,403	9.69	\$24.48	\$29.56	\$36.59	\$43.19	\$49.78	\$50,921	\$61,488	\$76,099	\$89,835	\$103,536
11-9031	Education Administrators, Preschool and Childcare Center/Program	20	20.2	\$23.45	\$48,773	8.08	\$16.58	\$18.75	\$21.76	\$25.85	\$29.30	\$34,489	\$38,992	\$45,269	\$53,768	\$60,952
11-9032	Education Administrators, Elementary and Secondary School	200	6.81	#	\$65,344	3.52	#	#	#	#	#	\$43,246	\$55,006	\$66,943	\$76,194	\$88,219
11-9033	Education Administrators, Postsecondary	70	43.33	\$33.34	\$69,339	8.97	\$20.00	\$23.13	\$30.20	\$41.79	\$48.98	\$41,595	\$48,102	\$62,813	\$86,931	\$101,873
11-9041	Architectural and Engineering Managers	20	31.57	\$50.32	\$104,667	10.31	\$27.00	\$38.32	\$48.91	\$60.71	\$80.46	\$56,169	\$79,699	\$101,742	\$126,271	\$167,354
11-9051	Food Service Managers	30	40.16	\$19.06	\$39,648	7.45	\$12.77	\$14.04	\$19.05	\$21.94	\$25.34	\$26,554	\$29,212	\$39,627	\$45,630	\$52,707
11-9081	Lodging Managers	#	#	\$20.20	\$42,011	15.36	\$15.90	\$16.74	\$18.14	\$20.61	\$32.33	\$33,079	\$34,822	\$37,726	\$42,878	\$67,237
11-9111	Medical and Health Services Managers	110	13.07	\$35.99	\$74,864	5.34	\$24.64	\$27.26	\$33.48	\$41.07	\$45.99	\$51,243	\$56,697	\$69,629	\$85,419	\$95,665
11-9121	Natural Sciences Managers	10	9.04	\$45.59	\$94,831	3.33	\$37.87	\$38.99	\$45.03	\$50.32	\$57.90	\$78,760	\$81,094	\$93,652	\$104,670	\$120,438
11-9131	Postmasters and Mail Superintendents	70	0	\$26.69	\$55,516	1.03	\$18.36	\$25.14	\$27.45	\$30.55	\$34.93	\$38,193	\$52,292	\$57,099	\$63,534	\$72,647
11-9151	Social and Community Service Managers	100	18.72	\$28.67	\$59,626	4.09	\$18.52	\$24.00	\$28.25	\$33.99	\$37.97	\$38,529	\$49,923	\$58,757	\$70,708	\$78,973
11-9161	Emergency Management Directors	20	11.62	\$18.59	\$38,667	5.39	\$12.72	\$14.79	\$17.80	\$21.51	\$23.64	\$26,448	\$30,757	\$37,015	\$44,732	\$49,180
11-9199	Managers, All Other	140	27.47	\$26.77	\$55,687	12.36	\$8.56	\$9.41	\$26.71	\$39.02	\$45.99	\$17,813	\$19,572	\$55,559	\$81,154	\$95,652
13-0000	Business and Financial Operations Occupations	2200	5.79	\$27.18	\$56,543	1.93	\$14.48	\$18.70	\$24.45	\$32.91	\$43.62	\$30,113	\$38,893	\$50,853	\$68,457	\$90,719
13-1022	Wholesale and Retail Buyers, Except Farm Products	60	17.83	\$29.10	\$60,537	20.93	\$12.73	\$16.46	\$23.19	\$41.87	\$56.72	\$26,483	\$34,237	\$48,230	\$87,092	\$117,982
13-1023	Purchasing Agents, Except Wholesale, Retail, and Farm Products	70	13.46	\$22.93	\$47,695	2.77	\$14.86	\$16.88	\$21.00	\$27.79	\$36.56	\$30,915	\$35,117	\$43,676	\$57,797	\$76,055
13-1031	Claims Adjusters, Examiners, and Investigators	30	19.48	\$28.60	\$59,478	6.5	\$15.56	\$18.53	\$29.74	\$34.39	\$41.20	\$32,367	\$38,545	\$61,856	\$71,521	\$85,705
13-1041	Compliance Officers, Except Agriculture, Construction, Health and Safety, and Transportation	140	10.5	\$26.24	\$54,580	3.16	\$15.38	\$20.41	\$25.81	\$31.89	\$36.60	\$31,989	\$42,443	\$53,691	\$66,327	\$76,119
13-1051	Cost Estimators	70	40.43	\$25.76	\$53,575	5.07	\$18.60	\$20.95	\$25.38	\$29.27	\$35.53	\$38,694	\$43,585	\$52,784	\$60,886	\$73,901
13-1071	Human Resources Specialists	110	12.07	\$25.02	\$52,043	4.22	\$13.76	\$17.53	\$22.32	\$30.60	\$40.73	\$28,614	\$36,455	\$46,428	\$63,641	\$84,727
13-1111	Management Analysts	20	32.33	\$30.46	\$63,362	11.95	\$17.24	\$19.66	\$25.46	\$38.48	\$54.43	\$35,851	\$40,887	\$52,957	\$80,045	\$113,208
13-1131	Fundraisers	20	19.91	\$16.02	\$33,319	15.66	\$8.45	\$9.13	\$15.33	\$18.23	\$27.64	\$17,579	\$18,988	\$31,878	\$37,919	\$57,490
13-1151	Training and Development Specialists	40	22.14	\$26.94	\$56,034	5.7	\$15.87	\$21.34	\$26.52	\$30.09	\$41.03	\$33,019	\$44,388	\$55,167	\$62,592	\$85,337
13-1161	Market Research Analysts and Marketing Specialists	60	19.94	\$23.36	\$48,584	5.65	\$14.10	\$18.21	\$21.75	\$28.00	\$36.68	\$29,337	\$37,879	\$45,230	\$58,233	\$76,297
13-1199	Business Operations Specialists, All Other	440	17.6	\$26.62	\$55,378	3.86	\$12.41	\$17.95	\$23.24	\$31.95	\$46.68	\$25,817	\$37,345	\$48,332	\$66,464	\$97,101
13-2011	Accountants and Auditors	560	14.77	\$28.30	\$58,867	4.24	\$16.08	\$19.91	\$25.99	\$33.18	\$42.28	\$33,447	\$41,419	\$54,069	\$69,008	\$87,939
13-2021	Appraisers and Assessors of Real Estate	120	13.04	\$19.90	\$41,399	6.11	\$12.60	\$14.19	\$17.69	\$22.92	\$29.68	\$26,204	\$29,522	\$36,785	\$47,668	\$61,725
13-2041	Credit Analysts	#	#	\$29.99	\$62,369	7.23	\$20.44	\$23.79	\$31.69	\$36.10	\$38.92	\$42,508	\$49,491	\$65,915	\$75,083	\$80,963
13-2072	Loan Officers	330	4.17	\$31.92	\$66,395	5.16	\$17.13	\$21.89	\$29.13	\$39.98	\$47.30	\$35,626	\$45,521	\$60,593	\$83,162	\$98,375
13-2081	Tax Examiners and Collectors, and Revenue Agents	20	22.89	\$17.20	\$35,774	8.1	\$11.31	\$12.88	\$14.74	\$21.08	\$25.71	\$23,528	\$26,789	\$30,656	\$43,844	\$53,480
13-2099	Financial Specialists, All Other	40	42.18	\$26.38	\$54,862	14.47	\$15.58	\$18.11	\$25.90	\$30.64	\$39.96	\$32,415	\$37,666	\$53,878	\$63,725	\$83,125
15-0000	Computer and Mathematical Occupations	460	18.82	\$31.07	\$64,623	7.65	\$13.55	\$18.99	\$26.79	\$36.29	\$53.49	\$28,180	\$39,489	\$55,717	\$75,491	\$112,259
15-1134	Web Developers	#	#	\$24.67	\$51,313	15.62	\$9.25	\$20.69	\$24.58	\$31.51	\$34.85	\$19,243	\$43,040	\$51,127	\$65,550	\$72,478
15-1141	Database Administrators	20	43.32	\$31.07	\$64,631	12.78	\$17.38	\$24.00	\$27.81	\$39.91	\$51.49	\$36,160	\$49,921	\$57,849	\$83,003	\$107,100

Data unavailable

Occupational Code	Occupational Title	Employment Estimate	Employment Percentage Relative Standard Error	Average Hourly Wage	Average Annual Wage	Wage Percentage Relative Standard Error	10th Percentile (Hourly)	25th Percentile (Hourly)	50th Percentile (Hourly)	75th Percentile (Hourly)	90th Percentile (Hourly)	10th Percentile (Annual)	25th Percentile (Annual)	50th Percentile (Annual)	75th Percentile (Annual)	90th Percentile (Annual)
15-1142	Network and Computer Systems Administrators	130	15.43	\$27.02	\$56,195	2.73	\$18.19	\$21.86	\$26.33	\$32.18	\$37.08	\$37,840	\$45,468	\$54,759	\$66,944	\$77,136
15-1151	Computer User Support Specialists	110	11.09	\$18.07	\$37,593	3.69	\$10.71	\$12.99	\$16.74	\$22.14	\$28.32	\$22,271	\$27,029	\$34,817	\$46,057	\$58,915
15-1152	Computer Network Support Specialists	40	32.89	\$23.90	\$49,712	9.76	\$14.33	\$16.88	\$21.16	\$29.49	\$38.83	\$29,807	\$35,111	\$44,003	\$61,330	\$80,775
15-1199	Computer Occupations, All Other	#	#	\$36.92	\$76,792	2.82	\$30.63	\$32.07	\$35.90	\$42.32	\$48.15	\$63,709	\$66,708	\$74,679	\$88,026	\$100,145
17-0000	Architecture and Engineering Occupations	310	11.3	\$36.74	\$76,417	4.89	\$15.41	\$24.66	\$33.06	\$44.56	\$60.07	\$32,054	\$51,291	\$68,762	\$92,677	\$124,956
17-1022	Surveyors	20	12.75	\$23.47	\$48,824	12.85	\$10.80	\$15.96	\$22.07	\$28.42	\$42.86	\$22,463	\$33,206	\$45,902	\$59,113	\$89,143
17-2051	Civil Engineers	60	16.6	\$38.37	\$79,818	7.82	\$17.51	\$27.29	\$37.76	\$44.63	\$53.13	\$36,426	\$56,756	\$78,539	\$92,840	\$110,513
17-2071	Electrical Engineers	20	30.24	\$44.53	\$92,631	6.74	\$32.31	\$35.18	\$44.22	\$54.81	\$59.27	\$67,207	\$73,169	\$91,984	\$113,998	\$123,273
17-2141	Mechanical Engineers	10	25.38	\$40.55	\$84,342	8.97	\$24.30	\$30.67	\$41.39	\$48.84	\$58.80	\$50,540	\$63,790	\$86,090	\$101,597	\$122,297
17-2171	Petroleum Engineers	30	47.27	#	#	#	#	#	#	#	#	#	#	#	#	#
17-3022	Civil Engineering Technicians	10	0.61	\$27.24	\$56,656	2.26	\$17.54	\$21.30	\$27.73	\$33.89	\$34.83	\$36,480	\$44,300	\$57,669	\$70,487	\$72,454
17-3023	Electrical and Electronics Engineering Technicians	10	14.52	\$21.15	\$43,996	6.94	\$11.40	\$15.05	\$24.11	\$27.62	\$29.72	\$23,711	\$31,303	\$50,152	\$57,440	\$61,813
17-3025	Environmental Engineering Technicians	10	15.71	\$24.56	\$51,083	4.46	\$16.30	\$22.99	\$23.56	\$29.23	\$30.88	\$33,909	\$47,820	\$48,998	\$60,792	\$64,221
17-3029	Engineering Technicians, Except Drafters, All Other	20	37.52	\$31.84	\$66,225	4.3	\$27.64	\$29.95	\$32.26	\$35.31	\$36.61	\$57,492	\$62,297	\$67,091	\$73,443	\$76,155
17-3031	Surveying and Mapping Technicians	20	19.91	\$17.14	\$35,656	10.26	\$9.26	\$12.87	\$14.49	\$23.76	\$28.27	\$19,258	\$26,764	\$30,130	\$49,428	\$58,811
19-0000	Life, Physical, and Social Science Occupations	570	10.36	\$26.11	\$54,300	2.33	\$13.59	\$18.82	\$24.18	\$32.79	\$38.90	\$28,275	\$39,141	\$50,301	\$68,198	\$80,904
19-1013	Soil and Plant Scientists	#	#	\$32.15	\$66,881	8.02	\$19.17	\$22.81	\$32.02	\$36.23	\$53.23	\$39,864	\$47,436	\$66,603	\$75,362	\$110,713
19-1023	Zoologists and Wildlife Biologists	50	0	\$31.37	\$65,250	1.65	\$26.34	\$26.58	\$29.95	\$33.28	\$38.89	\$54,793	\$55,292	\$62,286	\$69,212	\$80,900
19-1029	Biological Scientists, All Other	30	0	\$30.63	\$63,708	1.82	\$23.03	\$26.88	\$31.60	\$35.30	\$38.98	\$47,912	\$55,903	\$65,723	\$73,432	\$81,080
19-1031	Conservation Scientists	70	0	\$29.63	\$61,629	0.94	\$20.71	\$23.57	\$28.61	\$36.23	\$38.98	\$43,079	\$49,023	\$59,498	\$75,362	\$81,085
19-2041	Environmental Scientists and Specialists, Including Health	#	#	\$34.86	\$72,519	7.68	\$15.05	\$31.64	\$37.37	\$41.33	\$45.67	\$31,306	\$65,819	\$77,728	\$85,977	\$95,003
19-3051	Urban and Regional Planners	10	6.87	\$19.58	\$40,727	4.05	\$12.82	\$14.35	\$17.44	\$24.97	\$29.10	\$26,669	\$29,849	\$36,284	\$51,931	\$60,521
19-4011	Agricultural and Food Science Technicians	60	22.97	\$20.79	\$43,240	7.06	\$15.89	\$18.08	\$20.35	\$22.27	\$29.64	\$33,053	\$37,609	\$42,336	\$46,332	\$61,648
19-4021	Biological Technicians	50	0	\$18.57	\$38,626	1.51	\$9.87	\$13.60	\$19.46	\$22.60	\$25.34	\$20,525	\$28,283	\$40,487	\$47,009	\$52,713
19-4031	Chemical Technicians	20	40.36	\$13.77	\$28,649	16.38	\$8.86	\$9.98	\$11.20	\$19.12	\$22.05	\$18,425	\$20,760	\$23,299	\$39,779	\$45,863
19-4041	Geological and Petroleum Technicians	20	41.82	\$23.53	\$48,947	3.77	\$18.19	\$19.98	\$22.20	\$26.11	\$33.12	\$37,834	\$41,557	\$46,168	\$54,299	\$68,885
19-4091	Environmental Science and Protection Technicians, Including Health	20	13.05	\$21.84	\$45,435	2.17	\$13.45	\$15.53	\$23.22	\$25.57	\$30.61	\$27,967	\$32,302	\$48,296	\$53,191	\$63,669
19-4093	Forest and Conservation Technicians	80	0	\$17.50	\$36,396	1.2	\$12.11	\$13.59	\$15.21	\$20.90	\$25.35	\$25,180	\$28,274	\$31,627	\$43,477	\$52,722
21-0000	Community and Social Services Occupations	1690	5.32	\$18.59	\$38,657	2.19	\$10.50	\$13.29	\$17.39	\$22.79	\$28.64	\$21,833	\$27,644	\$36,162	\$47,403	\$59,566
21-1011	Substance Abuse and Behavioral Disorder Counselors	130	5.55	\$19.32	\$40,188	7.61	\$12.07	\$14.69	\$17.40	\$22.42	\$31.73	\$25,110	\$30,563	\$36,194	\$46,638	\$65,991
21-1012	Educational, Guidance, School, and Vocational Counselors	180	11.33	\$19.75	\$41,087	2.33	\$14.86	\$16.32	\$18.64	\$23.37	\$27.24	\$30,916	\$33,955	\$38,775	\$48,619	\$56,664
21-1014	Mental Health Counselors	170	14.22	\$20.62	\$42,884	2.33	\$11.90	\$17.31	\$20.88	\$23.37	\$27.69	\$24,759	\$36,011	\$43,435	\$48,616	\$57,598
21-1015	Rehabilitation Counselors	80	33.23	\$19.62	\$40,817	7.89	\$9.39	\$10.92	\$16.06	\$24.22	\$39.73	\$19,535	\$22,706	\$33,405	\$50,388	\$82,629
21-1021	Child, Family, and School Social Workers	360	4.78	\$17.14	\$35,660	2.17	\$11.22	\$13.24	\$16.07	\$19.24	\$25.75	\$23,340	\$27,543	\$33,429	\$40,016	\$53,560
21-1022	Healthcare Social Workers	70	18.88	\$19.59	\$40,756	7.84	\$12.01	\$13.59	\$17.49	\$25.75	\$29.69	\$24,987	\$28,265	\$36,387	\$53,553	\$61,765
21-1023	Mental Health and Substance Abuse Social Workers	40	16.49	\$13.93	\$28,967	3.73	\$9.46	\$10.35	\$12.19	\$14.50	\$22.82	\$19,685	\$21,534	\$25,365	\$30,154	\$47,463
21-1029	Social Workers, All Other	30	12.49	\$22.17	\$46,106	6.53	\$12.44	\$15.40	\$22.46	\$27.89	\$33.41	\$25,869	\$32,023	\$46,723	\$58,008	\$69,497
21-1091	Health Educators	30	43.24	\$18.75	\$39,003	13.45	\$10.96	\$13.30	\$17.31	\$24.57	\$28.42	\$22,792	\$27,672	\$36,013	\$51,104	\$59,122
21-1093	Social and Human Service Assistants	190	15.55	\$14.92	\$31,029	3.8	\$9.40	\$11.91	\$14.46	\$18.00	\$21.24	\$19,562	\$24,774	\$30,076	\$37,431	\$44,172
21-1094	Community Health Workers	50	15.5	\$17.48	\$36,365	2.7	\$12.43	\$14.70	\$17.28	\$20.31	\$22.54	\$25,863	\$30,569	\$35,948	\$42,236	\$46,880
21-1099	Community and Social Service Specialists, All Other	160	38.13	\$13.60	\$28,291	5.86	\$8.97	\$9.79	\$11.09	\$15.96	\$21.54	\$18,665	\$20,370	\$23,073	\$33,202	\$44,804
23-0000	Legal Occupations	380	23.22	\$33.68	\$70,051	7.23	\$16.03	\$21.06	\$29.17	\$44.78	\$61.91	\$33,341	\$43,806	\$60,673	\$93,151	\$128,770
23-1011	Lawyers	#	#	\$38.22	\$79,498	3.75	\$25.64	\$27.55	\$33.34	\$45.97	\$64.13	\$53,337	\$57,303	\$69,351	\$95,628	\$133,381
23-1023	Judges, Magistrate Judges, and Magistrates	50	14.41	\$54.46	\$113,267	4.73	\$16.96	\$61.90	\$61.91	\$64.69	\$64.70	\$35,279	\$128,752	\$128,765	\$134,561	\$134,574
23-2011	Paralegals and Legal Assistants	#	#	\$26.12	\$54,339	22.29	\$14.95	\$18.00	\$21.90	\$40.21	\$45.78	\$31,090	\$37,442	\$45,553	\$83,639	\$95,216

Data unavailable

Occupational Code	Occupational Title	Employment Estimate	Employment Percentage Relative Standard Error	Average Hourly Wage	Average Annual Wage	Wage Percentage Relative Standard Error	10th Percentile (Hourly)	25th Percentile (Hourly)	50th Percentile (Hourly)	75th Percentile (Hourly)	90th Percentile (Hourly)	10th Percentile (Annual)	25th Percentile (Annual)	50th Percentile (Annual)	75th Percentile (Annual)	90th Percentile (Annual)
23-2093	Title Examiners, Abstractors, and Searchers	#	#	\$19.74	\$41,062	16.14	\$8.53	\$9.33	\$19.50	\$23.00	\$34.36	\$17,748	\$19,409	\$40,561	\$47,849	\$71,468
23-2099	Legal Support Workers, All Other	20	2.85	\$26.38	\$54,874	1.95	\$17.30	\$19.04	\$25.02	\$30.66	\$33.87	\$35,989	\$39,597	\$52,051	\$63,778	\$70,452
25-0000	Education, Training, and Library Occupations	5440	3.6	\$18.35	\$38,163	2.43	\$10.70	\$14.23	\$17.78	\$22.31	\$26.93	\$22,254	\$29,592	\$36,987	\$46,411	\$56,006
25-1011	Business Teachers, Postsecondary	60	30.71	#	\$53,227	7.21	#	#	#	#	#	\$37,149	\$44,480	\$53,845	\$62,139	\$71,002
25-1022	Mathematical Science Teachers, Postsecondary	40	41.37	#	\$49,923	8.49	#	#	#	#	#	\$34,574	\$42,945	\$53,030	\$58,116	\$61,168
25-1042	Biological Science Teachers, Postsecondary	40	31.11	#	\$53,206	5.04	#	#	#	#	#	\$40,204	\$48,959	\$54,785	\$59,685	\$62,707
25-1051	Atmospheric, Earth, Marine, and Space Sciences Teachers, Postsecondary	10	40.11	#	\$54,054	5.8	#	#	#	#	#	\$44,709	\$51,271	\$55,264	\$59,258	\$61,669
25-1052	Chemistry Teachers, Postsecondary	10	18.84	#	\$54,331	3.82	#	#	#	#	#	\$41,782	\$45,664	\$54,437	\$62,132	\$69,813
25-1066	Psychology Teachers, Postsecondary	30	40.79	#	\$51,090	6.51	#	#	#	#	#	\$39,325	\$44,174	\$52,645	\$58,579	\$62,106
25-1072	Nursing Instructors and Teachers, Postsecondary	70	36.01	#	\$56,403	5.02	#	#	#	#	#	\$42,663	\$49,344	\$54,944	\$60,137	\$81,982
25-1081	Education Teachers, Postsecondary	40	28.9	#	\$48,682	4.91	#	#	#	#	#	\$36,877	\$41,616	\$47,638	\$56,414	\$61,849
25-1121	Art, Drama, and Music Teachers, Postsecondary	40	17.59	#	\$51,225	4.24	#	#	#	#	#	\$39,504	\$44,002	\$51,927	\$58,599	\$62,904
25-1123	English Language and Literature Teachers, Postsecondary	50	38.26	#	\$50,962	7.55	#	#	#	#	#	\$34,807	\$42,853	\$54,114	\$59,269	\$62,373
25-1194	Vocational Education Teachers, Postsecondary	160	19.81	\$22.57	\$46,939	2.1	\$15.56	\$17.46	\$24.96	\$26.68	\$28.59	\$32,373	\$36,318	\$51,921	\$55,490	\$59,469
25-2011	Preschool Teachers, Except Special Education	260	19.81	\$13.69	\$28,480	8.44	\$8.46	\$9.16	\$13.51	\$16.80	\$19.38	\$17,607	\$19,057	\$28,092	\$34,940	\$40,311
25-2012	Kindergarten Teachers, Except Special Education	180	4.47	#	\$38,911	3.63	#	#	#	#	#	\$28,319	\$32,890	\$37,744	\$44,684	\$50,520
25-2021	Elementary School Teachers, Except Special Education	1130	2.61	#	\$40,372	2.43	#	#	#	#	#	\$30,282	\$33,819	\$38,637	\$46,266	\$54,603
25-2022	Middle School Teachers, Except Special and Career/Technical Educa	490	3.25	#	\$40,695	1.96	#	#	#	#	#	\$31,608	\$34,418	\$39,168	\$46,259	\$53,595
25-2031	Secondary School Teachers, Except Special and Career/Technical Ed	820	3.96	#	\$38,958	2.11	#	#	#	#	#	\$28,639	\$33,116	\$37,927	\$44,716	\$50,957
25-2032	Career/Technical Education Teachers, Secondary School	110	5.3	#	\$38,390	3.08	#	#	#	#	#	\$27,476	\$31,942	\$37,880	\$44,783	\$49,299
25-2051	Special Education Teachers, Preschool	30	7.18	#	\$50,012	5.14	#	#	#	#	#	\$35,722	\$40,986	\$46,089	\$53,303	\$60,079
25-2052	Special Education Teachers, Kindergarten and Elementary School	150	2.89	#	\$41,743	3.43	#	#	#	#	#	\$30,209	\$34,326	\$40,113	\$46,909	\$54,861
25-2053	Special Education Teachers, Middle School	60	7.37	#	\$43,330	3.06	#	#	#	#	#	\$33,467	\$37,176	\$42,834	\$48,186	\$55,644
25-2054	Special Education Teachers, Secondary School	80	4.69	#	\$40,946	3.12	#	#	#	#	#	\$28,647	\$33,841	\$40,185	\$47,344	\$55,407
25-3011	Adult Basic and Secondary Education and Literacy Teachers and Ins	#	#	\$16.40	\$34,110	3.77	\$12.97	\$14.39	\$16.21	\$17.93	\$19.00	\$26,977	\$29,928	\$33,711	\$37,292	\$39,512
25-3097	Teachers and Instructors, All Other, Except Substitute Teachers	90	20.01	#	\$31,077	5.47	#	#	#	#	#	\$17,861	\$19,683	\$31,646	\$38,492	\$48,474
25-4021	Librarians	60	10.34	\$22.58	\$46,975	7.47	\$10.60	\$15.88	\$22.59	\$28.63	\$35.66	\$22,056	\$33,028	\$46,979	\$59,547	\$74,175
25-4031	Library Technicians	130	6.02	\$13.48	\$28,032	2.82	\$8.87	\$10.41	\$13.12	\$16.00	\$19.16	\$18,458	\$21,656	\$27,297	\$33,278	\$39,860
25-9031	Instructional Coordinators	50	17.05	\$25.16	\$52,329	5.01	\$15.63	\$18.80	\$25.37	\$30.31	\$34.77	\$32,520	\$39,114	\$52,780	\$63,036	\$72,331
25-9041	Teacher Assistants	920	3.87	#	\$25,352	2.1	#	#	#	#	#	\$18,204	\$20,443	\$23,500	\$28,462	\$34,291
25-9099	Education, Training, and Library Workers, All Other	10	24.49	\$17.94	\$37,316	12.47	\$10.52	\$11.74	\$17.85	\$23.03	\$25.82	\$21,892	\$24,426	\$37,122	\$47,902	\$53,705
27-0000	Arts, Design, Entertainment, Sports, and Media Occupations	320	12.72	\$16.56	\$34,450	5.47	\$8.65	\$9.98	\$13.77	\$19.28	\$26.93	\$17,987	\$20,763	\$28,651	\$40,100	\$56,018
27-1023	Floral Designers	60	13.4	\$10.32	\$21,459	2.99	\$8.49	\$9.23	\$10.37	\$11.32	\$12.03	\$17,667	\$19,207	\$21,564	\$23,547	\$25,018
27-1024	Graphic Designers	#	#	\$19.21	\$39,961	9.62	\$12.78	\$14.06	\$17.42	\$24.73	\$28.00	\$26,589	\$29,250	\$36,243	\$51,444	\$58,250
27-2012	Producers and Directors	#	#	\$19.97	\$41,539	9.22	\$13.91	\$16.35	\$19.04	\$23.81	\$27.63	\$28,932	\$34,006	\$39,595	\$49,529	\$57,466
27-2022	Coaches and Scouts	60	14.98	#	\$35,391	3.16	#	#	#	#	#	\$18,278	\$25,283	\$30,062	\$43,608	\$57,238
27-3011	Radio and Television Announcers	20	34.53	\$13.17	\$27,396	17.01	\$8.29	\$8.72	\$10.12	\$18.12	\$21.40	\$17,241	\$18,142	\$21,042	\$37,691	\$44,509
27-3031	Public Relations Specialists	30	24.97	\$20.38	\$42,387	7.54	\$9.48	\$12.18	\$18.28	\$24.46	\$34.61	\$19,708	\$25,325	\$38,015	\$50,877	\$71,998
27-3041	Editors	10	35.17	#	#	#	#	#	#	#	#	#	#	#	#	#
27-3091	Interpreters and Translators	20	0.47	\$16.56	\$34,446	2.49	\$12.06	\$13.09	\$14.81	\$17.80	\$25.93	\$25,082	\$27,235	\$30,800	\$37,025	\$53,926

Data unavailable

Occupational Code	Occupational Title	Employment Estimate	Employment Percentage Relative Standard Error	Average Hourly Wage	Average Annual Wage	Wage Percentage Relative Standard Error	10th Percentile (Hourly)	25th Percentile (Hourly)	50th Percentile (Hourly)	75th Percentile (Hourly)	90th Percentile (Hourly)	10th Percentile (Annual)	25th Percentile (Annual)	50th Percentile (Annual)	75th Percentile (Annual)	90th Percentile (Annual)
29-0000	Healthcare Practitioners and Technical Occupations	3480	4.6	\$31.01	\$64,501	2.44	\$12.88	\$18.81	\$26.35	\$35.29	\$52.69	\$26,787	\$39,134	\$54,817	\$73,395	\$109,605
29-1011	Chiropractors	20	15.76	\$44.17	\$91,881	23.59	\$16.37	\$18.35	\$50.22	\$63.53	\$72.66	\$34,054	\$38,159	\$104,452	\$132,146	\$151,138
29-1021	Dentists, General	50	40.01	\$50.43	\$104,901	16.68	\$31.52	\$33.97	\$38.62	\$65.37	\$89.15	\$65,566	\$70,659	\$80,320	\$135,970	\$185,434
29-1031	Dietitians and Nutritionists	30	20.56	\$21.75	\$45,247	6.35	\$14.13	\$16.88	\$21.65	\$26.65	\$29.59	\$29,385	\$35,120	\$45,039	\$55,436	\$61,550
29-1051	Pharmacists	120	8.34	\$56.57	\$117,666	3.49	\$42.32	\$51.74	\$59.25	\$66.59	\$72.10	\$88,033	\$107,624	\$123,230	\$138,505	\$149,975
29-1062	Family and General Practitioners	110	9.03	\$103.74	\$215,771	5.58	\$61.63	\$78.93	\$92.17	\$93.10	\$95.16	\$128,196	\$164,177	\$191,710	\$193,657	\$197,934
29-1063	Internists, General	10	25.06	\$102.41	\$213,021	13.63	\$27.29	\$87.72	\$93.29	\$95.31	\$100.01	\$56,772	\$182,460	\$194,043	\$198,243	\$208,029
29-1067	Surgeons	#	#	\$122.37	\$254,537	9.05	\$92.66	\$92.66	\$92.66	\$94.50	\$100.00	\$192,743	\$192,743	\$192,743	\$196,568	\$208,000
29-1069	Physicians and Surgeons, All Other	10	49.33	\$63.56	\$132,198	5.37	\$50.73	\$55.06	\$61.58	\$69.83	\$85.97	\$105,509	\$114,524	\$128,082	\$145,241	\$178,823
29-1071	Physician Assistants	50	13.2	\$45.97	\$95,621	2.85	\$35.15	\$39.04	\$43.30	\$49.26	\$61.38	\$73,113	\$81,199	\$90,069	\$102,464	\$127,669
29-1122	Occupational Therapists	60	17.18	\$37.76	\$78,543	3.81	\$25.05	\$28.24	\$37.73	\$45.66	\$53.84	\$52,107	\$58,742	\$78,473	\$94,970	\$111,997
29-1123	Physical Therapists	90	16.78	\$48.25	\$100,350	4.64	\$31.85	\$39.76	\$46.45	\$58.59	\$70.02	\$66,244	\$82,704	\$96,612	\$121,871	\$145,631
29-1126	Respiratory Therapists	70	22.44	\$26.65	\$55,437	5.32	\$19.81	\$22.15	\$26.10	\$29.54	\$36.28	\$41,198	\$46,066	\$54,289	\$61,436	\$75,466
29-1127	Speech-Language Pathologists	50	6.46	\$36.02	\$74,921	3.21	\$27.77	\$30.71	\$33.99	\$39.28	\$46.82	\$57,755	\$63,886	\$70,703	\$81,698	\$97,378
29-1131	Veterinarians	40	22.58	\$35.89	\$74,658	11.24	\$18.46	\$28.80	\$38.50	\$43.76	\$47.35	\$38,407	\$59,912	\$80,079	\$91,016	\$98,478
29-1141	Registered Nurses	1170	8.24	\$28.27	\$58,807	1.27	\$21.18	\$24.46	\$27.98	\$32.43	\$36.08	\$44,052	\$50,880	\$58,209	\$67,460	\$75,038
29-1171	Nurse Practitioners	60	18.87	\$40.26	\$83,739	6.21	\$23.05	\$38.15	\$42.00	\$45.52	\$50.47	\$47,938	\$79,350	\$87,370	\$94,688	\$104,986
29-1181	Audiologists	10	45.26	\$46.62	\$96,963	2.76	\$21.37	\$39.20	\$50.90	\$57.04	\$65.17	\$44,449	\$81,542	\$105,880	\$118,643	\$135,556
29-2011	Medical and Clinical Laboratory Technologists	50	10.12	\$30.28	\$62,980	2.4	\$23.27	\$26.23	\$30.61	\$34.64	\$37.25	\$48,402	\$54,567	\$63,672	\$72,056	\$77,480
29-2012	Medical and Clinical Laboratory Technicians	70	29.3	\$18.30	\$38,065	7.13	\$9.61	\$13.84	\$17.44	\$22.80	\$27.43	\$19,994	\$28,780	\$36,271	\$47,429	\$57,055
29-2021	Dental Hygienists	60	21.17	\$37.81	\$78,637	6.73	\$27.36	\$32.73	\$39.40	\$44.33	\$47.29	\$56,917	\$68,070	\$81,957	\$92,206	\$98,356
29-2032	Diagnostic Medical Sonographers	10	33.71	\$37.27	\$77,524	5.23	\$31.06	\$33.17	\$36.70	\$42.30	\$45.49	\$64,609	\$68,998	\$76,339	\$87,991	\$94,625
29-2034	Radiologic Technologists and Technicians	80	17.7	\$26.13	\$54,345	2.36	\$19.27	\$22.46	\$26.07	\$29.20	\$34.49	\$40,087	\$46,720	\$54,219	\$60,729	\$71,737
29-2035	Magnetic Resonance Imaging Technologists	#	#	\$36.24	\$75,387	4.2	\$27.23	\$31.68	\$37.28	\$42.06	\$44.90	\$56,642	\$65,887	\$77,537	\$87,487	\$93,400
29-2041	Emergency Medical Technicians and Paramedics	320	13.48	\$14.90	\$30,995	6.26	\$9.64	\$10.74	\$13.43	\$17.62	\$24.48	\$20,046	\$22,341	\$27,941	\$36,651	\$50,915
29-2051	Dietetic Technicians	20	22.35	\$14.27	\$29,682	13.67	\$8.28	\$8.71	\$12.39	\$15.22	\$27.21	\$17,229	\$18,112	\$25,770	\$31,666	\$56,606
29-2052	Pharmacy Technicians	150	9.07	\$13.63	\$28,357	4.34	\$9.79	\$12.08	\$13.55	\$15.25	\$17.72	\$20,354	\$25,130	\$28,182	\$31,726	\$36,851
29-2055	Surgical Technologists	20	23.83	\$20.84	\$43,351	3.89	\$15.57	\$17.13	\$20.11	\$24.47	\$28.09	\$32,387	\$35,630	\$41,834	\$50,893	\$58,431
29-2056	Veterinary Technologists and Technicians	30	18.37	\$13.68	\$28,464	6.44	\$9.04	\$12.22	\$13.39	\$14.55	\$17.10	\$18,811	\$25,425	\$27,843	\$30,262	\$35,560
29-2061	Licensed Practical and Licensed Vocational Nurses	360	9.66	\$19.99	\$41,572	1.27	\$15.80	\$17.57	\$20.05	\$22.31	\$23.95	\$32,858	\$36,553	\$41,702	\$46,413	\$49,814
29-2071	Medical Records and Health Information Technicians	90	9.34	\$17.31	\$36,012	2.82	\$12.06	\$13.17	\$15.08	\$19.27	\$26.25	\$25,080	\$27,403	\$31,366	\$40,071	\$54,603
29-2081	Opticians, Dispensing	50	18.26	\$12.45	\$25,903	4.49	\$9.10	\$10.20	\$11.58	\$14.79	\$17.33	\$18,932	\$21,206	\$24,085	\$30,771	\$36,041
29-2099	Health Technologists and Technicians, All Other	#	#	\$30.15	\$62,705	14.76	\$19.08	\$23.95	\$26.60	\$29.26	\$53.08	\$39,688	\$49,806	\$55,333	\$60,860	\$110,403
29-9011	Occupational Health and Safety Specialists	30	29.67	\$32.50	\$67,607	12.99	\$10.58	\$19.27	\$33.54	\$43.93	\$56.20	\$21,998	\$40,084	\$69,760	\$91,367	\$116,894
29-9099	Healthcare Practitioners and Technical Workers, All Other	20	11.67	\$11.42	\$23,760	4.22	\$9.01	\$9.90	\$10.94	\$12.41	\$14.06	\$18,736	\$20,599	\$22,751	\$25,806	\$29,248
31-0000	Healthcare Support Occupations	2080	5.31	\$12.42	\$25,829	1.9	\$8.73	\$9.70	\$11.23	\$13.71	\$17.32	\$18,163	\$20,180	\$23,354	\$28,523	\$36,026
31-1011	Home Health Aides	290	37.95	\$9.82	\$20,427	2.43	\$8.25	\$8.64	\$9.27	\$10.77	\$12.60	\$17,170	\$17,965	\$19,289	\$22,403	\$26,199
31-1014	Nursing Assistants	1190	10.85	\$11.34	\$23,580	1.91	\$8.96	\$9.84	\$10.99	\$12.64	\$14.39	\$18,629	\$20,463	\$22,860	\$26,295	\$29,932
31-2011	Occupational Therapy Assistants	20	47.62	\$26.38	\$54,866	7.1	\$15.86	\$18.61	\$30.20	\$33.87	\$36.06	\$32,997	\$38,718	\$62,812	\$70,452	\$75,009
31-2021	Physical Therapist Assistants	70	30.36	\$27.52	\$57,246	4.21	\$20.30	\$22.93	\$27.70	\$32.55	\$35.47	\$42,214	\$47,700	\$57,626	\$67,703	\$73,773
31-2022	Physical Therapist Aides	20	44.55	\$10.95	\$22,775	11.5	\$8.24	\$8.59	\$9.18	\$11.30	\$18.59	\$17,131	\$17,866	\$19,093	\$23,500	\$38,664
31-9091	Dental Assistants	130	5.34	\$15.06	\$31,315	6.93	\$9.83	\$11.64	\$15.26	\$17.80	\$20.57	\$20,440	\$24,210	\$31,750	\$37,022	\$42,788
31-9092	Medical Assistants	200	8.55	\$12.92	\$26,863	2.1	\$9.98	\$11.25	\$12.86	\$14.31	\$16.42	\$20,754	\$23,400	\$26,744	\$29,773	\$34,153
31-9094	Medical Transcriptionists	50	8.13	\$16.38	\$34,060	10.47	\$9.05	\$10.94	\$15.98	\$21.09	\$25.94	\$18,829	\$22,756	\$33,240	\$43,858	\$53,952
31-9097	Phlebotomists	20	22.07	\$13.57	\$28,218	2.87	\$10.38	\$11.82	\$13.52	\$15.36	\$17.29	\$21,583	\$24,582	\$28,125	\$31,945	\$35,973
31-9099	Healthcare Support Workers, All Other	40	17.13	\$12.61	\$26,222	10.04	\$8.31	\$8.77	\$10.08	\$16.96	\$20.40	\$17,282	\$18,246	\$20,970	\$35,268	\$42,440
33-0000	Protective Service Occupations	3020	4.61	\$18.97	\$39,466	2.89	\$11.72	\$14.50	\$18.99	\$21.69	\$28.31	\$24,367	\$30,154	\$39,505	\$45,117	\$58,876

Data unavailable

Occupational Code	Occupational Title	Employment Estimate	Employment Percentage Relative Standard Error	Average Hourly Wage	Average Annual Wage	Wage Percentage Relative Standard Error	10th Percentile (Hourly)	25th Percentile (Hourly)	50th Percentile (Hourly)	75th Percentile (Hourly)	90th Percentile (Hourly)	10th Percentile (Annual)	25th Percentile (Annual)	50th Percentile (Annual)	75th Percentile (Annual)	90th Percentile (Annual)
33-1012	First-Line Supervisors of Police and Detectives	110	23.38	\$29.74	\$61,868	2.02	\$20.81	\$24.18	\$27.82	\$34.28	\$42.30	\$43,292	\$50,301	\$57,873	\$71,304	\$87,977
33-1021	First-Line Supervisors of Fire Fighting and Prevention Workers	30	15.72	\$24.58	\$51,132	3.9	\$16.35	\$18.65	\$24.49	\$28.26	\$34.76	\$34,011	\$38,802	\$50,934	\$58,791	\$72,308
33-1099	First-Line Supervisors of Protective Service Workers, All Other	20	10.07	\$24.90	\$51,784	4.39	\$15.95	\$17.66	\$25.31	\$29.50	\$35.31	\$33,166	\$36,730	\$52,650	\$61,350	\$73,437
33-2011	Firefighters	#	#	\$14.08	\$29,296	4.89	\$9.88	\$10.77	\$12.67	\$16.58	\$20.72	\$20,561	\$22,409	\$26,358	\$34,488	\$43,095
33-3021	Detectives and Criminal Investigators	30	5.95	\$27.47	\$57,135	2.33	\$17.73	\$21.03	\$24.24	\$35.08	\$37.00	\$36,874	\$43,750	\$50,420	\$72,959	\$76,951
33-3051	Police and Sheriff's Patrol Officers	540	7.91	\$19.87	\$41,337	1.92	\$13.62	\$15.62	\$17.67	\$22.10	\$30.04	\$28,326	\$32,499	\$36,748	\$45,964	\$62,491
33-9032	Security Guards	60	9.6	\$15.73	\$32,709	5.98	\$12.08	\$13.07	\$14.72	\$18.53	\$21.90	\$25,124	\$27,192	\$30,627	\$38,536	\$46,558
33-9092	Lifeguards, Ski Patrol, and Other Recreational Protective Service Workers	100	5.94	\$10.87	\$22,610	7.93	\$8.22	\$8.55	\$9.10	\$12.02	\$17.47	\$17,097	\$17,782	\$18,924	\$25,007	\$36,345
33-9099	Protective Service Workers, All Other	130	6.09	\$13.51	\$28,101	4.36	\$9.82	\$10.98	\$12.76	\$14.41	\$18.01	\$20,428	\$22,832	\$26,550	\$29,975	\$37,471
35-0000	Food Preparation and Serving-Related Occupations	5790	4.77	\$9.76	\$20,294	1.4	\$8.20	\$8.50	\$8.99	\$9.97	\$12.44	\$17,054	\$17,672	\$18,706	\$20,735	\$25,881
35-1011	Chefs and Head Cooks	#	#	\$14.59	\$30,350	8.21	\$9.13	\$12.33	\$13.47	\$14.62	\$24.96	\$19,000	\$25,653	\$28,027	\$30,401	\$51,921
35-1012	First-Line Supervisors of Food Preparation and Serving Workers	430	14.99	\$13.30	\$27,656	3.97	\$8.61	\$9.55	\$12.17	\$14.66	\$21.29	\$17,915	\$19,865	\$25,307	\$30,500	\$44,277
35-2011	Cooks, Fast Food	#	#	\$8.60	\$17,879	3.6	\$8.14	\$8.35	\$8.70	\$9.05	\$9.26	\$16,931	\$17,368	\$18,096	\$18,823	\$19,260
35-2012	Cooks, Institution and Cafeteria	500	12.66	\$12.07	\$25,113	2.18	\$8.58	\$9.44	\$10.84	\$13.13	\$18.63	\$17,848	\$19,632	\$22,557	\$27,308	\$38,760
35-2014	Cooks, Restaurant	660	13.7	\$10.21	\$21,246	3.98	\$8.27	\$8.69	\$9.39	\$11.10	\$13.22	\$17,212	\$18,069	\$19,535	\$23,097	\$27,503
35-2021	Food Preparation Workers	350	13.65	\$10.15	\$21,119	2.94	\$8.26	\$8.65	\$9.31	\$11.06	\$13.55	\$17,190	\$17,983	\$19,355	\$23,001	\$28,189
35-3011	Bartenders	250	29.46	\$8.83	\$18,359	2.38	\$8.15	\$8.38	\$8.77	\$9.15	\$9.74	\$16,960	\$17,440	\$18,240	\$19,040	\$20,262
35-3021	Combined Food Preparation and Serving Workers, Including Fast Food	1890	12.27	\$8.76	\$18,214	1.72	\$8.15	\$8.37	\$8.75	\$9.12	\$9.38	\$16,950	\$17,415	\$18,190	\$18,964	\$19,511
35-3022	Counter Attendants, Cafeteria, Food Concession, and Coffee Shop	50	41.78	\$9.52	\$19,805	5.29	\$8.25	\$8.62	\$9.23	\$10.45	\$11.45	\$17,154	\$17,924	\$19,209	\$21,739	\$23,811
35-3031	Waiters and Waitresses	1030	13.92	\$9.14	\$19,020	2.68	\$8.18	\$8.46	\$8.92	\$9.39	\$11.01	\$17,022	\$17,595	\$18,549	\$19,533	\$22,903
35-3041	Food Servers, Nonrestaurant	120	36.49	\$10.08	\$20,957	6.08	\$8.25	\$8.61	\$9.23	\$11.66	\$13.56	\$17,150	\$17,916	\$19,192	\$24,246	\$28,207
35-9021	Dishwashers	190	43.69	\$8.63	\$17,951	2.24	\$8.14	\$8.36	\$8.72	\$9.08	\$9.31	\$16,941	\$17,392	\$18,143	\$18,895	\$19,359
35-9031	Hosts and Hostesses, Restaurant, Lounge, and Coffee Shop	90	48.12	\$9.10	\$18,937	3.25	\$8.19	\$8.48	\$8.95	\$9.70	\$10.93	\$17,036	\$17,631	\$18,622	\$20,170	\$22,734
37-0000	Building and Grounds Cleaning and Maintenance Occupations	2330	5.18	\$11.75	\$24,449	2.33	\$8.34	\$8.84	\$10.24	\$13.42	\$17.38	\$17,340	\$18,391	\$21,301	\$27,911	\$36,160
37-1011	First-Line Supervisors of Housekeeping and Janitorial Workers	70	19.45	\$19.59	\$40,737	4.11	\$11.83	\$13.95	\$17.75	\$24.41	\$29.65	\$24,608	\$29,012	\$36,917	\$50,771	\$61,675
37-1012	First-Line Supervisors of Landscaping, Lawn Service, and Groundsk	20	42.7	\$27.64	\$57,491	5.75	\$19.23	\$22.72	\$28.31	\$32.60	\$35.43	\$39,991	\$47,256	\$58,886	\$67,815	\$73,689
37-2011	Janitors and Cleaners, Except Maids and Housekeeping Cleaners	1110	7.98	\$11.69	\$24,314	2.35	\$8.42	\$9.05	\$10.67	\$13.29	\$16.79	\$17,510	\$18,815	\$22,197	\$27,641	\$34,924
37-2012	Maids and Housekeeping Cleaners	750	9.82	\$9.45	\$19,664	2.64	\$8.20	\$8.50	\$9.00	\$9.85	\$11.38	\$17,055	\$17,677	\$18,714	\$20,487	\$23,678
37-3011	Landscaping and Groundskeeping Workers	280	17.71	\$13.12	\$27,294	3.67	\$8.55	\$9.54	\$13.07	\$15.32	\$17.93	\$17,784	\$19,836	\$27,192	\$31,865	\$37,292
37-3012	Pesticide Handlers, Sprayers, and Applicators, Vegetation	#	#	\$15.41	\$32,054	6.97	\$11.93	\$12.89	\$14.48	\$17.55	\$21.37	\$24,822	\$26,812	\$30,128	\$36,508	\$44,456
37-3013	Tree Trimmers and Pruners	#	#	\$14.54	\$30,240	4.38	\$12.18	\$13.01	\$14.38	\$16.39	\$17.87	\$25,336	\$27,053	\$29,916	\$34,097	\$37,164
39-0000	Personal Care and Service Occupations	1950	6.8	\$10.97	\$22,823	2.22	\$8.36	\$8.90	\$9.98	\$11.34	\$14.65	\$17,392	\$18,521	\$20,753	\$23,585	\$30,475
39-1021	First-Line Supervisors of Personal Service Workers	60	22.45	\$17.62	\$36,657	4.38	\$12.01	\$14.19	\$17.29	\$20.85	\$24.25	\$24,986	\$29,510	\$35,970	\$43,368	\$50,450
39-2021	Nonfarm Animal Caretakers	40	27.23	\$9.46	\$19,683	2.77	\$8.21	\$8.54	\$9.07	\$10.34	\$11.52	\$17,086	\$17,755	\$18,870	\$21,512	\$23,970
39-3091	Amusement and Recreation Attendants	80	15.19	\$14.06	\$29,240	3.32	\$8.41	\$9.02	\$11.39	\$17.05	\$21.89	\$17,491	\$18,768	\$23,694	\$35,465	\$45,534
39-4021	Funeral Attendants	20	32.84	\$13.88	\$28,869	9.55	\$10.83	\$12.22	\$13.69	\$15.76	\$17.63	\$22,526	\$25,412	\$28,480	\$32,788	\$36,663
39-4031	Morticians, Undertakers, and Funeral Directors	40	27.94	\$22.56	\$46,927	19.81	\$10.17	\$11.39	\$23.57	\$32.41	\$34.89	\$21,162	\$23,701	\$49,024	\$67,404	\$72,568
39-5012	Hairdressers, Hairstylists, and Cosmetologists	70	13.43	\$12.19	\$25,353	7.98	\$8.55	\$9.37	\$10.93	\$13.41	\$19.47	\$17,783	\$19,496	\$22,738	\$27,896	\$40,496
39-9011	Childcare Workers	170	21.08	\$11.17	\$23,231	5.13	\$8.32	\$8.81	\$9.96	\$11.65	\$17.05	\$17,311	\$18,319	\$20,712	\$24,241	\$35,457
39-9021	Personal Care Aides	1090	10.52	\$9.68	\$20,139	2.1	\$8.31	\$8.77	\$9.55	\$10.73	\$11.44	\$17,277	\$18,232	\$19,863	\$22,321	\$23,798
39-9031	Fitness Trainers and Aerobics Instructors	60	35.3	#	#	#	#	#	#	#	#	#	#	#	#	#
39-9032	Recreation Workers	160	19.53	\$12.61	\$26,225	3.32	\$8.64	\$9.54	\$10.84	\$13.51	\$17.76	\$17,973	\$19,843	\$22,541	\$28,103	\$36,936

Data unavailable

Occupational Code	Occupational Title	Employment Estimate	Employment Percentage Relative Standard Error	Average Hourly Wage	Average Annual Wage	Wage Percentage Relative Standard Error	10th Percentile (Hourly)	25th Percentile (Hourly)	50th Percentile (Hourly)	75th Percentile (Hourly)	90th Percentile (Hourly)	10th Percentile (Annual)	25th Percentile (Annual)	50th Percentile (Annual)	75th Percentile (Annual)	90th Percentile (Annual)
39-9041	Residential Advisors	70	39.07	\$11.47	\$23,853	3.5	\$9.50	\$10.04	\$10.95	\$12.25	\$14.45	\$19,766	\$20,892	\$22,770	\$25,477	\$30,048
39-9099	Personal Care and Service Workers, All Other	#	#	\$10.22	\$21,263	12.19	\$8.18	\$8.44	\$8.88	\$9.32	\$11.59	\$17,007	\$17,557	\$18,474	\$19,385	\$24,105
41-0000	Sales and Related Occupations	5890	5.9	\$13.96	\$29,027	3.33	\$8.34	\$8.86	\$10.37	\$14.60	\$23.78	\$17,356	\$18,431	\$21,562	\$30,378	\$49,468
41-1011	First-Line Supervisors of Retail Sales Workers	590	10.19	\$16.75	\$34,833	2.92	\$11.01	\$12.72	\$15.59	\$20.06	\$23.43	\$22,906	\$26,449	\$32,424	\$41,726	\$48,730
41-1012	First-Line Supervisors of Non-Retail Sales Workers	30	24.15	\$38.69	\$80,472	17.6	\$14.05	\$18.38	\$27.83	\$47.24	\$69.75	\$29,233	\$38,240	\$57,880	\$98,250	\$145,083
41-2011	Cashiers	2300	10.52	\$9.81	\$20,403	2.28	\$8.21	\$8.54	\$9.07	\$10.31	\$12.20	\$17,086	\$17,754	\$18,869	\$21,445	\$25,368
41-2021	Counter and Rental Clerks	150	16.52	\$14.53	\$30,228	7.36	\$8.57	\$9.86	\$14.89	\$17.34	\$18.85	\$17,822	\$20,515	\$30,968	\$36,060	\$39,211
41-2022	Parts Salespersons	190	39.42	\$14.36	\$29,862	5.33	\$8.85	\$10.31	\$13.12	\$16.46	\$22.01	\$18,398	\$21,437	\$27,280	\$34,232	\$45,772
41-2031	Retail Salespersons	1620	10.64	\$11.06	\$23,006	2.72	\$8.33	\$8.81	\$9.79	\$11.77	\$14.52	\$17,317	\$18,332	\$20,360	\$24,482	\$30,210
41-3011	Advertising Sales Agents	120	19.11	\$21.04	\$43,761	13.54	\$10.11	\$14.36	\$17.38	\$25.62	\$39.60	\$21,028	\$29,860	\$36,148	\$53,284	\$82,368
41-3021	Insurance Sales Agents	120	20.96	\$26.30	\$54,710	15.34	\$12.58	\$14.72	\$24.62	\$30.74	\$36.56	\$26,176	\$30,615	\$51,202	\$63,948	\$76,047
41-3031	Securities, Commodities, and Financial Services Sales Agents	30	22.47	\$41.76	\$86,869	28.5	\$15.80	\$17.10	\$30.74	\$53.33	\$89.94	\$32,857	\$35,571	\$63,945	\$110,924	\$187,083
41-3099	Sales Representatives, Services, All Other	60	25.49	\$31.14	\$64,772	13.38	\$10.73	\$13.81	\$30.40	\$38.83	\$53.70	\$22,318	\$28,719	\$63,235	\$80,756	\$111,699
41-4011	Sales Representatives, Wholesale and Manufacturing, Technical and Scientific Products	30	36.49	\$51.14	\$106,370	12.85	\$23.57	\$32.18	\$36.10	\$78.97	\$92.38	\$49,030	\$66,941	\$75,086	\$164,256	\$192,150
41-4012	Sales Representatives, Wholesale and Manufacturing, Except Technical and Scientific Products	530	15.55	\$24.88	\$51,754	9.59	\$8.83	\$13.07	\$20.76	\$32.60	\$51.46	\$18,356	\$27,186	\$43,187	\$67,814	\$107,042
41-9022	Real Estate Sales Agents	20	37.4	\$38.57	\$80,229	6.96	\$30.67	\$32.71	\$38.09	\$43.96	\$47.72	\$63,792	\$68,042	\$79,221	\$91,435	\$99,257
41-9099	Sales and Related Workers, All Other	70	21.99	\$13.66	\$28,412	5.96	\$9.09	\$10.53	\$12.68	\$14.64	\$20.20	\$18,915	\$21,894	\$26,384	\$30,457	\$42,013
43-0000	Office and Administrative Support Occupations	10310	2.96	\$14.85	\$30,885	1.16	\$8.95	\$10.51	\$13.37	\$17.55	\$23.00	\$18,611	\$21,852	\$27,820	\$36,498	\$47,830
43-1011	First-Line Supervisors of Office and Administrative Support Workers	440	8.1	\$24.54	\$51,039	5.95	\$11.98	\$14.43	\$21.21	\$29.12	\$43.42	\$24,920	\$30,024	\$44,111	\$60,579	\$90,307
43-2011	Switchboard Operators, Including Answering Service	30	28.84	\$14.00	\$29,117	7.69	\$9.18	\$10.44	\$12.37	\$14.47	\$18.66	\$19,095	\$21,725	\$25,732	\$30,107	\$38,810
43-3011	Bill and Account Collectors	50	12.54	\$19.55	\$40,657	2.35	\$12.52	\$13.89	\$17.60	\$23.23	\$32.49	\$26,045	\$28,891	\$36,611	\$48,325	\$67,577
43-3021	Billing and Posting Clerks and Machine Operators	170	12.23	\$15.03	\$31,259	3.29	\$10.56	\$12.12	\$13.76	\$16.92	\$22.03	\$21,968	\$25,201	\$28,624	\$35,192	\$45,825
43-3031	Bookkeeping, Accounting, and Auditing Clerks	1070	7.88	\$14.91	\$31,008	2.06	\$8.80	\$10.71	\$14.19	\$18.09	\$22.18	\$18,312	\$22,282	\$29,523	\$37,628	\$46,143
43-3051	Payroll and Timekeeping Clerks	80	31.77	\$15.24	\$31,703	6.14	\$9.06	\$10.76	\$14.95	\$18.81	\$22.54	\$18,840	\$22,377	\$31,102	\$39,122	\$46,888
43-3071	Tellers	450	11.66	\$12.05	\$25,064	1.81	\$9.79	\$10.49	\$11.65	\$13.43	\$14.62	\$20,363	\$21,812	\$24,227	\$27,927	\$30,406
43-3099	Financial Clerks, All Other	#	#	\$13.14	\$27,321	11.05	\$9.42	\$10.34	\$11.75	\$16.15	\$18.50	\$19,593	\$21,510	\$24,435	\$33,589	\$38,483
43-4031	Court, Municipal, and License Clerks	380	13.34	\$15.66	\$32,582	6.06	\$8.83	\$10.38	\$14.12	\$19.48	\$24.11	\$18,374	\$21,600	\$29,371	\$40,511	\$50,148
43-4051	Customer Service Representatives	360	22.56	\$15.72	\$32,689	4.1	\$9.79	\$11.61	\$15.19	\$17.96	\$23.49	\$20,371	\$24,141	\$31,589	\$37,354	\$48,866
43-4061	Eligibility Interviewers, Government Programs	180	37.74	\$17.58	\$36,567	2.59	\$10.52	\$12.68	\$17.43	\$22.25	\$24.80	\$21,890	\$26,373	\$36,251	\$46,273	\$51,579
43-4071	File Clerks	120	19.59	\$11.70	\$24,331	2.78	\$8.52	\$9.33	\$11.10	\$13.62	\$16.32	\$17,725	\$19,400	\$23,092	\$28,330	\$33,941
43-4081	Hotel, Motel, and Resort Desk Clerks	300	13.02	\$10.38	\$21,594	6.09	\$8.25	\$8.63	\$9.26	\$11.56	\$14.34	\$17,163	\$17,949	\$19,258	\$24,046	\$29,829
43-4111	Interviewers, Except Eligibility and Loan	90	23.34	\$13.21	\$27,468	6.19	\$9.98	\$10.68	\$11.85	\$14.44	\$18.69	\$20,758	\$22,224	\$24,647	\$30,027	\$38,873
43-4121	Library Assistants, Clerical	40	1.57	\$11.41	\$23,743	2.15	\$8.37	\$8.91	\$10.23	\$13.60	\$17.19	\$17,400	\$18,540	\$21,279	\$28,294	\$35,764
43-4131	Loan Interviewers and Clerks	190	11.24	\$15.63	\$32,503	3.01	\$11.05	\$12.82	\$15.40	\$17.80	\$20.64	\$22,988	\$26,672	\$32,029	\$37,028	\$42,930
43-4141	New Accounts Clerks	90	29.97	\$17.46	\$36,316	5.33	\$11.22	\$13.97	\$16.80	\$20.16	\$26.04	\$23,335	\$29,057	\$34,949	\$41,932	\$54,161
43-4151	Order Clerks	20	18.16	\$11.72	\$24,368	5.24	\$8.54	\$9.37	\$10.78	\$12.59	\$17.50	\$17,766	\$19,481	\$22,414	\$26,181	\$36,407
43-4161	Human Resources Assistants, Except Payroll and Timekeeping	40	13	\$16.70	\$34,726	2.73	\$12.52	\$14.49	\$16.64	\$18.61	\$21.67	\$26,035	\$30,130	\$34,616	\$38,709	\$45,068
43-4171	Receptionists and Information Clerks	390	9.71	\$12.50	\$25,993	3.1	\$8.83	\$9.97	\$11.68	\$14.15	\$17.96	\$18,364	\$20,742	\$24,287	\$29,431	\$37,353
43-4199	Information and Record Clerks, All Other	80	14.85	\$16.68	\$34,697	2.61	\$12.10	\$13.59	\$15.86	\$18.74	\$23.92	\$25,176	\$28,276	\$32,987	\$38,972	\$49,763
43-5031	Police, Fire, and Ambulance Dispatchers	100	9.85	\$14.89	\$30,973	3.92	\$10.06	\$11.39	\$14.06	\$17.94	\$22.31	\$20,915	\$23,691	\$29,253	\$37,323	\$46,410
43-5032	Dispatchers, Except Police, Fire, and Ambulance	120	41.36	\$13.64	\$28,373	10.02	\$8.92	\$10.19	\$12.52	\$15.88	\$19.65	\$18,545	\$21,185	\$26,041	\$33,033	\$40,873
43-5041	Meter Readers, Utilities	20	44.5	\$18.20	\$37,851	12.33	\$12.05	\$14.96	\$16.64	\$18.32	\$30.73	\$25,055	\$31,116	\$34,610	\$38,107	\$63,924
43-5051	Postal Service Clerks	110	0	\$21.00	\$43,678	1.15	\$12.00	\$12.01	\$25.40	\$27.29	\$27.78	\$24,968	\$24,980	\$52,832	\$56,769	\$57,772

Data unavailable

Occupational Code	Occupational Title	Employment Estimate	Employment Percentage Relative Standard Error	Average Hourly Wage	Average Annual Wage	Wage Percentage Relative Standard Error	10th Percentile (Hourly)	25th Percentile (Hourly)	50th Percentile (Hourly)	75th Percentile (Hourly)	90th Percentile (Hourly)	10th Percentile (Annual)	25th Percentile (Annual)	50th Percentile (Annual)	75th Percentile (Annual)	90th Percentile (Annual)
43-5052	Postal Service Mail Carriers	220	0	\$23.41	\$48,692	1.11	\$16.59	\$19.93	\$24.33	\$27.50	\$28.11	\$34,499	\$41,463	\$50,613	\$57,209	\$58,479
43-5053	Postal Service Mail Sorters, Processors, and Processing Machine Operators	100	0	\$15.39	\$32,003	1.56	\$10.20	\$12.00	\$12.95	\$17.14	\$26.22	\$21,226	\$24,964	\$26,946	\$35,652	\$54,531
43-5061	Production, Planning, and Expediting Clerks	40	38.73	\$26.40	\$54,917	4.16	\$20.89	\$23.91	\$26.60	\$29.27	\$33.35	\$43,449	\$49,742	\$55,328	\$60,876	\$69,361
43-5071	Shipping, Receiving, and Traffic Clerks	90	21.32	\$12.39	\$25,776	2.68	\$9.49	\$10.28	\$11.58	\$14.06	\$16.70	\$19,737	\$21,389	\$24,079	\$29,237	\$34,727
43-5081	Stock Clerks and Order Fillers	820	9.59	\$12.25	\$25,473	2.73	\$8.45	\$9.13	\$10.91	\$14.08	\$18.43	\$17,583	\$18,997	\$22,701	\$29,290	\$38,342
43-5111	Weighers, Measurers, Checkers, and Samplers, Recordkeeping	20	29.75	\$13.76	\$28,621	9.72	\$8.35	\$8.89	\$13.36	\$18.33	\$21.49	\$17,377	\$18,482	\$27,787	\$38,116	\$44,692
43-6011	Executive Secretaries and Executive Administrative Assistants	210	4.96	\$21.64	\$45,013	2.57	\$15.08	\$18.98	\$19.84	\$23.10	\$29.75	\$31,362	\$39,468	\$41,272	\$48,041	\$61,883
43-6012	Legal Secretaries	#	#	\$11.80	\$24,548	6.89	\$9.79	\$10.47	\$11.60	\$13.30	\$14.33	\$20,366	\$21,774	\$24,123	\$27,671	\$29,798
43-6013	Medical Secretaries	150	23.1	\$14.39	\$29,926	4.12	\$10.10	\$11.66	\$13.87	\$16.67	\$18.67	\$21,012	\$24,257	\$28,848	\$34,677	\$38,826
43-6014	Secretaries and Administrative Assistants, Except Legal, Medical,	2240	6.83	\$14.15	\$29,430	2.25	\$9.10	\$10.84	\$13.43	\$16.47	\$19.91	\$18,923	\$22,549	\$27,943	\$34,254	\$41,411
43-9011	Computer Operators	#	#	\$20.72	\$43,098	15	\$10.63	\$15.80	\$18.53	\$23.73	\$35.26	\$22,119	\$32,861	\$38,546	\$49,358	\$73,350
43-9021	Data Entry Keyers	40	27.64	\$14.26	\$29,657	9.65	\$9.21	\$10.50	\$13.17	\$17.07	\$21.77	\$19,164	\$21,840	\$27,395	\$35,512	\$45,277
43-9022	Word Processors and Typists	10	7.57	\$14.98	\$31,166	5.45	\$10.42	\$12.00	\$15.37	\$18.52	\$18.76	\$21,678	\$24,952	\$31,977	\$38,520	\$39,019
43-9061	Office Clerks, General	1200	17.84	\$12.94	\$26,906	2.84	\$8.54	\$9.34	\$11.54	\$15.09	\$19.63	\$17,760	\$19,433	\$24,003	\$31,397	\$40,833
43-9199	Office and Administrative Support Workers, All Other	30	17.89	\$16.72	\$34,770	10.66	\$9.02	\$9.87	\$12.11	\$17.73	\$40.00	\$18,756	\$20,527	\$25,185	\$36,874	\$83,196
45-0000	Farming, Fishing, and Forestry Occupations	980	11.73	\$12.29	\$25,555	4.27	\$8.26	\$8.65	\$9.31	\$15.85	\$19.45	\$17,180	\$17,990	\$19,366	\$32,974	\$40,449
45-1011	First-Line Supervisors of Farming, Fishing, and Forestry Workers	40	12.9	\$24.63	\$51,229	6.38	\$17.08	\$19.73	\$23.04	\$28.21	\$34.99	\$35,523	\$41,031	\$47,926	\$58,682	\$72,784
45-2011	Agricultural Inspectors	80	8.24	\$20.21	\$42,032	2.49	\$14.55	\$16.46	\$19.92	\$22.66	\$26.04	\$30,273	\$34,239	\$41,435	\$47,123	\$54,163
45-2041	Graders and Sorters, Agricultural Products	390	15.24	\$8.89	\$18,493	2.61	\$8.16	\$8.39	\$8.78	\$9.17	\$9.46	\$16,965	\$17,453	\$18,265	\$19,078	\$19,684
45-2091	Agricultural Equipment Operators	180	33.77	\$14.85	\$30,891	9.76	\$9.12	\$12.21	\$15.84	\$17.38	\$18.31	\$18,970	\$25,393	\$32,945	\$36,159	\$38,087
45-2092	Farmworkers and Laborers, Crop, Nursery, and Greenhouse	30	30.73	\$13.62	\$28,326	8.64	\$9.58	\$10.38	\$11.71	\$14.46	\$17.45	\$19,917	\$21,581	\$24,353	\$30,068	\$36,294
45-2093	Farmworkers, Farm, Ranch, and Aquacultural Animals	230	31.52	\$10.09	\$20,989	5.73	\$8.21	\$8.53	\$9.07	\$10.65	\$15.00	\$17,084	\$17,751	\$18,862	\$22,153	\$31,193
47-0000	Construction and Extraction Occupations	3930	4.89	\$18.76	\$39,025	2.08	\$11.71	\$13.87	\$17.18	\$21.93	\$28.22	\$24,366	\$28,857	\$35,739	\$45,615	\$58,703
47-1011	First-Line Supervisors of Construction Trades and Extraction Work	340	8.48	\$29.39	\$61,127	3.03	\$17.19	\$21.47	\$28.09	\$36.44	\$44.83	\$35,761	\$44,650	\$58,430	\$75,797	\$93,247
47-2031	Carpenters	300	20.05	\$17.91	\$37,251	4.72	\$12.24	\$14.20	\$17.18	\$21.29	\$25.69	\$25,459	\$29,530	\$35,727	\$44,289	\$53,430
47-2051	Cement Masons and Concrete Finishers	140	32.97	\$17.36	\$36,112	8.14	\$9.04	\$12.22	\$16.20	\$23.58	\$27.12	\$18,793	\$25,425	\$33,699	\$49,053	\$56,415
47-2061	Construction Laborers	520	23.74	\$12.73	\$26,472	2.3	\$9.17	\$11.08	\$12.87	\$14.21	\$16.09	\$19,079	\$23,053	\$26,762	\$29,566	\$33,474
47-2071	Paving, Surfacing, and Tamping Equipment Operators	50	8.7	\$17.77	\$36,953	2.26	\$13.45	\$15.34	\$17.33	\$20.19	\$22.80	\$27,984	\$31,911	\$36,045	\$41,992	\$47,418
47-2073	Operating Engineers and Other Construction Equipment Operators	470	12.33	\$16.46	\$34,237	2.52	\$12.43	\$14.47	\$16.43	\$18.13	\$21.12	\$25,851	\$30,091	\$34,168	\$37,708	\$43,928
47-2081	Drywall and Ceiling Tile Installers	#	#	\$22.95	\$47,741	5.49	\$10.62	\$21.71	\$25.65	\$27.81	\$29.11	\$22,098	\$45,166	\$53,354	\$57,849	\$60,546
47-2111	Electricians	250	14.38	\$21.32	\$44,345	4.62	\$12.32	\$15.87	\$20.49	\$25.63	\$31.07	\$25,622	\$33,015	\$42,612	\$53,318	\$64,617
47-2141	Painters, Construction and Maintenance	20	30.9	\$13.85	\$28,806	5.76	\$10.12	\$11.01	\$13.37	\$16.60	\$18.32	\$21,052	\$22,891	\$27,806	\$34,522	\$38,107
47-2152	Plumbers, Pipefitters, and Steamfitters	170	26.38	\$19.65	\$40,867	8.26	\$15.12	\$16.26	\$18.16	\$21.85	\$26.24	\$31,455	\$33,826	\$37,779	\$45,441	\$54,585
47-3012	Helpers--Carpenters	#	#	\$11.67	\$24,267	8.5	\$9.83	\$10.47	\$11.54	\$13.03	\$14.13	\$20,454	\$21,783	\$23,999	\$27,106	\$29,388
47-4011	Construction and Building Inspectors	40	15.05	\$24.14	\$50,215	2.5	\$16.49	\$19.47	\$23.54	\$29.55	\$33.39	\$34,289	\$40,494	\$48,965	\$61,466	\$69,446
47-4051	Highway Maintenance Workers	580	6.2	\$16.80	\$34,945	1.62	\$11.77	\$13.70	\$16.97	\$18.80	\$22.45	\$24,475	\$28,498	\$35,296	\$39,105	\$46,698
47-4071	Septic Tank Servicers and Sewer Pipe Cleaners	#	#	\$17.41	\$36,206	13.46	\$8.74	\$13.05	\$18.33	\$21.83	\$24.77	\$18,184	\$27,148	\$38,135	\$45,396	\$51,512
47-5012	Rotary Drill Operators, Oil and Gas	80	38.68	\$20.77	\$43,195	9.05	\$15.73	\$16.92	\$19.07	\$25.19	\$27.88	\$32,728	\$35,192	\$39,673	\$52,390	\$57,987
47-5071	Roustabouts, Oil and Gas	490	25.94	\$17.88	\$37,196	3.89	\$13.31	\$15.31	\$17.28	\$20.04	\$23.45	\$27,678	\$31,853	\$35,941	\$41,688	\$48,780
47-5099	Extraction Workers, All Other	#	#	\$23.04	\$47,925	2.91	\$15.78	\$17.17	\$23.00	\$28.50	\$33.33	\$32,827	\$35,704	\$47,836	\$59,279	\$69,325
49-0000	Installation, Maintenance, and Repair Occupations	3720	6.17	\$19.19	\$39,907	3.2	\$9.67	\$12.51	\$17.59	\$23.35	\$32.59	\$20,123	\$26,019	\$36,589	\$48,564	\$67,777
49-1011	First-Line Supervisors of Mechanics, Installers, and Repairers	310	13.44	\$25.58	\$53,217	6.2	\$13.10	\$16.50	\$25.25	\$31.91	\$38.61	\$27,242	\$34,316	\$52,527	\$66,365	\$80,311

Data unavailable

Occupational Code	Occupational Title	Employment Estimate	Employment Percentage Relative Standard Error	Average Hourly Wage	Average Annual Wage	Wage Percentage Relative Standard Error	10th Percentile (Hourly)	25th Percentile (Hourly)	50th Percentile (Hourly)	75th Percentile (Hourly)	90th Percentile (Hourly)	10th Percentile (Annual)	25th Percentile (Annual)	50th Percentile (Annual)	75th Percentile (Annual)	90th Percentile (Annual)
49-2011	Computer, Automated Teller, and Office Machine Repairers	20	35.85	\$14.22	\$29,580	8.37	\$9.08	\$11.15	\$13.52	\$17.07	\$21.27	\$18,891	\$23,187	\$28,117	\$35,511	\$44,237
49-2022	Telecommunications Equipment Installers and Repairers, Except Line Installers	#	#	\$23.95	\$49,819	6.78	\$19.35	\$20.86	\$23.39	\$26.70	\$30.39	\$40,247	\$43,397	\$48,646	\$55,542	\$63,211
49-2094	Electrical and Electronics Repairers, Commercial and Industrial Equipment	#	#	\$27.70	\$57,614	3.8	\$23.08	\$24.82	\$26.88	\$29.32	\$30.40	\$47,998	\$51,617	\$55,907	\$60,981	\$63,241
49-3021	Automotive Body and Related Repairers	#	#	\$13.35	\$27,773	26.62	\$8.20	\$8.50	\$9.00	\$19.20	\$25.76	\$17,054	\$17,675	\$18,711	\$39,943	\$53,588
49-3023	Automotive Service Technicians and Mechanics	320	25.38	\$15.17	\$31,548	6.01	\$9.08	\$11.80	\$13.94	\$19.29	\$22.71	\$18,893	\$24,536	\$29,005	\$40,116	\$47,239
49-3031	Bus and Truck Mechanics and Diesel Engine Specialists	150	18.39	\$18.45	\$38,380	3.27	\$12.69	\$14.44	\$17.65	\$22.43	\$25.87	\$26,396	\$30,030	\$36,712	\$46,644	\$53,804
49-3041	Farm Equipment Mechanics and Service Technicians	210	16.18	\$19.38	\$40,308	6.38	\$15.13	\$16.33	\$18.27	\$21.78	\$26.38	\$31,473	\$33,973	\$38,002	\$45,305	\$54,866
49-3042	Mobile Heavy Equipment Mechanics, Except Engines	120	30.83	\$16.15	\$33,595	4.99	\$10.66	\$12.36	\$15.46	\$18.52	\$22.97	\$22,166	\$25,704	\$32,150	\$38,512	\$47,772
49-3053	Outdoor Power Equipment and Other Small Engine Mechanics	#	#	\$9.89	\$20,565	3.57	\$8.37	\$8.93	\$10.01	\$10.99	\$11.57	\$17,415	\$18,577	\$20,813	\$22,852	\$24,075
49-3092	Recreational Vehicle Service Technicians	#	#	\$14.71	\$30,587	3.06	\$11.90	\$12.88	\$14.44	\$16.72	\$18.37	\$24,761	\$26,790	\$30,041	\$34,770	\$38,205
49-3093	Tire Repairers and Changers	#	#	\$10.27	\$21,353	2.76	\$8.45	\$9.12	\$10.30	\$11.30	\$11.93	\$17,575	\$18,978	\$21,414	\$23,510	\$24,814
49-9021	Heating, Air Conditioning, and Refrigeration Mechanics and Installers	100	42.25	\$15.76	\$32,782	7.02	\$10.15	\$12.12	\$14.56	\$19.56	\$22.81	\$21,111	\$25,211	\$30,285	\$40,687	\$47,449
49-9041	Industrial Machinery Mechanics	240	31.02	\$20.28	\$42,175	3.94	\$15.08	\$16.71	\$19.52	\$22.84	\$28.27	\$31,373	\$34,754	\$40,607	\$47,512	\$58,804
49-9043	Maintenance Workers, Machinery	20	23.22	\$16.73	\$34,792	8.4	\$8.79	\$10.54	\$18.74	\$21.28	\$22.74	\$18,278	\$21,924	\$38,974	\$44,253	\$47,305
49-9051	Electrical Power-Line Installers and Repairers	300	25.28	\$31.57	\$65,662	4.41	\$18.69	\$28.93	\$33.14	\$36.46	\$42.56	\$38,881	\$60,168	\$68,924	\$75,845	\$88,529
49-9052	Telecommunications Line Installers and Repairers	#	#	\$19.97	\$41,536	4.7	\$13.10	\$14.73	\$17.26	\$23.92	\$33.04	\$27,253	\$30,644	\$35,909	\$49,758	\$68,718
49-9062	Medical Equipment Repairers	10	46.78	\$12.92	\$26,875	3.83	\$10.85	\$12.15	\$13.13	\$14.11	\$14.70	\$22,573	\$25,263	\$27,305	\$29,347	\$30,572
49-9071	Maintenance and Repair Workers, General	1000	8.98	\$16.35	\$34,000	3.56	\$9.21	\$11.41	\$15.96	\$20.59	\$23.19	\$19,147	\$23,737	\$33,189	\$42,827	\$48,230
49-9098	Helpers--Installation, Maintenance, and Repair Workers	20	24.46	\$14.24	\$29,624	6.26	\$8.56	\$9.40	\$14.73	\$17.57	\$20.11	\$17,807	\$19,557	\$30,635	\$36,536	\$41,838
49-9099	Installation, Maintenance, and Repair Workers, All Other	80	36.74	\$20.06	\$41,730	8.66	\$11.77	\$15.24	\$19.28	\$22.91	\$27.94	\$24,472	\$31,707	\$40,107	\$47,653	\$58,109
51-0000	Production Occupations	4430	33.7	\$15.33	\$31,887	4.14	\$8.79	\$10.12	\$13.75	\$17.99	\$23.61	\$18,275	\$21,046	\$28,601	\$37,410	\$49,099
51-1011	First-Line Supervisors of Production and Operating Workers	240	22.78	\$27.47	\$57,133	2.24	\$19.09	\$21.06	\$26.87	\$33.67	\$37.08	\$39,697	\$43,815	\$55,894	\$70,034	\$77,117
51-2041	Structural Metal Fabricators and Fitters	40	28.29	\$14.56	\$30,286	5.86	\$9.43	\$10.66	\$13.32	\$18.08	\$22.42	\$19,625	\$22,174	\$27,711	\$37,614	\$46,629
51-2092	Team Assemblers	50	27.21	\$13.99	\$29,098	3.59	\$10.04	\$11.13	\$13.20	\$16.51	\$18.94	\$20,882	\$23,144	\$27,451	\$34,349	\$39,386
51-3021	Butchers and Meat Cutters	90	30.53	\$14.73	\$30,632	5.93	\$10.08	\$11.70	\$13.57	\$16.73	\$22.54	\$20,971	\$24,341	\$28,223	\$34,808	\$46,876
51-3022	Meat, Poultry, and Fish Cutters and Trimmers	150	36.84	\$14.47	\$30,103	6.96	\$10.49	\$11.78	\$14.54	\$17.05	\$18.44	\$21,810	\$24,493	\$30,241	\$35,455	\$38,363
51-3023	Slaughterers and Meat Packers	#	#	\$13.21	\$27,467	3.04	\$9.00	\$10.30	\$12.95	\$16.39	\$17.87	\$18,715	\$21,434	\$26,938	\$34,095	\$37,160
51-3092	Food Batchmakers	130	2.05	\$19.97	\$41,547	4.97	\$16.62	\$19.30	\$20.69	\$22.08	\$22.91	\$34,562	\$40,140	\$43,031	\$45,923	\$47,658
51-4031	Cutting, Punching, and Press Machine Setters, Operators, and Tenders, Metal and Plastic	30	38.01	\$14.26	\$29,669	6.64	\$10.42	\$12.10	\$13.70	\$15.81	\$18.33	\$21,676	\$25,172	\$28,502	\$32,883	\$38,125
51-4041	Machinists	90	19.81	\$17.75	\$36,913	3.36	\$11.12	\$13.99	\$17.42	\$21.20	\$24.66	\$23,125	\$29,102	\$36,224	\$44,087	\$51,296
51-4121	Welders, Cutters, Solderers, and Brazers	380	13.46	\$17.10	\$35,565	6.13	\$9.93	\$12.00	\$14.59	\$20.21	\$29.27	\$20,651	\$24,962	\$30,351	\$42,028	\$60,889
51-5112	Printing Press Operators	20	19.16	\$14.32	\$29,788	10.85	\$9.33	\$10.34	\$13.67	\$18.15	\$21.21	\$19,404	\$21,517	\$28,428	\$37,757	\$44,124
51-6011	Laundry and Dry-Cleaning Workers	100	23.3	\$10.05	\$20,902	4.22	\$8.24	\$8.60	\$9.20	\$11.37	\$13.52	\$17,139	\$17,887	\$19,134	\$23,657	\$28,124
51-6031	Sewing Machine Operators	#	#	\$10.57	\$21,982	4.58	\$8.45	\$9.13	\$10.43	\$11.72	\$13.47	\$17,579	\$18,987	\$21,701	\$24,377	\$28,010
51-7011	Cabinetmakers and Bench Carpenters	20	21.2	#	#	#	#	#	#	#	#	#	#	#	#	#
51-7041	Sawing Machine Setters, Operators, and Tenders, Wood	20	21.15	\$12.55	\$26,102	4.51	\$9.27	\$10.53	\$12.42	\$14.36	\$16.59	\$19,289	\$21,910	\$25,835	\$29,871	\$34,512
51-8013	Power Plant Operators	70	20.98	\$27.35	\$56,896	4.35	\$15.11	\$21.50	\$27.65	\$33.44	\$36.82	\$31,423	\$44,713	\$57,507	\$69,549	\$76,584
51-8031	Water and Wastewater Treatment Plant and System Operators	120	25.55	\$17.78	\$36,987	4.99	\$9.12	\$11.62	\$17.97	\$22.13	\$25.52	\$18,976	\$24,168	\$37,375	\$46,022	\$53,086
51-8092	Gas Plant Operators	#	#	\$35.95	\$74,780	11.71	\$25.20	\$28.01	\$39.21	\$42.98	\$45.24	\$52,421	\$58,270	\$81,566	\$89,397	\$94,095
51-8099	Plant and System Operators, All Other	20	19.97	\$18.38	\$38,236	8.18	\$12.57	\$13.67	\$16.35	\$24.77	\$27.73	\$26,139	\$28,433	\$34,009	\$51,514	\$57,676
51-9023	Mixing and Blending Machine Setters, Operators, and Tenders	110	12.2	#	#	#	#	#	#	#	#	#	#	#	#	#

Data unavailable

Occupational Code	Occupational Title	Employment Estimate	Employment Percentage Relative Standard Error	Average Hourly Wage	Average Annual Wage	Wage Percentage Relative Standard Error	10th Percentile (Hourly)	25th Percentile (Hourly)	50th Percentile (Hourly)	75th Percentile (Hourly)	90th Percentile (Hourly)	10th Percentile (Annual)	25th Percentile (Annual)	50th Percentile (Annual)	75th Percentile (Annual)	90th Percentile (Annual)
51-9061	Inspectors, Testers, Sorters, Samplers, and Weighers	#	#	\$9.91	\$20,609	5.42	\$8.20	\$8.50	\$9.00	\$9.50	\$13.30	\$17,056	\$17,681	\$18,722	\$19,763	\$27,659
51-9071	Jewelers and Precious Stone and Metal Workers	10	46.79	#	#	#	#	#	#	#	#	#	#	#	#	#
51-9111	Packaging and Filling Machine Operators and Tenders	#	#	\$9.73	\$20,238	5.35	\$8.20	\$8.51	\$9.02	\$9.52	\$11.61	\$17,063	\$17,697	\$18,755	\$19,810	\$24,145
51-9121	Coating, Painting, and Spraying Machine Setters, Operators, and Tenders	20	30.14	\$13.59	\$28,265	10.28	\$9.81	\$10.52	\$11.71	\$14.59	\$21.91	\$20,395	\$21,881	\$24,357	\$30,345	\$45,573
51-9122	Painters, Transportation Equipment	10	48.26	\$23.20	\$48,260	13.12	\$11.65	\$13.89	\$23.66	\$27.61	\$49.51	\$24,236	\$28,899	\$49,208	\$57,419	\$102,979
51-9198	Helpers--Production Workers	80	27.68	\$12.03	\$25,018	8.87	\$8.34	\$8.84	\$10.04	\$13.72	\$20.68	\$17,339	\$18,387	\$20,877	\$28,536	\$43,021
53-0000	Transportation and Material Moving Occupations	4210	7.21	\$14.82	\$30,832	2.69	\$8.67	\$9.86	\$13.27	\$17.91	\$23.19	\$18,043	\$20,509	\$27,605	\$37,255	\$48,226
53-1021	First-Line Supervisors of Helpers, Laborers, and Material Movers,	70	34.47	\$20.77	\$43,196	7.3	\$13.13	\$16.32	\$20.27	\$26.34	\$28.85	\$27,313	\$33,941	\$42,153	\$54,787	\$60,010
53-1031	First-Line Supervisors of Transportation and Material-Moving Mach	120	30.7	\$23.52	\$48,923	8.98	\$15.34	\$17.13	\$21.63	\$28.92	\$35.78	\$31,912	\$35,628	\$44,987	\$60,148	\$74,428
53-3011	Ambulance Drivers and Attendants, Except Emergency Medical Technicians	#	#	\$9.48	\$19,727	4.3	\$8.19	\$8.48	\$8.96	\$9.44	\$12.76	\$17,039	\$17,637	\$18,634	\$19,633	\$26,546
53-3021	Bus Drivers, Transit and Intercity	20	21.09	\$12.02	\$24,995	12.96	\$8.38	\$8.94	\$10.33	\$15.51	\$19.43	\$17,421	\$18,593	\$21,494	\$32,263	\$40,423
53-3022	Bus Drivers, School or Special Client	400	7.49	\$14.94	\$31,074	3.96	\$9.59	\$10.81	\$13.76	\$17.77	\$22.81	\$19,952	\$22,492	\$28,630	\$36,958	\$47,443
53-3031	Driver/Sales Workers	240	28.5	\$11.68	\$24,292	7.82	\$8.32	\$8.79	\$9.74	\$13.18	\$19.50	\$17,299	\$18,289	\$20,263	\$27,417	\$40,563
53-3032	Heavy and Tractor-Trailer Truck Drivers	840	6.72	\$16.62	\$34,562	3.8	\$9.23	\$13.35	\$16.70	\$19.61	\$23.02	\$19,203	\$27,765	\$34,743	\$40,786	\$47,889
53-3033	Light Truck or Delivery Services Drivers	570	13.29	\$16.53	\$34,380	11.51	\$8.83	\$10.36	\$13.34	\$19.60	\$33.16	\$18,376	\$21,544	\$27,744	\$40,770	\$68,980
53-3041	Taxi Drivers and Chauffeurs	10	38.74	\$12.04	\$25,048	7.28	\$8.38	\$8.96	\$12.49	\$14.50	\$16.49	\$17,440	\$18,640	\$25,980	\$30,170	\$34,291
53-3099	Motor Vehicle Operators, All Other	60	16.97	\$10.13	\$21,078	13.16	\$8.17	\$8.42	\$8.85	\$9.27	\$19.10	\$16,992	\$17,521	\$18,402	\$19,283	\$39,728
53-6031	Automotive and Watercraft Service Attendants	60	32.85	\$11.78	\$24,504	2.37	\$8.50	\$9.25	\$10.89	\$14.10	\$17.09	\$17,684	\$19,250	\$22,642	\$29,323	\$35,557
53-7032	Excavating and Loading Machine and Dragline Operators	#	#	\$15.79	\$32,833	3.21	\$11.90	\$14.30	\$16.25	\$17.80	\$18.73	\$24,754	\$29,735	\$33,794	\$37,019	\$38,953
53-7051	Industrial Truck and Tractor Operators	120	31.78	\$15.05	\$31,295	4.04	\$10.75	\$12.81	\$15.22	\$17.29	\$18.47	\$22,370	\$26,649	\$31,666	\$35,961	\$38,412
53-7061	Cleaners of Vehicles and Equipment	100	32.09	\$12.07	\$25,114	4.15	\$8.54	\$9.44	\$11.71	\$13.71	\$15.27	\$17,755	\$19,638	\$24,351	\$28,526	\$31,752
53-7062	Laborers and Freight, Stock, and Material Movers, Hand	910	16.39	\$12.47	\$25,940	4.34	\$8.42	\$9.05	\$11.56	\$14.65	\$18.35	\$17,511	\$18,833	\$24,049	\$30,477	\$38,164
53-7064	Packers and Packers, Hand	#	#	\$10.46	\$21,749	3.67	\$8.98	\$9.59	\$10.37	\$11.14	\$11.61	\$18,685	\$19,948	\$21,568	\$23,177	\$24,142
53-7073	Wellhead Pumpers	#	#	\$25.81	\$53,682	10.05	\$12.87	\$18.88	\$24.71	\$30.54	\$43.06	\$26,767	\$39,275	\$51,389	\$63,521	\$89,571
53-7081	Refuse and Recyclable Material Collectors	110	14.81	\$12.62	\$26,256	5.73	\$8.46	\$9.16	\$11.61	\$14.47	\$18.63	\$17,601	\$19,043	\$24,159	\$30,093	\$38,743

Data unavailable

Occupational Code	Occupational Title	Employment Estimate	Employment Percentage Relative Standard Error	Average Hourly Wage	Average Annual Wage	Wage Percentage Relative Standard Error	10th Percentile (Hourly)	25th Percentile (Hourly)	50th Percentile (Hourly)	75th Percentile (Hourly)	90th Percentile (Hourly)	10th Percentile (Annual)	25th Percentile (Annual)	50th Percentile (Annual)	75th Percentile (Annual)	90th Percentile (Annual)
00-0000	Total all occupations	103390	1.18	\$20.40	\$42,432	1.12	\$9.15	\$11.75	\$16.93	\$24.92	\$35.12	\$19,031	\$24,437	\$35,212	\$51,828	\$73,052
11-0000	Management Occupations	3510	3.95	\$41.53	\$86,376	1.93	\$19.47	\$28.33	\$37.36	\$49.71	\$69.89	\$40,501	\$58,917	\$77,701	\$103,402	\$145,374
11-1011	Chief Executives	30	9.01	\$66.34	\$137,988	6.99	\$34.78	\$48.87	\$57.31	\$80.00	\$96.25	\$72,352	\$101,647	\$119,199	\$166,394	\$200,205
11-1021	General and Operations Managers	1600	5.56	\$41.87	\$87,097	3.36	\$17.55	\$25.87	\$36.06	\$50.47	\$76.93	\$36,499	\$53,807	\$75,011	\$104,985	\$160,013
11-1031	Legislators	#	#	#	\$54,872	23.81	#	#	#	#	#	\$17,319	\$18,336	\$63,033	\$85,483	\$93,806
11-2022	Sales Managers	70	24.52	\$52.23	\$108,631	10.49	\$27.92	\$32.96	\$48.01	\$60.04	\$78.79	\$58,083	\$68,553	\$99,863	\$124,877	\$163,873
11-2031	Public Relations and Fundraising Managers	10	11.47	\$42.84	\$89,115	8.13	\$23.85	\$31.44	\$37.38	\$53.32	\$77.34	\$49,603	\$65,393	\$77,754	\$110,914	\$160,860
11-3011	Administrative Services Managers	80	16.11	\$45.64	\$94,931	3.31	\$24.49	\$33.13	\$43.31	\$56.80	\$72.19	\$50,939	\$68,917	\$90,092	\$118,143	\$150,151
11-3021	Computer and Information Systems Managers	40	12.44	\$49.43	\$102,807	4.4	\$32.75	\$37.59	\$45.41	\$59.60	\$69.96	\$68,123	\$78,191	\$94,449	\$123,974	\$145,521
11-3031	Financial Managers	90	12.66	\$52.91	\$110,046	8.89	\$25.02	\$39.03	\$49.59	\$59.35	\$73.22	\$52,036	\$81,179	\$103,139	\$123,442	\$152,303
11-3051	Industrial Production Managers	20	44.56	\$40.95	\$85,173	8.93	\$27.79	\$31.30	\$35.66	\$52.22	\$61.57	\$57,796	\$65,112	\$74,183	\$108,623	\$128,069
11-3061	Purchasing Managers	10	43.37	\$37.87	\$78,780	10.2	\$21.19	\$30.36	\$36.90	\$46.43	\$58.71	\$44,077	\$63,156	\$76,743	\$96,573	\$122,117
11-3071	Transportation, Storage, and Distribution Managers	30	11.25	\$41.21	\$85,713	4.01	\$30.23	\$33.09	\$39.26	\$45.04	\$56.01	\$62,888	\$68,827	\$81,653	\$93,692	\$116,502
11-3121	Human Resources Managers	20	16	\$47.92	\$99,670	3.85	\$32.09	\$39.92	\$46.82	\$53.96	\$69.74	\$66,739	\$83,026	\$97,378	\$112,239	\$145,066
11-9021	Construction Managers	260	15.21	\$49.39	\$102,729	4.88	\$28.20	\$37.64	\$45.31	\$60.59	\$73.76	\$58,654	\$78,286	\$94,244	\$126,017	\$153,412
11-9031	Education Administrators, Preschool and Childcare Center/Program	30	24.79	\$29.85	\$62,086	15.99	\$16.31	\$18.22	\$23.57	\$34.63	\$63.09	\$33,933	\$37,894	\$49,018	\$72,032	\$131,232
11-9032	Education Administrators, Elementary and Secondary School	270	2.58	#	\$75,786	1.73	#	#	#	#	#	\$55,463	\$64,048	\$75,068	\$87,776	\$96,083
11-9033	Education Administrators, Postsecondary	90	24.18	\$37.69	\$78,385	7.1	\$18.73	\$26.15	\$37.66	\$45.50	\$59.32	\$38,949	\$54,388	\$78,340	\$94,649	\$123,387
11-9041	Architectural and Engineering Managers	20	10.27	\$64.82	\$134,816	5.55	\$50.89	\$56.03	\$64.20	\$70.50	\$76.39	\$105,842	\$116,542	\$133,527	\$146,630	\$158,891
11-9051	Food Service Managers	30	33.79	\$26.02	\$54,129	4.93	\$18.56	\$21.60	\$25.67	\$31.00	\$34.99	\$38,608	\$44,937	\$53,404	\$64,479	\$72,775
11-9081	Lodging Managers	50	39.98	\$37.93	\$78,892	15.33	\$21.01	\$31.26	\$34.18	\$37.15	\$77.01	\$43,703	\$65,023	\$71,087	\$77,280	\$160,182
11-9111	Medical and Health Services Managers	160	13.06	\$45.36	\$94,339	5.68	\$25.89	\$32.59	\$42.54	\$55.52	\$69.05	\$53,859	\$67,792	\$88,492	\$115,485	\$143,625
11-9121	Natural Sciences Managers	30	5.88	\$45.11	\$93,828	2.3	\$34.56	\$39.97	\$43.70	\$50.33	\$54.11	\$71,890	\$83,138	\$90,900	\$104,678	\$112,554
11-9131	Postmasters and Mail Superintendents	50	0	\$30.24	\$62,894	1.31	\$18.55	\$25.14	\$30.14	\$37.25	\$39.27	\$38,576	\$52,302	\$62,702	\$77,490	\$81,690
11-9141	Property, Real Estate, and Community Association Managers	30	38.89	\$34.24	\$71,224	18.66	\$8.78	\$20.81	\$28.86	\$52.05	\$57.68	\$18,263	\$43,280	\$60,026	\$108,266	\$119,978
11-9151	Social and Community Service Managers	90	36.24	\$32.05	\$66,665	3.31	\$21.66	\$25.92	\$31.65	\$36.67	\$44.60	\$45,053	\$53,912	\$65,833	\$76,283	\$92,778
11-9161	Emergency Management Directors	10	13	\$28.74	\$59,779	2.54	\$24.53	\$26.12	\$28.77	\$31.64	\$35.12	\$51,016	\$54,329	\$59,852	\$65,815	\$73,044
11-9199	Managers, All Other	200	6.33	\$39.48	\$82,117	3.67	\$18.16	\$26.30	\$38.54	\$49.80	\$62.59	\$37,776	\$54,703	\$80,160	\$103,592	\$130,195
13-0000	Business and Financial Operations Occupations	3870	3.82	\$32.67	\$67,958	2.61	\$15.85	\$21.19	\$28.69	\$40.14	\$54.86	\$32,962	\$44,065	\$59,679	\$83,499	\$114,118
13-1022	Wholesale and Retail Buyers, Except Farm Products	70	25.97	\$22.81	\$47,438	5.62	\$13.98	\$17.25	\$21.75	\$26.32	\$29.79	\$29,089	\$35,875	\$45,249	\$54,752	\$61,954
13-1023	Purchasing Agents, Except Wholesale, Retail, and Farm Products	110	8.63	\$28.21	\$58,679	2.32	\$17.48	\$21.68	\$26.70	\$34.15	\$41.39	\$36,361	\$45,094	\$55,535	\$71,040	\$86,102
13-1031	Claims Adjusters, Examiners, and Investigators	30	27.94	\$31.04	\$64,565	3.67	\$19.03	\$26.86	\$32.15	\$35.63	\$42.32	\$39,591	\$55,870	\$66,863	\$74,119	\$88,030
13-1041	Compliance Officers, Except Agriculture, Construction, Health and Safety, and Transportation	140	7.84	\$30.96	\$64,391	2.67	\$17.64	\$22.45	\$29.75	\$38.39	\$44.80	\$36,701	\$46,701	\$61,883	\$79,861	\$93,181
13-1051	Cost Estimators	210	15.85	\$30.12	\$62,644	4.82	\$19.57	\$22.19	\$27.09	\$36.33	\$46.21	\$40,713	\$46,147	\$56,355	\$75,574	\$96,114
13-1071	Human Resources Specialists	240	8.2	\$28.17	\$58,593	3.2	\$15.93	\$19.46	\$26.47	\$34.21	\$43.53	\$33,136	\$40,476	\$55,063	\$71,152	\$90,553
13-1081	Logisticians	60	44.75	\$46.74	\$97,222	8.43	\$32.30	\$39.48	\$49.75	\$54.84	\$57.90	\$67,178	\$82,113	\$103,487	\$114,074	\$120,426
13-1111	Management Analysts	130	34.34	\$52.71	\$109,643	21.32	\$25.90	\$28.76	\$41.99	\$66.40	\$74.42	\$53,879	\$59,825	\$87,347	\$138,113	\$154,791
13-1121	Meeting, Convention, and Event Planners	30	25.55	\$19.12	\$39,771	4.56	\$12.98	\$15.40	\$18.55	\$23.07	\$26.58	\$26,995	\$32,041	\$38,576	\$47,993	\$55,281
13-1131	Fundraisers	50	39.18	\$24.17	\$50,281	8.86	\$15.53	\$16.59	\$18.35	\$31.61	\$40.77	\$32,309	\$34,509	\$38,175	\$65,741	\$84,803
13-1141	Compensation, Benefits, and Job Analysis Specialists	10	26.12	\$26.21	\$54,514	7.16	\$17.82	\$20.22	\$23.97	\$29.64	\$41.45	\$37,068	\$42,054	\$49,858	\$61,641	\$86,212
13-1151	Training and Development Specialists	90	27.45	\$30.89	\$64,246	4.37	\$17.45	\$22.54	\$28.34	\$40.16	\$47.52	\$36,290	\$46,888	\$58,940	\$83,530	\$98,836
13-1161	Market Research Analysts and Marketing Specialists	210	18.66	\$30.62	\$63,693	12.96	\$11.94	\$19.31	\$23.51	\$34.85	\$54.20	\$24,845	\$40,172	\$48,899	\$72,479	\$112,729
13-1199	Business Operations Specialists, All Other	1120	7.5	\$34.41	\$71,565	3.46	\$15.65	\$23.12	\$32.24	\$43.28	\$54.43	\$32,543	\$48,093	\$67,056	\$90,021	\$113,221
13-2011	Accountants and Auditors	900	9.91	\$32.15	\$66,880	4.43	\$16.19	\$21.37	\$28.44	\$38.10	\$56.89	\$33,682	\$44,459	\$59,153	\$79,250	\$118,329

Data unavailable

Occupational Code	Occupational Title	Employment Estimate	Employment Percentage Relative Standard Error	Average Hourly Wage	Average Annual Wage	Wage Percentage Relative Standard Error	10th Percentile (Hourly)	25th Percentile (Hourly)	50th Percentile (Hourly)	75th Percentile (Hourly)	90th Percentile (Hourly)	10th Percentile (Annual)	25th Percentile (Annual)	50th Percentile (Annual)	75th Percentile (Annual)	90th Percentile (Annual)
13-2021	Appraisers and Assessors of Real Estate	100	30.88	\$22.48	\$46,756	3.84	\$17.17	\$19.73	\$21.75	\$23.91	\$29.52	\$35,706	\$41,032	\$45,245	\$49,729	\$61,392
13-2031	Budget Analysts	20	14.67	\$29.41	\$61,168	2.3	\$23.03	\$27.87	\$29.73	\$33.22	\$36.23	\$47,910	\$57,970	\$61,841	\$69,093	\$75,365
13-2052	Personal Financial Advisors	40	37.12	#	#	#	#	#	#	#	#	#	#	#	#	#
13-2072	Loan Officers	120	22.91	\$42.09	\$87,547	15.66	\$19.72	\$23.30	\$33.33	\$49.51	\$75.25	\$41,026	\$48,462	\$69,319	\$102,989	\$156,521
13-2082	Tax Preparers	#	#	\$13.33	\$27,716	3.31	\$8.60	\$9.45	\$11.06	\$19.04	\$21.54	\$17,880	\$19,660	\$23,007	\$39,603	\$44,804
13-2099	Financial Specialists, All Other	50	26.94	\$29.42	\$61,187	4.64	\$19.08	\$21.32	\$30.71	\$35.26	\$43.20	\$39,691	\$44,348	\$63,867	\$73,335	\$89,858
15-0000	Computer and Mathematical Occupations	840	7.59	\$32.78	\$68,177	3.95	\$16.54	\$22.08	\$29.54	\$39.69	\$52.29	\$34,399	\$45,923	\$61,450	\$82,556	\$108,754
15-1121	Computer Systems Analysts	50	17.59	\$33.20	\$69,061	6.16	\$21.74	\$25.68	\$32.47	\$40.84	\$46.17	\$45,217	\$53,419	\$67,534	\$84,942	\$96,025
15-1131	Computer Programmers	30	23.55	\$39.65	\$82,470	17.18	\$18.14	\$25.50	\$39.35	\$52.62	\$58.66	\$37,730	\$53,048	\$81,843	\$109,460	\$122,002
15-1132	Software Developers, Applications	80	40.86	#	#	#	#	#	#	#	#	#	#	#	#	#
15-1134	Web Developers	70	33.24	\$25.82	\$53,716	22.52	\$13.28	\$15.91	\$18.74	\$38.99	\$44.47	\$27,628	\$33,098	\$38,977	\$81,108	\$92,508
15-1141	Database Administrators	40	11.7	\$35.97	\$74,824	10.48	\$18.83	\$26.28	\$31.92	\$49.54	\$57.32	\$39,172	\$54,668	\$66,399	\$103,039	\$119,236
15-1142	Network and Computer Systems Administrators	150	5.98	\$32.39	\$67,363	3.31	\$20.17	\$25.73	\$32.01	\$37.60	\$45.55	\$41,956	\$53,512	\$66,588	\$78,207	\$94,741
15-1151	Computer User Support Specialists	200	12.23	\$24.85	\$51,681	4.92	\$11.82	\$18.10	\$23.08	\$30.13	\$37.43	\$24,586	\$37,650	\$48,010	\$62,665	\$77,850
15-1152	Computer Network Support Specialists	110	33.58	\$31.14	\$64,772	14.05	\$17.79	\$22.24	\$27.28	\$39.91	\$52.36	\$37,004	\$46,257	\$56,734	\$83,018	\$108,905
15-1199	Computer Occupations, All Other	90	16.21	\$30.95	\$64,366	3.06	\$17.75	\$24.85	\$30.05	\$36.01	\$46.08	\$36,917	\$51,679	\$62,511	\$74,908	\$95,843
17-0000	Architecture and Engineering Occupations	1200	5.4	\$36.06	\$75,011	4.84	\$16.94	\$24.48	\$32.77	\$43.43	\$55.39	\$35,237	\$50,921	\$68,153	\$90,338	\$115,207
17-1011	Architects, Except Landscape and Naval	70	20.98	#	#	#	#	#	#	#	#	#	#	#	#	#
17-1021	Cartographers and Photogrammetrists	20	21.26	\$31.27	\$65,031	3.64	\$21.03	\$27.10	\$32.73	\$36.06	\$38.60	\$43,737	\$56,364	\$68,078	\$75,007	\$80,282
17-1022	Surveyors	130	25.4	\$25.52	\$53,083	7.67	\$13.90	\$17.06	\$24.39	\$29.58	\$41.79	\$28,909	\$35,495	\$50,737	\$61,527	\$86,928
17-2051	Civil Engineers	280	12.79	\$36.53	\$75,981	3.68	\$23.93	\$29.75	\$35.30	\$43.68	\$51.66	\$49,765	\$61,873	\$73,422	\$90,854	\$107,446
17-2071	Electrical Engineers	30	8.22	\$45.26	\$94,142	2.71	\$33.04	\$38.79	\$46.57	\$51.94	\$56.60	\$68,717	\$80,675	\$96,872	\$108,030	\$117,718
17-2072	Electronics Engineers, Except Computer	20	40.67	\$46.38	\$96,480	14.14	\$32.66	\$36.58	\$42.87	\$51.65	\$72.05	\$67,925	\$76,078	\$89,160	\$107,442	\$149,855
17-2081	Environmental Engineers	30	45.81	\$42.14	\$87,655	9.9	\$27.39	\$33.94	\$44.09	\$51.44	\$55.53	\$56,977	\$70,596	\$91,703	\$106,997	\$115,502
17-2141	Mechanical Engineers	40	49.34	\$38.98	\$81,075	8.91	\$25.32	\$29.11	\$36.72	\$47.84	\$59.01	\$52,657	\$60,548	\$76,371	\$99,513	\$122,743
17-2151	Mining and Geological Engineers, Including Mining Safety Engineers	50	17.46	\$45.45	\$94,534	3.79	\$32.57	\$36.16	\$42.30	\$52.90	\$68.76	\$67,752	\$75,213	\$87,993	\$110,031	\$143,017
17-2171	Petroleum Engineers	60	30.72	#	#	#	#	#	#	#	#	#	#	#	#	#
17-2199	Engineers, All Other	10	12.32	\$28.00	\$58,232	12.06	\$12.11	\$13.59	\$13.60	\$41.63	\$65.13	\$25,188	\$28,273	\$28,287	\$86,595	\$135,476
17-3011	Architectural and Civil Drafters	80	34.77	\$25.46	\$52,956	6.28	\$16.20	\$17.92	\$23.57	\$33.15	\$36.54	\$33,697	\$37,266	\$49,031	\$68,948	\$76,014
17-3013	Mechanical Drafters	10	28.65	\$36.12	\$75,135	9.7	\$25.32	\$27.47	\$36.15	\$44.22	\$48.61	\$52,667	\$57,144	\$75,185	\$91,971	\$101,100
17-3022	Civil Engineering Technicians	60	1.73	\$23.73	\$49,360	1.92	\$15.50	\$18.22	\$23.80	\$28.69	\$33.47	\$32,241	\$37,901	\$49,499	\$59,680	\$69,622
17-3023	Electrical and Electronics Engineering Technicians	20	8.83	\$36.70	\$76,329	2.1	\$30.19	\$31.60	\$36.82	\$42.28	\$45.44	\$62,796	\$65,727	\$76,581	\$87,943	\$94,514
17-3025	Environmental Engineering Technicians	30	19.34	\$27.25	\$56,687	2.54	\$20.03	\$25.25	\$28.84	\$29.69	\$31.24	\$41,654	\$52,517	\$59,978	\$61,754	\$64,984
17-3026	Industrial Engineering Technicians	10	32.31	\$26.37	\$54,850	6.06	\$17.21	\$19.79	\$23.12	\$34.04	\$36.63	\$35,798	\$41,173	\$48,099	\$70,794	\$76,185
17-3029	Engineering Technicians, Except Drafters, All Other	70	20.51	\$27.49	\$57,185	4.27	\$17.06	\$21.35	\$28.76	\$33.57	\$36.34	\$35,492	\$44,398	\$59,818	\$69,835	\$75,583
17-3031	Surveying and Mapping Technicians	70	15.95	\$22.44	\$46,678	7.17	\$15.73	\$17.44	\$21.49	\$27.14	\$31.92	\$32,718	\$36,286	\$44,690	\$56,461	\$66,385
19-0000	Life, Physical, and Social Science Occupations	1450	5.16	\$27.08	\$56,334	1.79	\$13.60	\$16.96	\$25.57	\$33.45	\$42.18	\$28,285	\$35,270	\$53,188	\$69,584	\$87,733
19-1023	Zoologists and Wildlife Biologists	100	0.56	\$31.50	\$65,517	1.17	\$25.96	\$26.55	\$30.66	\$34.39	\$41.78	\$53,999	\$55,227	\$63,776	\$71,524	\$86,900
19-1029	Biological Scientists, All Other	130	3.54	\$30.25	\$62,912	1.21	\$23.04	\$27.29	\$30.67	\$34.52	\$36.76	\$47,913	\$56,758	\$63,793	\$71,802	\$76,457
19-1031	Conservation Scientists	90	12.78	\$39.36	\$81,863	6.05	\$24.58	\$28.80	\$33.46	\$36.24	\$84.43	\$51,117	\$59,914	\$69,595	\$75,377	\$175,624
19-1032	Foresters	20	0	\$29.54	\$61,439	1.77	\$23.80	\$26.12	\$29.95	\$33.46	\$36.23	\$49,510	\$54,321	\$62,299	\$69,589	\$75,363
19-2031	Chemists	20	23.13	\$36.76	\$76,454	10.78	\$20.72	\$24.95	\$32.46	\$50.26	\$56.98	\$43,099	\$51,902	\$67,525	\$104,547	\$118,518
19-2041	Environmental Scientists and Specialists, Including Health	90	22.78	\$33.89	\$70,493	4.88	\$17.01	\$23.83	\$34.35	\$41.14	\$50.98	\$35,373	\$49,563	\$71,455	\$85,565	\$106,030
19-2042	Geoscientists, Except Hydrologists and Geographers	80	27.83	\$43.92	\$91,352	8.84	\$21.61	\$32.16	\$42.57	\$58.91	\$67.35	\$44,952	\$66,897	\$88,556	\$122,536	\$140,085
19-2043	Hydrologists	20	14.81	\$40.09	\$83,383	1.78	\$27.88	\$32.53	\$39.64	\$48.92	\$54.26	\$57,984	\$67,662	\$82,450	\$101,754	\$112,853
19-3031	Clinical, Counseling, and School Psychologists	50	7.02	\$38.79	\$80,688	2.15	\$28.68	\$33.46	\$39.57	\$44.24	\$47.40	\$59,653	\$69,597	\$82,311	\$92,013	\$98,586

Data unavailable

Occupational Code	Occupational Title	Employment Estimate	Employment Percentage Relative Standard Error	Average Hourly Wage	Average Annual Wage	Wage Percentage Relative Standard Error	10th Percentile (Hourly)	25th Percentile (Hourly)	50th Percentile (Hourly)	75th Percentile (Hourly)	90th Percentile (Hourly)	10th Percentile (Annual)	25th Percentile (Annual)	50th Percentile (Annual)	75th Percentile (Annual)	90th Percentile (Annual)
19-3051	Urban and Regional Planners	60	30.56	\$30.23	\$62,879	1.53	\$20.30	\$24.17	\$30.45	\$35.52	\$41.64	\$42,219	\$50,276	\$63,333	\$73,882	\$86,608
19-3091	Anthropologists and Archeologists	90	21.17	\$24.26	\$50,465	3.05	\$15.62	\$18.38	\$22.10	\$29.74	\$36.24	\$32,492	\$38,241	\$45,964	\$61,856	\$75,376
19-4021	Biological Technicians	100	2.43	\$19.32	\$40,187	1.37	\$15.20	\$15.78	\$18.83	\$20.71	\$25.99	\$31,620	\$32,828	\$39,176	\$43,077	\$54,063
19-4031	Chemical Technicians	30	10.72	\$25.28	\$52,590	6.87	\$15.31	\$17.14	\$28.17	\$33.61	\$35.94	\$31,849	\$35,652	\$58,603	\$69,917	\$74,759
19-4041	Geological and Petroleum Technicians	#	#	\$24.00	\$49,928	3.76	\$19.93	\$21.41	\$23.86	\$27.04	\$28.94	\$41,460	\$44,523	\$49,628	\$56,237	\$60,185
19-4091	Environmental Science and Protection Technicians, Including Health	70	21.52	\$26.43	\$54,985	3.53	\$16.57	\$19.43	\$25.51	\$30.88	\$39.28	\$34,460	\$40,414	\$53,051	\$64,221	\$81,707
19-4093	Forest and Conservation Technicians	380	0	\$17.03	\$35,425	1.07	\$12.11	\$13.60	\$15.21	\$19.46	\$24.10	\$25,188	\$28,279	\$31,627	\$40,487	\$50,118
19-4099	Life, Physical, and Social Science Technicians, All Other	30	36.5	\$19.46	\$40,474	7.35	\$15.35	\$16.60	\$17.27	\$20.10	\$26.13	\$31,923	\$34,526	\$35,931	\$41,799	\$54,347
21-0000	Community and Social Services Occupations	1580	11.05	\$20.78	\$43,218	1.74	\$12.58	\$15.98	\$20.12	\$25.26	\$30.16	\$26,158	\$33,238	\$41,853	\$52,549	\$62,739
21-1011	Substance Abuse and Behavioral Disorder Counselors	80	19.61	\$18.89	\$39,283	2.7	\$12.13	\$14.26	\$17.85	\$22.14	\$27.34	\$25,237	\$29,653	\$37,132	\$46,060	\$56,859
21-1012	Educational, Guidance, School, and Vocational Counselors	230	5.85	\$22.04	\$45,840	2.29	\$15.96	\$18.01	\$21.87	\$26.20	\$28.98	\$33,195	\$37,462	\$45,492	\$54,499	\$60,277
21-1013	Marriage and Family Therapists	#	#	\$26.43	\$54,975	12.9	\$16.17	\$18.11	\$29.78	\$33.18	\$35.27	\$33,637	\$37,675	\$61,937	\$69,019	\$73,363
21-1014	Mental Health Counselors	90	18.28	\$21.19	\$44,070	4.11	\$12.78	\$17.94	\$21.50	\$25.30	\$28.95	\$26,582	\$37,312	\$44,726	\$52,632	\$60,223
21-1015	Rehabilitation Counselors	30	25.24	\$23.49	\$48,851	5.78	\$12.03	\$14.71	\$23.56	\$31.33	\$35.59	\$25,028	\$30,590	\$49,006	\$65,157	\$74,023
21-1021	Child, Family, and School Social Workers	290	25.76	\$21.61	\$44,952	3.04	\$14.76	\$16.99	\$20.87	\$25.85	\$31.05	\$30,703	\$35,345	\$43,407	\$53,772	\$64,592
21-1022	Healthcare Social Workers	80	21.48	\$25.52	\$53,085	2.86	\$16.97	\$20.69	\$26.04	\$30.09	\$34.40	\$35,299	\$43,031	\$54,171	\$62,584	\$71,543
21-1023	Mental Health and Substance Abuse Social Workers	80	45.43	\$20.63	\$42,910	3.82	\$11.51	\$15.22	\$19.66	\$26.62	\$29.69	\$23,939	\$31,650	\$40,890	\$55,375	\$61,760
21-1029	Social Workers, All Other	70	17.05	\$19.33	\$40,207	2.4	\$14.26	\$16.00	\$18.18	\$22.07	\$26.91	\$29,664	\$33,283	\$37,817	\$45,904	\$55,979
21-1091	Health Educators	60	42.87	\$22.08	\$45,921	4.13	\$14.94	\$17.28	\$21.80	\$26.74	\$30.15	\$31,073	\$35,948	\$45,346	\$55,629	\$62,721
21-1092	Probation Officers and Correctional Treatment Specialists	110	10.14	\$24.56	\$51,092	3.08	\$13.44	\$21.71	\$23.40	\$29.98	\$34.71	\$27,957	\$45,147	\$48,668	\$62,355	\$72,199
21-1093	Social and Human Service Assistants	190	15.84	\$14.20	\$29,541	6.54	\$8.65	\$10.08	\$13.81	\$17.13	\$20.45	\$17,996	\$20,958	\$28,731	\$35,633	\$42,541
21-1094	Community Health Workers	20	30.71	\$18.07	\$37,583	4.7	\$13.44	\$15.94	\$17.97	\$20.67	\$22.83	\$27,950	\$33,157	\$37,380	\$42,998	\$47,491
21-1099	Community and Social Service Specialists, All Other	210	32.67	\$20.25	\$42,116	3.43	\$13.32	\$15.93	\$18.81	\$22.93	\$28.80	\$27,715	\$33,140	\$39,125	\$47,703	\$59,905
21-2011	Clergy	10	15.08	#	#	#	#	#	#	#	#	#	#	#	#	#
23-0000	Legal Occupations	700	10.55	\$38.43	\$79,927	9.67	\$16.23	\$21.24	\$29.51	\$43.24	\$74.83	\$33,764	\$44,188	\$61,383	\$89,939	\$155,643
23-1011	Lawyers	340	15.36	\$49.44	\$102,838	13.22	\$24.79	\$27.62	\$35.46	\$56.17	\$92.12	\$51,565	\$57,449	\$73,750	\$116,825	\$191,619
23-1023	Judges, Magistrate Judges, and Magistrates	70	28.4	\$44.92	\$93,443	11.74	\$12.21	\$13.78	\$58.82	\$64.69	\$64.70	\$25,407	\$28,664	\$122,348	\$134,558	\$134,572
23-2011	Paralegals and Legal Assistants	150	22.68	\$19.98	\$41,560	3.2	\$15.24	\$16.95	\$19.69	\$22.32	\$24.08	\$31,695	\$35,262	\$40,953	\$46,420	\$50,089
23-2093	Title Examiners, Abstractors, and Searchers	#	#	\$30.92	\$64,310	4.73	\$23.03	\$29.65	\$32.54	\$35.16	\$36.74	\$47,907	\$61,675	\$67,674	\$73,136	\$76,413
23-2099	Legal Support Workers, All Other	50	17.78	\$27.39	\$56,978	18.74	\$11.35	\$17.65	\$25.02	\$30.04	\$61.36	\$23,611	\$36,704	\$52,042	\$62,489	\$127,628
25-0000	Education, Training, and Library Occupations	6470	2.02	\$20.62	\$42,898	1.75	\$11.62	\$15.34	\$19.73	\$24.75	\$29.82	\$24,164	\$31,907	\$41,048	\$51,489	\$62,019
25-1011	Business Teachers, Postsecondary	40	15.97	#	\$73,720	4.14	#	#	#	#	#	\$39,785	\$63,677	\$76,193	\$89,467	\$97,829
25-1022	Mathematical Science Teachers, Postsecondary	30	20.15	#	\$58,407	12.41	#	#	#	#	#	\$37,341	\$43,313	\$53,552	\$67,593	\$76,759
25-1042	Biological Science Teachers, Postsecondary	30	9.39	#	\$63,879	9.41	#	#	#	#	#	\$38,272	\$45,083	\$57,634	\$74,135	\$95,369
25-1066	Psychology Teachers, Postsecondary	20	15.57	#	\$63,317	3.96	#	#	#	#	#	\$34,252	\$50,921	\$61,564	\$72,544	\$97,493
25-1081	Education Teachers, Postsecondary	30	17.51	#	\$52,760	5.82	#	#	#	#	#	\$34,429	\$40,795	\$52,391	\$62,314	\$74,719
25-1121	Art, Drama, and Music Teachers, Postsecondary	40	9.11	#	\$57,024	6.25	#	#	#	#	#	\$35,262	\$49,372	\$58,411	\$68,571	\$75,132
25-1123	English Language and Literature Teachers, Postsecondary	50	7.99	#	\$58,753	6.01	#	#	#	#	#	\$33,960	\$39,176	\$54,831	\$68,270	\$92,492
25-1194	Vocational Education Teachers, Postsecondary	90	38.45	\$21.40	\$44,518	10.54	\$8.96	\$12.46	\$20.55	\$27.23	\$33.56	\$18,640	\$25,924	\$42,743	\$56,644	\$69,797
25-1199	Postsecondary Teachers, All Other	80	3.54	#	\$40,680	5.47	#	#	#	#	#	\$29,473	\$33,165	\$37,508	\$43,864	\$48,367
25-2011	Preschool Teachers, Except Special Education	340	9.83	\$14.75	\$30,680	6.95	\$9.73	\$10.92	\$13.29	\$19.33	\$21.78	\$20,238	\$22,713	\$27,640	\$40,201	\$45,313
25-2012	Kindergarten Teachers, Except Special Education	200	4.27	#	\$42,576	1.67	#	#	#	#	#	\$32,447	\$35,950	\$41,931	\$48,109	\$56,218
25-2021	Elementary School Teachers, Except Special Education	1560	6.91	#	\$44,861	1.38	#	#	#	#	#	\$32,666	\$37,407	\$44,129	\$51,817	\$59,630

Data unavailable

Occupational Code	Occupational Title	Employment Estimate	Employment Percentage Relative Standard Error	Average Hourly Wage	Average Annual Wage	Wage Percentage Relative Standard Error	10th Percentile (Hourly)	25th Percentile (Hourly)	50th Percentile (Hourly)	75th Percentile (Hourly)	90th Percentile (Hourly)	10th Percentile (Annual)	25th Percentile (Annual)	50th Percentile (Annual)	75th Percentile (Annual)	90th Percentile (Annual)
25-2022	Middle School Teachers, Except Special and Career/Technical Educa	790	2.85	#	\$43,620	3.53	#	#	#	#	#	\$29,634	\$35,766	\$43,559	\$52,302	\$59,947
25-2023	Career/Technical Education Teachers, Middle School	10	7.91	#	\$48,027	4.52	#	#	#	#	#	\$34,353	\$40,515	\$46,550	\$56,168	\$65,191
25-2031	Secondary School Teachers, Except Special and Career/Technical Ed	900	1.65	#	\$44,721	1.62	#	#	#	#	#	\$31,963	\$36,939	\$44,122	\$52,212	\$59,638
25-2032	Career/Technical Education Teachers, Secondary School	60	3.94	#	\$46,511	1.77	#	#	#	#	#	\$33,634	\$38,762	\$45,709	\$54,365	\$60,680
25-2051	Special Education Teachers, Preschool	50	0.65	#	\$43,479	2.75	#	#	#	#	#	\$21,491	\$24,336	\$42,500	\$56,945	\$69,238
25-2052	Special Education Teachers, Kindergarten and Elementary School	150	15.63	#	\$43,804	2.34	#	#	#	#	#	\$32,744	\$35,550	\$41,092	\$49,757	\$59,729
25-2053	Special Education Teachers, Middle School	80	0.93	#	\$48,236	1.88	#	#	#	#	#	\$34,570	\$40,059	\$46,370	\$56,252	\$67,137
25-2054	Special Education Teachers, Secondary School	90	0.88	#	\$47,714	1.68	#	#	#	#	#	\$34,995	\$40,181	\$45,513	\$53,281	\$65,526
25-3011	Adult Basic and Secondary Education and Literacy Teachers and Ins	70	31.67	\$18.20	\$37,854	2.99	\$15.35	\$16.14	\$17.45	\$18.78	\$23.46	\$31,924	\$33,562	\$36,293	\$39,067	\$48,800
25-3021	Self-Enrichment Education Teachers	90	21.71	\$18.38	\$38,232	5.64	\$10.55	\$14.17	\$17.10	\$22.41	\$28.29	\$21,954	\$29,482	\$35,572	\$46,607	\$58,839
25-3097	Teachers and Instructors, All Other, Except Substitute Teachers	60	19.71	#	\$38,850	10.31	#	#	#	#	#	\$17,580	\$18,990	\$40,070	\$53,229	\$66,795
25-4012	Curators	20	12.06	\$25.61	\$53,259	10.98	\$17.11	\$19.72	\$23.08	\$33.45	\$35.02	\$35,586	\$41,024	\$48,007	\$69,586	\$72,842
25-4013	Museum Technicians and Conservators	20	37.04	\$16.72	\$34,784	11.36	\$10.26	\$11.52	\$15.98	\$19.81	\$23.77	\$21,344	\$23,969	\$33,241	\$41,199	\$49,445
25-4021	Librarians	150	18.33	\$29.88	\$62,140	3.77	\$18.75	\$23.84	\$28.42	\$36.66	\$43.56	\$39,006	\$49,581	\$59,115	\$76,253	\$90,597
25-4031	Library Technicians	200	19.08	\$13.85	\$28,813	1.57	\$10.02	\$12.08	\$13.79	\$15.94	\$17.83	\$20,834	\$25,116	\$28,692	\$33,165	\$37,084
25-9031	Instructional Coordinators	100	27.18	\$37.11	\$77,189	8.79	\$21.40	\$28.94	\$35.43	\$44.12	\$56.13	\$44,505	\$60,204	\$73,685	\$91,762	\$116,758
25-9041	Teacher Assistants	840	2.48	#	\$26,548	1.58	#	#	#	#	#	\$20,568	\$22,460	\$25,784	\$29,512	\$34,243
25-9099	Education, Training, and Library Workers, All Other	50	17.77	\$20.06	\$41,733	11.37	\$8.53	\$9.32	\$19.28	\$29.79	\$34.57	\$17,737	\$19,382	\$40,098	\$61,973	\$71,912
27-0000	Arts, Design, Entertainment, Sports, and Media Occupations	1260	7.64	\$20.48	\$42,602	6.16	\$8.92	\$12.42	\$16.70	\$24.74	\$36.05	\$18,545	\$25,833	\$34,743	\$51,458	\$74,986
27-1012	Craft Artists	10	23.72	\$19.06	\$39,643	17.93	\$10.04	\$12.69	\$14.92	\$27.84	\$34.19	\$20,874	\$26,399	\$31,038	\$57,911	\$71,114
27-1019	Artists and Related Workers, All Other	10	0	\$16.42	\$34,146	2.59	\$13.59	\$13.60	\$15.21	\$16.22	\$22.61	\$28,275	\$28,286	\$31,629	\$33,743	\$47,027
27-1021	Commercial and Industrial Designers	#	#	\$15.39	\$32,003	11.98	\$12.20	\$12.72	\$13.59	\$14.46	\$17.76	\$25,374	\$26,457	\$28,263	\$30,069	\$36,944
27-1023	Floral Designers	50	13.59	\$12.73	\$26,478	5.48	\$8.68	\$11.21	\$13.11	\$14.44	\$16.39	\$18,046	\$23,317	\$27,265	\$30,026	\$34,089
27-1024	Graphic Designers	100	25.15	\$23.39	\$48,653	8.05	\$12.83	\$16.41	\$22.09	\$28.10	\$39.67	\$26,682	\$34,128	\$45,946	\$58,448	\$82,522
27-1025	Interior Designers	#	#	\$24.40	\$50,747	28.6	\$14.67	\$15.79	\$17.56	\$27.94	\$46.27	\$30,516	\$32,845	\$36,523	\$58,107	\$96,247
27-1026	Merchandise Displayers and Window Trimmers	#	#	\$12.98	\$27,001	10.74	\$8.84	\$9.87	\$10.89	\$11.93	\$24.60	\$18,392	\$20,525	\$22,645	\$24,806	\$51,167
27-2012	Producers and Directors	20	19.66	\$24.91	\$51,819	3.72	\$17.18	\$20.46	\$24.16	\$28.36	\$35.65	\$35,728	\$42,549	\$50,255	\$58,995	\$74,143
27-2022	Coaches and Scouts	330	17.44	#	\$31,073	8.42	#	#	#	#	#	\$17,406	\$18,556	\$25,828	\$43,297	\$52,273
27-2023	Umpires, Referees, and Other Sports Officials	100	0	#	\$42,954	1.79	#	#	#	#	#	\$18,982	\$26,330	\$35,621	\$63,826	\$77,400
27-3011	Radio and Television Announcers	60	38.46	#	#	#	#	#	#	#	#	#	#	#	#	#
27-3022	Reporters and Correspondents	50	48.58	\$14.59	\$30,346	5.35	\$10.62	\$12.26	\$14.06	\$16.81	\$19.77	\$22,084	\$25,508	\$29,251	\$34,960	\$41,119
27-3031	Public Relations Specialists	160	15.18	\$26.10	\$54,288	7.27	\$15.78	\$17.69	\$22.90	\$32.77	\$44.05	\$32,829	\$36,795	\$47,631	\$68,169	\$91,626
27-3041	Editors	60	48.87	\$18.55	\$38,578	13.27	\$12.41	\$13.41	\$15.43	\$22.12	\$27.88	\$25,808	\$27,889	\$32,104	\$46,006	\$57,998
27-3043	Writers and Authors	#	#	\$41.41	\$86,138	19.19	\$8.82	\$32.62	\$49.88	\$54.86	\$57.86	\$18,337	\$67,848	\$103,742	\$114,118	\$120,343
27-3091	Interpreters and Translators	10	8.33	#	#	#	#	#	#	#	#	#	#	#	#	#
27-4012	Broadcast Technicians	20	37.47	\$14.58	\$30,335	12.68	\$8.47	\$9.17	\$16.24	\$17.56	\$18.36	\$17,612	\$19,069	\$33,774	\$36,529	\$38,182
27-4021	Photographers	70	29.7	\$18.50	\$38,473	15.67	\$10.59	\$12.72	\$14.24	\$25.91	\$31.76	\$22,018	\$26,448	\$29,628	\$53,888	\$66,058
29-0000	Healthcare Practitioners and Technical Occupations	5060	5.21	\$36.64	\$76,220	3.23	\$16.17	\$22.36	\$30.53	\$40.24	\$64.35	\$33,627	\$46,519	\$63,495	\$83,707	\$133,839
29-1021	Dentists, General	#	#	\$50.93	\$105,932	25.12	\$31.32	\$33.05	\$35.93	\$74.15	\$93.07	\$65,142	\$68,735	\$74,724	\$154,233	\$193,591
29-1031	Dietitians and Nutritionists	30	15.61	\$26.15	\$54,402	4.14	\$16.88	\$22.00	\$26.33	\$31.07	\$34.91	\$35,119	\$45,766	\$54,767	\$64,620	\$72,611
29-1041	Optometrists	30	25.87	#	#	#	#	#	#	#	#	#	#	#	#	#
29-1051	Pharmacists	120	10.58	\$58.33	\$121,320	3	\$39.64	\$53.66	\$63.24	\$69.71	\$73.87	\$82,459	\$111,617	\$131,539	\$144,993	\$153,640
29-1062	Family and General Practitioners	220	23.3	\$107.79	\$224,194	7.21	\$66.63	\$82.79	\$94.27	\$98.04	\$100.23	\$138,600	\$172,194	\$196,091	\$203,918	\$208,474
29-1063	Internists, General	#	#	\$99.68	\$207,328	5.95	\$80.31	\$84.80	\$92.28	\$100.00	\$100.00	\$167,037	\$176,378	\$191,947	\$208,000	\$208,000

Data unavailable

Occupational Code	Occupational Title	Employment Estimate	Employment Percentage Relative Standard Error	Average Hourly Wage	Average Annual Wage	Wage Percentage Relative Standard Error	10th Percentile (Hourly)	25th Percentile (Hourly)	50th Percentile (Hourly)	75th Percentile (Hourly)	90th Percentile (Hourly)	10th Percentile (Annual)	25th Percentile (Annual)	50th Percentile (Annual)	75th Percentile (Annual)	90th Percentile (Annual)
29-1064	Obstetricians and Gynecologists	#	#	\$85.25	\$177,318	22.8	\$59.09	\$62.81	\$68.99	\$100.00	\$100.00	\$122,912	\$130,635	\$143,508	\$208,000	\$208,000
29-1065	Pediatricians, General	20	48.68	\$72.37	\$150,528	4.42	\$61.44	\$66.08	\$72.94	\$80.54	\$91.55	\$127,793	\$137,450	\$151,720	\$167,532	\$190,426
29-1067	Surgeons	30	32.5	\$118.26	\$245,978	7.83	\$51.52	\$93.46	\$100.00	\$100.00	\$100.00	\$107,158	\$194,388	\$208,000	\$208,000	\$208,000
29-1069	Physicians and Surgeons, All Other	40	21.24	\$95.41	\$198,461	12.93	\$21.77	\$64.56	\$91.72	\$100.15	\$100.66	\$45,279	\$134,276	\$190,776	\$208,311	\$209,367
29-1071	Physician Assistants	80	35.24	\$40.98	\$85,233	4.58	\$27.47	\$34.69	\$42.48	\$47.53	\$53.95	\$57,131	\$72,145	\$88,351	\$98,854	\$112,220
29-1122	Occupational Therapists	70	8.52	\$35.53	\$73,905	1.82	\$26.38	\$31.10	\$35.35	\$41.17	\$46.52	\$54,878	\$64,685	\$73,533	\$85,641	\$96,761
29-1123	Physical Therapists	220	11.25	\$37.19	\$77,354	2.33	\$30.49	\$32.55	\$35.99	\$42.49	\$47.50	\$63,411	\$67,710	\$74,857	\$88,383	\$98,801
29-1126	Respiratory Therapists	50	20.61	\$29.26	\$60,856	3.47	\$21.53	\$25.11	\$29.22	\$33.90	\$36.96	\$44,778	\$52,222	\$60,778	\$70,511	\$76,880
29-1127	Speech-Language Pathologists	80	5.39	\$41.12	\$85,532	2.05	\$28.34	\$33.13	\$40.90	\$48.97	\$55.78	\$58,945	\$68,901	\$85,080	\$101,854	\$116,021
29-1131	Veterinarians	100	14.56	\$44.31	\$92,166	4.29	\$31.24	\$35.92	\$41.94	\$52.88	\$69.83	\$64,972	\$74,709	\$87,239	\$109,984	\$145,247
29-1141	Registered Nurses	1720	6.98	\$30.52	\$63,483	2.19	\$21.35	\$24.89	\$29.27	\$35.96	\$42.43	\$44,409	\$51,763	\$60,885	\$74,799	\$88,249
29-1171	Nurse Practitioners	90	25.71	\$39.54	\$82,238	2.6	\$32.06	\$34.91	\$39.57	\$44.58	\$47.73	\$66,689	\$72,610	\$82,299	\$92,720	\$99,272
29-1181	Audiologists	10	0	\$34.76	\$72,301	3.85	\$30.11	\$31.61	\$34.12	\$36.62	\$43.32	\$62,627	\$65,752	\$70,961	\$76,169	\$90,103
29-1199	Health Diagnosing and Treating Practitioners, All Other	#	#	\$24.59	\$51,143	4.82	\$19.67	\$21.15	\$23.69	\$26.89	\$28.82	\$40,916	\$43,998	\$49,269	\$55,939	\$59,942
29-2011	Medical and Clinical Laboratory Technologists	80	18.86	\$29.97	\$62,346	2.73	\$21.13	\$25.26	\$29.27	\$35.21	\$41.37	\$43,960	\$52,543	\$60,883	\$73,247	\$86,057
29-2012	Medical and Clinical Laboratory Technicians	40	29.78	\$18.72	\$38,931	5.25	\$13.71	\$15.65	\$17.73	\$21.14	\$24.69	\$28,523	\$32,547	\$36,869	\$43,964	\$51,354
29-2021	Dental Hygienists	#	#	\$35.05	\$72,900	5.77	\$26.09	\$29.85	\$35.43	\$41.30	\$44.87	\$54,264	\$62,087	\$73,697	\$85,901	\$93,336
29-2031	Cardiovascular Technologists and Technicians	10	26.68	\$38.44	\$79,957	10.17	\$17.63	\$32.03	\$40.72	\$45.87	\$54.65	\$36,665	\$66,622	\$84,704	\$95,400	\$113,669
29-2032	Diagnostic Medical Sonographers	30	19	\$37.97	\$78,971	2.52	\$30.38	\$33.74	\$39.07	\$43.49	\$46.16	\$63,191	\$70,180	\$81,274	\$90,463	\$96,023
29-2033	Nuclear Medicine Technologists	10	22.67	\$37.03	\$77,018	2.78	\$30.28	\$33.10	\$37.56	\$42.14	\$45.04	\$62,981	\$68,840	\$78,122	\$87,653	\$93,693
29-2034	Radiologic Technologists and Technicians	140	14.47	\$28.84	\$59,993	2.31	\$20.22	\$23.79	\$28.04	\$33.88	\$38.80	\$42,064	\$49,482	\$58,330	\$70,465	\$80,698
29-2035	Magnetic Resonance Imaging Technologists	10	10.7	\$35.06	\$72,932	3.62	\$26.29	\$30.84	\$35.47	\$40.56	\$44.47	\$54,689	\$64,154	\$73,773	\$84,373	\$92,495
29-2041	Emergency Medical Technicians and Paramedics	290	18.57	\$17.83	\$37,093	3.99	\$10.28	\$13.24	\$16.68	\$21.33	\$28.37	\$21,373	\$27,542	\$34,696	\$44,359	\$59,013
29-2052	Pharmacy Technicians	110	14.45	\$16.26	\$33,823	1.89	\$12.02	\$14.24	\$16.39	\$18.24	\$20.87	\$25,008	\$29,612	\$34,082	\$37,945	\$43,401
29-2054	Respiratory Therapy Technicians	20	43.97	\$20.62	\$42,891	11.25	\$12.83	\$14.23	\$19.16	\$25.46	\$33.23	\$26,695	\$29,601	\$39,860	\$52,964	\$69,127
29-2055	Surgical Technologists	30	17.24	\$21.67	\$45,067	3.19	\$16.81	\$19.14	\$21.49	\$23.79	\$27.59	\$34,963	\$39,817	\$44,697	\$49,484	\$57,393
29-2056	Veterinary Technologists and Technicians	140	6.83	\$13.61	\$28,313	8.25	\$10.02	\$11.50	\$13.18	\$14.88	\$18.33	\$20,832	\$23,929	\$27,419	\$30,959	\$38,121
29-2061	Licensed Practical and Licensed Vocational Nurses	260	8.22	\$20.49	\$42,615	2.94	\$14.37	\$17.23	\$20.66	\$23.68	\$27.35	\$29,884	\$35,844	\$42,977	\$49,258	\$56,893
29-2071	Medical Records and Health Information Technicians	80	9.33	\$19.65	\$40,864	3.8	\$14.82	\$16.27	\$18.45	\$22.35	\$27.00	\$30,816	\$33,842	\$38,383	\$46,488	\$56,159
29-2081	Opticians, Dispensing	70	20.33	\$17.68	\$36,769	5.2	\$12.13	\$13.85	\$17.00	\$21.25	\$25.27	\$25,232	\$28,817	\$35,354	\$44,191	\$52,564
29-2099	Health Technologists and Technicians, All Other	90	16.29	\$18.61	\$38,704	3.95	\$12.77	\$14.83	\$17.69	\$21.14	\$24.23	\$26,567	\$30,836	\$36,804	\$43,966	\$50,397
29-9011	Occupational Health and Safety Specialists	120	9.58	\$37.56	\$78,129	2.77	\$24.37	\$30.67	\$38.16	\$44.34	\$50.20	\$50,689	\$63,785	\$79,378	\$92,235	\$104,417
29-9012	Occupational Health and Safety Technicians	30	36.41	\$31.18	\$64,864	4.01	\$20.32	\$24.06	\$32.14	\$36.39	\$42.57	\$42,263	\$50,043	\$66,850	\$75,687	\$88,536
29-9099	Healthcare Practitioners and Technical Workers, All Other	20	0	\$12.72	\$26,467	3.16	\$9.73	\$10.46	\$11.66	\$13.73	\$19.69	\$20,243	\$21,748	\$24,256	\$28,553	\$40,951
31-0000	Healthcare Support Occupations	2510	6.57	\$14.54	\$30,237	4.25	\$9.58	\$11.06	\$13.33	\$16.51	\$21.60	\$19,936	\$22,996	\$27,720	\$34,341	\$44,920
31-1011	Home Health Aides	650	20.38	\$10.81	\$22,487	5.2	\$8.64	\$9.51	\$10.57	\$11.62	\$13.84	\$17,980	\$19,771	\$21,977	\$24,171	\$28,784
31-1014	Nursing Assistants	740	20.5	\$13.15	\$27,350	2.19	\$9.68	\$11.04	\$12.85	\$14.57	\$17.12	\$20,127	\$22,967	\$26,728	\$30,314	\$35,607
31-2011	Occupational Therapy Assistants	10	22.15	\$23.43	\$48,739	4.76	\$18.50	\$21.77	\$24.00	\$26.24	\$28.15	\$38,487	\$45,283	\$49,926	\$54,586	\$58,555
31-2021	Physical Therapist Assistants	60	34.63	\$18.17	\$37,787	8.46	\$10.09	\$11.08	\$14.55	\$25.09	\$28.56	\$20,978	\$23,041	\$30,254	\$52,186	\$59,396
31-2022	Physical Therapist Aides	50	28.41	\$14.61	\$30,380	2.17	\$12.16	\$12.91	\$14.16	\$16.21	\$17.89	\$25,289	\$26,847	\$29,444	\$33,718	\$37,212
31-9011	Massage Therapists	110	45.8	\$27.62	\$57,451	15.07	\$16.21	\$19.27	\$31.20	\$34.10	\$35.83	\$33,718	\$40,088	\$64,902	\$70,919	\$74,529
31-9091	Dental Assistants	190	29.48	\$17.86	\$37,141	5.29	\$12.70	\$14.19	\$17.45	\$21.18	\$23.74	\$26,426	\$29,525	\$36,289	\$44,055	\$49,387
31-9092	Medical Assistants	400	17.2	\$16.90	\$35,157	5.28	\$12.61	\$13.87	\$16.02	\$18.24	\$24.16	\$26,227	\$28,853	\$33,316	\$37,947	\$50,247
31-9094	Medical Transcriptionists	30	13.89	\$20.78	\$43,215	3.4	\$15.89	\$17.98	\$20.60	\$22.98	\$27.09	\$33,057	\$37,408	\$42,853	\$47,791	\$56,351
31-9097	Phlebotomists	30	26.82	\$15.20	\$31,623	4.3	\$10.91	\$12.47	\$14.58	\$17.58	\$20.74	\$22,695	\$25,944	\$30,319	\$36,560	\$43,146
31-9099	Healthcare Support Workers, All Other	100	5.29	\$13.79	\$28,681	1.95	\$9.77	\$11.62	\$13.30	\$15.20	\$18.66	\$20,321	\$24,173	\$27,655	\$31,614	\$38,807
33-0000	Protective Service Occupations	2600	4.88	\$20.88	\$43,432	2.04	\$10.24	\$14.01	\$19.72	\$26.60	\$33.40	\$21,297	\$29,135	\$41,024	\$55,328	\$69,471

Data unavailable

Occupational Code	Occupational Title	Employment Estimate	Employment Percentage Relative Standard Error	Average Hourly Wage	Average Annual Wage	Wage Percentage Relative Standard Error	10th Percentile (Hourly)	25th Percentile (Hourly)	50th Percentile (Hourly)	75th Percentile (Hourly)	90th Percentile (Hourly)	10th Percentile (Annual)	25th Percentile (Annual)	50th Percentile (Annual)	75th Percentile (Annual)	90th Percentile (Annual)
33-1011	First-Line Supervisors of Correctional Officers	20	1.6	\$30.74	\$63,947	2.03	\$24.04	\$25.47	\$29.95	\$35.23	\$36.67	\$50,012	\$52,969	\$62,305	\$73,278	\$76,270
33-1012	First-Line Supervisors of Police and Detectives	80	1.87	\$40.18	\$83,574	1.25	\$31.30	\$34.58	\$40.35	\$43.52	\$49.84	\$65,104	\$71,919	\$83,934	\$90,513	\$103,668
33-1021	First-Line Supervisors of Fire Fighting and Prevention Workers	60	36.64	\$27.66	\$57,531	10.15	\$9.10	\$22.09	\$30.35	\$34.30	\$37.34	\$18,925	\$45,946	\$63,134	\$71,340	\$77,674
33-1099	First-Line Supervisors of Protective Service Workers, All Other	70	14.31	\$23.31	\$48,489	4.23	\$14.24	\$17.76	\$22.04	\$29.54	\$34.35	\$29,623	\$36,937	\$45,837	\$61,442	\$71,451
33-2011	Firefighters	350	12.33	\$21.72	\$45,186	5.36	\$12.66	\$16.20	\$21.03	\$27.23	\$32.89	\$26,337	\$33,704	\$43,735	\$56,647	\$68,416
33-2021	Fire Inspectors and Investigators	20	24.21	\$31.34	\$65,190	5.47	\$21.27	\$27.01	\$32.22	\$35.70	\$40.92	\$44,238	\$56,190	\$67,016	\$74,257	\$85,111
33-3012	Correctional Officers and Jailers	280	3.54	\$20.50	\$42,644	1.33	\$10.42	\$17.62	\$19.84	\$23.24	\$27.68	\$21,671	\$36,650	\$41,264	\$48,333	\$57,568
33-3021	Detectives and Criminal Investigators	70	5.87	\$35.95	\$74,786	3.5	\$23.68	\$26.67	\$32.86	\$42.10	\$56.29	\$49,254	\$55,465	\$68,351	\$87,572	\$117,081
33-3041	Parking Enforcement Workers	10	3.27	\$16.31	\$33,916	2.67	\$11.87	\$13.71	\$16.30	\$18.85	\$21.52	\$24,685	\$28,512	\$33,906	\$39,204	\$44,769
33-3051	Police and Sheriff's Patrol Officers	630	2.79	\$25.67	\$53,384	1.03	\$19.29	\$21.36	\$25.22	\$29.85	\$33.68	\$40,129	\$44,434	\$52,452	\$62,092	\$70,055
33-9011	Animal Control Workers	40	25.7	\$15.07	\$31,340	5.95	\$8.49	\$9.23	\$15.83	\$18.61	\$22.53	\$17,666	\$19,205	\$32,924	\$38,719	\$46,861
33-9021	Private Detectives and Investigators	#	#	\$24.03	\$49,975	11.74	\$19.42	\$20.43	\$22.11	\$23.79	\$28.86	\$40,398	\$42,496	\$45,992	\$49,488	\$60,037
33-9032	Security Guards	330	21.58	\$14.55	\$30,255	3.73	\$9.88	\$10.99	\$13.24	\$16.53	\$19.46	\$20,556	\$22,862	\$27,541	\$34,388	\$40,477
33-9091	Crossing Guards	80	29.03	\$12.62	\$26,243	10.05	\$9.03	\$10.15	\$11.63	\$15.57	\$17.48	\$18,779	\$21,103	\$24,182	\$32,375	\$36,368
33-9092	Lifeguards, Ski Patrol, and Other Recreational Protective Service Workers	290	17.72	#	#	#	#	#	#	#	#	#	#	#	#	#
33-9093	Transportation Security Screeners	50	0	\$18.09	\$37,638	2.33	\$15.20	\$16.38	\$17.06	\$18.87	\$21.54	\$31,606	\$34,081	\$35,475	\$39,239	\$44,814
33-9099	Protective Service Workers, All Other	180	1.11	\$16.49	\$34,300	2.25	\$11.36	\$14.04	\$15.21	\$18.76	\$24.26	\$23,636	\$29,196	\$31,627	\$39,014	\$50,460
35-0000	Food Preparation and Serving-Related Occupations	11030	4.27	\$11.30	\$23,508	2.13	\$8.31	\$8.77	\$9.88	\$12.99	\$16.60	\$17,279	\$18,237	\$20,549	\$27,029	\$34,533
35-1011	Chefs and Head Cooks	50	40.08	\$24.61	\$51,188	4.25	\$16.18	\$18.40	\$22.02	\$31.86	\$35.61	\$33,661	\$38,279	\$45,802	\$66,262	\$74,077
35-1012	First-Line Supervisors of Food Preparation and Serving Workers	840	14.13	\$15.32	\$31,872	5.04	\$9.79	\$10.85	\$13.98	\$19.71	\$22.80	\$20,356	\$22,570	\$29,081	\$41,003	\$47,425
35-2011	Cooks, Fast Food	#	#	\$10.33	\$21,491	11.81	\$8.19	\$8.48	\$8.96	\$10.31	\$16.72	\$17,037	\$17,634	\$18,627	\$21,451	\$34,774
35-2012	Cooks, Institution and Cafeteria	440	9.45	\$13.07	\$27,180	2.86	\$9.71	\$10.57	\$12.19	\$14.95	\$17.79	\$20,194	\$21,994	\$25,356	\$31,105	\$36,999
35-2014	Cooks, Restaurant	1330	12.57	\$13.06	\$27,159	4.54	\$9.58	\$10.55	\$12.38	\$14.34	\$17.64	\$19,935	\$21,945	\$25,743	\$29,836	\$36,700
35-2015	Cooks, Short Order	150	49.18	\$10.28	\$21,374	3.52	\$8.42	\$9.05	\$10.03	\$11.06	\$11.69	\$17,516	\$18,829	\$20,856	\$23,003	\$24,309
35-2021	Food Preparation Workers	840	18.93	\$11.78	\$24,509	3.61	\$8.84	\$9.94	\$11.41	\$13.47	\$15.08	\$18,381	\$20,667	\$23,737	\$28,014	\$31,376
35-3011	Bartenders	840	27.12	\$10.70	\$22,252	5.53	\$8.23	\$8.57	\$9.14	\$12.00	\$15.36	\$17,113	\$17,823	\$19,007	\$24,958	\$31,951
35-3021	Combined Food Preparation and Serving Workers, Including Fast Food	2290	11.04	\$9.36	\$19,478	2.6	\$8.18	\$8.46	\$8.91	\$9.40	\$11.48	\$17,019	\$17,587	\$18,533	\$19,546	\$23,872
35-3022	Counter Attendants, Cafeteria, Food Concession, and Coffee Shop	180	35.69	\$11.28	\$23,472	5.87	\$8.33	\$8.81	\$9.92	\$11.96	\$17.01	\$17,316	\$18,330	\$20,624	\$24,882	\$35,391
35-3031	Waiters and Waitresses	2490	9.46	\$10.89	\$22,653	4.82	\$8.24	\$8.60	\$9.20	\$13.11	\$15.70	\$17,138	\$17,886	\$19,132	\$27,267	\$32,653
35-3041	Food Servers, Nonrestaurant	250	25.95	\$10.33	\$21,480	4.28	\$8.28	\$8.69	\$9.39	\$11.28	\$14.34	\$17,216	\$18,079	\$19,541	\$23,470	\$29,834
35-9011	Dining Room and Cafeteria Attendants and Bartender Helpers	300	29.71	\$9.80	\$20,378	4.9	\$8.22	\$8.56	\$9.12	\$10.96	\$12.98	\$17,107	\$17,808	\$18,976	\$22,796	\$26,989
35-9021	Dishwashers	430	26.58	\$9.80	\$20,381	2.84	\$8.31	\$8.77	\$9.63	\$10.86	\$11.59	\$17,281	\$18,243	\$20,029	\$22,583	\$24,116
35-9031	Hosts and Hostesses, Restaurant, Lounge, and Coffee Shop	260	23.37	\$12.07	\$25,111	12.91	\$8.29	\$8.73	\$9.80	\$15.67	\$19.07	\$17,249	\$18,163	\$20,381	\$32,597	\$39,663
37-0000	Building and Grounds Cleaning and Maintenance Occupations	4750	8.04	\$13.74	\$28,580	3.14	\$8.86	\$10.31	\$12.81	\$15.92	\$20.36	\$18,438	\$21,447	\$26,647	\$33,106	\$42,340
37-1011	First-Line Supervisors of Housekeeping and Janitorial Workers	110	17.49	\$18.15	\$37,746	5.91	\$12.31	\$13.60	\$16.64	\$21.52	\$27.75	\$25,614	\$28,280	\$34,614	\$44,761	\$57,728
37-1012	First-Line Supervisors of Landscaping, Lawn Service, and Groundsk	90	32.09	\$27.28	\$56,734	3.49	\$19.93	\$23.19	\$26.67	\$31.24	\$35.21	\$41,452	\$48,229	\$55,474	\$64,974	\$73,245
37-2011	Janitors and Cleaners, Except Maids and Housekeeping Cleaners	1290	13.6	\$13.13	\$27,314	1.89	\$9.55	\$10.81	\$12.82	\$14.70	\$17.73	\$19,874	\$22,484	\$26,663	\$30,569	\$36,872
37-2012	Maids and Housekeeping Cleaners	1370	14	\$11.30	\$23,506	4.57	\$8.42	\$9.06	\$10.48	\$12.73	\$16.26	\$17,519	\$18,839	\$21,788	\$26,469	\$33,817
37-2021	Pest Control Workers	#	#	\$15.52	\$32,279	14.02	\$12.06	\$12.68	\$13.71	\$14.74	\$22.64	\$25,091	\$26,377	\$28,520	\$30,657	\$47,095
37-3011	Landscaping and Groundskeeping Workers	1530	17.55	\$14.58	\$30,327	4.8	\$9.09	\$11.24	\$13.68	\$17.23	\$22.07	\$18,912	\$23,377	\$28,453	\$35,848	\$45,915
37-3012	Pesticide Handlers, Sprayers, and Applicators, Vegetation	#	#	\$18.55	\$38,579	10.47	\$13.96	\$15.57	\$17.26	\$22.01	\$26.50	\$29,035	\$32,384	\$35,899	\$45,791	\$55,113
37-3019	Grounds Maintenance Workers, All Other	#	#	\$15.52	\$32,272	10.29	\$12.08	\$12.72	\$13.79	\$16.21	\$23.18	\$25,117	\$26,454	\$28,683	\$33,722	\$48,211
39-0000	Personal Care and Service Occupations	3230	6.54	\$12.59	\$26,178	2.19	\$8.52	\$9.30	\$11.15	\$14.68	\$18.40	\$17,726	\$19,344	\$23,188	\$30,543	\$38,266

Data unavailable

Occupational Code	Occupational Title	Employment Estimate	Employment Percentage Relative Standard Error	Average Hourly Wage	Average Annual Wage	Wage Percentage Relative Standard Error	10th Percentile (Hourly)	25th Percentile (Hourly)	50th Percentile (Hourly)	75th Percentile (Hourly)	90th Percentile (Hourly)	10th Percentile (Annual)	25th Percentile (Annual)	50th Percentile (Annual)	75th Percentile (Annual)	90th Percentile (Annual)
39-1021	First-Line Supervisors of Personal Service Workers	140	9.73	\$18.68	\$38,863	3.32	\$10.01	\$13.95	\$17.84	\$22.65	\$27.75	\$20,813	\$29,019	\$37,100	\$47,120	\$57,711
39-2021	Nonfarm Animal Caretakers	250	21.53	\$10.39	\$21,621	4.14	\$8.32	\$8.80	\$9.90	\$11.53	\$13.79	\$17,309	\$18,313	\$20,593	\$23,991	\$28,687
39-3091	Amusement and Recreation Attendants	190	28.46	\$11.33	\$23,573	4.32	\$8.58	\$9.40	\$10.86	\$12.83	\$14.54	\$17,841	\$19,552	\$22,584	\$26,688	\$30,251
39-5012	Hairdressers, Hairstylists, and Cosmetologists	220	43.98	\$11.54	\$23,998	7.07	\$8.35	\$8.87	\$10.82	\$13.48	\$15.39	\$17,368	\$18,459	\$22,504	\$28,043	\$32,005
39-5092	Manicurists and Pedicurists	#	#	\$9.47	\$19,692	13.79	\$8.16	\$8.40	\$8.81	\$9.21	\$10.75	\$16,976	\$17,480	\$18,321	\$19,161	\$22,354
39-6012	Concierges	20	25.89	\$14.88	\$30,956	4.98	\$9.98	\$11.66	\$16.00	\$17.38	\$18.21	\$20,752	\$24,263	\$33,277	\$36,157	\$37,884
39-7011	Tour Guides and Escorts	130	41.01	\$14.90	\$30,990	5.77	\$9.64	\$13.10	\$15.92	\$17.32	\$18.19	\$20,053	\$27,245	\$33,104	\$36,031	\$37,845
39-9011	Childcare Workers	340	19.8	\$11.55	\$24,026	4.45	\$8.40	\$9.00	\$10.41	\$13.36	\$17.33	\$17,476	\$18,730	\$21,645	\$27,795	\$36,036
39-9021	Personal Care Aides	940	10.8	\$11.29	\$23,483	3.64	\$8.62	\$9.47	\$10.71	\$12.39	\$15.31	\$17,932	\$19,706	\$22,269	\$25,779	\$31,835
39-9031	Fitness Trainers and Aerobics Instructors	200	13.44	\$17.30	\$35,985	5.85	\$8.87	\$13.20	\$16.64	\$20.43	\$26.48	\$18,458	\$27,452	\$34,603	\$42,493	\$55,070
39-9032	Recreation Workers	390	10.14	\$13.17	\$27,403	4.58	\$8.64	\$9.68	\$11.61	\$14.87	\$18.51	\$17,970	\$20,137	\$24,139	\$30,931	\$38,496
39-9099	Personal Care and Service Workers, All Other	#	#	\$10.11	\$21,022	13.51	\$8.21	\$8.53	\$9.06	\$11.69	\$14.14	\$17,082	\$17,745	\$18,850	\$24,311	\$29,409
41-0000	Sales and Related Occupations	11770	3.96	\$16.12	\$33,520	2.74	\$8.70	\$9.95	\$12.84	\$17.97	\$27.80	\$18,105	\$20,698	\$26,714	\$37,384	\$57,831
41-1011	First-Line Supervisors of Retail Sales Workers	1030	8.61	\$20.93	\$43,543	5.41	\$10.86	\$14.13	\$18.46	\$24.97	\$36.60	\$22,588	\$29,385	\$38,403	\$51,947	\$76,122
41-1012	First-Line Supervisors of Non-Retail Sales Workers	70	19.73	\$29.66	\$61,703	5.4	\$19.69	\$22.94	\$26.93	\$34.79	\$45.69	\$40,963	\$47,717	\$56,008	\$72,368	\$95,034
41-2011	Cashiers	3790	10.75	\$11.36	\$23,624	2.95	\$8.42	\$9.05	\$10.76	\$13.24	\$15.09	\$17,513	\$18,821	\$22,375	\$27,547	\$31,393
41-2021	Counter and Rental Clerks	620	12.28	\$15.56	\$32,368	5.96	\$9.75	\$11.70	\$13.79	\$17.47	\$25.04	\$20,271	\$24,339	\$28,674	\$36,343	\$52,085
41-2022	Parts Salespersons	380	42.78	\$13.24	\$27,549	9.4	\$8.42	\$9.06	\$10.79	\$15.07	\$22.15	\$17,518	\$18,836	\$22,445	\$31,344	\$46,081
41-2031	Retail Salespersons	3760	5.6	\$13.87	\$28,846	4.18	\$8.72	\$9.82	\$11.66	\$14.77	\$19.40	\$18,129	\$20,428	\$24,263	\$30,725	\$40,351
41-3011	Advertising Sales Agents	130	40.16	\$15.63	\$32,504	7	\$8.38	\$8.94	\$15.51	\$20.69	\$24.40	\$17,424	\$18,600	\$32,259	\$43,032	\$50,755
41-3021	Insurance Sales Agents	200	30.43	\$39.69	\$82,546	9.81	\$16.89	\$24.92	\$29.84	\$52.93	\$76.45	\$35,134	\$51,829	\$62,075	\$110,088	\$159,016
41-3031	Securities, Commodities, and Financial Services Sales Agents	200	21.73	\$38.00	\$79,030	15.37	\$15.33	\$17.85	\$32.60	\$46.16	\$68.49	\$31,891	\$37,136	\$67,800	\$96,010	\$142,462
41-3041	Travel Agents	30	17.57	\$19.83	\$41,245	22.86	\$8.55	\$9.38	\$18.25	\$27.19	\$33.69	\$17,790	\$19,514	\$37,955	\$56,561	\$70,068
41-3099	Sales Representatives, Services, All Other	420	18.45	\$24.80	\$51,589	4.01	\$15.48	\$18.63	\$21.89	\$26.65	\$36.88	\$32,191	\$38,756	\$45,523	\$55,430	\$76,701
41-4011	Sales Representatives, Wholesale and Manufacturing, Technical and Scientific Products	20	42.77	#	#	#	#	#	#	#	#	#	#	#	#	#
41-4012	Sales Representatives, Wholesale and Manufacturing, Except Technical and Scientific Products	810	7.81	\$22.67	\$47,152	3.77	\$12.10	\$15.47	\$20.99	\$28.50	\$36.11	\$25,169	\$32,188	\$43,651	\$59,272	\$75,106
41-9021	Real Estate Brokers	60	45.3	\$35.49	\$73,825	4.85	\$27.15	\$31.55	\$34.22	\$36.88	\$52.98	\$56,476	\$65,622	\$71,168	\$76,715	\$110,209
41-9022	Real Estate Sales Agents	150	25.4	\$27.89	\$58,004	7.56	\$18.84	\$22.23	\$28.70	\$33.41	\$36.23	\$39,177	\$46,228	\$59,701	\$69,495	\$75,361
41-9099	Sales and Related Workers, All Other	60	19.4	\$15.11	\$31,438	6.06	\$9.73	\$11.68	\$14.29	\$18.47	\$21.90	\$20,232	\$24,302	\$29,720	\$38,427	\$45,548
43-0000	Office and Administrative Support Occupations	16010	3.44	\$16.71	\$34,757	1.15	\$9.56	\$12.06	\$15.62	\$20.07	\$25.73	\$19,894	\$25,088	\$32,499	\$41,751	\$53,516
43-1011	First-Line Supervisors of Office and Administrative Support Workers	850	11.59	\$24.53	\$51,020	2.52	\$13.84	\$18.73	\$22.81	\$28.89	\$36.25	\$28,784	\$38,949	\$47,446	\$60,096	\$75,404
43-2011	Switchboard Operators, Including Answering Service	40	16.11	\$12.69	\$26,386	2.93	\$9.91	\$11.14	\$12.60	\$13.99	\$15.00	\$20,605	\$23,180	\$26,201	\$29,109	\$31,198
43-3011	Bill and Account Collectors	50	22.15	\$17.60	\$36,609	2.98	\$12.70	\$14.70	\$17.13	\$20.18	\$24.04	\$26,415	\$30,577	\$35,626	\$41,974	\$49,994
43-3021	Billing and Posting Clerks and Machine Operators	280	12.48	\$17.22	\$35,820	4.31	\$12.13	\$13.56	\$16.41	\$20.13	\$23.49	\$25,234	\$28,204	\$34,143	\$41,872	\$48,853
43-3031	Bookkeeping, Accounting, and Auditing Clerks	1760	14.78	\$17.81	\$37,051	3.08	\$8.96	\$12.63	\$16.92	\$22.47	\$27.89	\$18,646	\$26,268	\$35,192	\$46,738	\$58,005
43-3051	Payroll and Timekeeping Clerks	100	17.81	\$21.12	\$43,925	3.37	\$13.82	\$16.19	\$19.07	\$25.96	\$32.28	\$28,744	\$33,682	\$39,670	\$54,001	\$67,146
43-3061	Procurement Clerks	20	14.16	\$19.85	\$41,287	2.67	\$14.64	\$18.29	\$20.29	\$22.45	\$23.53	\$30,450	\$38,045	\$42,211	\$46,697	\$48,943
43-3071	Tellers	540	10.47	\$12.48	\$25,958	2.49	\$9.96	\$10.63	\$11.74	\$13.96	\$16.43	\$20,723	\$22,111	\$24,423	\$29,028	\$34,167
43-3099	Financial Clerks, All Other	20	19.56	\$18.08	\$37,614	3.76	\$12.66	\$15.15	\$17.85	\$21.34	\$23.50	\$26,325	\$31,512	\$37,130	\$44,382	\$48,890
43-4011	Brokerage Clerks	20	22.35	\$18.35	\$38,178	3.67	\$11.87	\$13.69	\$17.27	\$23.36	\$27.32	\$24,686	\$28,474	\$35,911	\$48,586	\$56,822
43-4031	Court, Municipal, and License Clerks	460	10.51	\$17.45	\$36,287	1.67	\$11.75	\$13.77	\$16.42	\$20.54	\$24.33	\$24,443	\$28,638	\$34,162	\$42,726	\$50,614
43-4051	Customer Service Representatives	660	13.63	\$16.35	\$34,018	1.88	\$11.68	\$13.22	\$15.75	\$18.66	\$22.49	\$24,286	\$27,488	\$32,765	\$38,817	\$46,777
43-4061	Eligibility Interviewers, Government Programs	110	10.85	\$18.99	\$39,505	1.39	\$13.49	\$15.57	\$18.31	\$21.99	\$24.62	\$28,059	\$32,383	\$38,094	\$45,739	\$51,217

Data unavailable

Occupational Code	Occupational Title	Employment Estimate	Employment Percentage Relative Standard Error	Average Hourly Wage	Average Annual Wage	Wage Percentage Relative Standard Error	10th Percentile (Hourly)	25th Percentile (Hourly)	50th Percentile (Hourly)	75th Percentile (Hourly)	90th Percentile (Hourly)	10th Percentile (Annual)	25th Percentile (Annual)	50th Percentile (Annual)	75th Percentile (Annual)	90th Percentile (Annual)
43-4071	File Clerks	100	28.46	\$15.54	\$32,320	3.73	\$10.59	\$12.37	\$14.35	\$19.06	\$22.18	\$22,019	\$25,720	\$29,857	\$39,654	\$46,143
43-4081	Hotel, Motel, and Resort Desk Clerks	690	40.1	\$10.28	\$21,384	7.46	\$8.24	\$8.61	\$9.22	\$11.29	\$14.63	\$17,146	\$17,904	\$19,168	\$23,477	\$30,434
43-4111	Interviewers, Except Eligibility and Loan	90	25.72	\$15.24	\$31,703	2.93	\$11.96	\$12.85	\$14.33	\$17.06	\$19.87	\$24,876	\$26,723	\$29,799	\$35,483	\$41,330
43-4121	Library Assistants, Clerical	130	44.43	\$12.61	\$26,223	3.56	\$9.10	\$10.16	\$12.05	\$14.66	\$17.37	\$18,927	\$21,138	\$25,066	\$30,487	\$36,130
43-4131	Loan Interviewers and Clerks	110	28.38	\$17.21	\$35,800	5.94	\$11.79	\$13.49	\$16.48	\$19.59	\$24.76	\$24,519	\$28,055	\$34,275	\$40,749	\$51,508
43-4141	New Accounts Clerks	70	28.47	\$17.17	\$35,705	4.46	\$15.10	\$15.91	\$17.26	\$18.61	\$21.19	\$31,403	\$33,088	\$35,898	\$38,707	\$44,069
43-4151	Order Clerks	70	19.23	\$16.42	\$34,157	4.3	\$10.02	\$12.35	\$16.27	\$19.17	\$23.87	\$20,840	\$25,684	\$33,839	\$39,879	\$49,648
43-4161	Human Resources Assistants, Except Payroll and Timekeeping	70	16.34	\$17.50	\$36,405	3.46	\$10.77	\$13.04	\$16.81	\$20.81	\$26.25	\$22,393	\$27,125	\$34,966	\$43,282	\$54,595
43-4171	Receptionists and Information Clerks	970	10.4	\$13.55	\$28,179	3.06	\$8.98	\$10.85	\$13.51	\$16.15	\$18.15	\$18,675	\$22,559	\$28,099	\$33,586	\$37,758
43-4181	Reservation and Transportation Ticket Agents and Travel Clerks	120	21.37	\$12.58	\$26,161	4.44	\$8.89	\$10.13	\$11.62	\$14.35	\$17.89	\$18,490	\$21,080	\$24,168	\$29,838	\$37,204
43-4199	Information and Record Clerks, All Other	260	8.36	\$17.83	\$37,093	2.62	\$12.91	\$13.62	\$16.95	\$21.34	\$24.48	\$26,855	\$28,335	\$35,266	\$44,396	\$50,925
43-5021	Couriers and Messengers	#	#	\$11.51	\$23,940	5.88	\$9.73	\$10.16	\$10.87	\$11.57	\$15.80	\$20,248	\$21,130	\$22,599	\$24,069	\$32,866
43-5031	Police, Fire, and Ambulance Dispatchers	90	11.04	\$19.10	\$39,723	2.32	\$15.12	\$16.55	\$18.80	\$22.31	\$23.21	\$31,449	\$34,421	\$39,101	\$46,414	\$48,270
43-5032	Dispatchers, Except Police, Fire, and Ambulance	140	13.7	\$20.41	\$42,459	4.5	\$12.68	\$15.20	\$19.64	\$22.95	\$31.98	\$26,383	\$31,625	\$40,849	\$47,733	\$66,521
43-5041	Meter Readers, Utilities	90	26.72	\$21.03	\$43,738	6.13	\$8.64	\$15.94	\$20.48	\$26.48	\$33.97	\$17,971	\$33,156	\$42,600	\$55,073	\$70,649
43-5051	Postal Service Clerks	110	0	\$22.83	\$47,477	1.71	\$12.01	\$14.81	\$26.72	\$26.73	\$27.77	\$24,978	\$30,805	\$55,581	\$55,597	\$57,768
43-5052	Postal Service Mail Carriers	210	0	\$24.02	\$49,959	1.56	\$16.59	\$19.94	\$25.63	\$27.51	\$28.31	\$34,499	\$41,467	\$53,307	\$57,212	\$58,894
43-5053	Postal Service Mail Sorters, Processors, and Processing Machine Operators	40	0	\$17.83	\$37,077	1.88	\$11.79	\$12.01	\$15.27	\$26.21	\$26.22	\$24,518	\$24,979	\$31,751	\$54,522	\$54,532
43-5061	Production, Planning, and Expediting Clerks	50	18.96	\$23.57	\$49,034	3.13	\$14.55	\$20.38	\$23.58	\$27.30	\$29.72	\$30,266	\$42,384	\$49,047	\$56,781	\$61,826
43-5071	Shipping, Receiving, and Traffic Clerks	210	12.62	\$15.81	\$32,894	4.59	\$10.31	\$12.30	\$14.58	\$17.68	\$24.39	\$21,438	\$25,593	\$30,334	\$36,769	\$50,721
43-5081	Stock Clerks and Order Fillers	1290	9.83	\$14.23	\$29,600	2.67	\$9.51	\$10.73	\$12.91	\$16.51	\$21.54	\$19,785	\$22,311	\$26,854	\$34,347	\$44,813
43-5111	Weighers, Measurers, Checkers, and Samplers, Recordkeeping	20	28.07	\$14.28	\$29,710	3.19	\$10.72	\$12.18	\$13.82	\$16.15	\$18.60	\$22,293	\$25,343	\$28,751	\$33,585	\$38,697
43-6011	Executive Secretaries and Executive Administrative Assistants	280	10.89	\$23.03	\$47,908	3.37	\$16.13	\$18.77	\$22.07	\$27.13	\$32.78	\$33,558	\$39,052	\$45,911	\$56,433	\$68,188
43-6012	Legal Secretaries	#	#	\$20.95	\$43,571	6.54	\$15.74	\$17.82	\$20.74	\$23.61	\$27.64	\$32,736	\$37,060	\$43,145	\$49,104	\$57,498
43-6013	Medical Secretaries	300	18.31	\$14.90	\$30,986	4.79	\$10.36	\$12.25	\$14.31	\$17.25	\$19.80	\$21,546	\$25,476	\$29,755	\$35,881	\$41,182
43-6014	Secretaries and Administrative Assistants, Except Legal, Medical,	3480	4.95	\$16.05	\$33,384	1.37	\$9.70	\$12.40	\$15.83	\$18.81	\$22.94	\$20,186	\$25,788	\$32,923	\$39,119	\$47,709
43-9021	Data Entry Keyers	50	28.17	\$14.90	\$30,991	3.07	\$11.90	\$12.64	\$13.87	\$16.12	\$20.61	\$24,749	\$26,283	\$28,840	\$33,537	\$42,861
43-9022	Word Processors and Typists	20	4.55	\$14.69	\$30,563	2.26	\$11.30	\$12.69	\$14.12	\$17.05	\$18.67	\$23,501	\$26,389	\$29,363	\$35,471	\$38,842
43-9031	Desktop Publishers	#	#	\$12.10	\$25,165	5.33	\$8.28	\$8.69	\$9.69	\$16.13	\$17.84	\$17,215	\$18,077	\$20,150	\$33,547	\$37,098
43-9041	Insurance Claims and Policy Processing Clerks	#	#	\$17.91	\$37,254	4.54	\$12.35	\$15.44	\$17.30	\$20.16	\$24.42	\$25,680	\$32,120	\$35,988	\$41,931	\$50,797
43-9051	Mail Clerks and Mail Machine Operators, Except Postal Service	#	#	\$15.11	\$31,420	7.69	\$12.09	\$13.35	\$15.41	\$17.12	\$18.22	\$25,149	\$27,778	\$32,044	\$35,618	\$37,899
43-9061	Office Clerks, General	1600	10.27	\$17.95	\$37,344	3.08	\$10.00	\$12.59	\$16.53	\$21.66	\$27.85	\$20,798	\$26,187	\$34,391	\$45,045	\$57,920
43-9071	Office Machine Operators, Except Computer	50	38.55	\$11.40	\$23,717	7.98	\$8.42	\$9.05	\$10.40	\$12.70	\$15.04	\$17,515	\$18,828	\$21,640	\$26,411	\$31,281
43-9199	Office and Administrative Support Workers, All Other	50	31	\$12.76	\$26,535	6.23	\$8.35	\$8.88	\$11.09	\$16.69	\$21.39	\$17,370	\$18,466	\$23,073	\$34,724	\$44,489
45-0000	Farming, Fishing, and Forestry Occupations	270	23.15	\$15.95	\$33,185	6.98	\$8.69	\$10.42	\$15.18	\$18.52	\$23.81	\$18,066	\$21,672	\$31,565	\$38,530	\$49,521
45-1011	First-Line Supervisors of Farming, Fishing, and Forestry Workers	10	38.58	\$29.25	\$60,830	12.03	\$20.47	\$22.92	\$25.79	\$38.98	\$43.28	\$42,583	\$47,667	\$53,651	\$81,087	\$90,014
45-2092	Farmworkers and Laborers, Crop, Nursery, and Greenhouse	100	40.35	\$12.24	\$25,462	8.93	\$8.29	\$8.73	\$9.71	\$14.30	\$17.22	\$17,245	\$18,152	\$20,191	\$29,752	\$35,822
45-2093	Farmworkers, Farm, Ranch, and Aquacultural Animals	90	46.07	\$18.02	\$37,488	7.11	\$11.10	\$15.11	\$17.30	\$20.51	\$25.97	\$23,088	\$31,427	\$35,983	\$42,651	\$54,024
45-4022	Logging Equipment Operators	40	25.84	\$14.20	\$29,530	15.45	\$8.84	\$10.28	\$15.02	\$17.50	\$19.72	\$18,381	\$21,392	\$31,241	\$36,396	\$41,018
47-0000	Construction and Extraction Occupations	10690	3.69	\$22.64	\$47,088	1.48	\$13.27	\$16.75	\$21.52	\$27.36	\$33.50	\$27,610	\$34,842	\$44,757	\$56,915	\$69,674
47-1011	First-Line Supervisors of Construction Trades and Extraction Work	840	10.42	\$35.13	\$73,075	2.71	\$22.88	\$27.05	\$32.73	\$41.20	\$50.86	\$47,588	\$56,255	\$68,076	\$85,703	\$105,798
47-2031	Carpenters	1060	16.71	\$22.73	\$47,282	3.41	\$15.33	\$17.61	\$22.28	\$27.27	\$31.86	\$31,882	\$36,638	\$46,344	\$56,727	\$66,259
47-2051	Cement Masons and Concrete Finishers	310	42.63	\$17.42	\$36,237	8.98	\$12.24	\$13.59	\$16.64	\$20.81	\$23.82	\$25,451	\$28,274	\$34,610	\$43,281	\$49,536

Data unavailable

Occupational Code	Occupational Title	Employment Estimate	Employment Percentage Relative Standard Error	Average Hourly Wage	Average Annual Wage	Wage Percentage Relative Standard Error	10th Percentile (Hourly)	25th Percentile (Hourly)	50th Percentile (Hourly)	75th Percentile (Hourly)	90th Percentile (Hourly)	10th Percentile (Annual)	25th Percentile (Annual)	50th Percentile (Annual)	75th Percentile (Annual)	90th Percentile (Annual)
47-2061	Construction Laborers	1050	14.22	\$16.58	\$34,495	3	\$10.64	\$12.99	\$16.00	\$19.39	\$23.07	\$22,136	\$27,012	\$33,281	\$40,323	\$47,989
47-2071	Paving, Surfacing, and Tamping Equipment Operators	150	10.6	\$20.88	\$43,428	1.73	\$16.14	\$17.88	\$20.60	\$23.39	\$27.11	\$33,563	\$37,196	\$42,857	\$48,649	\$56,392
47-2073	Operating Engineers and Other Construction Equipment Operators	1030	12.51	\$21.42	\$44,558	2.94	\$14.06	\$17.44	\$21.50	\$25.57	\$29.02	\$29,238	\$36,280	\$44,712	\$53,176	\$60,369
47-2081	Drywall and Ceiling Tile Installers	#	#	\$16.48	\$34,285	22.79	\$10.19	\$11.13	\$13.87	\$21.52	\$26.70	\$21,197	\$23,160	\$28,851	\$44,769	\$55,536
47-2111	Electricians	930	13.1	\$25.39	\$52,805	4.88	\$16.44	\$20.81	\$25.47	\$29.14	\$35.17	\$34,197	\$43,275	\$52,975	\$60,607	\$73,149
47-2141	Painters, Construction and Maintenance	280	30.35	\$17.72	\$36,859	10.17	\$12.00	\$14.24	\$16.71	\$19.24	\$26.94	\$24,967	\$29,620	\$34,746	\$40,015	\$56,033
47-2151	Pipelayers	30	29.56	\$18.32	\$38,105	5.46	\$15.07	\$15.88	\$17.23	\$18.58	\$23.17	\$31,347	\$33,032	\$35,841	\$38,650	\$48,198
47-2152	Plumbers, Pipefitters, and Steamfitters	770	16.88	\$24.34	\$50,628	5.11	\$17.47	\$20.21	\$24.27	\$28.57	\$32.51	\$36,335	\$42,039	\$50,482	\$59,436	\$67,622
47-2181	Roofers	200	17.97	\$17.77	\$36,963	6.17	\$11.47	\$13.44	\$17.12	\$21.68	\$25.66	\$23,859	\$27,952	\$35,605	\$45,102	\$53,383
47-2211	Sheet Metal Workers	170	25.7	\$22.55	\$46,910	5.79	\$15.44	\$19.13	\$22.39	\$26.60	\$29.62	\$32,125	\$39,788	\$46,573	\$55,324	\$61,620
47-2221	Structural Iron and Steel Workers	210	23.25	\$21.48	\$44,674	10.14	\$13.74	\$16.85	\$21.53	\$26.62	\$29.23	\$28,579	\$35,049	\$44,777	\$55,366	\$60,788
47-3012	Helpers—Carpenters	#	#	\$13.28	\$27,619	4.12	\$10.95	\$12.12	\$13.16	\$14.19	\$14.86	\$22,783	\$25,218	\$27,362	\$29,507	\$30,906
47-3015	Helpers—Pipefitters, Plumbers, Pipefitters, and Steamfitters	#	#	\$13.81	\$28,729	10.88	\$8.61	\$9.75	\$15.56	\$17.20	\$18.19	\$17,908	\$20,274	\$32,361	\$35,780	\$37,832
47-4011	Construction and Building Inspectors	180	27.99	\$32.85	\$68,322	6.99	\$19.82	\$24.26	\$29.68	\$40.17	\$45.91	\$41,233	\$50,462	\$61,729	\$83,557	\$95,502
47-4051	Highway Maintenance Workers	370	17.23	\$21.04	\$43,766	1.66	\$16.80	\$19.15	\$21.33	\$22.85	\$24.78	\$34,935	\$39,839	\$44,376	\$47,533	\$51,544
47-4071	Septic Tank Servicers and Sewer Pipe Cleaners	90	25.99	\$19.58	\$40,725	6.24	\$12.51	\$15.18	\$17.70	\$24.94	\$29.37	\$26,028	\$31,574	\$36,815	\$51,876	\$61,096
47-4099	Construction and Related Workers, All Other	#	#	\$12.90	\$26,830	4.63	\$8.53	\$9.32	\$10.75	\$12.72	\$16.84	\$17,740	\$19,390	\$22,356	\$26,459	\$35,024
47-5013	Service Unit Operators, Oil, Gas, and Mining	430	40.47	\$25.06	\$52,120	7.1	\$17.34	\$20.11	\$23.28	\$29.08	\$35.86	\$36,067	\$41,831	\$48,412	\$60,478	\$74,584
47-5021	Earth Drillers, Except Oil and Gas	#	#	\$25.14	\$52,296	4.19	\$20.91	\$23.92	\$25.81	\$27.71	\$28.84	\$43,487	\$49,752	\$53,695	\$57,630	\$59,990
47-5031	Explosives Workers, Ordnance Handling Experts, and Blasters	20	35.76	\$23.26	\$48,390	6.94	\$13.79	\$20.65	\$24.85	\$27.50	\$29.09	\$28,674	\$42,960	\$51,687	\$57,203	\$60,513
47-5041	Continuous Mining Machine Operators	200	8.18	\$28.05	\$58,340	3.79	\$20.96	\$24.92	\$27.78	\$32.10	\$36.02	\$43,598	\$51,827	\$57,788	\$66,758	\$74,914
47-5051	Rock Splitters, Quarry	40	31.26	\$22.46	\$46,714	5.11	\$15.95	\$18.36	\$21.58	\$26.25	\$31.55	\$33,183	\$38,193	\$44,882	\$54,590	\$65,630
47-5061	Roof Bolters, Mining	90	24.54	\$29.76	\$61,910	5.1	\$24.49	\$26.50	\$29.71	\$33.69	\$36.11	\$50,945	\$55,112	\$61,794	\$70,080	\$75,114
47-5071	Roustabouts, Oil and Gas	620	25.86	\$19.58	\$40,721	3.59	\$14.41	\$16.15	\$18.40	\$22.34	\$27.23	\$29,980	\$33,586	\$38,266	\$46,461	\$56,631
47-5081	Helpers—Extraction Workers	#	#	\$19.79	\$41,153	6.88	\$12.96	\$15.36	\$18.96	\$22.52	\$30.18	\$26,951	\$31,951	\$39,427	\$46,850	\$62,768
49-0000	Installation, Maintenance, and Repair Occupations	5030	4.3	\$22.96	\$47,748	2.34	\$10.50	\$15.46	\$21.46	\$29.28	\$37.36	\$21,836	\$32,151	\$44,635	\$60,911	\$77,707
49-1011	First-Line Supervisors of Mechanics, Installers, and Repairers	350	11.52	\$34.93	\$72,648	3.44	\$19.40	\$25.32	\$34.00	\$44.83	\$54.09	\$40,350	\$52,668	\$70,714	\$93,241	\$112,518
49-2022	Telecommunications Equipment Installers and Repairers, Except Line Installers	250	23.12	\$23.97	\$49,868	15	\$13.30	\$15.15	\$24.22	\$32.34	\$35.65	\$27,661	\$31,505	\$50,377	\$67,267	\$74,145
49-2094	Electrical and Electronics Repairers, Commercial and Industrial Equipment	130	27.18	#	#	#	#	#	#	#	#	#	#	#	#	#
49-2095	Electrical and Electronics Repairers, Powerhouse, Substation, and Relay	50	23.37	\$39.65	\$82,475	3.26	\$32.80	\$37.60	\$40.81	\$43.93	\$45.80	\$68,227	\$78,202	\$84,894	\$91,378	\$95,269
49-2098	Security and Fire Alarm Systems Installers	50	36.72	\$21.06	\$43,803	6.68	\$15.77	\$17.76	\$20.70	\$23.38	\$28.16	\$32,802	\$36,937	\$43,063	\$48,637	\$58,579
49-3011	Aircraft Mechanics and Service Technicians	60	31.25	\$27.46	\$57,125	17.98	\$12.53	\$16.04	\$24.68	\$32.86	\$44.13	\$26,056	\$33,371	\$51,339	\$68,359	\$91,781
49-3021	Automotive Body and Related Repairers	110	32	\$24.17	\$50,268	5.55	\$15.11	\$19.39	\$22.39	\$28.99	\$37.73	\$31,436	\$40,335	\$46,571	\$60,291	\$78,484
49-3023	Automotive Service Technicians and Mechanics	700	12.75	\$21.54	\$44,794	4.9	\$11.47	\$17.84	\$21.42	\$24.94	\$29.69	\$23,855	\$37,102	\$44,559	\$51,870	\$61,751
49-3031	Bus and Truck Mechanics and Diesel Engine Specialists	210	14.61	\$24.10	\$50,128	2.71	\$16.86	\$20.62	\$24.19	\$28.17	\$32.45	\$35,072	\$42,893	\$50,317	\$58,599	\$67,494
49-3041	Farm Equipment Mechanics and Service Technicians	30	32.17	\$23.11	\$48,064	5.09	\$13.54	\$18.07	\$23.70	\$27.63	\$32.07	\$28,153	\$37,579	\$49,296	\$57,473	\$66,714
49-3042	Mobile Heavy Equipment Mechanics, Except Engines	240	10.17	\$23.79	\$49,490	2.64	\$17.76	\$20.16	\$23.00	\$27.48	\$31.61	\$36,934	\$41,934	\$47,847	\$57,158	\$65,749
49-3052	Motorcycle Mechanics	40	44.27	\$16.06	\$33,405	11.34	\$8.74	\$12.64	\$14.94	\$20.44	\$23.01	\$18,186	\$26,286	\$31,067	\$42,519	\$47,868
49-3053	Outdoor Power Equipment and Other Small Engine Mechanics	#	#	\$17.84	\$37,112	4.63	\$15.57	\$16.23	\$17.33	\$18.43	\$19.12	\$32,392	\$33,761	\$36,043	\$38,324	\$39,767
49-3093	Tire Repairers and Changers	140	27.06	\$12.75	\$26,527	9.79	\$9.67	\$10.46	\$11.80	\$14.86	\$17.27	\$20,118	\$21,749	\$24,534	\$30,918	\$35,923
49-9012	Control and Valve Installers and Repairers, Except Mechanical Door	50	27.19	\$37.51	\$78,031	3.82	\$27.44	\$34.35	\$39.50	\$43.10	\$45.25	\$57,075	\$71,440	\$82,159	\$89,641	\$94,130

Data unavailable

Occupational Code	Occupational Title	Employment Estimate	Employment Percentage Relative Standard Error	Average Hourly Wage	Average Annual Wage	Wage Percentage Relative Standard Error	10th Percentile (Hourly)	25th Percentile (Hourly)	50th Percentile (Hourly)	75th Percentile (Hourly)	90th Percentile (Hourly)	10th Percentile (Annual)	25th Percentile (Annual)	50th Percentile (Annual)	75th Percentile (Annual)	90th Percentile (Annual)
49-9021	Heating, Air Conditioning, and Refrigeration Mechanics and Installers	100	38.59	\$24.21	\$50,358	5.81	\$16.32	\$19.53	\$22.64	\$29.06	\$35.21	\$33,951	\$40,615	\$47,095	\$60,453	\$73,228
49-9031	Home Appliance Repairers	30	43.81	#	#	#	#	#	#	#	#	#	#	#	#	#
49-9041	Industrial Machinery Mechanics	340	21.8	\$28.88	\$60,065	4.49	\$11.55	\$22.43	\$30.30	\$35.31	\$40.99	\$24,029	\$46,650	\$63,032	\$73,449	\$85,250
49-9043	Maintenance Workers, Machinery	10	39.36	#	#	#	#	#	#	#	#	#	#	#	#	#
49-9051	Electrical Power-Line Installers and Repairers	190	18.64	\$35.02	\$72,832	2.59	\$24.79	\$30.88	\$35.82	\$40.98	\$44.85	\$51,553	\$64,230	\$74,513	\$85,241	\$93,292
49-9052	Telecommunications Line Installers and Repairers	#	#	\$28.50	\$59,275	11.82	\$15.35	\$20.08	\$25.82	\$40.02	\$45.72	\$31,933	\$41,763	\$53,702	\$83,241	\$95,090
49-9071	Maintenance and Repair Workers, General	1420	8.24	\$17.70	\$36,820	4.44	\$8.87	\$11.39	\$16.83	\$22.00	\$29.66	\$18,441	\$23,692	\$35,004	\$45,770	\$61,700
49-9098	Helpers--Installation, Maintenance, and Repair Workers	20	18.97	\$14.17	\$29,476	2.9	\$9.49	\$10.98	\$14.28	\$16.86	\$18.31	\$19,737	\$22,844	\$29,699	\$35,065	\$38,076
49-9099	Installation, Maintenance, and Repair Workers, All Other	150	42.79	\$18.43	\$38,338	8.59	\$9.40	\$12.05	\$19.58	\$22.60	\$26.36	\$19,562	\$25,062	\$40,729	\$47,013	\$54,819
51-0000	Production Occupations	3680	5.39	\$19.62	\$40,804	3	\$10.00	\$12.89	\$17.03	\$24.50	\$33.34	\$20,791	\$26,819	\$35,416	\$50,961	\$69,342
51-1011	First-Line Supervisors of Production and Operating Workers	210	7.83	\$34.57	\$71,906	4.29	\$16.89	\$23.03	\$33.98	\$46.80	\$54.61	\$35,121	\$47,910	\$70,682	\$97,350	\$113,583
51-2041	Structural Metal Fabricators and Fitters	80	30.09	\$19.62	\$40,811	4.56	\$15.72	\$17.35	\$19.95	\$22.16	\$23.49	\$32,689	\$36,084	\$41,491	\$46,101	\$48,867
51-2092	Team Assemblers	70	14.36	\$13.33	\$27,727	6.32	\$9.47	\$10.43	\$12.08	\$14.52	\$20.92	\$19,702	\$21,686	\$25,136	\$30,202	\$43,510
51-2099	Assemblers and Fabricators, All Other	100	24.91	\$14.38	\$29,913	4.34	\$9.46	\$11.78	\$14.42	\$16.76	\$18.28	\$19,672	\$24,505	\$29,995	\$34,863	\$38,030
51-3011	Bakers	130	30.32	\$13.69	\$28,476	11.18	\$8.50	\$9.24	\$12.54	\$17.64	\$20.75	\$17,672	\$19,219	\$26,090	\$36,691	\$43,169
51-3021	Butchers and Meat Cutters	#	#	\$15.34	\$31,916	5.35	\$10.95	\$13.48	\$15.81	\$17.60	\$18.68	\$22,766	\$28,040	\$32,877	\$36,599	\$38,853
51-3022	Meat, Poultry, and Fish Cutters and Trimmers	60	14.44	\$14.19	\$29,516	6.35	\$9.49	\$10.98	\$15.17	\$17.16	\$18.36	\$19,749	\$22,842	\$31,561	\$35,702	\$38,186
51-3092	Food Batchmakers	100	11.75	\$13.64	\$28,381	4.49	\$9.65	\$11.07	\$13.61	\$16.33	\$18.07	\$20,080	\$23,036	\$28,308	\$33,956	\$37,576
51-3099	Food Processing Workers, All Other	20	13.65	\$12.04	\$25,039	4.22	\$8.51	\$9.26	\$11.05	\$15.18	\$17.45	\$17,693	\$19,267	\$22,988	\$31,570	\$36,301
51-4041	Machinists	80	14.47	\$19.83	\$41,250	7.54	\$9.67	\$14.41	\$18.45	\$25.30	\$30.56	\$20,105	\$29,971	\$38,373	\$52,618	\$63,573
51-4121	Welders, Cutters, Solderers, and Brazers	370	15.72	\$25.83	\$53,731	5.3	\$14.60	\$19.88	\$25.17	\$29.29	\$37.71	\$30,377	\$41,359	\$52,345	\$60,932	\$78,444
51-5111	Prepress Technicians and Workers	10	10.71	\$15.29	\$31,810	15.88	\$10.11	\$10.87	\$12.73	\$17.46	\$26.70	\$21,023	\$22,603	\$26,473	\$36,314	\$55,536
51-5112	Printing Press Operators	100	28.89	\$13.83	\$28,776	4.79	\$9.59	\$12.06	\$13.37	\$14.68	\$18.29	\$19,938	\$25,075	\$27,803	\$30,529	\$38,037
51-5113	Print Binding and Finishing Workers	30	8.99	\$11.59	\$24,103	12.09	\$8.31	\$8.78	\$9.56	\$13.98	\$18.08	\$17,287	\$18,258	\$19,876	\$29,087	\$37,605
51-6011	Laundry and Dry-Cleaning Workers	110	41.53	\$10.34	\$21,511	3.45	\$8.30	\$8.74	\$9.58	\$11.51	\$13.86	\$17,254	\$18,175	\$19,922	\$23,949	\$28,839
51-6031	Sewing Machine Operators	110	27.8	\$14.40	\$29,953	10.79	\$8.66	\$9.70	\$12.41	\$15.83	\$26.93	\$18,003	\$20,170	\$25,822	\$32,926	\$56,005
51-7011	Cabinetmakers and Bench Carpenters	180	24.59	\$16.13	\$33,548	6.51	\$11.99	\$13.60	\$15.82	\$17.75	\$19.54	\$24,936	\$28,278	\$32,897	\$36,930	\$40,641
51-7041	Sawing Machine Setters, Operators, and Tenders, Wood	50	31	\$15.25	\$31,718	10.4	\$8.68	\$9.86	\$15.12	\$17.93	\$24.03	\$18,052	\$20,512	\$31,457	\$37,302	\$49,979
51-7042	Woodworking Machine Setters, Operators, and Tenders, Except Sawing	20	44.42	\$17.75	\$36,927	13.49	\$12.67	\$13.88	\$18.86	\$21.46	\$22.90	\$26,350	\$28,863	\$39,238	\$44,640	\$47,638
51-8012	Power Distributors and Dispatchers	20	9.16	\$34.51	\$71,784	3.3	\$31.12	\$32.43	\$34.61	\$36.79	\$38.33	\$64,724	\$67,449	\$71,989	\$76,530	\$79,726
51-8013	Power Plant Operators	90	15.81	\$34.49	\$71,740	5.54	\$26.80	\$31.14	\$34.48	\$39.08	\$44.28	\$55,743	\$64,763	\$71,710	\$81,283	\$92,102
51-8021	Stationary Engineers and Boiler Operators	60	43.64	\$18.54	\$38,563	5.54	\$11.88	\$13.21	\$16.03	\$24.88	\$28.82	\$24,704	\$27,474	\$33,341	\$51,754	\$59,939
51-8031	Water and Wastewater Treatment Plant and System Operators	350	28.92	\$22.69	\$47,194	4.48	\$15.23	\$18.28	\$22.11	\$27.50	\$32.46	\$31,677	\$38,019	\$45,991	\$57,207	\$67,510
51-8092	Gas Plant Operators	90	15.22	\$30.71	\$63,884	3.43	\$23.42	\$26.53	\$30.55	\$35.20	\$38.85	\$48,708	\$55,190	\$63,548	\$73,208	\$80,799
51-8093	Petroleum Pump System Operators, Refinery Operators, and Gaugers	#	#	\$32.44	\$67,477	3.03	\$23.38	\$26.98	\$32.17	\$37.87	\$43.89	\$48,637	\$56,119	\$66,907	\$78,777	\$91,293
51-8099	Plant and System Operators, All Other	80	14.1	\$28.79	\$59,892	2.67	\$21.37	\$24.69	\$27.82	\$32.58	\$39.23	\$44,450	\$51,354	\$57,870	\$67,773	\$81,592
51-9012	Separating, Filtering, Clarifying, Precipitating, and Still Machine Setters, Operators, and Tenders	10	36.23	\$16.83	\$35,016	21.07	\$8.56	\$9.40	\$12.91	\$14.95	\$35.46	\$17,803	\$19,547	\$26,857	\$31,101	\$73,759
51-9021	Crushing, Grinding, and Polishing Machine Setters, Operators, and Tenders	#	#	\$22.09	\$45,952	4.09	\$15.74	\$19.57	\$22.59	\$25.88	\$28.60	\$32,741	\$40,700	\$46,977	\$53,823	\$59,496
51-9023	Mixing and Blending Machine Setters, Operators, and Tenders	#	#	\$19.11	\$39,753	4.59	\$13.30	\$17.75	\$20.09	\$21.72	\$22.70	\$27,664	\$36,921	\$41,791	\$45,179	\$47,212
51-9061	Inspectors, Testers, Sorters, Samplers, and Weighers	70	49.79	\$18.28	\$38,027	5.98	\$13.12	\$15.67	\$17.37	\$19.13	\$26.98	\$27,291	\$32,597	\$36,137	\$39,793	\$56,121
51-9071	Jewelers and Precious Stone and Metal Workers	#	#	\$13.01	\$27,069	7.4	\$10.61	\$11.84	\$12.95	\$14.16	\$15.61	\$22,066	\$24,618	\$26,926	\$29,450	\$32,475

Data unavailable

Occupational Code	Occupational Title	Employment Estimate	Employment Percentage Relative Standard Error	Average Hourly Wage	Average Annual Wage	Wage Percentage Relative Standard Error	10th Percentile (Hourly)	25th Percentile (Hourly)	50th Percentile (Hourly)	75th Percentile (Hourly)	90th Percentile (Hourly)	10th Percentile (Annual)	25th Percentile (Annual)	50th Percentile (Annual)	75th Percentile (Annual)	90th Percentile (Annual)
51-9111	Packaging and Filling Machine Operators and Tenders	110	27.26	\$14.35	\$29,857	9.27	\$8.51	\$9.27	\$11.51	\$20.05	\$23.85	\$17,692	\$19,292	\$23,942	\$41,707	\$49,600
51-9122	Painters, Transportation Equipment	20	33.55	\$27.48	\$57,150	8.21	\$13.10	\$14.92	\$29.20	\$35.05	\$38.53	\$27,250	\$31,024	\$60,743	\$72,898	\$80,134
51-9195	Molders, Shapers, and Casters, Except Metal and Plastic	#	#	\$14.63	\$30,420	7	\$9.12	\$12.62	\$14.34	\$17.18	\$19.70	\$18,960	\$26,255	\$29,824	\$35,739	\$40,975
51-9198	Helpers--Production Workers	230	10.68	\$13.91	\$28,939	4.73	\$11.90	\$12.51	\$13.51	\$14.52	\$17.88	\$24,758	\$26,012	\$28,102	\$30,192	\$37,194
53-0000	Transportation and Material Moving Occupations	5880	6.05	\$18.39	\$38,247	3.09	\$9.18	\$11.76	\$16.68	\$22.83	\$30.22	\$19,093	\$24,460	\$34,704	\$47,493	\$62,864
53-1021	First-Line Supervisors of Helpers, Laborers, and Material Movers,	50	23.47	\$21.21	\$44,117	5.76	\$15.35	\$17.44	\$20.21	\$23.01	\$32.00	\$31,922	\$36,284	\$42,028	\$47,869	\$66,552
53-1031	First-Line Supervisors of Transportation and Material-Moving Mach	190	14.36	\$29.14	\$60,607	3.86	\$15.98	\$19.55	\$28.93	\$36.91	\$44.64	\$33,234	\$40,658	\$60,165	\$76,770	\$92,847
53-2012	Commercial Pilots	#	#	#	\$76,452	6.57	#	#	#	#	#	\$62,999	\$66,702	\$72,874	\$84,270	\$101,616
53-3022	Bus Drivers, School or Special Client	350	7.22	\$15.87	\$33,018	3.51	\$9.39	\$13.11	\$15.76	\$18.05	\$21.43	\$19,530	\$27,273	\$32,789	\$37,543	\$44,583
53-3031	Driver/Sales Workers	340	27.42	\$14.38	\$29,909	9.41	\$8.60	\$9.51	\$13.25	\$19.03	\$22.12	\$17,894	\$19,771	\$27,569	\$39,575	\$46,014
53-3032	Heavy and Tractor-Trailer Truck Drivers	1300	17.66	\$21.36	\$44,419	4.45	\$11.79	\$15.84	\$21.00	\$26.29	\$32.66	\$24,515	\$32,950	\$43,679	\$54,677	\$67,932
53-3033	Light Truck or Delivery Services Drivers	790	18.47	\$17.31	\$36,014	6.06	\$9.25	\$11.44	\$16.36	\$20.22	\$30.67	\$19,235	\$23,800	\$34,024	\$42,066	\$63,800
53-3041	Taxi Drivers and Chauffeurs	190	18.46	\$12.99	\$27,022	4	\$9.62	\$10.64	\$12.47	\$14.64	\$17.85	\$20,000	\$22,128	\$25,929	\$30,445	\$37,122
53-6021	Parking Lot Attendants	40	24.48	\$12.28	\$25,540	7.25	\$8.40	\$9.00	\$12.71	\$14.65	\$17.10	\$17,473	\$18,723	\$26,435	\$30,480	\$35,563
53-6031	Automotive and Watercraft Service Attendants	120	49.46	\$10.34	\$21,503	3.57	\$8.36	\$8.89	\$10.02	\$11.54	\$13.37	\$17,382	\$18,494	\$20,835	\$23,994	\$27,803
53-6051	Transportation Inspectors	10	0	\$24.78	\$51,551	2.75	\$19.45	\$19.95	\$25.14	\$28.92	\$30.43	\$40,465	\$41,486	\$52,285	\$60,148	\$63,287
53-6099	Transportation Workers, All Other	30	46.31	\$16.52	\$34,367	3.44	\$14.98	\$15.72	\$16.87	\$18.03	\$18.72	\$31,164	\$32,704	\$35,099	\$37,493	\$38,930
53-7011	Conveyor Operators and Tenders	40	35.81	\$15.78	\$32,831	22.41	\$8.31	\$8.77	\$9.55	\$24.45	\$28.55	\$17,284	\$18,250	\$19,859	\$50,850	\$59,378
53-7021	Crane and Tower Operators	#	#	\$26.56	\$55,251	4.9	\$24.27	\$25.24	\$26.84	\$28.44	\$29.41	\$50,491	\$52,492	\$55,828	\$59,163	\$61,164
53-7032	Excavating and Loading Machine and Dragline Operators	350	32.39	\$23.12	\$48,099	5.38	\$14.91	\$17.31	\$24.11	\$28.16	\$31.14	\$31,010	\$36,002	\$50,154	\$58,579	\$64,779
53-7051	Industrial Truck and Tractor Operators	190	44.13	\$13.96	\$29,029	4.89	\$10.20	\$11.05	\$13.09	\$16.46	\$18.52	\$21,224	\$22,991	\$27,222	\$34,245	\$38,522
53-7061	Cleaners of Vehicles and Equipment	190	31.51	\$11.48	\$23,881	5.39	\$8.80	\$9.71	\$10.91	\$12.58	\$14.38	\$18,308	\$20,201	\$22,696	\$26,165	\$29,913
53-7062	Laborers and Freight, Stock, and Material Movers, Hand	640	12.07	\$13.09	\$27,237	2.71	\$8.76	\$9.98	\$12.68	\$15.28	\$18.12	\$18,221	\$20,767	\$26,384	\$31,790	\$37,680
53-7064	Packers and Packagers, Hand	260	21.45	\$10.73	\$22,329	8.45	\$8.23	\$8.58	\$9.16	\$12.69	\$14.63	\$17,121	\$17,842	\$19,043	\$26,401	\$30,422
53-7071	Gas Compressor and Gas Pumping Station Operators	20	29.35	\$29.93	\$62,244	7.63	\$23.18	\$25.24	\$27.63	\$30.03	\$37.87	\$48,216	\$52,501	\$57,477	\$62,452	\$78,779
53-7072	Pump Operators, Except Wellhead Pumpers	#	#	\$31.37	\$65,251	21.76	\$16.95	\$19.37	\$22.25	\$51.16	\$56.56	\$35,252	\$40,281	\$46,287	\$106,412	\$117,646
53-7081	Refuse and Recyclable Material Collectors	150	26.93	\$18.85	\$39,207	4.55	\$12.39	\$15.29	\$19.01	\$22.61	\$26.20	\$25,772	\$31,794	\$39,544	\$47,037	\$54,497
53-7111	Mine Shuttle Car Operators	60	40.44	\$26.45	\$55,017	3.21	\$21.93	\$24.75	\$26.78	\$28.80	\$30.02	\$45,616	\$51,477	\$55,695	\$59,912	\$62,443

Occupational Code	Occupational Title	Employment Estimate	Employment Percentage Relative Standard Error	Average Hourly Wage	Average Annual Wage	Wage Percentage Relative Standard Error	10th Percentile (Hourly)	25th Percentile (Hourly)	50th Percentile (Hourly)	75th Percentile (Hourly)	90th Percentile (Hourly)	10th Percentile (Annual)	25th Percentile (Annual)	50th Percentile (Annual)	75th Percentile (Annual)	90th Percentile (Annual)
00-0000	Total all occupations	77840	1.06	\$20.78	\$43,217	1.68	\$9.38	\$12.11	\$16.94	\$24.82	\$36.14	\$19,513	\$25,180	\$35,237	\$51,616	\$75,179
11-0000	Management Occupations	3400	4.77	\$44.94	\$93,471	2.2	\$21.27	\$28.63	\$39.85	\$52.69	\$73.31	\$44,237	\$59,551	\$82,892	\$109,587	\$152,488
11-1011	Chief Executives	30	14.97	\$81.90	\$170,355	9.89	\$49.61	\$56.21	\$69.75	\$93.79	\$100.00	\$103,190	\$116,914	\$145,072	\$195,075	\$208,000
11-1021	General and Operations Managers	1330	6.15	\$48.54	\$100,963	3.25	\$20.26	\$30.13	\$40.70	\$57.56	\$87.16	\$42,147	\$62,672	\$84,655	\$119,722	\$181,299
11-1031	Legislators	#	#	#	\$56,174	5.55	#	#	#	#	#	\$18,193	\$36,202	\$57,141	\$70,299	\$87,508
11-2021	Marketing Managers	30	25.15	\$52.15	\$108,469	5.82	\$24.91	\$29.08	\$50.66	\$69.36	\$89.80	\$51,822	\$60,491	\$105,363	\$144,259	\$186,793
11-2022	Sales Managers	60	24.39	\$48.43	\$100,728	7.67	\$32.11	\$37.98	\$43.69	\$49.08	\$73.44	\$66,780	\$78,990	\$90,878	\$102,084	\$152,760
11-2031	Public Relations and Fundraising Managers	20	13.59	\$57.23	\$119,038	13.92	\$29.32	\$33.28	\$41.57	\$57.17	\$100.00	\$60,977	\$69,214	\$86,464	\$118,908	\$208,000
11-3011	Administrative Services Managers	110	6.87	\$36.29	\$75,486	4.92	\$20.43	\$24.73	\$32.48	\$39.82	\$59.91	\$42,503	\$51,431	\$67,567	\$82,826	\$124,610
11-3021	Computer and Information Systems Managers	30	10.21	\$62.30	\$129,582	8.75	\$39.72	\$46.53	\$54.55	\$65.64	\$95.24	\$82,615	\$96,786	\$113,468	\$136,529	\$198,106
11-3031	Financial Managers	110	11.19	\$68.42	\$142,322	6.88	\$41.08	\$50.19	\$58.79	\$77.76	\$94.33	\$85,443	\$104,387	\$122,277	\$161,746	\$196,206
11-3051	Industrial Production Managers	#	#	\$44.40	\$92,353	5.38	\$29.74	\$40.47	\$45.37	\$50.62	\$57.76	\$61,867	\$84,185	\$94,366	\$105,291	\$120,145
11-3071	Transportation, Storage, and Distribution Managers	40	14.14	\$44.05	\$91,619	2.63	\$31.32	\$36.44	\$43.04	\$48.76	\$63.84	\$65,140	\$75,789	\$89,525	\$101,430	\$132,778
11-3121	Human Resources Managers	30	11.64	\$48.92	\$101,749	2.82	\$31.95	\$40.38	\$48.21	\$56.86	\$69.84	\$66,457	\$83,982	\$100,266	\$118,269	\$145,266
11-9021	Construction Managers	340	22.62	\$44.76	\$93,111	9.08	\$22.93	\$29.06	\$42.26	\$51.72	\$64.55	\$47,694	\$60,450	\$87,904	\$107,582	\$134,269
11-9031	Education Administrators, Preschool and Childcare Center/Program	40	40.48	\$28.04	\$58,325	17.93	\$16.70	\$18.74	\$23.00	\$40.84	\$45.86	\$34,726	\$38,982	\$47,830	\$84,937	\$95,399
11-9032	Education Administrators, Elementary and Secondary School	110	7.18	#	\$84,564	2.77	#	#	#	#	#	\$64,772	\$74,013	\$85,367	\$95,201	\$106,643
11-9041	Architectural and Engineering Managers	#	#	\$52.84	\$109,910	5.45	\$47.37	\$49.54	\$53.11	\$56.67	\$58.83	\$98,522	\$103,040	\$110,465	\$117,882	\$122,369
11-9051	Food Service Managers	180	30.11	\$32.34	\$67,263	4.82	\$21.70	\$25.95	\$31.39	\$38.68	\$45.59	\$45,134	\$53,981	\$65,289	\$80,445	\$94,817
11-9081	Lodging Managers	150	36.86	\$35.54	\$73,917	9.44	\$19.77	\$22.81	\$30.90	\$38.75	\$53.75	\$41,113	\$47,445	\$64,262	\$80,598	\$111,793
11-9111	Medical and Health Services Managers	120	7.29	\$51.58	\$107,280	4.03	\$29.56	\$37.38	\$48.71	\$58.98	\$80.72	\$61,477	\$77,751	\$101,312	\$122,682	\$167,891
11-9131	Postmasters and Mail Superintendents	30	0	\$29.20	\$60,742	2	\$19.60	\$25.14	\$31.22	\$33.41	\$36.81	\$40,766	\$52,296	\$64,940	\$69,488	\$76,567
11-9141	Property, Real Estate, and Community Association Managers	170	28.26	\$34.94	\$72,669	15.93	\$19.44	\$21.30	\$25.03	\$30.45	\$57.08	\$40,430	\$44,297	\$52,069	\$63,331	\$118,725
11-9151	Social and Community Service Managers	50	8.75	\$38.17	\$79,391	3.39	\$23.14	\$28.16	\$39.05	\$45.83	\$55.30	\$48,124	\$58,568	\$81,222	\$95,319	\$115,027
11-9199	Managers, All Other	130	12.8	\$43.62	\$90,733	2.75	\$27.36	\$34.62	\$43.06	\$52.92	\$60.20	\$56,909	\$72,006	\$89,558	\$110,078	\$125,213
13-0000	Business and Financial Operations Occupations	3560	3.97	\$30.70	\$63,851	2.69	\$15.10	\$20.33	\$27.56	\$37.21	\$48.80	\$31,400	\$42,285	\$57,318	\$77,387	\$101,507
13-1011	Agents and Business Managers of Artists, Performers, and Athletes	10	39.96	#	#	#	#	#	#	#	#	#	#	#	#	#
13-1022	Wholesale and Retail Buyers, Except Farm Products	50	48	\$22.99	\$47,829	5.34	\$13.53	\$19.16	\$21.50	\$27.74	\$35.18	\$28,139	\$39,856	\$44,717	\$57,703	\$73,167
13-1023	Purchasing Agents, Except Wholesale, Retail, and Farm Products	80	12.83	\$28.35	\$58,959	4.19	\$14.38	\$21.53	\$29.41	\$34.73	\$39.23	\$29,907	\$44,786	\$61,168	\$72,244	\$81,603
13-1041	Compliance Officers, Except Agriculture, Construction, Health and Safety, and Transportation	90	14.57	\$28.72	\$59,732	6.52	\$11.35	\$18.60	\$27.87	\$35.13	\$43.84	\$23,609	\$38,681	\$57,968	\$73,077	\$91,184
13-1051	Cost Estimators	180	16.9	\$31.04	\$64,560	6.55	\$17.08	\$20.77	\$28.59	\$37.50	\$47.46	\$35,520	\$43,207	\$59,470	\$77,995	\$98,714
13-1071	Human Resources Specialists	220	10.13	\$29.72	\$61,816	4.06	\$19.01	\$21.27	\$27.27	\$35.48	\$45.30	\$39,550	\$44,233	\$56,721	\$73,800	\$94,218
13-1081	Logisticians	30	12.02	\$41.45	\$86,215	6.69	\$19.53	\$26.38	\$35.59	\$51.04	\$61.29	\$40,616	\$54,877	\$74,018	\$106,154	\$127,484
13-1111	Management Analysts	100	22.6	\$39.40	\$81,959	14.83	\$13.59	\$30.31	\$36.51	\$46.04	\$67.55	\$28,265	\$63,044	\$75,948	\$95,773	\$140,504
13-1121	Meeting, Convention, and Event Planners	180	15.9	\$21.51	\$44,746	3.16	\$14.17	\$16.48	\$19.69	\$23.87	\$33.10	\$29,468	\$34,281	\$49,951	\$69,650	\$88,854
13-1131	Fundraisers	40	17.32	\$26.26	\$54,626	2.55	\$19.35	\$20.79	\$23.20	\$32.70	\$36.65	\$40,246	\$43,246	\$48,246	\$68,013	\$76,227
13-1141	Compensation, Benefits, and Job Analysis Specialists	20	2.77	\$27.11	\$56,388	1.88	\$18.58	\$21.40	\$26.04	\$32.70	\$37.99	\$38,645	\$44,512	\$54,171	\$68,015	\$79,012
13-1151	Training and Development Specialists	80	5.43	\$34.37	\$71,499	5.94	\$21.35	\$27.93	\$34.58	\$41.20	\$47.69	\$44,401	\$58,103	\$71,925	\$85,693	\$99,188
13-1161	Market Research Analysts and Marketing Specialists	310	11.8	\$30.91	\$64,297	3.57	\$16.56	\$22.39	\$28.68	\$38.94	\$47.51	\$34,441	\$46,571	\$59,664	\$80,990	\$98,829
13-1199	Business Operations Specialists, All Other	900	9.73	\$27.78	\$57,792	5.64	\$13.14	\$17.77	\$24.52	\$34.88	\$48.42	\$27,335	\$36,953	\$51,006	\$72,553	\$100,715
13-2011	Accountants and Auditors	880	7.9	\$33.04	\$68,719	4.75	\$16.31	\$21.77	\$30.62	\$41.06	\$52.32	\$33,918	\$45,279	\$63,684	\$85,412	\$108,827
13-2021	Appraisers and Assessors of Real Estate	#	#	\$24.39	\$50,730	7.46	\$19.62	\$20.89	\$23.01	\$26.91	\$33.10	\$40,812	\$43,455	\$47,859	\$55,969	\$68,852
13-2052	Personal Financial Advisors	50	30.43	\$43.67	\$90,843	16.94	\$20.15	\$22.44	\$34.03	\$52.52	\$75.43	\$41,906	\$46,678	\$70,782	\$109,239	\$156,886
13-2072	Loan Officers	110	27.09	\$38.37	\$79,808	9.15	\$22.01	\$25.85	\$33.46	\$47.00	\$57.67	\$45,779	\$53,774	\$69,598	\$97,767	\$119,945

Data unavailable

Occupational Code	Occupational Title	Employment Estimate	Employment Percentage Relative Standard Error	Average Hourly Wage	Average Annual Wage	Wage Percentage Relative Standard Error	10th Percentile (Hourly)	25th Percentile (Hourly)	50th Percentile (Hourly)	75th Percentile (Hourly)	90th Percentile (Hourly)	10th Percentile (Annual)	25th Percentile (Annual)	50th Percentile (Annual)	75th Percentile (Annual)	90th Percentile (Annual)
13-2081	Tax Examiners and Collectors, and Revenue Agents	30	11.62	\$22.90	\$47,630	4.91	\$19.45	\$20.41	\$22.01	\$23.60	\$27.99	\$40,457	\$42,450	\$45,771	\$49,093	\$58,228
13-2099	Financial Specialists, All Other	40	42.47	\$31.50	\$65,514	7.63	\$23.10	\$25.56	\$28.65	\$34.61	\$50.43	\$48,045	\$53,161	\$59,587	\$71,991	\$104,891
15-0000	Computer and Mathematical Occupations	700	10.04	\$38.65	\$80,382	8.03	\$18.92	\$24.25	\$32.75	\$44.76	\$60.57	\$39,345	\$50,432	\$68,126	\$93,110	\$125,993
15-1121	Computer Systems Analysts	70	25.47	\$45.93	\$95,538	4.52	\$26.66	\$35.45	\$46.73	\$55.84	\$66.75	\$55,461	\$73,729	\$97,199	\$116,149	\$138,848
15-1131	Computer Programmers	40	22.73	\$31.77	\$66,074	11.45	\$20.12	\$22.60	\$32.38	\$40.95	\$44.72	\$41,854	\$47,004	\$67,342	\$85,177	\$93,011
15-1132	Software Developers, Applications	80	18.93	#	#	#	#	#	#	#	#	#	#	#	#	#
15-1134	Web Developers	50	32.22	\$34.21	\$71,161	5.01	\$24.18	\$30.66	\$34.05	\$37.49	\$47.94	\$50,290	\$63,765	\$70,831	\$77,980	\$99,716
15-1141	Database Administrators	20	18.51	\$30.04	\$62,483	5.31	\$18.03	\$22.88	\$29.49	\$35.31	\$44.33	\$37,492	\$47,594	\$61,346	\$73,435	\$92,212
15-1142	Network and Computer Systems Administrators	110	13.22	\$35.89	\$74,644	3.1	\$21.90	\$27.77	\$33.74	\$41.98	\$47.83	\$45,562	\$57,763	\$70,177	\$87,319	\$99,481
15-1143	Computer Network Architects	20	28.5	\$44.94	\$93,480	5.69	\$26.04	\$30.22	\$44.16	\$60.02	\$68.31	\$54,167	\$62,857	\$91,853	\$124,842	\$142,090
15-1151	Computer User Support Specialists	220	14.28	\$23.86	\$49,619	6.77	\$10.94	\$19.02	\$23.69	\$29.93	\$35.02	\$22,746	\$39,567	\$49,281	\$62,256	\$72,836
15-1152	Computer Network Support Specialists	20	40.62	\$35.31	\$73,442	13.92	\$22.05	\$25.19	\$30.06	\$35.94	\$58.01	\$45,863	\$52,403	\$62,535	\$74,751	\$120,660
17-0000	Architecture and Engineering Occupations	910	11.8	\$31.99	\$66,537	8.04	\$15.98	\$19.67	\$28.86	\$42.25	\$52.06	\$33,236	\$40,907	\$60,035	\$87,889	\$108,279
17-1011	Architects, Except Landscape and Naval	190	13.22	\$30.99	\$64,463	9	\$17.07	\$19.90	\$25.37	\$43.00	\$47.44	\$35,500	\$41,387	\$52,770	\$89,443	\$98,670
17-1021	Cartographers and Photogrammetrists	#	#	\$32.32	\$67,215	5.44	\$26.10	\$30.35	\$32.88	\$35.41	\$36.92	\$54,278	\$63,131	\$68,390	\$73,649	\$76,804
17-1022	Surveyors	30	7.07	\$28.99	\$60,304	5	\$15.89	\$24.05	\$27.74	\$38.99	\$43.46	\$33,050	\$50,029	\$57,694	\$81,094	\$90,390
17-2051	Civil Engineers	#	#	\$36.66	\$76,253	7.19	\$25.39	\$28.71	\$38.10	\$43.14	\$46.45	\$52,802	\$59,717	\$79,244	\$89,735	\$96,615
17-2081	Environmental Engineers	#	#	\$31.00	\$64,482	8.02	\$16.49	\$19.73	\$28.45	\$39.71	\$45.15	\$34,289	\$41,038	\$59,183	\$82,594	\$93,905
17-2141	Mechanical Engineers	20	0	\$36.11	\$75,105	3.34	\$24.99	\$28.48	\$34.89	\$43.25	\$51.38	\$51,979	\$59,246	\$72,581	\$89,967	\$106,862
17-3011	Architectural and Civil Drafters	120	24.64	\$19.63	\$40,839	13.3	\$13.10	\$14.64	\$19.03	\$23.86	\$27.94	\$27,251	\$30,451	\$39,575	\$49,635	\$58,121
17-3022	Civil Engineering Technicians	#	#	\$17.97	\$37,376	5.8	\$15.20	\$15.86	\$16.96	\$18.05	\$24.85	\$31,626	\$32,992	\$35,270	\$37,547	\$51,678
17-3031	Surveying and Mapping Technicians	#	#	\$23.92	\$49,747	4.25	\$19.39	\$21.11	\$24.03	\$27.35	\$29.34	\$40,332	\$43,909	\$49,989	\$56,894	\$61,037
19-0000	Life, Physical, and Social Science Occupations	610	6.33	\$26.73	\$55,607	3.63	\$13.60	\$15.21	\$24.58	\$33.22	\$42.07	\$28,283	\$31,634	\$51,125	\$69,097	\$87,515
19-1023	Zoologists and Wildlife Biologists	40	0	\$29.95	\$62,291	1.56	\$24.99	\$26.56	\$28.13	\$33.05	\$36.23	\$51,979	\$55,234	\$58,500	\$68,754	\$75,369
19-1029	Biological Scientists, All Other	30	0	\$29.59	\$61,553	1.7	\$16.96	\$26.12	\$30.31	\$34.39	\$36.24	\$35,268	\$54,324	\$63,045	\$71,521	\$75,375
19-1031	Conservation Scientists	40	48.43	\$31.71	\$65,965	3.17	\$23.70	\$26.12	\$32.80	\$35.14	\$39.17	\$49,288	\$54,329	\$68,226	\$73,096	\$81,475
19-1032	Foresters	20	6.98	\$28.92	\$60,147	2.09	\$23.03	\$25.35	\$29.96	\$32.53	\$34.39	\$47,910	\$52,726	\$62,309	\$67,661	\$71,529
19-2031	Chemists	20	37.18	\$39.16	\$81,459	16.17	\$24.17	\$26.73	\$32.07	\$47.43	\$71.49	\$50,278	\$55,607	\$66,698	\$98,654	\$148,707
19-2041	Environmental Scientists and Specialists, Including Health	20	25.7	\$30.65	\$63,745	4.02	\$22.53	\$25.25	\$28.53	\$37.20	\$43.06	\$46,867	\$52,523	\$59,348	\$77,380	\$89,555
19-2042	Geoscientists, Except Hydrologists and Geographers	#	#	\$40.47	\$84,171	8.86	\$27.79	\$32.36	\$37.74	\$45.67	\$61.69	\$57,803	\$67,313	\$78,498	\$94,985	\$128,323
19-3031	Clinical, Counseling, and School Psychologists	#	#	\$32.37	\$67,320	11.66	\$9.18	\$18.99	\$31.18	\$43.56	\$54.48	\$19,094	\$39,501	\$64,847	\$90,606	\$113,313
19-3051	Urban and Regional Planners	70	14.15	\$37.70	\$78,406	5.77	\$24.41	\$28.93	\$35.49	\$42.92	\$58.22	\$50,773	\$60,181	\$73,818	\$89,280	\$121,098
19-4021	Biological Technicians	30	0	\$16.29	\$33,892	1.81	\$13.59	\$13.60	\$15.20	\$17.90	\$21.30	\$28,270	\$28,285	\$31,626	\$37,222	\$44,308
19-4091	Environmental Science and Protection Technicians, Including Health	50	39.92	\$19.77	\$41,117	5.56	\$15.51	\$16.36	\$18.16	\$22.68	\$27.56	\$32,266	\$34,025	\$37,763	\$47,165	\$57,327
19-4093	Forest and Conservation Technicians	190	0	\$16.54	\$34,407	1.41	\$13.59	\$13.60	\$15.20	\$18.08	\$22.03	\$28,268	\$28,281	\$31,626	\$37,599	\$45,833
19-4099	Life, Physical, and Social Science Technicians, All Other	10	18.36	\$17.76	\$36,947	3.4	\$15.09	\$15.20	\$16.37	\$18.83	\$21.35	\$31,384	\$31,625	\$34,058	\$39,176	\$44,400
21-0000	Community and Social Services Occupations	590	8.01	\$23.19	\$48,244	1.81	\$14.58	\$17.72	\$22.40	\$27.98	\$34.02	\$30,322	\$36,855	\$46,593	\$58,206	\$70,758
21-1012	Educational, Guidance, School, and Vocational Counselors	90	12.47	\$25.29	\$52,596	2.22	\$19.38	\$21.42	\$25.01	\$28.94	\$33.29	\$40,319	\$44,545	\$52,015	\$60,185	\$69,239
21-1014	Mental Health Counselors	#	#	\$23.68	\$49,246	5.09	\$10.80	\$16.18	\$21.79	\$31.36	\$39.70	\$22,470	\$33,646	\$45,326	\$65,224	\$82,568
21-1015	Rehabilitation Counselors	40	27.27	\$18.10	\$37,638	8.84	\$12.37	\$13.34	\$15.24	\$20.93	\$30.58	\$25,726	\$27,743	\$31,689	\$43,538	\$63,597
21-1021	Child, Family, and School Social Workers	100	17	\$23.42	\$48,706	3.5	\$15.67	\$17.38	\$22.13	\$29.06	\$34.53	\$32,590	\$36,144	\$46,040	\$60,446	\$71,822
21-1022	Healthcare Social Workers	30	11.8	\$26.99	\$56,136	5.03	\$16.42	\$19.02	\$26.02	\$33.58	\$38.01	\$34,155	\$39,560	\$46,126	\$69,849	\$79,068
21-1091	Health Educators	20	38.72	\$22.89	\$47,617	2.93	\$16.14	\$19.16	\$21.84	\$25.47	\$30.41	\$33,565	\$39,862	\$45,429	\$52,969	\$63,263
21-1092	Probation Officers and Correctional Treatment Specialists	40	2.76	\$30.30	\$63,024	2.01	\$24.16	\$26.06	\$27.46	\$33.43	\$40.87	\$50,243	\$54,197	\$57,125	\$69,534	\$85,018
21-1093	Social and Human Service Assistants	80	17.41	\$19.04	\$39,600	4.56	\$9.69	\$15.71	\$19.37	\$22.74	\$26.74	\$20,161	\$32,682	\$40,296	\$47,299	\$55,615

Data unavailable

Occupational Code	Occupational Title	Employment Estimate	Employment Percentage Relative Standard Error	Average Hourly Wage	Average Annual Wage	Wage Percentage Relative Standard Error	10th Percentile (Hourly)	25th Percentile (Hourly)	50th Percentile (Hourly)	75th Percentile (Hourly)	90th Percentile (Hourly)	10th Percentile (Annual)	25th Percentile (Annual)	50th Percentile (Annual)	75th Percentile (Annual)	90th Percentile (Annual)
21-1094	Community Health Workers	50	8.05	\$21.88	\$45,507	4.06	\$15.43	\$19.37	\$21.94	\$25.09	\$28.61	\$32,095	\$40,281	\$45,628	\$52,178	\$59,516
21-1099	Community and Social Service Specialists, All Other	40	21.55	\$24.19	\$50,310	5.3	\$13.79	\$18.76	\$21.75	\$30.87	\$36.84	\$28,681	\$39,017	\$45,234	\$64,208	\$76,635
23-0000	Legal Occupations	450	13.08	\$35.87	\$74,614	8.36	\$14.16	\$21.71	\$34.09	\$45.92	\$61.91	\$29,445	\$45,167	\$70,900	\$95,522	\$128,771
23-1011	Lawyers	250	33.17	\$40.93	\$85,127	4.25	\$27.01	\$32.40	\$39.36	\$48.56	\$60.11	\$56,179	\$67,398	\$81,862	\$101,002	\$125,022
23-1023	Judges, Magistrate Judges, and Magistrates	40	24.87	\$59.66	\$124,099	13.76	\$12.53	\$61.90	\$64.69	\$67.31	\$82.59	\$26,072	\$128,754	\$134,557	\$139,998	\$171,796
23-2011	Paralegals and Legal Assistants	#	#	\$25.82	\$53,706	16.08	\$17.16	\$19.59	\$22.93	\$30.79	\$41.37	\$35,687	\$40,751	\$47,705	\$64,044	\$86,057
23-2093	Title Examiners, Abstractors, and Searchers	120	48.28	\$19.01	\$39,541	4	\$10.95	\$13.32	\$16.69	\$21.64	\$33.57	\$22,766	\$27,697	\$34,711	\$45,007	\$69,822
23-2099	Legal Support Workers, All Other	20	10.84	\$29.36	\$61,067	4.36	\$20.73	\$23.32	\$26.43	\$30.04	\$47.83	\$43,121	\$48,497	\$54,976	\$62,489	\$99,497
25-0000	Education, Training, and Library Occupations	3120	3.66	\$22.50	\$46,793	2.04	\$13.16	\$16.77	\$21.30	\$27.02	\$33.50	\$27,370	\$34,876	\$44,297	\$56,205	\$69,682
25-1194	Vocational Education Teachers, Postsecondary	#	#	\$23.71	\$49,315	15.03	\$9.24	\$12.26	\$15.57	\$25.45	\$48.79	\$19,228	\$25,511	\$32,376	\$52,928	\$101,489
25-2011	Preschool Teachers, Except Special Education	370	16.92	\$16.39	\$34,093	7.62	\$10.03	\$13.11	\$16.17	\$19.14	\$23.10	\$20,853	\$27,268	\$33,626	\$39,805	\$48,038
25-2012	Kindergarten Teachers, Except Special Education	90	8.68	#	\$49,937	3.46	#	#	#	#	#	\$35,061	\$40,275	\$49,064	\$58,664	\$68,690
25-2021	Elementary School Teachers, Except Special Education	730	4.91	#	\$49,499	2.39	#	#	#	#	#	\$34,470	\$41,152	\$48,414	\$57,937	\$67,677
25-2022	Middle School Teachers, Except Special and Career/Technical Educa	420	4.14	#	\$49,843	3.07	#	#	#	#	#	\$35,407	\$41,238	\$48,225	\$58,450	\$68,572
25-2023	Career/Technical Education Teachers, Middle School	10	0	#	\$50,988	2.68	#	#	#	#	#	\$40,877	\$43,445	\$47,724	\$58,358	\$69,334
25-2031	Secondary School Teachers, Except Special and Career/Technical Ed	350	6.85	#	\$50,710	2.74	#	#	#	#	#	\$35,877	\$41,261	\$47,722	\$59,047	\$71,361
25-2032	Career/Technical Education Teachers, Secondary School	10	11.91	#	\$51,716	9.1	#	#	#	#	#	\$36,419	\$41,959	\$48,209	\$56,625	\$83,924
25-2051	Special Education Teachers, Preschool	20	1.46	#	\$58,027	5.86	#	#	#	#	#	\$39,498	\$45,900	\$53,925	\$61,279	\$88,385
25-2052	Special Education Teachers, Kindergarten and Elementary School	70	3.68	#	\$48,564	3.21	#	#	#	#	#	\$35,880	\$40,563	\$45,935	\$56,458	\$68,112
25-2053	Special Education Teachers, Middle School	50	5.62	#	\$47,942	3.31	#	#	#	#	#	\$36,179	\$40,881	\$46,220	\$54,787	\$63,471
25-2054	Special Education Teachers, Secondary School	40	10.38	#	\$47,057	3.07	#	#	#	#	#	\$35,847	\$40,708	\$46,045	\$53,323	\$59,997
25-3021	Self-Enrichment Education Teachers	60	27.36	\$17.24	\$35,861	5.79	\$9.12	\$11.11	\$18.08	\$21.57	\$23.44	\$18,963	\$23,110	\$37,603	\$44,864	\$48,748
25-3097	Teachers and Instructors, All Other, Except Substitute Teachers	70	37.39	#	\$33,128	13.74	#	#	#	#	#	\$18,500	\$21,496	\$26,020	\$30,996	\$54,819
25-4021	Librarians	80	19.46	\$30.50	\$63,441	6.48	\$15.98	\$24.03	\$31.19	\$36.49	\$45.50	\$33,243	\$49,983	\$64,870	\$75,890	\$94,650
25-4031	Library Technicians	90	38.5	\$17.44	\$36,286	7.44	\$10.76	\$13.79	\$17.09	\$20.97	\$25.39	\$22,373	\$28,682	\$35,552	\$43,622	\$52,815
25-9031	Instructional Coordinators	60	15.17	\$32.33	\$67,243	10.86	\$15.57	\$20.18	\$30.31	\$44.05	\$52.61	\$32,387	\$41,985	\$63,042	\$91,624	\$109,438
25-9041	Teacher Assistants	290	3.83	#	\$32,617	3.25	#	#	#	#	#	\$25,349	\$27,887	\$32,154	\$36,560	\$40,336
25-9099	Education, Training, and Library Workers, All Other	40	15.24	\$33.07	\$68,783	3.35	\$16.09	\$26.86	\$33.12	\$41.04	\$50.29	\$33,471	\$55,879	\$68,895	\$85,371	\$104,605
27-0000	Arts, Design, Entertainment, Sports, and Media Occupations	#	#	\$17.88	\$37,180	5.26	\$9.15	\$10.83	\$14.57	\$22.21	\$30.01	\$19,025	\$22,520	\$30,304	\$46,191	\$62,422
27-1019	Artists and Related Workers, All Other	10	0	\$16.03	\$33,339	2.46	\$13.59	\$13.60	\$15.21	\$17.23	\$18.25	\$28,275	\$28,286	\$31,633	\$35,844	\$37,958
27-1023	Floral Designers	80	26.7	\$17.72	\$36,864	5.18	\$12.97	\$15.28	\$17.03	\$18.79	\$25.49	\$26,978	\$31,774	\$35,414	\$39,078	\$53,011
27-1024	Graphic Designers	110	20.92	\$25.19	\$52,403	10.4	\$12.96	\$18.10	\$22.89	\$29.36	\$36.12	\$26,966	\$37,646	\$47,614	\$61,066	\$75,121
27-1025	Interior Designers	100	39.6	\$26.44	\$54,997	8.95	\$13.45	\$16.51	\$25.11	\$34.17	\$42.36	\$27,979	\$34,341	\$52,235	\$71,069	\$88,112
27-2012	Producers and Directors	30	29.17	\$32.95	\$68,537	20.76	\$10.21	\$11.66	\$24.50	\$48.54	\$57.09	\$21,245	\$24,251	\$50,961	\$100,971	\$118,744
27-2022	Coaches and Scouts	1650	1.95	#	#	#	#	#	#	#	#	#	#	#	#	#
27-3031	Public Relations Specialists	190	29.4	\$23.80	\$49,510	6.9	\$13.41	\$16.36	\$21.61	\$27.80	\$37.19	\$27,889	\$34,032	\$44,950	\$57,834	\$77,354
27-3041	Editors	30	42.57	\$26.97	\$56,094	17.98	\$13.60	\$16.34	\$22.40	\$37.48	\$46.42	\$28,280	\$33,986	\$46,599	\$77,969	\$96,552
27-3091	Interpreters and Translators	20	11	\$22.67	\$47,159	6.87	\$15.97	\$17.52	\$20.73	\$26.16	\$31.63	\$33,225	\$36,438	\$43,129	\$54,417	\$65,787
27-4011	Audio and Video Equipment Technicians	70	29.13	\$19.96	\$41,518	10.57	\$12.80	\$14.54	\$16.67	\$22.16	\$37.00	\$26,618	\$30,252	\$34,671	\$46,094	\$76,956
27-4021	Photographers	140	38.84	\$15.84	\$32,939	18.97	\$8.48	\$9.21	\$11.67	\$20.14	\$33.55	\$17,643	\$19,148	\$24,264	\$41,887	\$69,783
27-4031	Camera Operators, Television, Video, and Motion Picture	10	48.19	#	#	#	#	#	#	#	#	#	#	#	#	#
29-0000	Healthcare Practitioners and Technical Occupations	2850	4.14	\$38.07	\$79,178	3.47	\$17.87	\$24.04	\$33.60	\$43.93	\$61.27	\$37,169	\$49,996	\$69,880	\$91,380	\$127,436

Data unavailable

Occupational Code	Occupational Title	Employment Estimate	Employment Percentage Relative Standard Error	Average Hourly Wage	Average Annual Wage	Wage Percentage Relative Standard Error	10th Percentile (Hourly)	25th Percentile (Hourly)	50th Percentile (Hourly)	75th Percentile (Hourly)	90th Percentile (Hourly)	10th Percentile (Annual)	25th Percentile (Annual)	50th Percentile (Annual)	75th Percentile (Annual)	90th Percentile (Annual)
29-1011	Chiropractors	#	#	\$24.82	\$51,630	18.61	\$15.94	\$17.73	\$21.44	\$27.55	\$47.64	\$33,156	\$36,870	\$44,588	\$57,306	\$99,096
29-1031	Dietitians and Nutritionists	20	11.33	\$28.42	\$59,111	5.27	\$20.16	\$24.50	\$27.74	\$32.78	\$38.77	\$41,932	\$50,962	\$57,693	\$68,180	\$80,632
29-1041	Optometrists	10	3.18	\$37.84	\$78,711	23.43	\$20.77	\$23.18	\$34.53	\$53.32	\$58.53	\$43,201	\$48,213	\$71,817	\$110,897	\$121,735
29-1051	Pharmacists	90	9.06	\$60.48	\$125,800	2.9	\$50.21	\$55.87	\$63.66	\$70.28	\$74.80	\$104,438	\$116,217	\$132,421	\$146,190	\$155,576
29-1062	Family and General Practitioners	100	33.03	\$105.42	\$219,272	8.64	\$64.87	\$80.38	\$92.12	\$92.96	\$95.49	\$134,931	\$167,185	\$191,600	\$193,352	\$198,618
29-1069	Physicians and Surgeons, All Other	60	40.6	\$68.84	\$143,189	9.14	\$38.58	\$42.12	\$51.62	\$90.91	\$100.19	\$80,253	\$87,601	\$107,380	\$189,098	\$208,391
29-1071	Physician Assistants	60	24.63	\$47.91	\$99,662	8.96	\$22.27	\$40.85	\$48.45	\$56.94	\$67.05	\$46,328	\$84,976	\$100,780	\$118,425	\$139,455
29-1122	Occupational Therapists	60	15.49	\$34.22	\$71,183	2.2	\$25.87	\$29.49	\$33.30	\$37.35	\$43.94	\$53,803	\$61,334	\$69,269	\$77,684	\$91,396
29-1123	Physical Therapists	150	17.07	\$35.33	\$73,483	2.26	\$25.73	\$30.72	\$34.50	\$38.82	\$45.87	\$53,515	\$63,899	\$71,767	\$80,743	\$95,402
29-1126	Respiratory Therapists	40	17.18	\$31.16	\$64,806	3.87	\$24.76	\$27.69	\$31.66	\$35.01	\$37.12	\$51,511	\$57,586	\$65,860	\$72,817	\$77,206
29-1127	Speech-Language Pathologists	60	5.99	\$39.94	\$83,070	2.55	\$31.31	\$35.00	\$39.71	\$44.44	\$51.94	\$65,121	\$72,791	\$82,601	\$92,437	\$108,036
29-1131	Veterinarians	70	15.26	\$52.05	\$108,264	26.35	\$19.98	\$27.26	\$41.39	\$48.75	\$100.00	\$41,555	\$56,692	\$86,095	\$101,396	\$208,000
29-1141	Registered Nurses	880	8.22	\$34.16	\$71,047	3.63	\$22.54	\$26.73	\$33.44	\$41.31	\$47.61	\$46,892	\$55,599	\$69,556	\$85,916	\$99,027
29-1171	Nurse Practitioners	#	#	\$46.61	\$96,953	3.94	\$27.28	\$39.01	\$48.23	\$56.35	\$62.42	\$56,752	\$81,143	\$100,308	\$117,216	\$129,830
29-2011	Medical and Clinical Laboratory Technologists	50	9.01	\$31.10	\$64,690	5.37	\$19.80	\$26.04	\$31.61	\$36.26	\$42.16	\$41,176	\$54,165	\$65,744	\$75,429	\$87,696
29-2021	Dental Hygienists	120	20.27	\$38.24	\$79,536	5.59	\$31.71	\$34.60	\$38.98	\$42.94	\$45.32	\$65,959	\$71,972	\$81,085	\$89,317	\$94,257
29-2032	Diagnostic Medical Sonographers	10	8.31	\$42.46	\$88,315	3.33	\$33.14	\$37.71	\$42.66	\$47.44	\$53.77	\$68,929	\$78,434	\$88,731	\$98,682	\$111,843
29-2033	Nuclear Medicine Technologists	20	10.56	\$33.36	\$69,398	3.29	\$24.87	\$29.91	\$33.69	\$37.53	\$43.10	\$51,719	\$62,218	\$70,080	\$78,067	\$89,657
29-2034	Radiologic Technologists and Technicians	80	9.49	\$31.57	\$65,671	3.17	\$20.78	\$25.67	\$30.50	\$37.91	\$44.60	\$43,216	\$53,400	\$63,450	\$78,863	\$92,758
29-2035	Magnetic Resonance Imaging Technologists	20	22.4	\$33.55	\$69,774	6.02	\$24.25	\$28.57	\$33.12	\$36.88	\$45.67	\$50,432	\$59,424	\$68,881	\$76,718	\$94,983
29-2041	Emergency Medical Technicians and Paramedics	280	14.97	\$22.29	\$46,362	6.28	\$11.06	\$16.06	\$20.89	\$29.36	\$35.79	\$23,004	\$33,404	\$43,448	\$61,061	\$74,442
29-2052	Pharmacy Technicians	70	14.84	\$17.87	\$37,178	6.51	\$12.72	\$14.10	\$16.80	\$20.31	\$23.81	\$26,454	\$29,337	\$34,944	\$42,242	\$49,525
29-2055	Surgical Technologists	40	17.02	\$26.74	\$55,621	4.9	\$18.66	\$21.53	\$26.86	\$32.43	\$35.95	\$38,814	\$44,774	\$55,871	\$67,458	\$74,784
29-2056	Veterinary Technologists and Technicians	80	8.18	\$17.88	\$37,200	4.32	\$15.30	\$16.18	\$17.65	\$19.36	\$22.14	\$31,832	\$33,661	\$36,710	\$40,262	\$46,055
29-2061	Licensed Practical and Licensed Vocational Nurses	#	#	\$21.36	\$44,435	2.79	\$16.12	\$17.91	\$21.26	\$24.86	\$27.74	\$33,536	\$37,261	\$44,219	\$51,717	\$57,709
29-2071	Medical Records and Health Information Technicians	50	24.52	\$20.61	\$42,874	3.96	\$13.06	\$17.01	\$20.54	\$23.11	\$28.97	\$27,156	\$35,380	\$42,715	\$48,075	\$60,258
29-2081	Opticians, Dispensing	#	#	\$19.25	\$40,044	8.23	\$13.00	\$15.00	\$19.89	\$22.67	\$25.49	\$27,045	\$31,190	\$41,378	\$47,158	\$53,013
29-2099	Health Technologists and Technicians, All Other	#	#	\$20.56	\$42,770	5.37	\$13.43	\$15.45	\$17.66	\$26.32	\$33.36	\$27,931	\$32,140	\$36,728	\$54,740	\$69,394
29-9091	Athletic Trainers	40	25.44	#	\$48,237	4.09	#	#	#	#	#	\$28,146	\$34,020	\$47,521	\$61,590	\$72,092
31-0000	Healthcare Support Occupations	880	6.62	\$18.82	\$39,139	5.09	\$9.00	\$13.35	\$16.81	\$21.41	\$30.57	\$18,717	\$27,770	\$34,958	\$44,524	\$63,595
31-1011	Home Health Aides	40	18.21	\$15.47	\$32,187	4.04	\$12.67	\$13.96	\$15.73	\$17.29	\$18.22	\$26,354	\$29,027	\$32,710	\$35,953	\$37,899
31-1014	Nursing Assistants	170	6.98	\$15.76	\$32,787	2.55	\$12.32	\$14.01	\$16.00	\$17.64	\$18.64	\$25,634	\$29,134	\$33,271	\$36,685	\$38,774
31-2021	Physical Therapist Assistants	20	30.88	\$24.88	\$51,751	14.34	\$15.11	\$17.12	\$20.45	\$23.48	\$53.84	\$31,428	\$35,616	\$42,542	\$48,828	\$111,986
31-9011	Massage Therapists	300	10.34	\$20.23	\$42,077	15.15	\$8.35	\$8.86	\$14.51	\$29.51	\$41.73	\$17,359	\$18,438	\$30,181	\$61,388	\$86,789
31-9091	Dental Assistants	140	14.03	\$21.37	\$44,454	6.72	\$14.96	\$18.65	\$20.96	\$23.21	\$29.38	\$31,117	\$38,798	\$43,592	\$48,283	\$61,112
31-9092	Medical Assistants	100	33.32	\$19.40	\$40,355	4.76	\$14.44	\$15.83	\$17.81	\$22.53	\$28.04	\$30,026	\$32,937	\$37,041	\$46,855	\$58,321
31-9093	Medical Equipment Preparers	30	13.98	\$18.89	\$39,291	4.13	\$14.91	\$15.97	\$17.73	\$21.60	\$26.52	\$31,009	\$33,210	\$36,878	\$44,921	\$55,155
31-9099	Healthcare Support Workers, All Other	50	1.89	\$15.39	\$32,010	1.68	\$11.92	\$13.11	\$15.20	\$17.30	\$19.71	\$24,800	\$27,274	\$31,619	\$35,979	\$40,990
33-0000	Protective Service Occupations	1850	7.95	\$21.20	\$44,096	2.48	\$10.89	\$14.16	\$19.94	\$27.51	\$34.08	\$22,646	\$29,446	\$41,471	\$57,213	\$70,881
33-1012	First-Line Supervisors of Police and Detectives	80	17.1	\$38.14	\$79,337	2.03	\$30.27	\$32.75	\$36.93	\$43.19	\$50.37	\$62,958	\$68,114	\$76,820	\$89,838	\$104,776
33-1021	First-Line Supervisors of Fire Fighting and Prevention Workers	40	19.9	\$31.62	\$65,770	4.06	\$22.65	\$25.54	\$30.92	\$36.40	\$44.29	\$47,121	\$53,127	\$64,310	\$75,709	\$92,131
33-1099	First-Line Supervisors of Protective Service Workers, All Other	90	7.94	\$25.73	\$53,528	1.56	\$19.04	\$21.34	\$25.66	\$29.53	\$34.13	\$39,609	\$44,397	\$53,373	\$61,427	\$70,985
33-2011	Firefighters	190	20.9	\$22.91	\$47,653	3.68	\$10.35	\$16.14	\$21.95	\$31.48	\$35.79	\$21,524	\$33,576	\$45,647	\$65,476	\$74,439
33-3012	Correctional Officers and Jailers	100	11.58	\$24.79	\$51,563	2.84	\$18.84	\$20.76	\$24.27	\$28.60	\$33.30	\$39,187	\$43,190	\$50,484	\$59,493	\$69,264
33-3021	Detectives and Criminal Investigators	30	15.44	\$31.23	\$64,951	3.11	\$22.80	\$26.52	\$31.65	\$35.85	\$41.16	\$47,420	\$55,159	\$65,834	\$74,564	\$85,612
33-3051	Police and Sheriff's Patrol Officers	370	14.04	\$27.65	\$57,516	1.99	\$20.38	\$24.16	\$27.77	\$31.34	\$35.51	\$42,395	\$50,248	\$65,764	\$85,178	\$73,868
33-9011	Animal Control Workers	30	13.94	\$20.34	\$42,304	2.64	\$14.49	\$17.03	\$20.32	\$22.97	\$27.01	\$30,141	\$35,430	\$42,263	\$47,784	\$56,191

Data unavailable

Occupational Code	Occupational Title	Employment Estimate	Employment Percentage Relative Standard Error	Average Hourly Wage	Average Annual Wage	Wage Percentage Relative Standard Error	10th Percentile (Hourly)	25th Percentile (Hourly)	50th Percentile (Hourly)	75th Percentile (Hourly)	90th Percentile (Hourly)	10th Percentile (Annual)	25th Percentile (Annual)	50th Percentile (Annual)	75th Percentile (Annual)	90th Percentile (Annual)
33-9032	Security Guards	350	16.44	\$15.94	\$33,156	1.74	\$12.22	\$13.40	\$15.54	\$18.09	\$21.16	\$25,424	\$27,867	\$32,315	\$37,620	\$44,016
33-9093	Transportation Security Screeners	50	0	\$21.51	\$44,743	2.4	\$18.58	\$20.31	\$21.65	\$23.03	\$24.49	\$38,655	\$42,244	\$45,027	\$47,898	\$50,931
33-9099	Protective Service Workers, All Other	50	12.15	\$18.38	\$38,235	3.08	\$12.38	\$15.20	\$17.80	\$21.35	\$25.55	\$25,740	\$31,622	\$37,019	\$44,406	\$53,151
35-0000	Food Preparation and Serving-Related Occupations	12190	2.55	\$12.76	\$26,548	2.29	\$8.39	\$8.97	\$11.16	\$14.73	\$19.74	\$17,450	\$18,666	\$23,207	\$30,640	\$41,053
35-1011	Chefs and Head Cooks	250	10.65	\$28.94	\$60,189	6.92	\$16.70	\$20.88	\$26.24	\$32.69	\$49.76	\$34,736	\$43,426	\$54,573	\$67,996	\$103,506
35-1012	First-Line Supervisors of Food Preparation and Serving Workers	680	8.99	\$21.59	\$44,898	2.73	\$14.41	\$17.18	\$21.00	\$25.38	\$29.60	\$29,981	\$35,738	\$43,678	\$52,794	\$61,558
35-2011	Cooks, Fast Food	#	#	\$12.62	\$26,254	6.22	\$9.24	\$11.28	\$12.84	\$14.12	\$15.47	\$19,210	\$23,457	\$26,700	\$29,370	\$32,186
35-2012	Cooks, Institution and Cafeteria	180	15.31	\$14.32	\$29,777	2.34	\$9.21	\$11.98	\$13.92	\$16.89	\$19.79	\$19,150	\$24,911	\$28,958	\$35,138	\$41,172
35-2014	Cooks, Restaurant	1670	8.36	\$14.10	\$29,338	2.6	\$10.05	\$11.35	\$13.84	\$16.66	\$18.39	\$20,905	\$23,608	\$28,786	\$34,649	\$38,243
35-2015	Cooks, Short Order	120	45.26	\$11.71	\$24,351	13.97	\$8.26	\$8.64	\$9.29	\$15.31	\$17.59	\$17,176	\$17,980	\$19,321	\$31,848	\$36,590
35-2021	Food Preparation Workers	1140	23.58	\$12.69	\$26,393	5.76	\$9.09	\$10.24	\$12.39	\$14.80	\$17.33	\$18,902	\$21,309	\$25,777	\$30,793	\$36,038
35-3011	Bartenders	840	12.33	\$12.05	\$25,055	7.35	\$8.27	\$8.67	\$9.35	\$13.77	\$19.92	\$17,195	\$18,028	\$19,438	\$28,634	\$41,441
35-3021	Combined Food Preparation and Serving Workers, Including Fast Food	2100	7.8	\$11.46	\$23,837	4.01	\$8.46	\$9.16	\$10.70	\$13.07	\$15.67	\$17,602	\$19,046	\$22,266	\$27,182	\$32,593
35-3022	Counter Attendants, Cafeteria, Food Concession, and Coffee Shop	#	#	\$11.76	\$24,451	4.61	\$8.61	\$9.48	\$11.39	\$13.31	\$14.51	\$17,904	\$19,714	\$23,687	\$27,693	\$30,184
35-3031	Waiters and Waitresses	2840	12.92	\$11.03	\$22,948	5.54	\$8.20	\$8.49	\$8.98	\$12.17	\$19.75	\$17,049	\$17,662	\$18,683	\$25,319	\$41,090
35-3041	Food Servers, Nonrestaurant	#	#	\$11.67	\$24,284	6.77	\$8.27	\$8.69	\$9.44	\$14.76	\$17.60	\$17,212	\$18,070	\$19,638	\$30,698	\$36,613
35-9011	Dining Room and Cafeteria Attendants and Bartender Helpers	510	9.25	\$9.82	\$20,425	4.2	\$8.19	\$8.49	\$8.97	\$9.79	\$13.48	\$17,045	\$17,653	\$18,666	\$20,362	\$28,048
35-9021	Dishwashers	460	17.12	\$11.38	\$23,670	4.03	\$8.53	\$9.48	\$11.43	\$13.22	\$14.32	\$17,751	\$19,717	\$23,764	\$27,508	\$29,777
35-9031	Hosts and Hostesses, Restaurant, Lounge, and Coffee Shop	370	18.76	\$10.76	\$22,389	2.65	\$8.48	\$9.20	\$10.55	\$11.91	\$13.80	\$17,642	\$19,146	\$21,940	\$24,782	\$28,708
37-0000	Building and Grounds Cleaning and Maintenance Occupations	6610	5.99	\$14.38	\$29,905	2.1	\$9.83	\$11.14	\$13.39	\$16.44	\$20.53	\$20,448	\$23,169	\$27,843	\$34,203	\$42,697
37-1011	First-Line Supervisors of Housekeeping and Janitorial Workers	350	12.33	\$19.64	\$40,861	3.18	\$12.58	\$15.46	\$18.42	\$22.46	\$30.04	\$26,176	\$32,160	\$38,317	\$46,717	\$62,484
37-1012	First-Line Supervisors of Landscaping, Lawn Service, and Grounds	200	21.53	\$27.58	\$57,365	6.87	\$17.38	\$21.59	\$26.60	\$31.80	\$35.63	\$36,146	\$44,899	\$55,319	\$66,151	\$74,113
37-2011	Janitors and Cleaners, Except Maids and Housekeeping Cleaners	1610	15.35	\$14.10	\$29,322	3.31	\$9.75	\$11.18	\$13.51	\$16.66	\$19.99	\$20,287	\$23,249	\$28,100	\$34,651	\$41,585
37-2012	Maids and Housekeeping Cleaners	2650	15.03	\$12.41	\$25,823	1.91	\$9.74	\$10.60	\$12.16	\$13.85	\$14.90	\$20,262	\$22,038	\$25,292	\$28,810	\$30,986
37-3011	Landscaping and Groundskeeping Workers	1650	11.35	\$15.11	\$31,425	3.47	\$9.87	\$12.34	\$14.91	\$17.67	\$20.86	\$20,528	\$25,665	\$31,015	\$36,754	\$43,384
39-0000	Personal Care and Service Occupations	3210	6.46	\$14.46	\$30,073	3.28	\$8.62	\$9.60	\$11.84	\$16.62	\$25.36	\$17,930	\$19,972	\$24,618	\$34,569	\$52,746
39-1021	First-Line Supervisors of Personal Service Workers	170	12.02	\$22.38	\$46,550	3.45	\$13.73	\$16.85	\$21.40	\$27.53	\$33.87	\$28,552	\$35,056	\$44,514	\$57,259	\$70,453
39-2021	Nonfarm Animal Caretakers	30	18.75	\$12.39	\$25,767	9	\$8.51	\$9.27	\$10.75	\$16.12	\$18.61	\$17,701	\$19,291	\$22,365	\$33,527	\$38,709
39-3031	Ushers, Lobby Attendants, and Ticket Takers	210	22.91	\$9.63	\$20,024	2.54	\$8.22	\$8.56	\$9.12	\$10.62	\$12.17	\$17,104	\$17,801	\$18,962	\$22,087	\$25,310
39-3091	Amusement and Recreation Attendants	890	11.51	\$10.95	\$22,774	2.58	\$8.43	\$9.08	\$10.34	\$11.92	\$14.18	\$17,542	\$18,895	\$21,511	\$24,797	\$29,505
39-3093	Locker Room, Coatroom, and Dressing Room Attendants	50	1.36	\$11.76	\$24,463	3.66	\$8.42	\$9.04	\$11.03	\$13.32	\$14.65	\$17,509	\$18,812	\$22,945	\$27,714	\$30,475
39-5012	Hairdressers, Hairstylists, and Cosmetologists	70	21.63	#	#	#	#	#	#	#	#	#	#	#	#	#
39-5092	Manicurists and Pedicurists	60	37.67	\$13.45	\$27,981	15.21	\$8.50	\$9.24	\$11.00	\$16.64	\$23.05	\$17,673	\$19,222	\$22,889	\$34,616	\$47,949
39-5094	Skincare Specialists	50	20.5	\$14.46	\$30,077	8.45	\$8.42	\$9.06	\$13.02	\$17.37	\$25.90	\$17,520	\$18,841	\$27,086	\$36,130	\$53,874
39-6011	Baggage Porters and Bellhops	240	23.32	\$10.83	\$22,522	2.79	\$8.39	\$8.98	\$10.31	\$11.83	\$14.59	\$17,456	\$18,681	\$21,434	\$24,614	\$30,348
39-6012	Concierges	200	13.72	\$15.24	\$31,708	2.56	\$10.55	\$12.32	\$14.41	\$17.55	\$21.37	\$21,954	\$25,625	\$29,966	\$36,502	\$44,450
39-7011	Tour Guides and Escorts	70	43.53	\$14.78	\$30,738	13.56	\$8.96	\$11.13	\$15.32	\$17.33	\$18.54	\$18,634	\$23,143	\$31,873	\$36,042	\$38,570
39-9011	Childcare Workers	340	19.18	\$12.51	\$26,026	5.38	\$8.84	\$9.91	\$11.58	\$14.52	\$17.37	\$18,384	\$20,622	\$24,088	\$30,196	\$36,139
39-9021	Personal Care Aides	60	40.45	\$11.40	\$23,713	9.78	\$8.44	\$9.09	\$10.86	\$13.48	\$15.63	\$17,546	\$18,904	\$22,594	\$28,039	\$32,502
39-9031	Fitness Trainers and Aerobics Instructors	290	26.15	\$25.96	\$54,000	6.76	\$12.74	\$18.82	\$26.06	\$30.59	\$34.43	\$26,503	\$39,146	\$54,203	\$63,619	\$71,624
39-9032	Recreation Workers	400	10.06	\$15.88	\$33,027	3.19	\$9.68	\$11.90	\$14.27	\$19.45	\$23.23	\$20,143	\$24,742	\$29,672	\$40,458	\$48,318
39-9099	Personal Care and Service Workers, All Other	30	11.51	\$10.55	\$21,946	4.53	\$8.41	\$9.02	\$10.34	\$11.98	\$13.64	\$17,492	\$18,770	\$21,501	\$24,911	\$28,364
41-0000	Sales and Related Occupations	9010	3.64	\$19.97	\$41,546	3.74	\$9.62	\$11.47	\$14.93	\$21.38	\$37.03	\$20,016	\$23,864	\$31,060	\$44,473	\$77,027

Data unavailable

Occupational Code	Occupational Title	Employment Estimate	Employment Percentage Relative Standard Error	Average Hourly Wage	Average Annual Wage	Wage Percentage Relative Standard Error	10th Percentile (Hourly)	25th Percentile (Hourly)	50th Percentile (Hourly)	75th Percentile (Hourly)	90th Percentile (Hourly)	10th Percentile (Annual)	25th Percentile (Annual)	50th Percentile (Annual)	75th Percentile (Annual)	90th Percentile (Annual)
41-1011	First-Line Supervisors of Retail Sales Workers	560	9.69	\$21.95	\$45,650	3.65	\$14.68	\$16.44	\$19.66	\$26.27	\$31.71	\$30,533	\$34,190	\$40,901	\$54,643	\$65,949
41-1012	First-Line Supervisors of Non-Retail Sales Workers	60	14.5	\$40.49	\$84,210	11.78	\$20.52	\$26.68	\$33.94	\$45.02	\$64.06	\$42,691	\$55,491	\$70,587	\$93,650	\$133,243
41-2011	Cashiers	2220	7.22	\$12.56	\$26,116	2.58	\$8.80	\$9.93	\$11.63	\$14.42	\$17.85	\$18,314	\$20,655	\$24,181	\$29,995	\$37,134
41-2021	Counter and Rental Clerks	640	12.79	\$15.38	\$31,983	3.78	\$9.92	\$11.25	\$13.94	\$17.54	\$23.51	\$20,642	\$23,400	\$29,005	\$36,476	\$48,894
41-2031	Retail Salespersons	3470	6.75	\$16.94	\$35,238	5.28	\$9.89	\$11.62	\$14.18	\$18.42	\$25.75	\$20,580	\$24,163	\$29,500	\$38,315	\$53,570
41-3011	Advertising Sales Agents	70	24.65	\$24.79	\$51,571	14.02	\$10.00	\$14.25	\$21.25	\$33.72	\$41.86	\$20,805	\$29,638	\$44,195	\$70,134	\$87,066
41-3021	Insurance Sales Agents	160	10.11	\$32.68	\$67,969	10.13	\$18.95	\$22.66	\$30.08	\$36.02	\$57.24	\$39,416	\$47,129	\$62,572	\$74,919	\$119,057
41-3031	Securities, Commodities, and Financial Services Sales Agents	140	19.42	\$47.49	\$98,786	12.07	\$16.11	\$18.78	\$36.18	\$65.86	\$91.48	\$33,500	\$39,053	\$75,262	\$136,988	\$190,269
41-3041	Travel Agents	100	4.77	\$17.79	\$37,012	10.94	\$9.34	\$13.51	\$16.28	\$19.25	\$28.13	\$19,420	\$28,100	\$33,869	\$40,044	\$58,512
41-3099	Sales Representatives, Services, All Other	430	9.75	\$26.09	\$54,275	3.5	\$13.33	\$16.97	\$22.85	\$33.52	\$43.15	\$27,724	\$35,302	\$47,522	\$69,721	\$89,753
41-4012	Sales Representatives, Wholesale and Manufacturing, Except Technical and Scientific Products	460	10.47	\$32.46	\$67,514	9.05	\$9.33	\$16.52	\$22.32	\$43.34	\$66.56	\$19,411	\$34,362	\$46,418	\$90,140	\$138,444
41-9022	Real Estate Sales Agents	350	21.33	\$43.43	\$90,328	15.69	\$15.96	\$26.35	\$40.90	\$47.89	\$64.98	\$33,193	\$54,807	\$85,077	\$99,603	\$135,167
41-9041	Telemarketers	40	28.53	\$16.20	\$33,706	23.08	\$9.68	\$10.31	\$11.35	\$25.20	\$27.75	\$20,138	\$21,436	\$23,601	\$52,407	\$57,712
41-9099	Sales and Related Workers, All Other	150	30.22	\$19.14	\$39,815	10.72	\$9.72	\$13.32	\$16.43	\$18.46	\$30.95	\$20,216	\$27,704	\$34,183	\$38,402	\$64,375
43-0000	Office and Administrative Support Occupations	10070	3.59	\$18.15	\$37,757	1.06	\$10.20	\$13.20	\$17.10	\$22.12	\$27.52	\$21,220	\$27,452	\$35,571	\$46,007	\$57,239
43-1011	First-Line Supervisors of Office and Administrative Support Workers	560	6.1	\$25.69	\$53,444	2.31	\$16.01	\$19.45	\$25.19	\$29.74	\$36.54	\$33,293	\$40,452	\$52,396	\$61,850	\$75,994
43-2011	Switchboard Operators, Including Answering Service	20	11.76	\$14.71	\$30,601	3.45	\$9.80	\$12.44	\$13.94	\$16.65	\$21.02	\$20,382	\$25,865	\$28,986	\$34,642	\$43,726
43-3021	Billing and Posting Clerks and Machine Operators	80	13.8	\$21.23	\$44,156	5.75	\$15.07	\$16.33	\$18.47	\$25.42	\$29.08	\$31,335	\$33,962	\$38,419	\$52,865	\$60,493
43-3031	Bookkeeping, Accounting, and Auditing Clerks	1230	18.44	\$18.22	\$37,894	7.55	\$8.99	\$10.84	\$16.90	\$23.81	\$29.52	\$18,693	\$22,538	\$35,149	\$49,526	\$61,400
43-3051	Payroll and Timekeeping Clerks	30	14.49	\$23.67	\$49,233	4.56	\$16.13	\$19.39	\$22.44	\$28.58	\$34.27	\$33,553	\$40,322	\$46,668	\$59,452	\$71,291
43-3071	Tellers	300	7.66	\$14.73	\$30,645	3.46	\$12.18	\$12.88	\$14.05	\$15.89	\$18.87	\$25,342	\$26,798	\$29,225	\$33,060	\$39,252
43-3099	Financial Clerks, All Other	20	25.18	\$20.41	\$42,446	6.08	\$13.75	\$15.82	\$18.70	\$25.87	\$28.52	\$28,601	\$32,908	\$38,905	\$53,809	\$59,316
43-4031	Court, Municipal, and License Clerks	200	10.09	\$19.83	\$41,252	3.01	\$11.91	\$16.52	\$19.63	\$23.43	\$27.89	\$24,783	\$34,356	\$40,841	\$48,744	\$58,013
43-4051	Customer Service Representatives	450	12.97	\$15.33	\$31,883	3.6	\$9.69	\$11.37	\$15.10	\$18.00	\$21.96	\$20,152	\$23,644	\$31,412	\$37,447	\$45,671
43-4061	Eligibility Interviewers, Government Programs	#	#	\$19.90	\$41,394	3.97	\$15.14	\$17.10	\$18.65	\$23.74	\$26.17	\$31,490	\$35,561	\$38,793	\$49,384	\$54,427
43-4071	File Clerks	40	25.52	\$18.29	\$38,036	3.9	\$12.55	\$14.33	\$18.36	\$21.95	\$24.19	\$26,112	\$29,799	\$38,186	\$45,647	\$50,305
43-4081	Hotel, Motel, and Resort Desk Clerks	640	12.45	\$14.99	\$31,178	2.16	\$10.83	\$12.49	\$14.41	\$17.36	\$20.15	\$22,523	\$25,980	\$29,964	\$36,115	\$41,906
43-4111	Interviewers, Except Eligibility and Loan	80	2.23	\$19.04	\$39,607	2.82	\$15.22	\$16.35	\$18.23	\$21.67	\$24.56	\$31,659	\$34,009	\$37,925	\$45,067	\$51,090
43-4121	Library Assistants, Clerical	40	24.98	\$13.91	\$28,923	5.68	\$9.95	\$10.99	\$13.84	\$16.65	\$18.18	\$20,688	\$22,852	\$28,793	\$34,640	\$37,814
43-4131	Loan Interviewers and Clerks	60	39.04	\$18.61	\$38,701	14.84	\$8.66	\$9.65	\$18.04	\$22.39	\$31.99	\$18,009	\$20,062	\$37,513	\$46,575	\$66,547
43-4141	New Accounts Clerks	80	39.44	\$18.22	\$37,894	7.47	\$11.04	\$15.28	\$18.61	\$21.78	\$24.50	\$22,964	\$31,775	\$38,706	\$45,303	\$50,962
43-4151	Order Clerks	#	#	\$20.23	\$42,080	6.17	\$14.31	\$19.16	\$20.88	\$22.61	\$23.60	\$29,771	\$39,854	\$43,437	\$47,021	\$49,079
43-4161	Human Resources Assistants, Except Payroll and Timekeeping	70	8.99	\$16.52	\$34,364	3.4	\$9.34	\$13.58	\$16.74	\$19.96	\$22.58	\$19,435	\$28,252	\$34,817	\$41,517	\$46,977
43-4171	Receptionists and Information Clerks	530	10.45	\$15.98	\$33,245	3.16	\$10.47	\$13.17	\$16.04	\$18.87	\$21.76	\$21,771	\$27,402	\$33,361	\$39,247	\$45,270
43-4181	Reservation and Transportation Ticket Agents and Travel Clerks	290	12.17	\$13.98	\$29,087	3.28	\$9.78	\$11.13	\$13.45	\$16.36	\$18.54	\$20,335	\$23,156	\$27,976	\$34,031	\$38,572
43-4199	Information and Record Clerks, All Other	150	9.34	\$17.94	\$37,314	3.06	\$12.68	\$13.82	\$17.65	\$21.30	\$24.50	\$26,365	\$28,748	\$36,712	\$44,301	\$50,954
43-5021	Couriers and Messengers	#	#	\$11.82	\$24,577	4.21	\$9.56	\$10.43	\$11.95	\$13.38	\$14.23	\$19,879	\$21,704	\$24,855	\$27,825	\$29,606
43-5031	Police, Fire, and Ambulance Dispatchers	70	10.64	\$22.63	\$47,070	2.12	\$17.45	\$19.94	\$22.43	\$25.99	\$28.55	\$36,291	\$41,474	\$46,657	\$54,062	\$59,383
43-5032	Dispatchers, Except Police, Fire, and Ambulance	110	15.14	\$18.40	\$38,266	2.8	\$14.71	\$15.86	\$17.56	\$20.47	\$25.49	\$30,603	\$32,995	\$36,527	\$42,586	\$53,019
43-5051	Postal Service Clerks	90	0	\$23.72	\$49,338	2.32	\$12.24	\$24.51	\$26.72	\$26.73	\$27.30	\$25,465	\$50,983	\$55,579	\$55,594	\$56,779
43-5052	Postal Service Mail Carriers	30	0	\$23.93	\$49,767	2.91	\$16.58	\$19.94	\$26.02	\$27.50	\$27.51	\$34,493	\$41,465	\$54,111	\$57,208	\$57,216
43-5053	Postal Service Mail Sorters, Processors, and Processing Machine Operators	30	0	\$20.79	\$43,235	2.39	\$14.65	\$15.26	\$21.68	\$26.22	\$26.22	\$30,464	\$31,749	\$45,094	\$54,528	\$54,535
43-5061	Production, Planning, and Expediting Clerks	20	39.73	\$32.78	\$68,189	6.84	\$18.73	\$25.14	\$30.55	\$43.34	\$47.08	\$38,948	\$52,299	\$63,536	\$90,139	\$97,921
43-5071	Shipping, Receiving, and Traffic Clerks	170	25.37	\$18.95	\$39,423	8.92	\$11.61	\$13.51	\$17.57	\$24.16	\$28.17	\$24,140	\$28,092	\$36,542	\$50,256	\$58,599

Data unavailable

Occupational Code	Occupational Title	Employment Estimate	Employment Percentage Relative Standard Error	Average Hourly Wage	Average Annual Wage	Wage Percentage Relative Standard Error	10th Percentile (Hourly)	25th Percentile (Hourly)	50th Percentile (Hourly)	75th Percentile (Hourly)	90th Percentile (Hourly)	10th Percentile (Annual)	25th Percentile (Annual)	50th Percentile (Annual)	75th Percentile (Annual)	90th Percentile (Annual)
43-5081	Stock Clerks and Order Fillers	860	14.63	\$15.16	\$31,533	3.15	\$10.15	\$11.72	\$14.90	\$17.64	\$20.52	\$21,121	\$24,374	\$30,994	\$36,698	\$42,680
43-6011	Executive Secretaries and Executive Administrative Assistants	240	10.22	\$25.00	\$52,004	2.78	\$16.86	\$19.34	\$24.22	\$29.51	\$34.81	\$35,066	\$40,233	\$50,380	\$61,390	\$72,404
43-6012	Legal Secretaries	60	44.43	\$21.13	\$43,958	6.81	\$15.06	\$17.73	\$20.88	\$24.00	\$29.25	\$31,330	\$36,869	\$43,438	\$49,917	\$60,849
43-6013	Medical Secretaries	170	26.89	\$17.25	\$35,873	6.79	\$10.63	\$12.61	\$16.45	\$19.80	\$25.97	\$22,112	\$26,226	\$34,225	\$41,183	\$54,018
43-6014	Secretaries and Administrative Assistants, Except Legal, Medical,	2140	6.01	\$17.81	\$37,035	2.31	\$9.21	\$13.18	\$17.48	\$22.04	\$26.48	\$19,164	\$27,421	\$36,358	\$45,847	\$55,076
43-9051	Mail Clerks and Mail Machine Operators, Except Postal Service	10	21.98	\$16.06	\$33,411	6.92	\$12.32	\$13.28	\$14.90	\$19.02	\$21.97	\$25,635	\$27,614	\$30,983	\$39,560	\$45,689
43-9061	Office Clerks, General	990	14.5	\$20.46	\$42,567	3.04	\$12.43	\$15.61	\$18.93	\$24.72	\$30.13	\$25,850	\$32,465	\$39,369	\$51,423	\$62,667
43-9199	Office and Administrative Support Workers, All Other	20	37.49	\$12.46	\$25,923	3.94	\$9.97	\$10.77	\$12.28	\$13.91	\$15.28	\$20,741	\$22,409	\$25,537	\$28,939	\$31,791
45-0000	Farming, Fishing, and Forestry Occupations	#	#	\$15.38	\$31,991	7.57	\$8.51	\$9.33	\$12.73	\$17.31	\$24.65	\$17,702	\$19,413	\$26,484	\$36,003	\$51,279
45-1011	First-Line Supervisors of Farming, Fishing, and Forestry Workers	10	18.97	\$25.73	\$53,523	5.5	\$18.95	\$20.22	\$22.34	\$32.92	\$37.87	\$39,418	\$42,059	\$46,461	\$68,480	\$78,773
45-2092	Farmworkers and Laborers, Crop, Nursery, and Greenhouse	50	26.62	\$20.83	\$43,326	19.08	\$8.69	\$10.99	\$15.23	\$18.53	\$28.80	\$18,078	\$22,860	\$31,668	\$38,535	\$59,900
45-2093	Farmworkers, Farm, Ranch, and Aquacultural Animals	160	23.51	\$12.12	\$25,211	8	\$8.34	\$8.85	\$10.58	\$13.65	\$17.39	\$17,345	\$18,402	\$22,010	\$28,384	\$36,181
45-4022	Logging Equipment Operators	40	9.66	\$18.65	\$38,785	7.86	\$12.36	\$13.27	\$15.23	\$24.30	\$27.94	\$25,705	\$27,604	\$31,670	\$50,544	\$58,113
47-0000	Construction and Extraction Occupations	6580	3.47	\$20.78	\$43,216	2.61	\$11.11	\$15.04	\$19.69	\$25.84	\$32.28	\$23,109	\$31,281	\$40,955	\$53,739	\$67,134
47-1011	First-Line Supervisors of Construction Trades and Extraction Work	510	12.22	\$32.31	\$67,211	2.78	\$23.93	\$26.55	\$30.62	\$36.87	\$45.44	\$49,777	\$55,230	\$63,689	\$76,696	\$94,506
47-2022	Stonemasons	140	46	\$18.26	\$37,973	26.18	\$8.44	\$9.10	\$17.47	\$25.96	\$29.82	\$17,556	\$18,930	\$36,346	\$53,992	\$62,030
47-2031	Carpenters	850	15.9	\$20.41	\$42,455	5.82	\$9.51	\$14.79	\$20.20	\$25.34	\$31.46	\$19,790	\$30,764	\$42,010	\$52,717	\$65,439
47-2044	Tile and Marble Setters	#	#	\$18.60	\$38,695	15.95	\$13.05	\$14.90	\$16.81	\$18.73	\$31.69	\$27,147	\$30,987	\$34,970	\$38,954	\$56,906
47-2051	Cement Masons and Concrete Finishers	230	18.62	\$16.52	\$34,362	8.14	\$8.54	\$9.44	\$17.17	\$20.52	\$23.32	\$17,766	\$19,631	\$35,706	\$42,672	\$48,511
47-2061	Construction Laborers	1270	11.24	\$15.07	\$31,343	3.82	\$10.32	\$11.70	\$14.68	\$17.69	\$21.01	\$21,464	\$24,334	\$30,534	\$36,801	\$43,700
47-2071	Paving, Surfacing, and Tamping Equipment Operators	60	31.3	\$21.51	\$44,741	2.82	\$19.12	\$20.02	\$21.52	\$23.02	\$24.12	\$39,763	\$41,638	\$44,763	\$47,887	\$50,161
47-2073	Operating Engineers and Other Construction Equipment Operators	530	12.99	\$22.55	\$46,912	2.53	\$17.15	\$19.59	\$21.97	\$25.38	\$29.22	\$35,670	\$40,755	\$45,692	\$52,784	\$60,776
47-2081	Drywall and Ceiling Tile Installers	100	21.56	\$17.19	\$35,766	7.03	\$12.28	\$13.46	\$16.25	\$20.57	\$22.92	\$25,539	\$27,988	\$33,797	\$42,782	\$47,668
47-2111	Electricians	590	5.78	\$25.12	\$52,255	4.04	\$16.12	\$19.98	\$24.80	\$30.09	\$34.73	\$33,530	\$41,558	\$51,589	\$62,578	\$72,232
47-2141	Painters, Construction and Maintenance	390	5.38	\$15.42	\$32,078	8.79	\$10.06	\$11.13	\$15.07	\$18.32	\$22.41	\$20,915	\$23,142	\$31,343	\$38,101	\$46,604
47-2151	Pipelayers	40	34.19	\$21.82	\$45,379	2.37	\$15.41	\$18.39	\$21.19	\$25.06	\$29.66	\$32,060	\$38,260	\$44,081	\$52,128	\$61,689
47-2152	Plumbers, Pipefitters, and Steamfitters	490	13.01	\$23.04	\$47,932	5.58	\$12.55	\$18.08	\$23.02	\$28.02	\$32.82	\$26,106	\$37,616	\$47,888	\$58,275	\$68,262
47-2161	Plasterers and Stucco Masons	#	#	\$19.11	\$39,753	8.86	\$15.63	\$16.77	\$18.69	\$21.52	\$23.15	\$32,502	\$34,890	\$38,871	\$44,755	\$48,142
47-2181	Roofers	150	34.95	\$15.11	\$31,431	5.49	\$11.91	\$12.84	\$14.38	\$17.14	\$20.20	\$24,768	\$26,697	\$29,912	\$35,642	\$42,007
47-2211	Sheet Metal Workers	#	#	\$21.44	\$44,589	6.97	\$14.13	\$16.63	\$20.53	\$25.66	\$32.07	\$29,394	\$34,597	\$42,692	\$53,365	\$66,703
47-3011	Helpers--Brickmasons, Blockmasons, Stonemasons, and Tile and Marble Setters	#	#	\$15.30	\$31,814	6.86	\$10.51	\$12.58	\$15.22	\$17.94	\$20.95	\$21,864	\$26,170	\$31,663	\$37,308	\$43,570
47-3012	Helpers--Carpenters	30	46.32	\$16.52	\$34,366	5.41	\$13.56	\$15.38	\$16.67	\$17.96	\$18.73	\$28,201	\$31,997	\$34,675	\$37,352	\$38,958
47-3015	Helpers--Pipefitters, Plumbers, Pipefitters, and Steamfitters	30	18.89	#	#	#	#	#	#	#	#	#	#	#	#	#
47-4011	Construction and Building Inspectors	60	44.8	\$32.53	\$67,653	2.87	\$25.21	\$27.67	\$32.06	\$36.04	\$40.87	\$52,437	\$57,550	\$66,691	\$74,965	\$85,003
47-4051	Highway Maintenance Workers	240	2.37	\$20.66	\$42,971	2.02	\$16.04	\$18.80	\$21.33	\$23.00	\$25.51	\$33,368	\$39,099	\$44,370	\$47,834	\$53,060
47-4071	Septic Tank Servicers and Sewer Pipe Cleaners	20	46.43	\$22.40	\$46,588	12.1	\$10.99	\$16.97	\$22.04	\$29.42	\$33.46	\$22,856	\$35,296	\$45,841	\$61,202	\$69,606
49-0000	Installation, Maintenance, and Repair Occupations	3450	4.47	\$21.87	\$45,484	2.07	\$12.65	\$15.12	\$19.69	\$27.16	\$35.39	\$26,311	\$31,460	\$40,965	\$56,491	\$73,614
49-1011	First-Line Supervisors of Mechanics, Installers, and Repairers	250	9.12	\$32.67	\$67,951	2.54	\$20.59	\$25.44	\$32.46	\$38.49	\$45.68	\$42,833	\$52,919	\$67,508	\$80,067	\$95,009
49-2011	Computer, Automated Teller, and Office Machine Repairers	30	44.06	\$18.13	\$37,710	7.88	\$13.30	\$15.36	\$17.38	\$20.20	\$25.06	\$27,670	\$31,956	\$36,152	\$42,008	\$52,127
49-2092	Electric Motor, Power Tool, and Related Repairers	70	38.65	#	#	#	#	#	#	#	#	#	#	#	#	#

Data unavailable

Occupational Code	Occupational Title	Employment Estimate	Employment Percentage Relative Standard Error	Average Hourly Wage	Average Annual Wage	Wage Percentage Relative Standard Error	10th Percentile (Hourly)	25th Percentile (Hourly)	50th Percentile (Hourly)	75th Percentile (Hourly)	90th Percentile (Hourly)	10th Percentile (Annual)	25th Percentile (Annual)	50th Percentile (Annual)	75th Percentile (Annual)	90th Percentile (Annual)
49-2097	Electronic Home Entertainment Equipment Installers and Repairers	20	45.04	\$18.51	\$38,510	10.3	\$13.98	\$15.82	\$17.75	\$21.00	\$24.90	\$29,079	\$32,900	\$36,926	\$43,685	\$51,782
49-2098	Security and Fire Alarm Systems Installers	20	17.68	\$23.87	\$49,660	4.62	\$17.41	\$20.11	\$23.52	\$27.71	\$30.87	\$36,214	\$41,826	\$48,921	\$57,643	\$64,206
49-3021	Automotive Body and Related Repairers	40	12.53	\$29.54	\$61,433	10.82	\$13.62	\$20.67	\$30.03	\$39.62	\$44.17	\$28,338	\$43,001	\$62,465	\$82,403	\$91,868
49-3023	Automotive Service Technicians and Mechanics	270	21.08	\$22.01	\$45,789	9.01	\$9.04	\$15.97	\$20.58	\$25.67	\$31.25	\$18,802	\$33,219	\$42,796	\$53,402	\$65,003
49-3031	Bus and Truck Mechanics and Diesel Engine Specialists	130	48.9	\$21.85	\$45,451	5.06	\$15.56	\$17.08	\$20.34	\$25.67	\$30.13	\$32,363	\$35,523	\$42,300	\$53,400	\$62,664
49-3042	Mobile Heavy Equipment Mechanics, Except Engines	100	19.09	\$23.21	\$48,274	3.25	\$16.63	\$19.28	\$22.87	\$27.14	\$30.04	\$34,599	\$40,099	\$47,577	\$56,457	\$62,486
49-3053	Outdoor Power Equipment and Other Small Engine Mechanics	30	24.26	\$19.92	\$41,426	2.55	\$15.17	\$17.56	\$20.33	\$22.74	\$25.98	\$31,548	\$36,531	\$42,278	\$47,294	\$54,038
49-3091	Bicycle Repairers	180	39.42	\$15.41	\$32,051	2.72	\$12.50	\$13.49	\$15.12	\$17.34	\$18.68	\$25,998	\$28,068	\$31,456	\$36,068	\$38,862
49-9021	Heating, Air Conditioning, and Refrigeration Mechanics and Installers	130	31.38	\$24.66	\$51,290	5.56	\$16.53	\$18.81	\$22.96	\$29.48	\$35.65	\$34,381	\$39,132	\$47,750	\$61,321	\$74,160
49-9031	Home Appliance Repairers	20	46.28	\$22.54	\$46,892	12.57	\$12.98	\$14.62	\$22.04	\$29.13	\$34.27	\$27,001	\$30,411	\$45,840	\$60,593	\$71,279
49-9041	Industrial Machinery Mechanics	120	18.42	\$32.67	\$67,956	7.68	\$17.69	\$22.19	\$35.56	\$42.82	\$46.56	\$36,795	\$46,159	\$73,974	\$89,074	\$96,854
49-9071	Maintenance and Repair Workers, General	1610	6.56	\$19.92	\$41,435	3.03	\$12.48	\$14.21	\$18.09	\$23.68	\$32.16	\$25,960	\$29,567	\$37,634	\$49,264	\$66,896
49-9094	Locksmiths and Safe Repairers	20	7.99	\$18.00	\$37,441	16.05	\$12.36	\$13.23	\$14.69	\$24.04	\$27.57	\$25,708	\$27,525	\$30,554	\$50,005	\$57,347
49-9098	Helpers--Installation, Maintenance, and Repair Workers	30	30.59	\$14.54	\$30,251	3.72	\$10.15	\$12.03	\$13.76	\$16.70	\$21.04	\$21,118	\$25,027	\$28,618	\$34,745	\$43,757
49-9099	Installation, Maintenance, and Repair Workers, All Other	190	15.56	\$20.82	\$43,312	6.4	\$11.55	\$15.43	\$20.49	\$26.44	\$29.64	\$24,023	\$32,090	\$42,624	\$54,998	\$61,648
51-0000	Production Occupations	1550	9.42	\$20.08	\$41,776	3.95	\$9.84	\$12.43	\$17.75	\$25.78	\$35.09	\$20,467	\$25,859	\$36,929	\$53,619	\$72,996
51-1011	First-Line Supervisors of Production and Operating Workers	70	18.09	\$27.78	\$57,787	4.72	\$19.80	\$21.59	\$25.01	\$33.86	\$39.23	\$41,175	\$44,907	\$52,023	\$70,433	\$81,608
51-3011	Bakers	160	35.77	\$17.06	\$35,487	6.73	\$12.30	\$13.85	\$16.41	\$18.77	\$24.29	\$25,593	\$28,818	\$34,133	\$39,037	\$50,515
51-3021	Butchers and Meat Cutters	20	12.22	\$17.20	\$35,782	9.53	\$10.80	\$13.93	\$18.20	\$20.89	\$22.44	\$22,461	\$28,979	\$37,849	\$43,446	\$46,682
51-4121	Welders, Cutters, Solderers, and Brazers	60	9.96	\$26.83	\$55,816	3.63	\$21.77	\$24.90	\$27.07	\$29.23	\$30.54	\$45,279	\$51,788	\$56,296	\$60,804	\$63,529
51-5112	Printing Press Operators	30	33.55	\$17.28	\$35,946	5.47	\$10.25	\$11.74	\$16.39	\$22.28	\$27.22	\$21,314	\$24,422	\$34,097	\$46,344	\$56,612
51-5113	Print Binding and Finishing Workers	20	41.45	\$13.61	\$28,313	14.2	\$10.04	\$10.57	\$11.45	\$14.17	\$24.68	\$20,881	\$21,979	\$23,810	\$29,471	\$51,337
51-6011	Laundry and Dry-Cleaning Workers	270	11.38	\$12.73	\$26,482	2.77	\$9.64	\$10.42	\$11.71	\$14.29	\$17.91	\$20,046	\$21,673	\$24,347	\$29,729	\$37,257
51-6031	Sewing Machine Operators	80	29.49	\$13.41	\$27,901	10.69	\$8.41	\$9.04	\$14.00	\$16.80	\$18.23	\$17,501	\$18,793	\$29,117	\$34,945	\$37,917
51-7011	Cabinetmakers and Bench Carpenters	60	44.56	\$17.87	\$37,169	6.91	\$12.89	\$14.81	\$17.33	\$20.80	\$23.78	\$26,813	\$30,801	\$36,036	\$43,261	\$49,458
51-7041	Sawing Machine Setters, Operators, and Tenders, Wood	30	8.04	\$18.86	\$39,226	3.4	\$13.14	\$15.39	\$19.55	\$22.09	\$23.64	\$27,341	\$32,003	\$40,662	\$45,953	\$49,170
51-8021	Stationary Engineers and Boiler Operators	50	36.81	\$20.72	\$43,098	2.27	\$13.08	\$15.47	\$20.27	\$23.15	\$28.67	\$27,210	\$32,186	\$42,169	\$48,150	\$59,625
51-8031	Water and Wastewater Treatment Plant and System Operators	180	14.61	\$28.94	\$60,200	3.26	\$20.81	\$23.97	\$28.88	\$34.06	\$37.42	\$43,284	\$49,849	\$60,070	\$70,847	\$77,834
51-8099	Plant and System Operators, All Other	10	23.46	\$27.23	\$56,637	13.51	\$13.00	\$14.59	\$32.21	\$33.67	\$35.89	\$27,032	\$30,340	\$67,002	\$70,041	\$74,646
51-9012	Separating, Filtering, Clarifying, Precipitating, and Still Machine Setters, Operators, and Tenders	#	#	\$18.99	\$39,502	11.95	\$13.03	\$15.02	\$18.30	\$22.89	\$26.71	\$27,093	\$31,237	\$38,074	\$47,606	\$55,549
51-9071	Jewelers and Precious Stone and Metal Workers	50	39.2	\$25.85	\$53,776	28.45	\$10.35	\$11.80	\$18.49	\$40.95	\$44.07	\$21,525	\$24,535	\$38,464	\$85,176	\$91,667
51-9122	Painters, Transportation Equipment	20	25.08	\$31.42	\$65,361	19.58	\$13.49	\$20.68	\$28.45	\$39.40	\$62.43	\$28,069	\$43,007	\$59,176	\$81,959	\$129,864
51-9151	Photographic Process Workers and Processing Machine Operators	#	#	\$28.54	\$59,368	12.88	\$9.33	\$17.67	\$22.19	\$40.19	\$61.68	\$19,412	\$36,747	\$46,145	\$83,589	\$128,293
51-9198	Helpers--Production Workers	#	#	\$12.33	\$25,640	7.49	\$8.42	\$9.06	\$10.63	\$14.72	\$20.31	\$17,522	\$18,845	\$22,104	\$30,618	\$42,239
53-0000	Transportation and Material Moving Occupations	3280	5.1	\$18.63	\$38,757	2.13	\$10.45	\$13.27	\$17.23	\$22.55	\$29.13	\$21,730	\$27,597	\$35,847	\$46,911	\$60,594
53-1021	First-Line Supervisors of Helpers, Laborers, and Material Movers	20	43.02	\$19.22	\$39,971	5.1	\$14.81	\$16.28	\$18.48	\$22.55	\$26.82	\$30,806	\$33,852	\$38,448	\$46,901	\$55,794
53-1031	First-Line Supervisors of Transportation and Material-Moving Mach	140	7.31	\$28.34	\$58,955	2.75	\$18.92	\$23.34	\$28.09	\$33.83	\$38.77	\$39,356	\$48,547	\$58,436	\$70,377	\$80,634
53-3011	Ambulance Drivers and Attendants, Except Emergency Medical Technicians	10	26.42	\$10.60	\$22,039	11.77	\$8.27	\$8.68	\$9.37	\$12.87	\$14.12	\$17,209	\$18,063	\$19,486	\$26,779	\$29,368
53-3021	Bus Drivers, Transit and Intercity	360	0	\$19.14	\$39,819	1.87	\$15.67	\$16.65	\$18.29	\$21.33	\$23.71	\$32,590	\$34,634	\$38,040	\$44,375	\$49,323

Data unavailable

Occupational Code	Occupational Title	Employment Estimate	Employment Percentage Relative Standard Error	Average Hourly Wage	Average Annual Wage	Wage Percentage Relative Standard Error	10th Percentile (Hourly)	25th Percentile (Hourly)	50th Percentile (Hourly)	75th Percentile (Hourly)	90th Percentile (Hourly)	10th Percentile (Annual)	25th Percentile (Annual)	50th Percentile (Annual)	75th Percentile (Annual)	90th Percentile (Annual)
53-3022	Bus Drivers, School or Special Client	#	#	\$17.55	\$36,495	5.17	\$12.59	\$14.47	\$16.71	\$19.71	\$25.49	\$26,179	\$30,107	\$34,752	\$41,002	\$53,024
53-3031	Driver/Sales Workers	#	#	\$12.17	\$25,311	11.27	\$8.40	\$8.99	\$10.70	\$14.60	\$18.66	\$17,467	\$18,707	\$22,246	\$30,358	\$38,811
53-3032	Heavy and Tractor-Trailer Truck Drivers	450	14.77	\$23.95	\$49,812	4.97	\$15.82	\$19.86	\$22.60	\$27.76	\$35.88	\$32,899	\$41,318	\$46,999	\$57,745	\$74,640
53-3033	Light Truck or Delivery Services Drivers	390	15.8	\$19.40	\$40,345	5.15	\$10.87	\$15.36	\$18.85	\$23.01	\$28.53	\$22,618	\$31,955	\$39,209	\$47,861	\$59,347
53-3041	Taxi Drivers and Chauffeurs	380	4.95	\$14.45	\$30,061	3.06	\$10.52	\$12.41	\$14.32	\$16.67	\$18.17	\$21,873	\$25,811	\$29,781	\$34,664	\$37,789
53-3099	Motor Vehicle Operators, All Other	70	29.86	\$23.41	\$48,699	13.53	\$9.92	\$14.98	\$20.99	\$27.53	\$32.99	\$20,628	\$31,166	\$43,663	\$57,255	\$68,624
53-6021	Parking Lot Attendants	100	14.74	\$11.60	\$24,137	2.01	\$8.35	\$8.88	\$10.88	\$13.78	\$16.18	\$17,374	\$18,474	\$22,632	\$28,670	\$33,659
53-6031	Automotive and Watercraft Service Attendants	60	23.59	\$13.31	\$27,680	11.07	\$8.61	\$9.60	\$12.47	\$15.00	\$21.05	\$17,910	\$19,974	\$25,946	\$31,206	\$43,794
53-7021	Crane and Tower Operators	#	#	\$31.89	\$66,328	4.51	\$25.49	\$28.07	\$32.21	\$35.67	\$37.81	\$53,019	\$58,385	\$66,992	\$74,186	\$78,635
53-7032	Excavating and Loading Machine and Dragline Operators	70	44.53	\$23.32	\$48,509	8.38	\$15.67	\$20.25	\$24.88	\$27.59	\$29.21	\$32,593	\$42,127	\$51,758	\$57,381	\$60,754
53-7051	Industrial Truck and Tractor Operators	30	20.9	\$18.24	\$37,932	4.42	\$11.91	\$13.38	\$16.34	\$20.81	\$31.20	\$24,772	\$27,838	\$33,991	\$43,289	\$64,898
53-7061	Cleaners of Vehicles and Equipment	60	30.72	\$12.76	\$26,534	5.35	\$8.66	\$9.82	\$12.37	\$15.28	\$17.75	\$18,022	\$20,435	\$25,722	\$31,785	\$36,923
53-7062	Laborers and Freight, Stock, and Material Movers, Hand	590	18.67	\$14.91	\$31,008	3.43	\$10.26	\$12.12	\$13.97	\$17.18	\$21.62	\$21,334	\$25,218	\$29,066	\$35,729	\$44,977
53-7064	Packers and Packagers, Hand	50	37.58	\$11.45	\$23,822	5.55	\$9.81	\$10.31	\$11.13	\$12.55	\$14.10	\$20,408	\$21,437	\$23,152	\$26,113	\$29,338
53-7081	Refuse and Recyclable Material Collectors	130	18.1	\$20.23	\$42,087	7.28	\$12.31	\$15.48	\$18.66	\$24.19	\$31.80	\$25,609	\$32,202	\$38,822	\$50,315	\$66,137

Data unavailable

Occupational Code	Occupational Title	Employment Estimate	Employment Percentage Relative Standard Error	Average Hourly Wage	Average Annual Wage	Wage Percentage Relative Standard Error	10th Percentile (Hourly)	25th Percentile (Hourly)	50th Percentile (Hourly)	75th Percentile (Hourly)	90th Percentile (Hourly)	10th Percentile (Annual)	25th Percentile (Annual)	50th Percentile (Annual)	75th Percentile (Annual)	90th Percentile (Annual)
00-0000	Total all occupations	19430	1.76	\$18.57	\$38,624	2.82	\$8.71	\$10.28	\$15.98	\$23.24	\$31.43	\$18,113	\$21,390	\$33,245	\$48,337	\$65,377
11-0000	Management Occupations	580	8.27	\$36.83	\$76,617	2.85	\$17.60	\$26.79	\$34.15	\$42.78	\$56.71	\$36,611	\$55,723	\$71,036	\$88,986	\$117,953
11-1021	General and Operations Managers	240	18.27	\$39.04	\$81,198	3.95	\$19.15	\$27.66	\$34.25	\$45.84	\$67.31	\$39,834	\$57,537	\$71,241	\$95,350	\$140,008
11-1031	Legislators	30	3.47	#	#	#	#	#	#	#	#	#	#	#	#	#
11-3031	Financial Managers	20	12.49	\$48.82	\$101,552	8.26	\$31.22	\$35.11	\$43.00	\$54.37	\$65.76	\$64,940	\$73,029	\$89,434	\$113,085	\$136,787
11-9031	Education Administrators, Preschool and Childcare Center/Program	10	35.96	\$20.84	\$43,348	3.14	\$13.27	\$16.17	\$20.34	\$23.02	\$32.91	\$27,597	\$33,630	\$42,311	\$47,875	\$68,456
11-9032	Education Administrators, Elementary and Secondary School	50	1.74	#	\$67,510	2.2	#	#	#	#	#	\$50,581	\$57,209	\$67,968	\$77,554	\$88,455
11-9111	Medical and Health Services Managers	40	20.61	\$37.29	\$77,568	8.89	\$24.60	\$30.76	\$35.38	\$42.43	\$61.92	\$51,176	\$63,987	\$73,588	\$88,250	\$128,787
11-9131	Postmasters and Mail Superintendents	10	0	\$33.34	\$69,340	2.67	\$28.51	\$30.35	\$34.55	\$37.33	\$39.44	\$59,303	\$63,123	\$71,874	\$77,639	\$82,033
11-9151	Social and Community Service Managers	20	6.1	\$34.86	\$72,500	2.68	\$15.17	\$32.17	\$37.89	\$42.32	\$45.00	\$31,556	\$66,924	\$78,818	\$88,029	\$93,593
11-9199	Managers, All Other	50	5.57	\$39.96	\$83,122	4.86	\$18.46	\$34.35	\$40.72	\$49.01	\$58.46	\$38,400	\$71,451	\$84,707	\$101,934	\$121,599
13-0000	Business and Financial Operations Occupations	600	6.26	\$27.06	\$56,290	3.45	\$12.11	\$17.68	\$25.36	\$33.46	\$43.62	\$25,189	\$36,778	\$52,760	\$69,593	\$90,723
13-1041	Compliance Officers, Except Agriculture, Construction, Health and Safety, and Transportation	30	9.26	\$30.64	\$63,727	3.53	\$17.76	\$24.58	\$31.95	\$37.44	\$38.40	\$36,949	\$51,121	\$66,459	\$77,867	\$79,870
13-1051	Cost Estimators	20	32.39	\$19.98	\$41,556	8.46	\$11.20	\$17.80	\$20.53	\$22.73	\$26.96	\$23,287	\$37,014	\$42,697	\$47,271	\$56,086
13-1071	Human Resources Specialists	30	11.49	\$29.84	\$62,071	3.85	\$14.02	\$23.08	\$29.18	\$34.19	\$47.87	\$29,160	\$48,012	\$60,704	\$71,120	\$99,576
13-1111	Management Analysts	20	49.38	\$35.30	\$73,432	6.11	\$15.52	\$24.73	\$38.55	\$48.48	\$54.95	\$32,284	\$51,437	\$80,193	\$100,847	\$114,305
13-1131	Fundraisers	#	#	\$26.86	\$55,867	6.34	\$24.28	\$25.35	\$27.14	\$28.93	\$30.03	\$50,497	\$52,731	\$56,454	\$60,178	\$62,469
13-1161	Market Research Analysts and Marketing Specialists	20	24.37	\$14.64	\$30,455	7.16	\$9.34	\$11.89	\$13.70	\$18.19	\$21.81	\$19,421	\$24,734	\$28,489	\$37,835	\$45,358
13-1199	Business Operations Specialists, All Other	170	6.9	\$29.36	\$61,078	4.45	\$13.31	\$21.99	\$27.27	\$34.38	\$45.02	\$27,685	\$45,743	\$56,725	\$71,521	\$93,652
13-2011	Accountants and Auditors	120	15.71	\$29.03	\$60,384	7.05	\$14.15	\$21.42	\$28.27	\$35.13	\$41.27	\$29,430	\$44,559	\$58,811	\$73,079	\$85,850
13-2021	Appraisers and Assessors of Real Estate	40	20.56	\$25.51	\$53,052	23.64	\$8.95	\$15.62	\$18.44	\$41.52	\$51.69	\$18,616	\$32,482	\$38,352	\$86,359	\$107,505
13-2072	Loan Officers	40	25.26	\$26.58	\$55,291	6.64	\$15.01	\$17.86	\$21.61	\$31.65	\$45.89	\$31,211	\$37,149	\$44,954	\$65,840	\$95,445
15-0000	Computer and Mathematical Occupations	190	9.48	\$30.48	\$63,394	9.61	\$14.45	\$18.46	\$26.78	\$37.17	\$49.69	\$30,061	\$38,389	\$55,710	\$77,309	\$103,346
15-1131	Computer Programmers	40	29.69	\$28.91	\$60,128	5.99	\$20.22	\$23.20	\$27.47	\$34.70	\$40.11	\$42,054	\$48,260	\$57,141	\$72,186	\$83,438
15-1134	Web Developers	20	43.38	#	#	#	#	#	#	#	#	#	#	#	#	#
15-1142	Network and Computer Systems Administrators	30	12.99	\$30.18	\$62,782	5	\$19.97	\$23.48	\$30.16	\$36.54	\$42.98	\$41,543	\$48,836	\$62,739	\$76,012	\$89,408
15-1151	Computer User Support Specialists	40	20.42	\$18.40	\$38,263	8.27	\$10.50	\$13.12	\$17.98	\$22.87	\$27.58	\$21,839	\$27,288	\$37,398	\$47,567	\$57,369
15-1152	Computer Network Support Specialists	#	#	\$19.31	\$40,167	3.28	\$15.10	\$15.86	\$17.13	\$18.41	\$32.75	\$31,413	\$32,983	\$35,636	\$38,289	\$68,118
15-1199	Computer Occupations, All Other	20	20.32	\$58.98	\$122,683	28.41	\$26.24	\$29.78	\$37.45	\$92.66	\$92.66	\$54,569	\$61,938	\$77,902	\$192,743	\$192,743
17-0000	Architecture and Engineering Occupations	#	#	\$27.98	\$58,191	4.18	\$13.91	\$21.38	\$27.92	\$34.16	\$40.13	\$28,943	\$44,460	\$58,069	\$71,054	\$83,471
19-0000	Life, Physical, and Social Science Occupations	210	2.2	\$28.07	\$58,379	3.19	\$13.60	\$15.21	\$26.35	\$35.64	\$40.98	\$28,279	\$31,637	\$54,812	\$74,137	\$85,234
19-1023	Zoologists and Wildlife Biologists	10	0	\$31.18	\$64,849	2.57	\$26.35	\$27.43	\$31.18	\$32.89	\$36.24	\$54,812	\$57,044	\$64,844	\$68,422	\$75,375
19-1031	Conservation Scientists	10	0	\$33.15	\$68,946	2.86	\$24.35	\$30.32	\$32.99	\$36.23	\$42.62	\$50,638	\$63,076	\$68,619	\$75,364	\$88,650
19-3031	Clinical, Counseling, and School Psychologists	20	8.52	\$53.85	\$112,011	11.4	\$35.64	\$36.56	\$40.16	\$56.04	\$100.00	\$74,139	\$76,054	\$83,524	\$116,555	\$208,000
19-4021	Biological Technicians	20	0	\$20.26	\$42,132	3.02	\$15.20	\$15.21	\$19.45	\$19.92	\$34.05	\$31,619	\$31,630	\$40,464	\$41,439	\$70,834
19-4093	Forest and Conservation Technicians	60	0	\$16.75	\$34,837	1.99	\$13.59	\$13.59	\$15.20	\$18.24	\$26.11	\$28,268	\$28,276	\$31,619	\$37,950	\$54,314
21-0000	Community and Social Services Occupations	430	3.84	\$24.62	\$51,201	1.65	\$15.43	\$19.04	\$24.10	\$30.57	\$34.10	\$32,101	\$39,609	\$50,130	\$63,590	\$70,935
21-1012	Educational, Guidance, School, and Vocational Counselors	30	10.25	\$25.43	\$52,903	4.06	\$17.69	\$23.10	\$26.10	\$28.74	\$32.29	\$36,786	\$48,054	\$54,293	\$59,786	\$67,171
21-1014	Mental Health Counselors	70	6.02	\$25.30	\$52,620	2.75	\$22.34	\$22.72	\$23.47	\$27.13	\$29.51	\$46,463	\$47,266	\$48,813	\$56,426	\$61,379
21-1021	Child, Family, and School Social Workers	80	1.9	\$22.41	\$46,613	3.55	\$15.69	\$17.07	\$19.96	\$25.22	\$35.64	\$32,626	\$35,503	\$41,509	\$52,468	\$74,127
21-1022	Healthcare Social Workers	30	6.79	\$21.50	\$44,730	6.59	\$11.73	\$16.44	\$20.56	\$22.82	\$35.98	\$24,390	\$34,205	\$42,763	\$47,472	\$74,845
21-1093	Social and Human Service Assistants	20	35.37	\$15.85	\$32,975	6.52	\$11.35	\$13.95	\$16.25	\$17.94	\$19.77	\$23,608	\$29,024	\$33,810	\$37,324	\$41,118
21-1099	Community and Social Service Specialists, All Other	30	11.58	\$18.69	\$38,880	3.82	\$10.64	\$12.29	\$19.35	\$22.63	\$28.37	\$22,134	\$25,569	\$40,252	\$47,078	\$59,002
23-0000	Legal Occupations	100	15.72	\$34.52	\$71,804	4.4	\$16.17	\$21.36	\$27.55	\$52.69	\$62.17	\$33,630	\$44,429	\$57,300	\$109,591	\$129,313

Data unavailable

Occupational Code	Occupational Title	Employment Estimate	Employment Percentage Relative Standard Error	Average Hourly Wage	Average Annual Wage	Wage Percentage Relative Standard Error	10th Percentile (Hourly)	25th Percentile (Hourly)	50th Percentile (Hourly)	75th Percentile (Hourly)	90th Percentile (Hourly)	10th Percentile (Annual)	25th Percentile (Annual)	50th Percentile (Annual)	75th Percentile (Annual)	90th Percentile (Annual)
23-1011	Lawyers	40	15.02	\$45.43	\$94,502	9.22	\$26.52	\$29.53	\$48.28	\$61.01	\$67.16	\$55,161	\$61,432	\$100,423	\$126,907	\$139,691
23-2011	Paralegals and Legal Assistants	40	25.73	\$21.02	\$43,727	5	\$14.85	\$17.45	\$21.26	\$24.49	\$27.94	\$30,880	\$36,292	\$44,228	\$50,947	\$58,115
23-2099	Legal Support Workers, All Other	10	18.24	\$24.88	\$51,753	5.59	\$13.81	\$18.14	\$23.63	\$28.50	\$35.61	\$28,721	\$37,726	\$49,150	\$59,287	\$74,066
25-0000	Education, Training, and Library Occupations	1220	4.39	\$19.44	\$40,427	2.61	\$10.13	\$13.66	\$19.20	\$23.78	\$28.71	\$21,062	\$28,405	\$39,940	\$49,460	\$59,714
25-2011	Preschool Teachers, Except Special Education	80	18.61	\$13.01	\$27,051	9.05	\$8.68	\$9.82	\$12.53	\$14.70	\$18.14	\$18,062	\$20,425	\$26,072	\$30,570	\$37,732
25-2012	Kindergarten Teachers, Except Special Education	30	3.28	#	\$41,946	2.18	#	#	#	#	#	\$31,862	\$35,590	\$41,745	\$47,697	\$55,103
25-2021	Elementary School Teachers, Except Special Education	240	5.77	#	\$43,661	2.27	#	#	#	#	#	\$30,735	\$36,132	\$43,287	\$49,720	\$58,927
25-2022	Middle School Teachers, Except Special and Career/Technical Educa	140	6.53	#	\$41,117	1.89	#	#	#	#	#	\$31,442	\$34,830	\$40,670	\$46,753	\$53,735
25-2031	Secondary School Teachers, Except Special and Career/Technical Ed	180	13.11	#	\$44,724	6.05	#	#	#	#	#	\$31,606	\$36,639	\$43,386	\$50,281	\$60,373
25-2032	Career/Technical Education Teachers, Secondary School	20	4.62	#	\$44,837	2.34	#	#	#	#	#	\$33,714	\$39,983	\$44,500	\$48,972	\$57,639
25-2052	Special Education Teachers, Kindergarten and Elementary School	40	5.11	#	\$50,702	2.85	#	#	#	#	#	\$36,274	\$41,066	\$45,443	\$53,546	\$77,831
25-2053	Special Education Teachers, Middle School	30	6.56	#	\$44,264	2.98	#	#	#	#	#	\$34,385	\$39,557	\$43,409	\$47,260	\$52,606
25-2054	Special Education Teachers, Secondary School	20	10.45	#	\$42,056	2.52	#	#	#	#	#	\$30,980	\$34,548	\$40,558	\$49,983	\$57,436
25-3097	Teachers and Instructors, All Other, Except Substitute Teachers	30	5.38	#	\$65,622	4.43	#	#	#	#	#	\$45,699	\$65,708	\$71,513	\$75,365	\$75,375
25-4021	Librarians	20	22.6	\$24.91	\$51,803	5.13	\$12.05	\$13.78	\$21.98	\$34.31	\$42.16	\$25,062	\$28,671	\$45,710	\$71,374	\$87,693
25-4031	Library Technicians	40	31.6	\$12.46	\$25,911	4.55	\$8.89	\$10.32	\$12.71	\$14.13	\$15.00	\$18,481	\$21,470	\$26,440	\$29,389	\$31,208
25-9031	Instructional Coordinators	10	9.01	\$28.07	\$58,379	2.75	\$16.59	\$25.05	\$28.65	\$34.49	\$38.38	\$34,512	\$52,096	\$59,582	\$71,748	\$79,836
25-9041	Teacher Assistants	220	9.32	#	\$23,381	2.12	#	#	#	#	#	\$17,662	\$19,196	\$22,239	\$25,898	\$30,131
25-9099	Education, Training, and Library Workers, All Other	20	43.32	\$24.38	\$50,709	2.75	\$20.30	\$22.32	\$24.83	\$26.81	\$28.19	\$42,218	\$46,428	\$51,645	\$55,760	\$58,628
27-0000	Arts, Design, Entertainment, Sports, and Media Occupations	180	12.8	\$16.48	\$34,280	9.91	\$8.38	\$8.95	\$10.89	\$18.75	\$33.23	\$17,426	\$18,606	\$22,641	\$39,005	\$69,113
27-1024	Graphic Designers	20	38.08	\$19.77	\$41,124	26.48	\$9.92	\$10.92	\$13.24	\$26.34	\$47.79	\$20,633	\$22,721	\$27,541	\$54,779	\$99,406
27-2022	Coaches and Scouts	#	#	#	\$25,916	27.4	#	#	#	#	#	\$17,020	\$17,590	\$18,540	\$19,490	\$39,291
27-3031	Public Relations Specialists	10	35.1	\$18.01	\$37,451	10.62	\$8.91	\$10.17	\$16.22	\$23.37	\$33.28	\$18,537	\$21,147	\$33,743	\$48,605	\$69,226
29-0000	Healthcare Practitioners and Technical Occupations	1160	3.72	\$30.43	\$63,289	2.91	\$13.03	\$18.81	\$28.12	\$36.06	\$49.91	\$27,100	\$39,125	\$58,486	\$74,996	\$103,807
29-1021	Dentists, General	10	23.76	\$47.03	\$97,826	7.3	\$26.65	\$30.27	\$45.70	\$59.73	\$61.45	\$55,437	\$62,966	\$95,050	\$124,233	\$127,810
29-1051	Pharmacists	30	19.8	\$57.52	\$119,633	2.68	\$49.64	\$52.65	\$56.45	\$63.59	\$70.96	\$103,257	\$109,520	\$117,410	\$132,271	\$147,605
29-1062	Family and General Practitioners	30	10.73	\$82.31	\$171,202	6.93	\$46.13	\$65.12	\$78.09	\$93.55	\$94.18	\$95,949	\$135,453	\$162,423	\$194,589	\$195,885
29-1069	Physicians and Surgeons, All Other	10	31.23	\$62.18	\$129,342	24.86	\$11.57	\$24.55	\$56.55	\$78.56	\$94.50	\$24,059	\$51,057	\$117,625	\$163,398	\$196,568
29-1071	Physician Assistants	20	22.98	\$41.27	\$85,841	4.83	\$20.87	\$36.38	\$41.67	\$50.86	\$55.86	\$43,408	\$75,671	\$86,671	\$105,785	\$116,181
29-1122	Occupational Therapists	20	9.84	\$35.13	\$73,078	3.05	\$23.23	\$29.07	\$34.93	\$42.22	\$47.18	\$48,311	\$60,475	\$72,649	\$87,808	\$98,135
29-1123	Physical Therapists	20	9.14	\$38.04	\$79,121	4.11	\$30.64	\$32.34	\$35.16	\$39.44	\$56.16	\$63,731	\$67,257	\$73,133	\$82,025	\$116,820
29-1126	Respiratory Therapists	20	33.33	\$26.56	\$55,242	3.25	\$21.47	\$24.28	\$26.64	\$28.99	\$32.32	\$44,668	\$50,508	\$55,405	\$60,303	\$67,229
29-1127	Speech-Language Pathologists	40	4.66	\$37.00	\$76,962	4.03	\$25.82	\$32.20	\$38.09	\$43.93	\$48.23	\$53,709	\$66,970	\$79,226	\$91,373	\$100,315
29-1131	Veterinarians	20	27.85	\$26.64	\$55,410	29.29	\$15.59	\$16.63	\$18.36	\$38.98	\$54.64	\$32,425	\$34,583	\$38,181	\$81,088	\$113,655
29-1141	Registered Nurses	390	4.09	\$30.42	\$63,283	3.44	\$22.33	\$27.02	\$30.56	\$34.43	\$38.68	\$46,456	\$56,200	\$63,567	\$71,610	\$80,453
29-1171	Nurse Practitioners	20	10.28	\$44.75	\$93,090	5.33	\$37.60	\$39.58	\$42.73	\$47.01	\$64.27	\$78,215	\$82,324	\$88,869	\$97,774	\$133,690
29-2012	Medical and Clinical Laboratory Technicians	10	41.82	\$26.19	\$54,471	5.55	\$20.25	\$24.22	\$26.59	\$28.96	\$31.86	\$42,121	\$50,371	\$55,300	\$60,228	\$66,260
29-2021	Dental Hygienists	40	23.96	\$35.64	\$74,122	4.36	\$29.75	\$31.67	\$35.79	\$40.33	\$43.98	\$61,887	\$65,868	\$74,437	\$83,883	\$91,488
29-2034	Radiologic Technologists and Technicians	20	0	\$23.99	\$49,909	2.61	\$17.91	\$20.90	\$23.53	\$27.79	\$29.67	\$37,254	\$43,473	\$48,941	\$57,803	\$61,715
29-2041	Emergency Medical Technicians and Paramedics	90	20.87	\$14.28	\$29,701	5.97	\$9.47	\$10.34	\$12.01	\$17.19	\$21.64	\$19,696	\$21,506	\$24,991	\$35,758	\$45,003
29-2052	Pharmacy Technicians	40	9.04	\$14.80	\$30,785	2.36	\$12.23	\$13.15	\$14.68	\$16.67	\$18.00	\$25,441	\$27,350	\$30,531	\$34,667	\$37,443
29-2056	Veterinary Technologists and Technicians	10	45.89	\$12.91	\$26,848	21.98	\$8.41	\$9.02	\$10.83	\$16.49	\$18.36	\$17,490	\$18,764	\$22,536	\$34,297	\$38,191
29-2061	Licensed Practical and Licensed Vocational Nurses	100	16.94	\$18.49	\$38,450	4.19	\$9.04	\$16.35	\$19.12	\$21.74	\$23.60	\$18,794	\$34,017	\$39,779	\$45,222	\$49,090

Data unavailable

Occupational Code	Occupational Title	Employment Estimate	Employment Percentage Relative Standard Error	Average Hourly Wage	Average Annual Wage	Wage Percentage Relative Standard Error	10th Percentile (Hourly)	25th Percentile (Hourly)	50th Percentile (Hourly)	75th Percentile (Hourly)	90th Percentile (Hourly)	10th Percentile (Annual)	25th Percentile (Annual)	50th Percentile (Annual)	75th Percentile (Annual)	90th Percentile (Annual)
29-2071	Medical Records and Health Information Technicians	60	2.5	\$16.24	\$33,788	4.75	\$10.52	\$12.09	\$14.75	\$18.39	\$23.10	\$21,879	\$25,144	\$30,689	\$38,258	\$48,040
29-2081	Opticians, Dispensing	30	48.91	\$15.86	\$32,997	8.6	\$9.15	\$12.89	\$15.50	\$17.93	\$24.50	\$19,022	\$26,811	\$32,245	\$37,304	\$50,966
31-0000	Healthcare Support Occupations	530	9.33	\$13.24	\$27,547	2.54	\$8.93	\$10.43	\$12.78	\$15.12	\$18.11	\$18,568	\$21,692	\$26,574	\$31,457	\$37,677
31-1011	Home Health Aides	60	42.86	\$10.12	\$21,040	4.96	\$8.33	\$8.83	\$9.76	\$11.28	\$12.92	\$17,327	\$18,358	\$20,308	\$23,466	\$26,883
31-1014	Nursing Assistants	270	12.23	\$12.11	\$25,194	2.34	\$8.90	\$10.23	\$12.26	\$13.64	\$15.19	\$18,510	\$21,280	\$25,508	\$28,373	\$31,587
31-2011	Occupational Therapy Assistants	20	4.08	\$21.10	\$43,879	4.48	\$17.30	\$17.31	\$20.12	\$24.46	\$27.85	\$35,985	\$36,000	\$41,854	\$50,882	\$57,927
31-9091	Dental Assistants	40	15.25	\$15.93	\$33,143	8.52	\$9.76	\$12.74	\$15.75	\$18.41	\$22.44	\$20,301	\$26,509	\$32,757	\$38,290	\$46,678
31-9092	Medical Assistants	80	22.09	\$14.86	\$30,902	2.43	\$11.87	\$12.98	\$14.85	\$16.92	\$18.16	\$24,690	\$26,994	\$30,896	\$35,198	\$37,774
31-9096	Veterinary Assistants and Laboratory Animal Caretakers	20	23.2	\$11.52	\$23,968	7.71	\$8.65	\$9.76	\$10.98	\$12.95	\$16.12	\$17,992	\$20,302	\$22,829	\$26,941	\$33,528
31-9099	Healthcare Support Workers, All Other	20	1.88	\$16.34	\$33,989	5.13	\$9.78	\$10.99	\$14.88	\$18.76	\$27.65	\$20,352	\$22,854	\$30,948	\$39,019	\$57,511
33-0000	Protective Service Occupations	2320	0.19	\$22.93	\$47,695	2.23	\$18.76	\$19.72	\$21.73	\$26.43	\$30.13	\$39,011	\$41,023	\$45,204	\$54,971	\$62,676
33-1011	First-Line Supervisors of Correctional Officers	190	0.06	\$31.30	\$65,095	2.47	\$24.41	\$28.42	\$32.02	\$33.47	\$36.23	\$50,777	\$59,107	\$66,592	\$69,613	\$75,365
33-1012	First-Line Supervisors of Police and Detectives	20	0.57	\$34.02	\$70,764	2.58	\$21.60	\$25.49	\$32.98	\$42.30	\$47.89	\$44,928	\$53,021	\$68,603	\$87,975	\$99,613
33-1021	First-Line Supervisors of Fire Fighting and Prevention Workers	10	6.31	\$31.94	\$66,442	3.3	\$13.63	\$16.78	\$34.85	\$43.13	\$53.98	\$28,345	\$34,911	\$72,479	\$89,706	\$112,269
33-3012	Correctional Officers and Jailers	1860	0.03	\$22.43	\$46,644	2.76	\$18.99	\$19.72	\$20.33	\$25.61	\$28.50	\$39,509	\$41,025	\$42,294	\$53,267	\$59,290
33-3021	Detectives and Criminal Investigators	30	1.87	\$24.85	\$51,682	2.03	\$19.32	\$20.82	\$22.96	\$27.93	\$34.75	\$40,176	\$43,299	\$47,761	\$58,089	\$72,288
33-3051	Police and Sheriffs Patrol Officers	90	0.87	\$20.71	\$43,087	1.62	\$15.25	\$16.55	\$18.76	\$23.46	\$29.85	\$31,710	\$34,417	\$39,014	\$48,796	\$62,098
33-9032	Security Guards	20	5.58	#	#	#	#	#	#	#	#	#	#	#	#	#
33-9099	Protective Service Workers, All Other	20	3.16	\$13.53	\$28,138	3.03	\$8.64	\$9.56	\$12.80	\$15.32	\$19.14	\$17,962	\$19,880	\$26,629	\$31,860	\$39,808
35-0000	Food Preparation and Serving-Related Occupations	2320	3.64	\$11.29	\$23,480	3.16	\$8.24	\$8.61	\$9.21	\$11.50	\$18.59	\$17,144	\$17,900	\$19,160	\$23,918	\$38,673
35-1011	Chefs and Head Cooks	30	21.97	\$27.14	\$56,456	5.96	\$25.20	\$26.19	\$28.21	\$28.22	\$28.22	\$52,419	\$54,481	\$58,680	\$58,691	\$58,697
35-1012	First-Line Supervisors of Food Preparation and Serving Workers	190	29.01	\$16.62	\$34,568	5.81	\$9.31	\$10.87	\$13.68	\$20.62	\$29.19	\$19,364	\$22,613	\$28,461	\$42,887	\$60,713
35-2012	Cooks, Institution and Cafeteria	170	19.02	#	#	#	#	#	#	#	#	#	#	#	#	#
35-2014	Cooks, Restaurant	310	5.15	\$11.44	\$23,805	5.9	\$8.45	\$9.12	\$10.78	\$13.00	\$14.61	\$17,569	\$18,961	\$22,428	\$27,045	\$30,388
35-2015	Cooks, Short Order	#	#	\$9.53	\$19,830	7.92	\$8.21	\$8.52	\$9.03	\$10.12	\$11.65	\$17,070	\$17,715	\$18,790	\$21,049	\$24,241
35-2021	Food Preparation Workers	210	20.43	\$9.88	\$20,542	3.92	\$8.25	\$8.64	\$9.28	\$10.63	\$11.85	\$17,170	\$17,964	\$19,292	\$22,102	\$24,644
35-3011	Bartenders	110	32.44	\$9.87	\$20,539	6.91	\$8.20	\$8.49	\$8.98	\$10.44	\$13.92	\$17,047	\$17,659	\$18,677	\$21,711	\$28,948
35-3021	Combined Food Preparation and Serving Workers, Including Fast Food	460	14.15	\$9.30	\$19,334	4.32	\$8.16	\$8.41	\$8.82	\$9.23	\$11.02	\$16,982	\$17,495	\$18,350	\$19,205	\$22,912
35-3031	Waiters and Waitresses	400	8.99	\$9.13	\$18,998	3.64	\$8.17	\$8.44	\$8.87	\$9.36	\$11.06	\$17,003	\$17,548	\$18,455	\$19,459	\$23,000
35-3041	Food Servers, Nonrestaurant	#	#	\$8.70	\$18,104	4.84	\$8.14	\$8.34	\$8.69	\$9.03	\$9.24	\$16,927	\$17,356	\$18,073	\$18,789	\$19,219
35-9011	Dining Room and Cafeteria Attendants and Bartender Helpers	#	#	\$9.44	\$19,628	7.95	\$8.17	\$8.43	\$8.85	\$9.28	\$10.50	\$16,995	\$17,527	\$18,415	\$19,309	\$21,839
35-9021	Dishwashers	#	#	\$8.86	\$18,428	3.81	\$8.16	\$8.40	\$8.80	\$9.20	\$10.27	\$16,973	\$17,473	\$18,306	\$19,139	\$21,372
35-9031	Hosts and Hostesses, Restaurant, Lounge, and Coffee Shop	60	12.74	\$10.10	\$21,003	3.91	\$8.34	\$8.85	\$10.01	\$11.17	\$12.49	\$17,347	\$18,408	\$20,827	\$23,238	\$25,973
37-0000	Building and Grounds Cleaning and Maintenance Occupations	830	9.63	\$12.64	\$26,300	4.75	\$8.30	\$8.75	\$9.92	\$13.89	\$22.07	\$17,264	\$18,201	\$20,629	\$28,884	\$45,897
37-1011	First-Line Supervisors of Housekeeping and Janitorial Workers	40	22.68	\$22.81	\$47,446	3.14	\$12.87	\$14.49	\$24.04	\$28.23	\$35.72	\$26,769	\$30,138	\$50,004	\$58,716	\$74,301
37-2011	Janitors and Cleaners, Except Maids and Housekeeping Cleaners	300	6.85	\$15.40	\$32,037	2.45	\$8.82	\$10.30	\$12.60	\$21.74	\$24.48	\$18,343	\$21,430	\$26,207	\$45,215	\$50,914
37-2012	Maids and Housekeeping Cleaners	290	23.4	\$8.92	\$18,563	2.55	\$8.16	\$8.40	\$8.80	\$9.20	\$10.01	\$16,974	\$17,475	\$18,310	\$19,146	\$20,824
37-3011	Landscaping and Groundskeeping Workers	170	24.78	\$11.46	\$23,840	7.45	\$8.34	\$8.84	\$10.10	\$11.81	\$15.85	\$17,338	\$18,384	\$21,000	\$24,561	\$32,975
37-3012	Pesticide Handlers, Sprayers, and Applicators, Vegetation	10	22.64	\$14.86	\$30,905	7.85	\$10.11	\$11.24	\$15.44	\$17.60	\$19.48	\$21,031	\$23,374	\$32,125	\$36,602	\$40,517
39-0000	Personal Care and Service Occupations	900	18.1	\$11.82	\$24,587	4.19	\$8.25	\$8.63	\$9.25	\$11.28	\$20.08	\$17,161	\$17,942	\$19,244	\$23,462	\$41,775
39-1021	First-Line Supervisors of Personal Service Workers	20	29.87	\$21.85	\$45,457	9.41	\$12.66	\$15.39	\$20.92	\$28.41	\$33.64	\$26,329	\$32,016	\$43,521	\$59,102	\$69,968
39-2021	Nonfarm Animal Caretakers	30	19.87	\$10.43	\$21,693	5.99	\$8.36	\$8.91	\$9.87	\$11.00	\$11.69	\$17,396	\$18,530	\$20,526	\$22,883	\$24,317
39-3091	Amusement and Recreation Attendants	40	38.94	\$9.65	\$20,077	4.73	\$8.22	\$8.54	\$9.08	\$10.49	\$11.79	\$17,089	\$17,762	\$18,884	\$21,809	\$24,521

Data unavailable

Occupational Code	Occupational Title	Employment Estimate	Employment Percentage Relative Standard Error	Average Hourly Wage	Average Annual Wage	Wage Percentage Relative Standard Error	10th Percentile (Hourly)	25th Percentile (Hourly)	50th Percentile (Hourly)	75th Percentile (Hourly)	90th Percentile (Hourly)	10th Percentile (Annual)	25th Percentile (Annual)	50th Percentile (Annual)	75th Percentile (Annual)	90th Percentile (Annual)
39-7011	Tour Guides and Escorts	#	#	\$10.40	\$21,638	5.15	\$8.79	\$9.77	\$10.53	\$11.29	\$11.75	\$18,278	\$20,332	\$21,911	\$23,491	\$24,434
39-7012	Travel Guides	#	#	\$12.32	\$25,627	4.36	\$9.66	\$10.27	\$11.29	\$14.68	\$17.13	\$20,103	\$21,369	\$23,480	\$30,534	\$35,622
39-9011	Childcare Workers	#	#	\$10.74	\$22,345	3.82	\$8.22	\$8.55	\$9.09	\$12.64	\$14.56	\$17,095	\$17,778	\$18,916	\$26,285	\$30,284
39-9021	Personal Care Aides	470	32.28	\$9.16	\$19,060	3.17	\$8.18	\$8.44	\$8.88	\$9.32	\$10.90	\$17,006	\$17,556	\$18,471	\$19,386	\$22,665
39-9031	Fitness Trainers and Aerobics Instructors	30	47.59	#	#	#	#	#	#	#	#	#	#	#	#	#
39-9032	Recreation Workers	130	30.44	\$17.71	\$36,841	9.34	\$8.46	\$9.15	\$13.54	\$27.25	\$30.72	\$17,599	\$19,038	\$28,168	\$56,685	\$63,895
41-0000	Sales and Related Occupations	1970	5.28	\$13.59	\$28,274	3.05	\$8.43	\$9.08	\$10.84	\$14.33	\$21.00	\$17,539	\$18,886	\$22,553	\$29,811	\$43,687
41-1011	First-Line Supervisors of Retail Sales Workers	200	12.4	\$17.20	\$35,779	3.44	\$11.07	\$13.15	\$16.38	\$20.30	\$24.35	\$23,021	\$27,347	\$34,075	\$42,231	\$50,658
41-2011	Cashiers	750	9.76	\$9.95	\$20,697	1.74	\$8.26	\$8.65	\$9.31	\$10.96	\$12.63	\$17,183	\$17,997	\$19,366	\$22,798	\$26,277
41-2021	Counter and Rental Clerks	60	18.26	\$12.64	\$26,291	6.76	\$8.31	\$8.76	\$10.39	\$14.47	\$21.82	\$17,275	\$18,229	\$21,608	\$30,094	\$45,379
41-2022	Parts Salespersons	40	49.22	\$12.28	\$25,552	5.89	\$8.63	\$9.64	\$12.17	\$14.14	\$16.33	\$17,957	\$20,062	\$25,318	\$29,410	\$33,969
41-2031	Retail Salespersons	680	9.81	\$13.11	\$27,275	4.23	\$8.52	\$9.29	\$10.98	\$14.24	\$19.14	\$17,713	\$19,332	\$22,841	\$29,620	\$39,803
41-3011	Advertising Sales Agents	20	33.3	\$17.94	\$37,314	15.41	\$9.96	\$11.03	\$19.84	\$22.46	\$26.00	\$20,724	\$22,951	\$41,273	\$46,709	\$54,088
41-3021	Insurance Sales Agents	20	18.51	\$20.34	\$42,300	17.7	\$12.11	\$13.41	\$16.08	\$23.02	\$35.11	\$25,183	\$27,885	\$33,447	\$47,879	\$73,032
41-3031	Securities, Commodities, and Financial Services Sales Agents	10	14.92	#	#	#	#	#	#	#	#	#	#	#	#	#
41-3099	Sales Representatives, Services, All Other	30	31.04	\$18.16	\$37,772	16.93	\$9.83	\$10.69	\$12.68	\$26.55	\$34.38	\$20,442	\$22,245	\$26,381	\$55,229	\$71,503
41-4012	Sales Representatives, Wholesale and Manufacturing, Except Technical and Scientific Products	90	16.76	\$20.30	\$42,215	10.12	\$8.79	\$10.26	\$14.16	\$21.49	\$43.29	\$18,284	\$21,348	\$29,450	\$44,697	\$90,035
41-9022	Real Estate Sales Agents	40	37.59	\$22.48	\$46,760	29.29	\$12.45	\$13.49	\$17.21	\$32.99	\$35.62	\$25,889	\$28,059	\$35,787	\$68,615	\$74,087
41-9099	Sales and Related Workers, All Other	10	43.69	\$16.41	\$34,135	18.95	\$10.01	\$10.63	\$11.66	\$23.10	\$27.20	\$20,828	\$22,109	\$24,245	\$48,058	\$56,566
43-0000	Office and Administrative Support Occupations	2650	3.29	\$15.36	\$31,944	1.96	\$8.96	\$10.85	\$14.22	\$18.95	\$23.55	\$18,628	\$22,561	\$29,573	\$39,424	\$48,994
43-1011	First-Line Supervisors of Office and Administrative Support Workers	130	8.63	\$21.94	\$45,628	3.37	\$14.60	\$17.36	\$21.48	\$25.76	\$29.47	\$30,378	\$36,112	\$44,677	\$53,583	\$61,294
43-3021	Billing and Posting Clerks and Machine Operators	40	14.37	\$16.54	\$34,396	2.69	\$12.80	\$14.18	\$16.17	\$18.05	\$21.31	\$26,630	\$29,495	\$33,626	\$37,542	\$44,318
43-3031	Bookkeeping, Accounting, and Auditing Clerks	270	11.02	\$15.77	\$32,795	5.7	\$8.79	\$12.05	\$14.52	\$19.48	\$23.25	\$18,287	\$25,073	\$30,199	\$40,522	\$48,353
43-3051	Payroll and Timekeeping Clerks	20	14.07	\$17.79	\$37,004	5.08	\$12.96	\$14.59	\$18.68	\$20.84	\$23.29	\$26,960	\$30,349	\$38,855	\$43,345	\$48,442
43-3071	Tellers	150	18.74	\$12.49	\$25,988	1.93	\$9.98	\$10.81	\$12.25	\$13.95	\$15.54	\$20,768	\$22,475	\$25,471	\$29,014	\$32,315
43-4031	Court, Municipal, and License Clerks	100	3.35	\$16.40	\$34,112	1.48	\$10.74	\$12.89	\$16.06	\$19.36	\$22.28	\$22,343	\$26,806	\$33,399	\$40,264	\$46,352
43-4051	Customer Service Representatives	80	14.62	\$14.42	\$30,003	3.55	\$9.82	\$11.51	\$14.10	\$16.70	\$18.32	\$20,426	\$23,939	\$29,326	\$34,734	\$38,114
43-4061	Eligibility Interviewers, Government Programs	30	0.71	\$17.84	\$37,112	2.05	\$13.31	\$15.33	\$17.49	\$20.54	\$23.60	\$27,683	\$31,882	\$36,377	\$42,717	\$49,095
43-4071	File Clerks	30	38.15	\$11.21	\$23,319	2.5	\$8.28	\$8.71	\$10.40	\$13.58	\$15.95	\$17,229	\$18,114	\$21,631	\$28,238	\$33,176
43-4081	Hotel, Motel, and Resort Desk Clerks	80	40.21	\$9.12	\$18,959	2.88	\$8.19	\$8.49	\$8.97	\$9.49	\$10.80	\$17,045	\$17,652	\$18,665	\$19,746	\$22,473
43-4111	Interviewers, Except Eligibility and Loan	#	#	\$13.32	\$27,702	4.81	\$10.48	\$11.79	\$13.26	\$14.69	\$16.80	\$21,808	\$24,530	\$27,572	\$30,551	\$34,939
43-4131	Loan Interviewers and Clerks	20	42.88	\$14.30	\$29,742	4.87	\$10.61	\$12.02	\$13.49	\$14.99	\$20.71	\$22,066	\$25,000	\$28,058	\$31,171	\$43,086
43-4171	Receptionists and Information Clerks	180	9.4	\$11.88	\$24,704	2.91	\$8.55	\$9.37	\$11.33	\$13.60	\$16.30	\$17,776	\$19,491	\$23,565	\$28,298	\$33,911
43-4181	Reservation and Transportation Ticket Agents and Travel Clerks	#	#	\$11.74	\$24,427	9.16	\$9.91	\$10.38	\$11.17	\$11.94	\$15.09	\$20,619	\$21,600	\$23,234	\$24,826	\$31,384
43-4199	Information and Record Clerks, All Other	40	5.41	\$24.54	\$51,050	6	\$13.80	\$24.48	\$26.65	\$28.50	\$28.51	\$28,710	\$50,919	\$55,427	\$59,286	\$59,295
43-5031	Police, Fire, and Ambulance Dispatchers	30	1.98	\$14.74	\$30,664	2.59	\$10.53	\$12.13	\$14.85	\$17.18	\$18.62	\$21,905	\$25,225	\$30,882	\$35,728	\$38,730
43-5051	Postal Service Clerks	30	0	\$21.31	\$44,329	2.78	\$12.01	\$15.26	\$25.40	\$26.73	\$27.77	\$24,980	\$31,743	\$52,842	\$55,591	\$57,762
43-5052	Postal Service Mail Carriers	50	0	\$24.08	\$50,096	2.59	\$16.73	\$19.94	\$26.39	\$27.51	\$29.91	\$34,800	\$41,465	\$54,902	\$57,215	\$62,211
43-5053	Postal Service Mail Sorters, Processors, and Processing Machine Operators	10	0	\$21.87	\$45,491	3.94	\$15.19	\$15.27	\$26.21	\$26.22	\$26.22	\$31,601	\$31,754	\$54,521	\$54,529	\$54,534
43-5071	Shipping, Receiving, and Traffic Clerks	40	7.7	\$17.56	\$36,524	5.2	\$10.27	\$13.03	\$18.98	\$21.78	\$22.58	\$21,361	\$27,096	\$39,474	\$45,301	\$46,961
43-5081	Stock Clerks and Order Fillers	200	10.61	\$12.10	\$25,160	4.43	\$8.34	\$8.86	\$10.60	\$14.07	\$17.82	\$17,354	\$18,425	\$22,049	\$29,260	\$37,075
43-6011	Executive Secretaries and Executive Administrative Assistants	160	11.35	\$19.49	\$40,533	4.47	\$11.65	\$18.10	\$19.18	\$22.05	\$25.04	\$24,239	\$37,651	\$39,892	\$45,862	\$52,074
43-6012	Legal Secretaries	#	#	\$16.97	\$35,301	9.71	\$12.68	\$13.81	\$16.81	\$20.20	\$22.10	\$26,379	\$28,733	\$34,964	\$42,008	\$45,973
43-6013	Medical Secretaries	40	25.59	\$14.98	\$31,154	8.95	\$9.26	\$10.71	\$14.23	\$18.24	\$22.94	\$19,256	\$22,278	\$29,592	\$37,946	\$47,709
43-6014	Secretaries and Administrative Assistants, Except Legal, Medical,	550	7.19	\$15.28	\$31,779	2.11	\$9.33	\$11.42	\$14.66	\$18.22	\$22.60	\$19,399	\$23,760	\$30,485	\$37,906	\$47,006

Data unavailable

Occupational Code	Occupational Title	Employment Estimate	Employment Percentage Relative Standard Error	Average Hourly Wage	Average Annual Wage	Wage Percentage Relative Standard Error	10th Percentile (Hourly)	25th Percentile (Hourly)	50th Percentile (Hourly)	75th Percentile (Hourly)	90th Percentile (Hourly)	10th Percentile (Annual)	25th Percentile (Annual)	50th Percentile (Annual)	75th Percentile (Annual)	90th Percentile (Annual)
43-9061	Office Clerks, General	190	11.11	\$13.85	\$28,812	3.28	\$8.85	\$10.17	\$12.88	\$17.00	\$21.49	\$18,398	\$21,157	\$26,780	\$35,364	\$44,700
45-0000	Farming, Fishing, and Forestry Occupations	#	#	\$11.67	\$24,265	4.72	\$8.27	\$8.67	\$9.36	\$14.66	\$17.92	\$17,201	\$18,041	\$19,473	\$30,483	\$37,271
45-2093	Farmworkers, Farm, Ranch, and Aquacultural Animals	10	30.57	\$11.58	\$24,091	11.5	\$8.25	\$8.62	\$9.23	\$14.60	\$17.77	\$17,153	\$17,922	\$19,204	\$30,368	\$36,958
47-0000	Construction and Extraction Occupations	1000	7.39	\$19.14	\$39,818	2.93	\$11.78	\$14.56	\$17.85	\$22.49	\$28.02	\$24,506	\$30,275	\$37,119	\$46,772	\$58,279
47-1011	First-Line Supervisors of Construction Trades and Extraction Work	120	22.84	\$28.31	\$58,877	6.05	\$20.25	\$22.88	\$27.50	\$33.34	\$38.57	\$42,120	\$47,586	\$57,206	\$69,340	\$80,232
47-2031	Carpenters	120	28.79	\$17.29	\$35,973	8	\$10.15	\$12.52	\$17.09	\$21.84	\$25.35	\$21,103	\$26,038	\$35,546	\$45,417	\$52,736
47-2051	Cement Masons and Concrete Finishers	60	23.93	\$19.44	\$40,440	5.07	\$15.64	\$17.16	\$19.70	\$22.04	\$23.44	\$32,523	\$35,691	\$40,983	\$45,835	\$48,747
47-2061	Construction Laborers	200	17.1	\$15.16	\$31,539	3.22	\$11.12	\$12.97	\$15.35	\$17.50	\$18.77	\$23,137	\$26,980	\$31,934	\$36,404	\$39,037
47-2073	Operating Engineers and Other Construction Equipment Operators	140	12.32	\$19.79	\$41,172	5.53	\$13.84	\$16.10	\$18.51	\$22.84	\$27.74	\$28,796	\$33,496	\$38,495	\$47,508	\$57,704
47-2111	Electricians	90	8.08	\$21.58	\$44,887	16.37	\$11.47	\$14.53	\$17.79	\$24.14	\$29.55	\$23,862	\$30,224	\$37,009	\$50,213	\$61,455
47-2152	Plumbers, Pipefitters, and Steamfitters	#	#	\$18.90	\$39,312	3.37	\$10.68	\$15.46	\$17.69	\$24.11	\$27.84	\$22,221	\$32,155	\$36,799	\$50,155	\$57,900
47-4011	Construction and Building Inspectors	20	17.76	\$19.92	\$41,443	15.04	\$8.57	\$13.44	\$18.48	\$25.29	\$29.42	\$17,828	\$27,960	\$38,436	\$52,599	\$61,200
47-4051	Highway Maintenance Workers	80	2.52	\$18.25	\$37,963	1.66	\$13.53	\$16.02	\$18.26	\$21.41	\$23.36	\$28,145	\$33,330	\$37,982	\$44,534	\$48,593
49-0000	Installation, Maintenance, and Repair Occupations	900	5.71	\$20.99	\$43,652	3.69	\$10.55	\$14.28	\$20.25	\$26.45	\$32.55	\$21,948	\$29,700	\$42,117	\$55,010	\$67,705
49-1011	First-Line Supervisors of Mechanics, Installers, and Repairers	110	7.88	\$29.43	\$61,221	3.08	\$21.86	\$25.04	\$28.13	\$32.77	\$38.69	\$45,462	\$52,088	\$58,512	\$68,161	\$80,479
49-2022	Telecommunications Equipment Installers and Repairers, Except Line Installers	40	21.14	\$25.91	\$53,895	6.97	\$11.04	\$24.06	\$26.66	\$31.71	\$35.52	\$22,958	\$50,048	\$55,462	\$65,950	\$73,872
49-3023	Automotive Service Technicians and Mechanics	170	15.19	\$17.06	\$35,489	4.1	\$9.45	\$13.18	\$16.65	\$20.56	\$24.32	\$19,657	\$27,406	\$34,633	\$42,755	\$50,588
49-3031	Bus and Truck Mechanics and Diesel Engine Specialists	30	19.64	\$17.52	\$36,445	3.21	\$12.64	\$13.97	\$16.96	\$20.94	\$23.48	\$26,289	\$29,054	\$35,276	\$43,564	\$48,844
49-3042	Mobile Heavy Equipment Mechanics, Except Engines	40	19.28	\$18.78	\$39,072	3.55	\$14.91	\$16.48	\$18.92	\$21.47	\$23.01	\$31,017	\$34,276	\$39,349	\$44,652	\$47,867
49-9041	Industrial Machinery Mechanics	#	#	\$29.17	\$60,682	9.95	\$18.03	\$23.24	\$31.82	\$34.37	\$35.91	\$37,493	\$48,333	\$66,181	\$71,496	\$74,685
49-9071	Maintenance and Repair Workers, General	240	7.65	\$18.17	\$37,787	5.17	\$10.19	\$12.87	\$18.11	\$22.19	\$26.51	\$21,188	\$26,760	\$37,660	\$46,158	\$55,140
49-9099	Installation, Maintenance, and Repair Workers, All Other	30	37.36	\$18.43	\$38,339	22.22	\$9.04	\$12.23	\$14.63	\$30.28	\$34.59	\$18,805	\$25,446	\$30,427	\$62,988	\$71,945
51-0000	Production Occupations	440	8.21	\$16.27	\$33,837	4.17	\$8.55	\$9.38	\$14.02	\$20.46	\$28.50	\$17,783	\$19,510	\$29,160	\$42,548	\$59,285
51-1011	First-Line Supervisors of Production and Operating Workers	60	16.1	\$29.49	\$61,330	2.33	\$25.00	\$26.59	\$28.47	\$33.33	\$36.83	\$51,992	\$55,303	\$59,212	\$69,335	\$76,601
51-3011	Bakers	10	21.04	\$10.74	\$22,334	5.44	\$8.50	\$9.24	\$10.29	\$11.48	\$14.51	\$17,671	\$19,218	\$21,399	\$23,882	\$30,177
51-4041	Machinists	20	31.54	\$13.35	\$27,776	16.12	\$8.39	\$8.98	\$12.90	\$16.89	\$20.97	\$17,456	\$18,680	\$26,831	\$35,124	\$43,620
51-4121	Welders, Cutters, Solderers, and Brazers	20	21.76	\$13.85	\$28,817	7.32	\$8.61	\$9.52	\$14.03	\$16.57	\$18.23	\$17,901	\$19,791	\$29,179	\$34,468	\$37,926
51-5112	Printing Press Operators	20	29.52	\$15.07	\$31,340	3.57	\$12.33	\$13.02	\$14.16	\$16.53	\$20.18	\$25,653	\$27,080	\$29,457	\$34,373	\$41,967
51-6011	Laundry and Dry-Cleaning Workers	70	22.94	\$9.35	\$19,452	2.41	\$8.20	\$8.50	\$9.00	\$9.58	\$11.42	\$17,056	\$17,679	\$18,718	\$19,937	\$23,762
51-7011	Cabinetmakers and Bench Carpenters	30	47.12	\$14.93	\$31,055	9.05	\$8.47	\$9.17	\$13.80	\$20.90	\$22.85	\$17,615	\$19,078	\$28,714	\$43,468	\$47,527
51-8031	Water and Wastewater Treatment Plant and System Operators	30	21.78	\$22.47	\$46,748	8.03	\$13.27	\$16.00	\$22.79	\$27.39	\$30.10	\$27,610	\$33,278	\$47,395	\$56,964	\$62,617
51-8099	Plant and System Operators, All Other	20	30.68	\$20.38	\$42,386	6.34	\$15.25	\$16.36	\$18.20	\$26.47	\$28.51	\$31,716	\$34,018	\$37,855	\$55,059	\$59,293
51-9012	Separating, Filtering, Clarifying, Precipitating, and Still Machine Setters, Operators, and Tenders	20	2.65	\$16.44	\$34,203	11.48	\$9.20	\$14.83	\$16.58	\$18.33	\$21.88	\$19,138	\$30,856	\$34,487	\$38,118	\$45,512
51-9198	Helpers—Production Workers	10	29.99	\$12.23	\$25,434	7.62	\$9.87	\$10.64	\$12.10	\$13.81	\$14.84	\$20,535	\$22,130	\$25,165	\$28,729	\$30,868
53-0000	Transportation and Material Moving Occupations	790	8.61	\$15.98	\$33,229	4.66	\$8.90	\$10.80	\$14.16	\$18.33	\$25.13	\$18,510	\$22,466	\$29,459	\$38,131	\$52,267
53-1021	First-Line Supervisors of Helpers, Laborers, and Material Movers	20	46.15	\$20.42	\$42,471	10.69	\$13.50	\$15.82	\$19.28	\$25.71	\$28.22	\$28,083	\$32,909	\$40,110	\$53,480	\$58,707
53-1031	First-Line Supervisors of Transportation and Material-Moving Mach	20	12.88	\$26.42	\$54,963	5	\$19.85	\$23.82	\$26.79	\$29.91	\$34.52	\$41,288	\$49,547	\$55,728	\$62,222	\$71,805
53-3022	Bus Drivers, School or Special Client	60	3.25	\$13.99	\$29,096	4.75	\$9.64	\$11.03	\$13.73	\$16.74	\$18.65	\$20,060	\$22,952	\$28,559	\$34,826	\$38,792
53-3031	Driver/Sales Workers	20	36.13	\$11.15	\$23,202	6.89	\$8.78	\$9.64	\$10.61	\$11.58	\$14.48	\$18,272	\$20,048	\$22,073	\$24,087	\$30,125
53-3032	Heavy and Tractor-Trailer Truck Drivers	190	11.22	\$17.45	\$36,304	7.42	\$12.37	\$13.58	\$15.61	\$17.99	\$22.28	\$25,720	\$28,248	\$32,462	\$37,417	\$46,335
53-3033	Light Truck or Delivery Services Drivers	180	23.74	\$20.25	\$42,125	10.3	\$9.10	\$12.05	\$18.97	\$30.98	\$35.19	\$18,922	\$25,058	\$39,460	\$64,437	\$73,194

Data unavailable

Occupational Code	Occupational Title	Employment Estimate	Employment Percentage Relative Standard Error	Average Hourly Wage	Average Annual Wage	Wage Percentage Relative Standard Error	10th Percentile (Hourly)	25th Percentile (Hourly)	50th Percentile (Hourly)	75th Percentile (Hourly)	90th Percentile (Hourly)	10th Percentile (Annual)	25th Percentile (Annual)	50th Percentile (Annual)	75th Percentile (Annual)	90th Percentile (Annual)
53-7051	Industrial Truck and Tractor Operators	10	34.54	\$15.68	\$32,619	3.61	\$8.94	\$12.01	\$15.14	\$20.28	\$22.37	\$18,591	\$24,985	\$31,488	\$42,186	\$46,528
53-7061	Cleaners of Vehicles and Equipment	20	49.56	\$11.62	\$24,175	5.06	\$8.51	\$9.28	\$12.33	\$13.54	\$14.27	\$17,706	\$19,304	\$25,649	\$28,164	\$29,674
53-7062	Laborers and Freight, Stock, and Material Movers, Hand	160	14.49	\$11.71	\$24,356	3.38	\$8.46	\$9.16	\$10.86	\$13.42	\$17.08	\$17,605	\$19,053	\$22,589	\$27,923	\$35,521