

Occupational Employment Statistics *Wage Survey*



COLORADO
DEPARTMENT OF
LABOR AND EMPLOYMENT

Colorado Occupational Employment Statistics Wage Survey

Table of Contents

Introduction	3	Survey Sample.....	70
Highlights	4	Concepts.....	70
Statewide Overview	5	Estimation Methodology.....	71
Regional Overview	26	Definitions	72
OES Regional Map.....	26	Colorado Regions: MSA and BOS Areas/Codes ...	73
Employment and Wages.....	27	Hourly and Annual OES Wages	74
Boulder MSA.....	36	Table 23 - Colorado Statewide.....	74
Colorado Springs MSA.....	39	Table 24 - Boulder MSA.....	93
Denver-Aurora MSA.....	42	Table 25 - Colorado Springs MSA.....	105
Ft. Collins-Loveland MSA.....	45	Table 26 - Denver-Aurora MSA.....	119
Grand Junction MSA.....	48	Table 27 - Ft. Collins-Loveland MSA.....	137
Greeley MSA.....	51	Table 28 - Grand Junction MSA.....	149
Pueblo MSA.....	54	Table 29 - Greeley MSA.....	158
Eastern & Southern Region.....	57	Table 30 - Pueblo MSA.....	168
Western Region.....	60	Table 31 - Eastern & Southern Region.....	176
North Central Region.....	63	Table 32 - Western Region.....	185
Central Region.....	66	Table 33 - North Central Region.....	196
Technical Notes and Methodology	69	Table 34 - Central Region.....	205
Occupational Coding System.....	69		
Industry Coding System.....	69		



State of Colorado
John Hickenlooper, *Governor*

Colorado Department of Labor & Employment
Ellen Golombek, *Executive Director*
Kristen Corash, *Deputy Executive Director*

Labor Market Information
Alexandra E. Hall, *Director*
Chief Economist, CDLE

This report is a product of the Colorado Department of Labor and Employment's Labor Market Information Occupational Employment Statistics (OES) Section. Published 2013

Overviews, tables and charts: Barbara Wills, with additional charts by Veronica Kenkel
Graphical presentation: Jimi Foster

Material in this publication is in the public domain and, with appropriate source credit, may be reproduced without permission. Please reference:

Source: Colorado Department of Labor and Employment, Labor Market Information.

Any comments, suggestions, and questions regarding content and format are welcome and may be addressed to:

Colorado Department of Labor & Employment
Labor Market Information, Occupational Employment Statistics

(303) 318-8896
633 17th St., Suite 600
Denver, CO 80202-2107

Email: oescolorado@idcf.bls.gov
www.coworkforce.com/lmigateway
– click on ***Income & Wages***
– and then on ***Occupational Wages***

The Colorado Occupational Employment Statistics Staff:

Dr Ralph Longobardi, Program Manager

Sarah Casias

Janelle Cobb

Ryan Gedney

Al Jarrell

Veronica Kenkel

Victor Salazar

Barbara Wills

Thanks to the staff members listed above for their hard work in collecting the data. A special thank you to all of the Colorado employers that provided data to us and whose participation made this program possible. OES and other LMI data are available free to all on our website:

www.coworkforce.com/lmigateway



Introduction

Colorado Occupational Employment Statistics (OES)

May 2012

The Occupational Employment Statistics (OES) program is a Federal-State cooperative program that provides estimates of employment and hourly and annual wages for 849 non-military detailed occupations in 22 major occupational groups. In Colorado, 3,893 businesses were initially surveyed beginning in May of 2012. After adjustments, a total of 76.5% percent of 3,618 businesses provided information on the job titles and wages of their employees. These data were combined with responses from the previous five biannual surveys to produce the May 2012 occupational estimates contained in this document. A detailed description of methodological aspects of the OES program can be found in the Technical Notes and Methodology section beginning on page 69.

This section will briefly describe cross-industry occupational employment and wage dynamics in statewide Colorado and its sub-State areas. Tables and charts provide details of the cross-industry occupational statistics. Industry-specific wage tables are also included.



Highlights

- **The list of 20 top-earning occupations in Colorado is dominated by health-related occupations**, while nearly half of the lowest-earning 20 occupations are in food preparation and serving.
- **Colorado's average hourly wage (\$23.09) is \$1.08 higher** than the national average (\$22.01).
- **The average hourly wage in 2012 was \$0.24 higher** than the average hourly wage in 2011 (\$22.85) and \$0.61 higher than the average hourly wage in 2010 (\$22.48).
- **There are more Coloradans working as retail salespersons (77,050)** than in any other occupation, accounting for 3.46 percent of total covered employment.
- **The health care and social assistance, retail trade, and accommodation and food services industries** employ the most people (734,360) among the 20 industry groups surveyed, accounting for over 11 percent of total employment.
- **Where you work matters:** The Boulder Metropolitan Statistical Area has the highest average (\$26.30) and median (\$19.89) wages in Colorado, while the Eastern and Southern Colorado Balance of State Area has the lowest average (\$16.84) and median (\$13.87) wages.



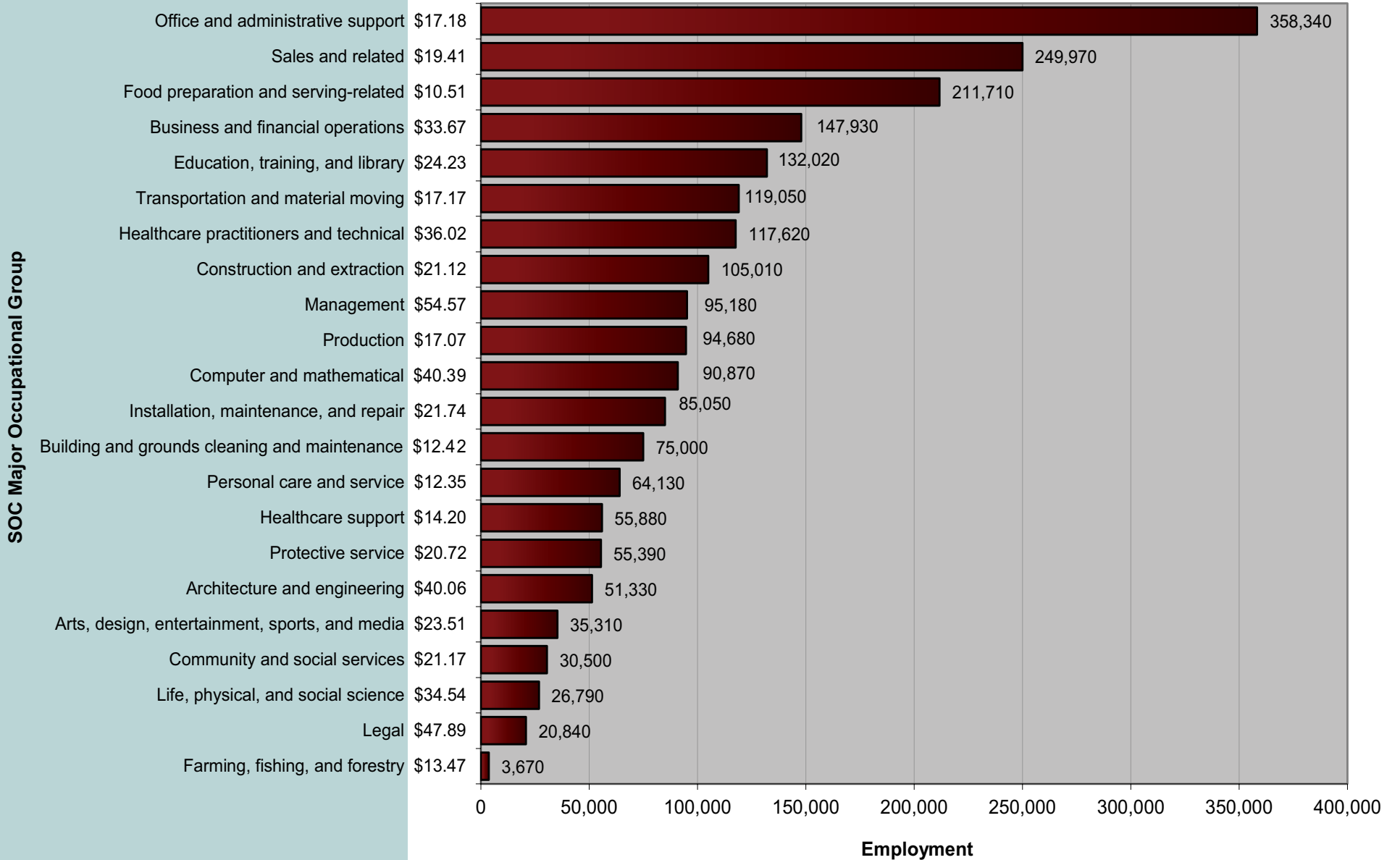
Employment Distribution by Occupation

Total covered employment in Colorado was 2.226 million, an increase of 47,130 compared to May 2011 but still down by over 76,000 from 2008's peak employment of 2.3 million. Table 1 and Figure 1 show the distribution of employment and list average hourly wages among major occupational groups. The top three major occupational groups (**office and administrative support, sales and related, and food preparation and serving-related**) account for 36.8 percent of total employment in the state. Major groups with average hourly wages below the overall average of \$23.09 comprise 67.75 percent of total employment.

Table 1: Employment Distribution and Average Hourly Wage in Major Occupational Groups (Colorado, May 2012)

SOC Major Occupational Group	Average Hourly Wage	Employment	Percent of Total Employment
All occupations	\$23.09	2,226,170	100.0%
Office and administrative support	\$17.18	358,340	16.1%
Sales and related	\$19.41	249,970	11.2%
Food preparation and serving-related	\$10.51	211,710	9.5%
Business and financial operations	\$33.67	147,930	6.6%
Education, training, and library	\$24.23	132,020	5.9%
Transportation and material moving	\$17.17	119,050	5.3%
Healthcare practitioners and technical	\$36.02	117,620	5.3%
Construction and extraction	\$21.12	105,010	4.7%
Management	\$54.57	95,180	4.3%
Production	\$17.07	94,680	4.3%
Computer and mathematical	\$40.39	90,870	4.1%
Installation, maintenance, and repair	\$21.74	85,050	3.8%
Building and grounds cleaning and maintenance	\$12.42	75,000	3.4%
Personal care and service	\$12.35	64,130	2.9%
Healthcare support	\$14.20	55,880	2.5%
Protective service	\$20.72	55,390	2.5%
Architecture and engineering	\$40.06	51,330	2.3%
Arts, design, entertainment, sports, and media	\$23.51	35,310	1.6%
Community and social services	\$21.17	30,500	1.4%
Life, physical, and social science	\$34.54	26,790	1.2%
Legal	\$47.89	20,840	0.9%
Farming, fishing, and forestry	\$13.47	3,670	0.2%

Figure 1: Employment Distribution and Average Hourly Wage in Major Occupational Groups (Colorado, May 2012)

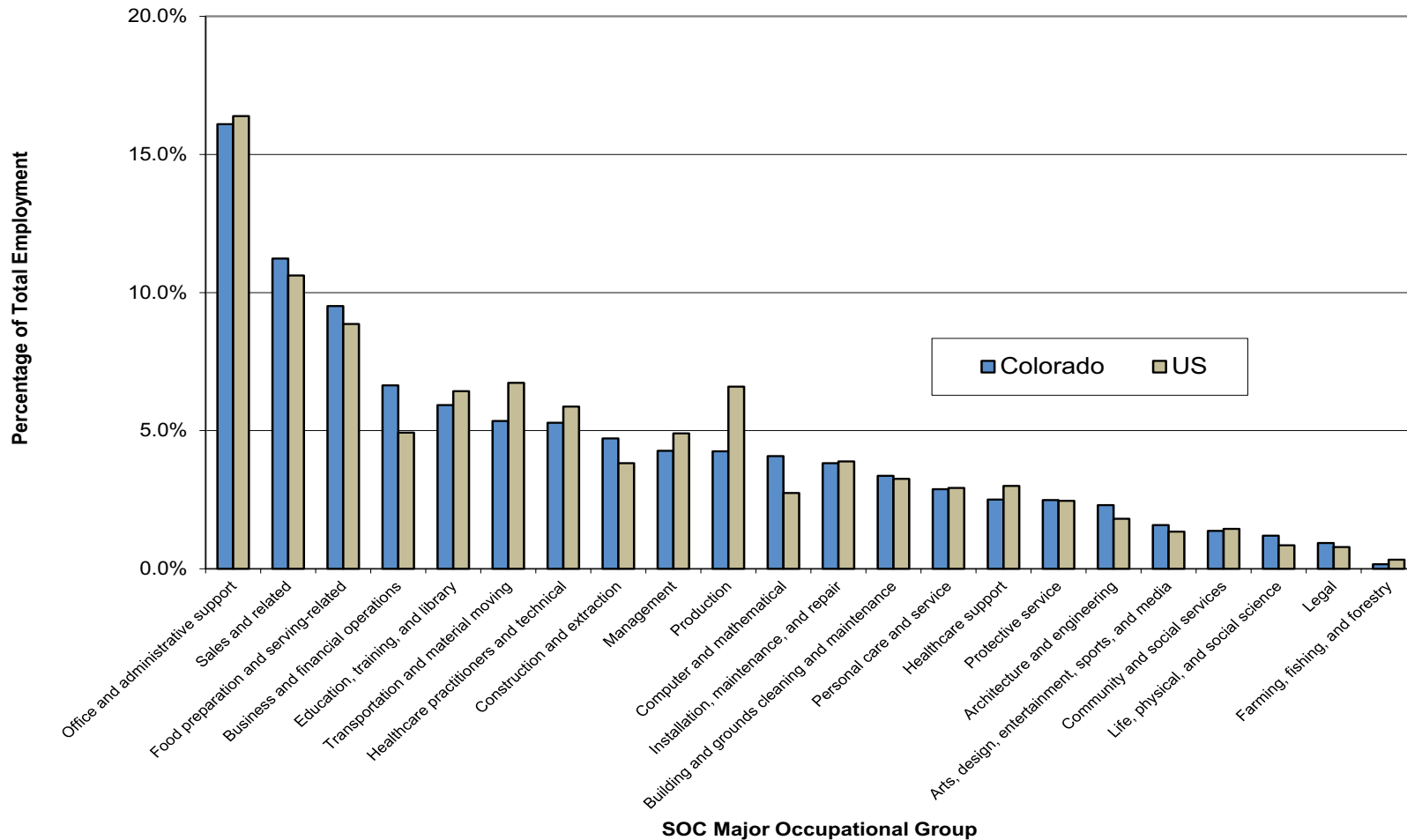


Occupational Employment Distribution in Colorado and the U.S.

The distribution of employment among major occupational groups in Colorado and the US is shown in figure 2. With the exception of **production** occupations, which account for 6.6 percent of occupational employment

nationwide but for only 4.3 percent in Colorado, differences between the State and the country as a whole were small. Colorado had higher proportions of employment in **computer and mathematical** (4.1 percent versus 2.7 percent nationwide) and **business and financial operations** occupations (6.6 percent versus 4.9 percent nationwide) and a smaller share of **transportation and material moving** occupations (5.3 percent versus 6.7 percent nationwide). All other occupational groups differed by less than one percentage point.

Figure 2: Employment Distribution in Major Occupational Groups, Colorado vs United States (May 2012)



Employment Distribution by Industry

As shown in table 2 and figure 3, four industries account for more than 40 percent of employment in Colorado, with more than 200,000 workers each: **health care and social assistance, retail trade, accommodation and food services,** and

educational services. On the other end of the scale, the six smallest industries are **arts, entertainment, and recreation; real estate and rental and leasing; management of companies and enterprises; mining; utilities;** and **agriculture, forestry, fishing, and hunting.** These employ less than 50,000 workers each and, when combined, account for seven percent of total employment.

Figure 3: Employment Distribution and Average Hourly Wage in Major Industry Groups (Colorado, May 2012)

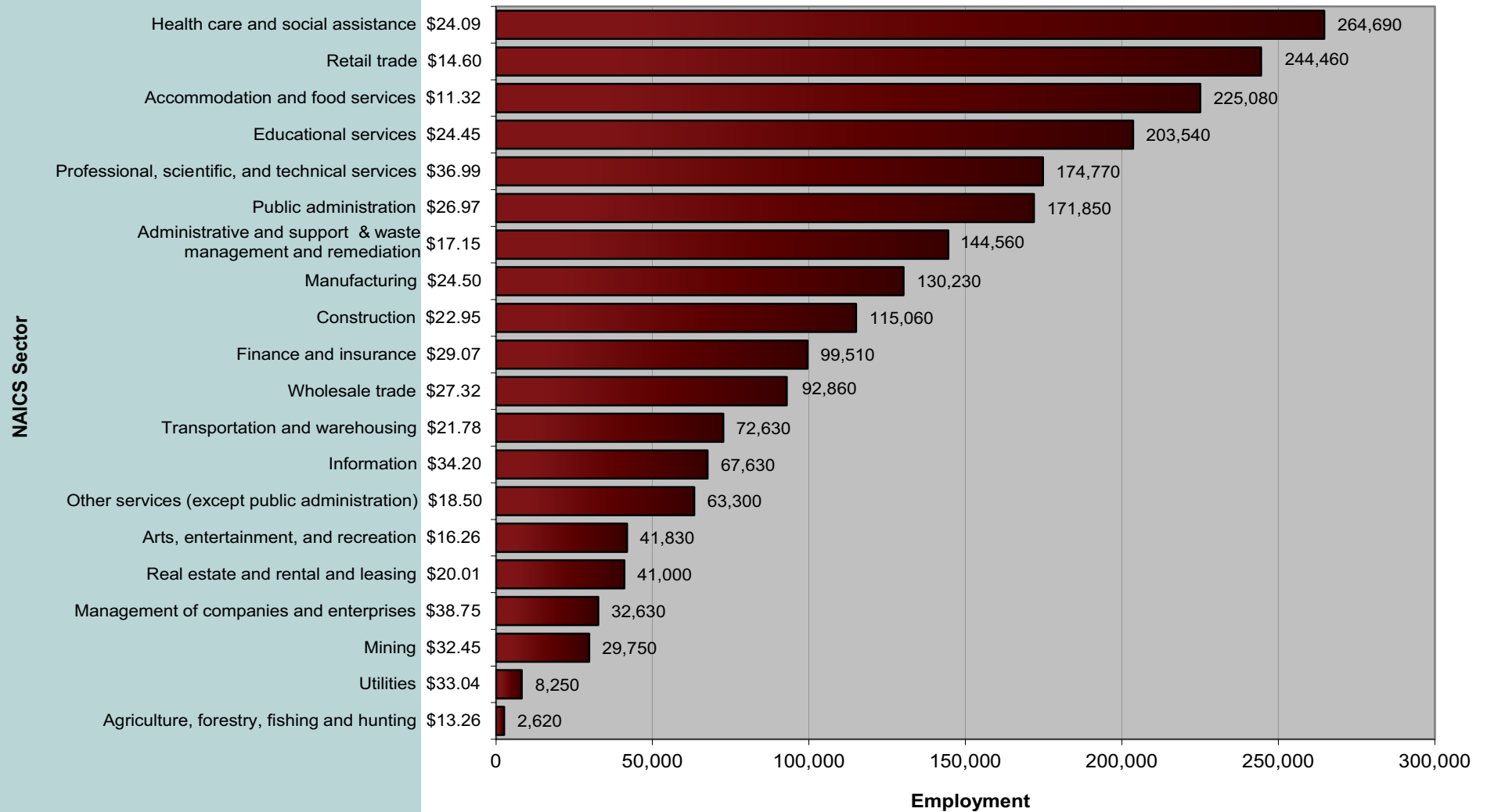


Table 2: Employment Distribution and Average Hourly Wage in Major Industry Groups (Colorado, May 2012)

NAICS Sector	Average Hourly Wage	Employment	% of Total
All occupations	\$23.09	2,226,170	100.0%
Health care and social assistance	\$24.09	264,690	11.9%
Retail trade	\$14.60	244,460	11.0%
Accommodation and food services	\$11.32	225,080	10.1%
Educational services	\$24.45	203,540	9.1%
Professional, scientific, and technical services	\$36.99	174,770	7.9%
Public administration	\$26.97	171,850	7.7%
Administrative and support and waste management and remediation services	\$17.15	144,560	6.5%
Manufacturing	\$24.50	130,230	5.8%
Construction	\$22.95	115,060	5.2%
Finance and insurance	\$29.07	99,510	4.5%
Wholesale trade	\$27.32	92,860	4.2%
Transportation and warehousing	\$21.78	72,630	3.3%
Information	\$34.20	67,630	3.0%
Other services (except public administration)	\$18.50	63,300	2.8%
Arts, entertainment, and recreation	\$16.26	41,830	1.9%
Real estate and rental and leasing	\$20.01	41,000	1.8%
Management of companies and enterprises	\$38.75	32,630	1.5%
Mining	\$32.45	29,750	1.3%
Utilities	\$33.04	8,250	0.4%
Agriculture, forestry, fishing and hunting	\$13.26	2,620	0.1%

Historical Employment and Wages

Total and major occupational group wages and employment from the 2002 through 2012 surveys are shown in tables 3, 4a, and 4b. Since the composition of the OES sample changes from year to year, these are properly interpreted as a series of snapshots of employment and wages over the years rather than as a time series. Tables 4c and 4d show major occupational groups ranked by net percentage change in employment and mean hourly wage in 2012 versus 2001. In order to better compare wage changes over time, an adjusted 2002 wage was calculated using a national employer cost index (ECI) factor that is computed for the entire country and varies by industry and year (table 4e). The ECI index employed in this analysis is a general national index (not geography- or goods-specific) and was created by the US Department of Labor.

Historical Wage Growth

For unadjusted hourly wages in all occupations combined, 2012 shows an average wage of over 27 percent higher and a median wage more than 23 percent higher than the average and median seen in 2002 (table 3).

A comparison of changes in adjusted hourly mean wage by occupational group (table 4e) indicates that “real” wage increases for the time period occurred in the relatively higher-paying **management** (+\$5.06, +10.22 percent) and **legal** occupational groups (+\$3.64, +8.23 percent). **Architecture and engineering** (\$2.87, +7.72 percent) and **life, physical, and social science** (\$2.39, 7.43 percent) occupations also

Table 3: Employment and Hourly and Annual Wages*, All Occupations (Colorado, 2002-2012)

Year / Survey Panel	Total Employment	Average Hourly Wage	Median Hourly Wage	Average Annual Wage	Median Annual Wage
2002 Nov	2,129,430	\$18.13	\$14.46	\$37,710	\$30,078
2003 May	2,112,700	\$18.50	\$14.82	\$38,470	\$30,823
2003 Nov	2,097,650	\$18.63	\$14.99	\$38,744	\$31,187
2004 May	2,110,640	\$18.95	\$15.26	\$39,409	\$31,732
2004 Nov	2,130,430	\$19.14	\$15.39	\$39,821	\$32,012
2005 May	2,151,520	\$19.36	\$15.53	\$40,277	\$32,312
2006 May	2,207,120	\$19.93	\$15.82	\$41,452	\$32,913
2007 May	2,258,230	\$21.21	\$16.68	\$44,127	\$34,688
2008 May	2,302,340	\$21.47	\$16.87	\$44,659	\$35,085
2009 May	2,234,250	\$22.11	\$17.44	\$45,990	\$36,267
2010 May	2,157,690	\$22.48	\$17.72	\$46,767	\$36,851
2011 May	2,179,060	\$22.85	\$17.82	\$47,522	\$37,068
2012 May	2,226,170	\$23.09	\$17.83	\$48,035	\$37,093

**Unadjusted historical data*

made appreciable gains in hourly mean adjusted wages. **Healthcare practitioners and technical** occupations saw a relatively modest increase (+\$1.15, +3.30 percent). Only two other categories showed minimal gains and the rest lost ground when compared to adjusted wages.

Fourteen of the 22 major occupational groups lost ground in adjusted wages with decreases ranging from -\$0.04 (**transportation and material moving**) to -\$3.80 (**arts, design, entertainment, sports, and media**). The remaining groups showed only modest changes and for the most part kept pace with ECI adjustments over time.

Table 4a. Employment in Major Occupational Groups (Colorado, 2002-2012)

SOC Major Occupational Group	2002*	2003*	2004*	2005*	2006*	2007*	2008*	2009*	2010*	2011*	2012*
Management	121,840	104,510	104,990	106,820	107,070	103,410	99,190	96,060	91,400	92,990	95,180
Business and financial operations	89,310	97,990	103,350	107,590	114,640	122,710	126,560	131,640	133,330	141,130	147,930
Computer and mathematical	75,940	76,320	76,000	74,550	77,980	81,700	86,370	88,120	86,510	88,030	90,870
Architecture and engineering	53,820	52,920	52,680	52,890	54,890	57,230	59,050	56,490	52,660	50,880	51,330
Life, physical, and social science	25,120	23,000	24,130	27,180	28,390	28,770	28,750	28,540	25,150	25,530	26,790
Community and social services	22,820	22,500	24,210	25,030	26,380	27,650	28,990	30,270	29,450	29,680	30,500
Legal	13,980	14,290	15,670	17,150	17,630	18,050	19,060	18,880	19,480	20,520	20,840
Education, training, and library	119,410	116,810	115,400	117,540	120,890	125,450	129,720	129,840	131,690	131,390	132,020
Arts, design, entertainment, sports, and media	29,060	29,350	30,360	30,090	31,630	38,110	40,380	40,610	37,760	37,340	35,310
Healthcare practitioners and technical	86,450	87,190	95,050	96,110	99,920	102,840	109,080	112,440	114,240	114,970	117,620
Healthcare support	41,410	39,620	39,580	39,850	41,610	44,880	46,850	49,850	53,730	55,870	55,880
Protective service	45,040	44,320	45,840	46,490	46,580	48,090	48,520	50,200	52,660	54,440	55,390
Food preparation and serving-related	185,510	188,510	191,740	195,260	197,070	202,150	207,720	206,780	202,670	207,680	211,710
Building and grounds cleaning and maintenance	73,830	69,980	73,080	73,390	76,160	76,050	78,900	76,260	74,070	72,670	75,000
Personal care and service	47,280	52,480	55,510	58,120	60,700	60,010	63,020	59,580	56,220	59,630	64,130
Sales and related	243,610	242,850	247,990	249,260	257,450	259,120	262,520	247,610	241,880	242,480	249,970
Office and administrative support	381,410	376,770	372,790	372,530	372,340	381,530	381,880	368,620	350,850	352,370	358,340
Farming, fishing, and forestry	3,900	5,160	5,000	4,910	3,450	3,620	3,430	3,210	3,290	3,270	3,670
Construction and extraction	132,630	124,480	128,890	130,190	141,740	146,010	150,410	131,390	108,540	103,900	105,010
Installation, maintenance, and repair	88,300	88,010	86,200	87,800	89,030	90,110	92,640	88,870	83,570	83,520	85,050
Production	112,280	106,880	106,820	104,490	103,820	102,730	103,660	94,350	90,210	92,740	94,680
Transportation and material moving	136,480	133,690	135,170	134,290	137,740	138,010	135,640	124,640	118,340	118,010	119,050

*Beginning in 2002, OES data were collected in biannual rather than annual surveys, and during 2002-2004 estimates were published biennially. In these tables, 2002-2004 data are from the November survey and 2005-2012 data are from the May survey.

Table 4b. Average Hourly Wage in Major Occupational Groups (Colorado, 2002-2012)**

SOC Major Occupational Group	2002*	2003*	2004*	2005*	2006*	2007*	2008*	2009*	2010*	2011*	2012*
Management	\$39.01	\$41.34	\$42.41	\$42.81	\$43.87	\$46.93	\$47.96	\$49.31	\$51.67	\$53.47	\$54.57
Business and financial operations	\$26.49	\$27.74	\$28.22	\$28.85	\$30.23	\$32.37	\$32.49	\$32.67	\$32.89	\$33.47	\$33.67
Computer and mathematical	\$31.48	\$32.69	\$33.94	\$34.06	\$34.61	\$37.98	\$38.36	\$39.34	\$39.19	\$39.11	\$40.39
Architecture and engineering	\$28.76	\$30.13	\$31.79	\$32.18	\$33.70	\$36.61	\$37.40	\$38.32	\$38.51	\$38.94	\$40.06
Life, physical, and social science	\$24.86	\$27.50	\$28.87	\$29.33	\$29.35	\$31.73	\$32.10	\$33.26	\$33.73	\$34.64	\$34.54
Community and social services	\$17.12	\$17.94	\$18.54	\$18.50	\$18.82	\$19.67	\$19.57	\$19.94	\$20.70	\$21.06	\$21.17
Legal	\$34.22	\$33.49	\$34.65	\$37.02	\$38.16	\$41.52	\$43.16	\$45.20	\$44.24	\$46.97	\$47.89
Education, training, and library	\$19.22	\$18.85	\$19.67	\$19.94	\$21.14	\$22.24	\$22.42	\$22.88	\$23.61	\$23.90	\$24.23
Arts, design, entertainment, sports, and media	\$21.12	\$21.24	\$20.89	\$20.64	\$21.14	\$22.10	\$22.94	\$23.68	\$23.77	\$23.66	\$23.51
Healthcare practitioners and technical	\$26.96	\$28.39	\$29.56	\$29.12	\$30.57	\$32.51	\$32.98	\$34.38	\$35.15	\$35.53	\$36.02
Healthcare support	\$12.01	\$12.56	\$12.59	\$12.82	\$13.05	\$13.98	\$14.02	\$14.21	\$14.04	\$14.10	\$14.20
Protective service	\$17.70	\$18.98	\$19.12	\$18.88	\$18.94	\$19.88	\$20.19	\$20.94	\$20.88	\$20.82	\$20.72
Food preparation and serving-related	\$8.95	\$8.82	\$8.96	\$8.87	\$8.98	\$9.90	\$10.28	\$10.54	\$10.63	\$10.51	\$10.51
Building and grounds cleaning and maintenance	\$10.26	\$10.54	\$10.75	\$10.99	\$11.35	\$12.01	\$11.87	\$11.96	\$12.12	\$12.43	\$12.42
Personal care and service	\$10.45	\$10.64	\$11.00	\$11.20	\$11.36	\$12.69	\$12.13	\$12.60	\$12.61	\$12.45	\$12.35
Sales and related	\$15.80	\$16.27	\$16.71	\$16.98	\$17.66	\$18.38	\$18.83	\$18.84	\$19.12	\$19.47	\$19.41
Office and administrative support	\$14.08	\$14.50	\$15.02	\$15.18	\$15.39	\$16.20	\$16.38	\$16.76	\$16.89	\$17.18	\$17.18
Farming, fishing, and forestry	\$9.91	\$10.47	\$10.57	\$10.94	\$10.79	\$11.35	\$12.33	\$12.87	\$13.20	\$13.27	\$13.47
Construction and extraction	\$17.38	\$17.83	\$18.05	\$18.09	\$18.22	\$19.42	\$19.59	\$20.21	\$20.50	\$20.92	\$21.12
Installation, maintenance, and repair	\$17.89	\$18.73	\$18.85	\$18.99	\$19.37	\$20.18	\$20.30	\$20.94	\$21.16	\$21.60	\$21.74
Production	\$13.67	\$14.27	\$14.54	\$14.75	\$15.07	\$15.63	\$15.76	\$16.35	\$16.67	\$16.98	\$17.07
Transportation and material moving	\$13.91	\$14.42	\$14.50	\$14.97	\$15.05	\$16.30	\$16.07	\$16.28	\$16.42	\$16.70	\$17.17

*Beginning in 2002, OES data were collected in biannual rather than annual surveys, and during 2002-2004 estimates were published biennially. In these tables, 2002-2004 data are from the November survey and 2005-2012 data are from the May survey.

**Unadjusted historical data

**Table 4c. Employment Change in Major Occupational Groups
(Colorado, 2002-2012)**

SOC Major Occupational Group	Employment change (%)
Business and financial operations	65.64%
Legal	49.07%
Healthcare practitioners and technical	36.06%
Personal care and service	35.64%
Healthcare support	34.94%
Community and social services	33.65%
Protective service	22.98%
Arts, design, entertainment, sports, and media	21.51%
Computer and mathematical	19.66%
Food preparation and serving-related	14.12%
Education, training, and library	10.56%
Life, physical, and social science	6.65%
Sales and related	2.61%
Building and grounds cleaning and maintenance	1.58%
Installation, maintenance, and repair	-3.68%
Architecture and engineering	-4.63%
Farming, fishing, and forestry	-5.90%
Office and administrative support	-6.05%
Transportation and material moving	-12.77%
Production	-15.68%
Construction and extraction	-20.82%
Management	-21.88%

**Table 4d. Wage Change in Major Occupational Groups
(Colorado, 2002-2012)**

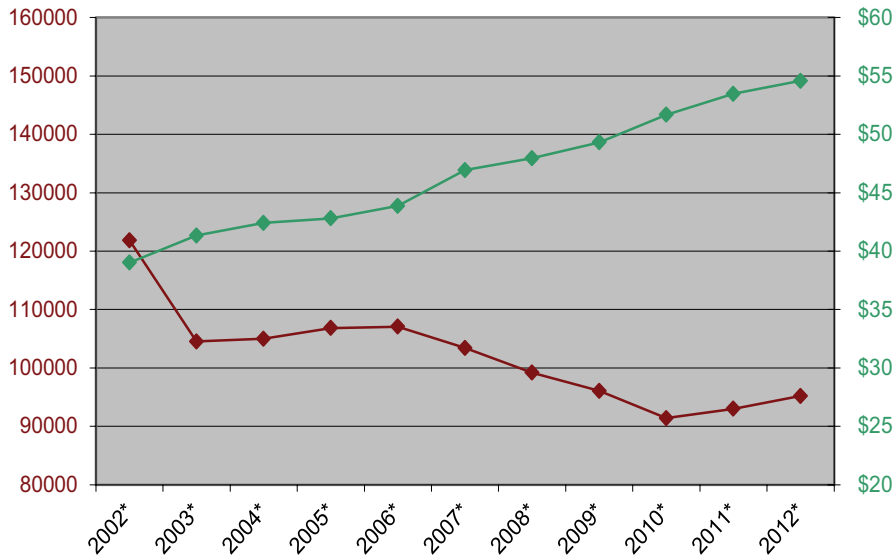
SOC Major Occupational Group	Mean hourly wage change (%)
Legal	39.95%
Management	39.89%
Architecture and engineering	39.29%
Life, physical, and social science	38.94%
Farming, fishing, and forestry	35.92%
Healthcare practitioners and technical	33.61%
Computer and mathematical	28.30%
Business and financial operations	27.10%
Education, training, and library	26.07%
Production	24.87%
Community and social services	23.66%
Transportation and material moving	23.44%
Sales and related	22.85%
Office and administrative support	22.02%
Installation, maintenance, and repair	21.52%
Construction and extraction	21.52%
Building and grounds cleaning and maintenance	21.05%
Healthcare support	18.23%
Personal care and service	18.18%
Food preparation and serving-related	17.43%
Protective service	17.06%
Arts, design, entertainment, sports, and media	11.32%

Table 4e. 2012 vs Adjusted 2002 Wage in Major Occupational Groups (Colorado, 2002-2012)

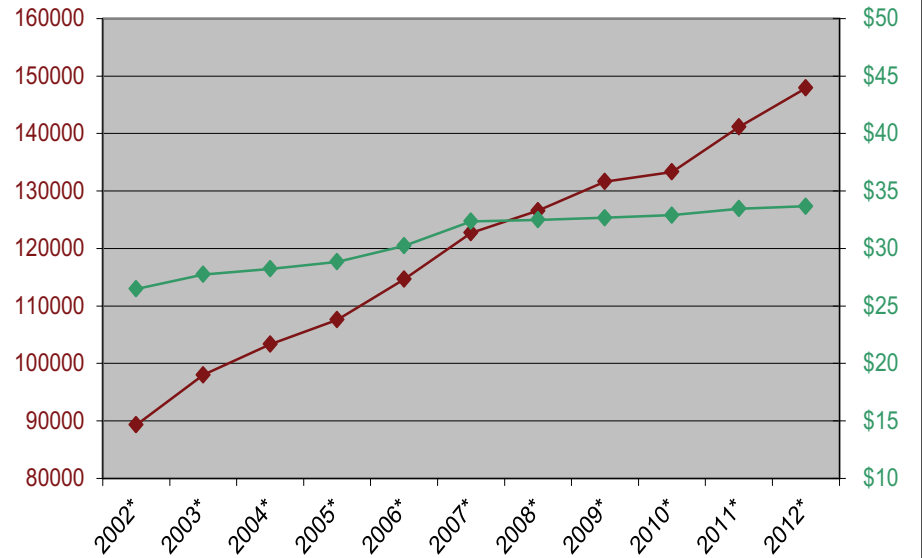
SOC Major Occupational Group	2002 adjusted wage*	2012 wage	2012 vs adjusted 2002	2012 vs adjusted 2002 (%)
Management	\$49.51	\$54.57	5.06	10.22%
Business and financial operations	\$33.62	\$33.67	0.05	0.15%
Computer and mathematical	\$40.71	\$40.39	-0.32	-0.79%
Architecture and engineering	\$37.19	\$40.06	2.87	7.72%
Life, physical, and social science	\$32.15	\$34.54	2.39	7.43%
Community and social services	\$22.14	\$21.17	-0.97	-4.38%
Legal	\$44.25	\$47.89	3.64	8.23%
Education, training, and library	\$24.86	\$24.23	-0.63	-2.53%
Arts, design, entertainment, sports, and media	\$27.31	\$23.51	-3.8	-13.91%
Healthcare practitioners and technical	\$34.87	\$36.02	1.15	3.30%
Healthcare support	\$14.94	\$14.20	-0.74	-4.95%
Protective service	\$22.02	\$20.72	-1.3	-5.90%
Food preparation and serving-related	\$11.13	\$10.51	-0.62	-5.57%
Building and grounds cleaning and maintenance	\$12.76	\$12.42	-0.34	-2.66%
Personal care and service	\$13.00	\$12.35	-0.65	-5.00%
Sales and related	\$19.68	\$19.41	-0.27	-1.37%
Office and administrative support	\$17.94	\$17.18	-0.76	-4.24%
Farming, fishing, and forestry	\$12.49	\$13.47	0.98	7.85%
Construction and extraction	\$21.95	\$21.12	-0.83	-3.78%
Installation, maintenance, and repair	\$22.47	\$21.74	-0.73	-3.25%
Production	\$16.82	\$17.07	0.25	1.49%
Transportation and material moving	\$17.21	\$17.17	-0.04	-0.23%

*Wages adjusted using national employer cost index (ECI) factors.

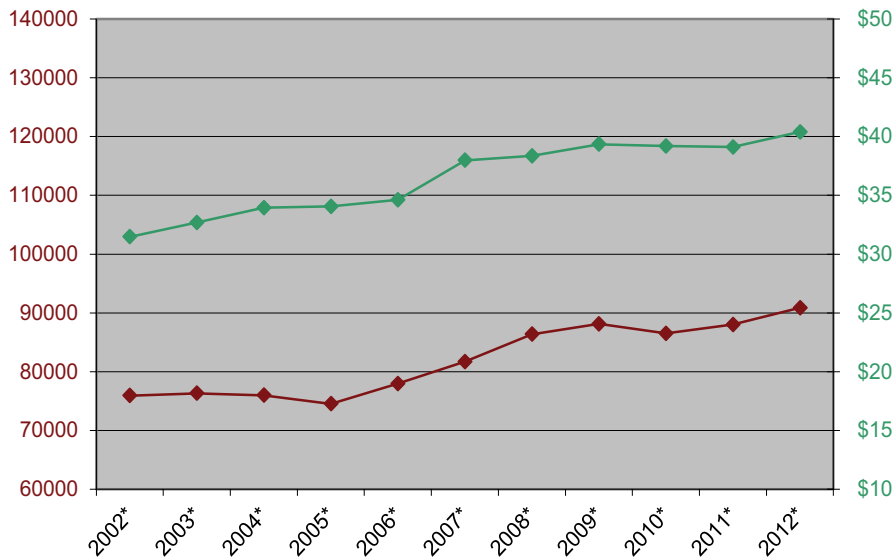
Historical Figure 1. Employment and hourly mean wage 2002-2012 Management occupations



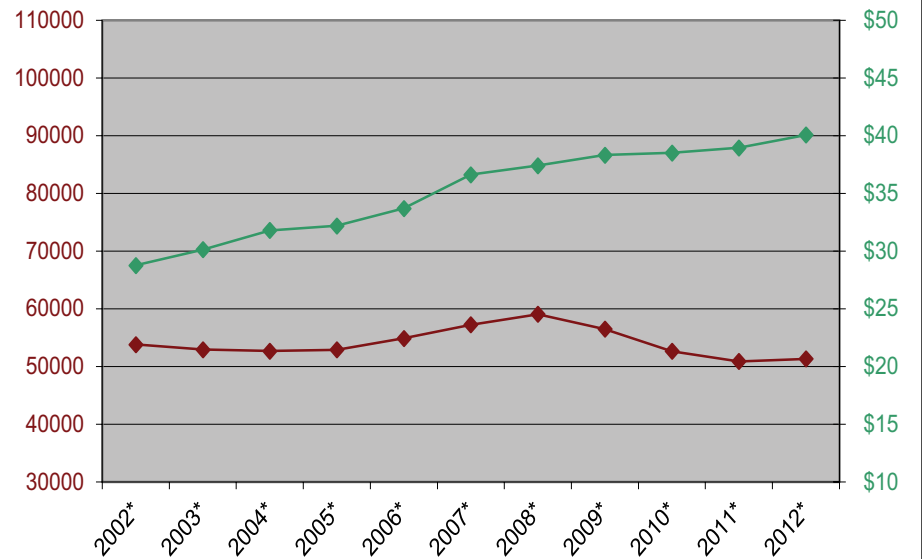
Historical Figure 2. Employment and hourly mean wage 2002-2012 Business and financial operations occupations



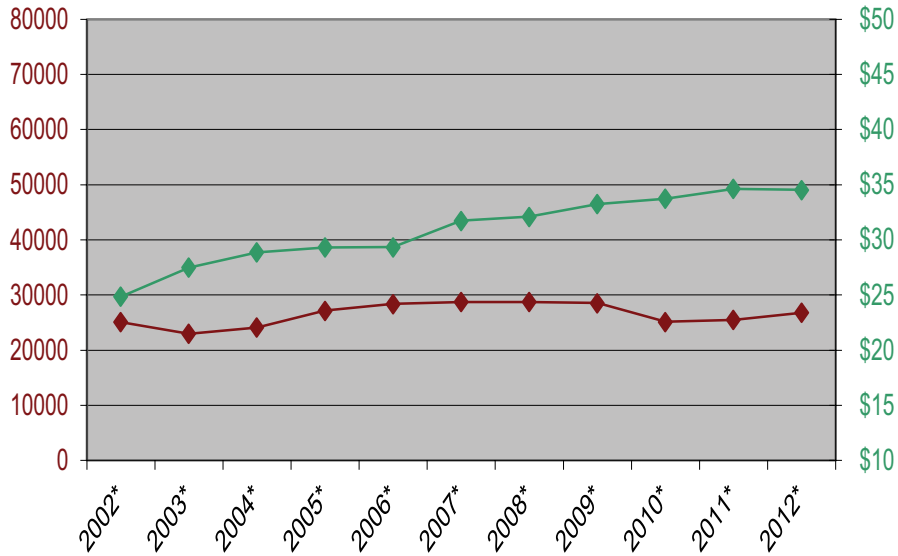
Historical Figure 3. Employment and hourly mean wage 2002-2012 Computer & mathematical occupations



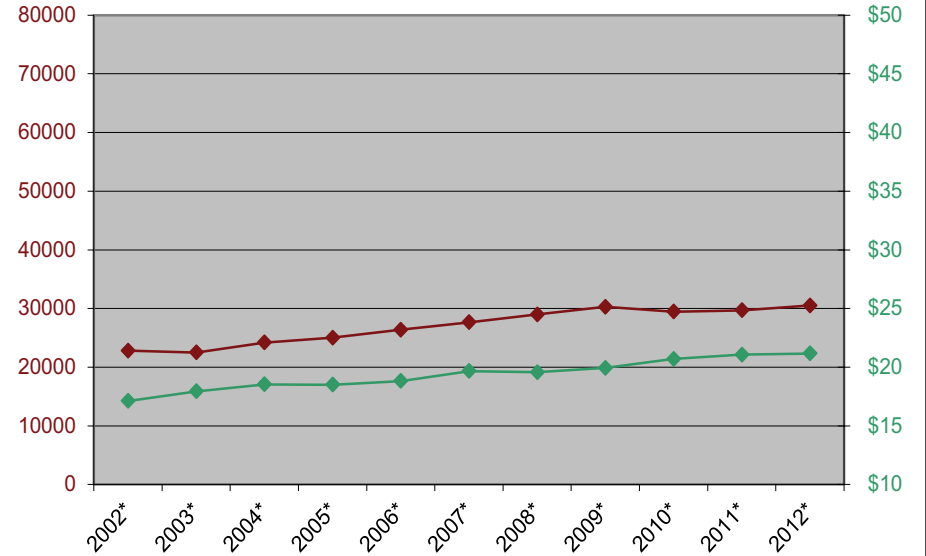
Historical Figure 4. Employment and hourly mean wage 2002-2012 Architecture & engineering occupations



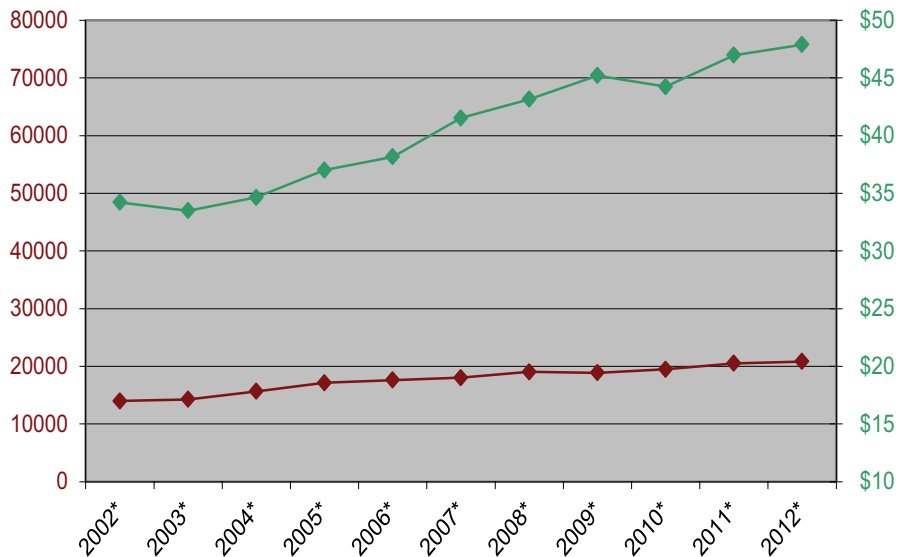
Historical Figure 5. Employment and hourly mean wage 2002-2012 Life, physical, & social science occupations



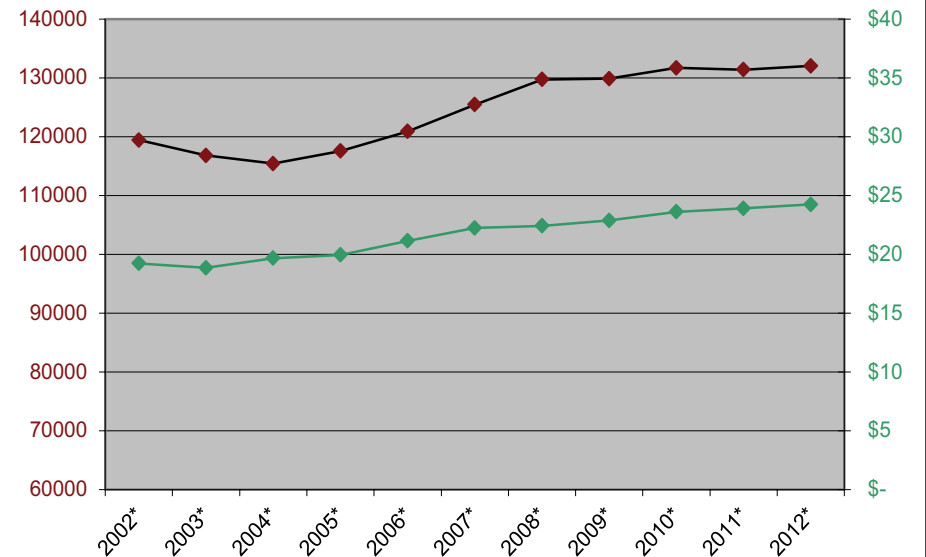
Historical Figure 6. Employment and hourly mean wage 2000-2011 Community & social services occupations



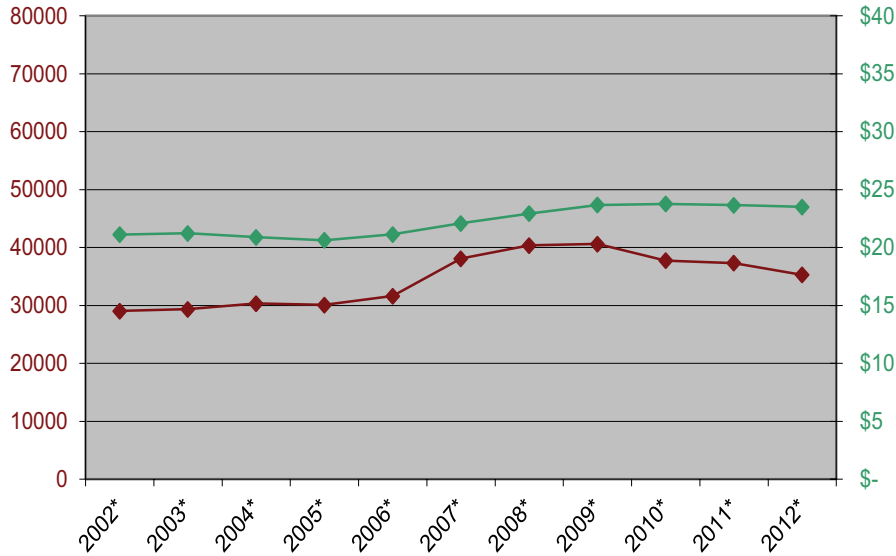
Historical Figure 7. Employment and hourly mean wage 2002-2012 Legal occupations



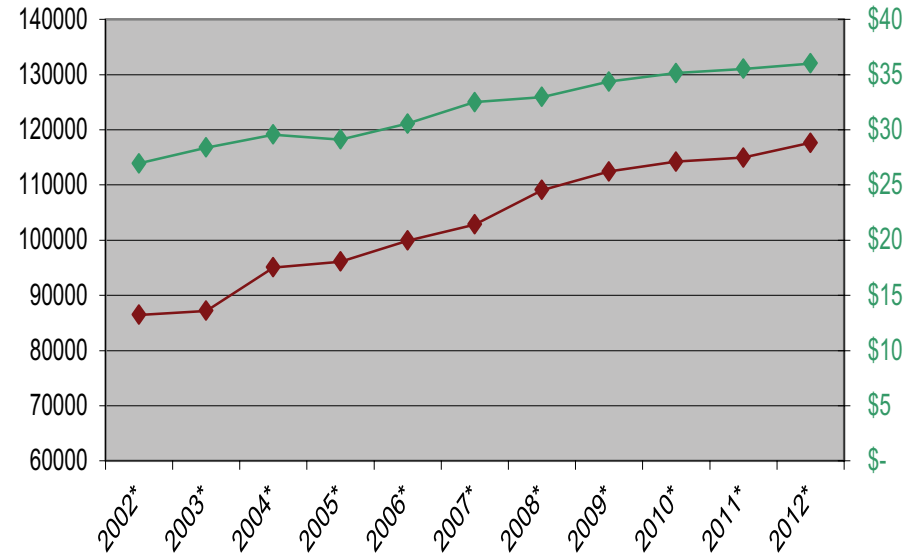
Historical Figure 8. Employment and hourly mean wage 2002-2012 Education, training, & library occupations



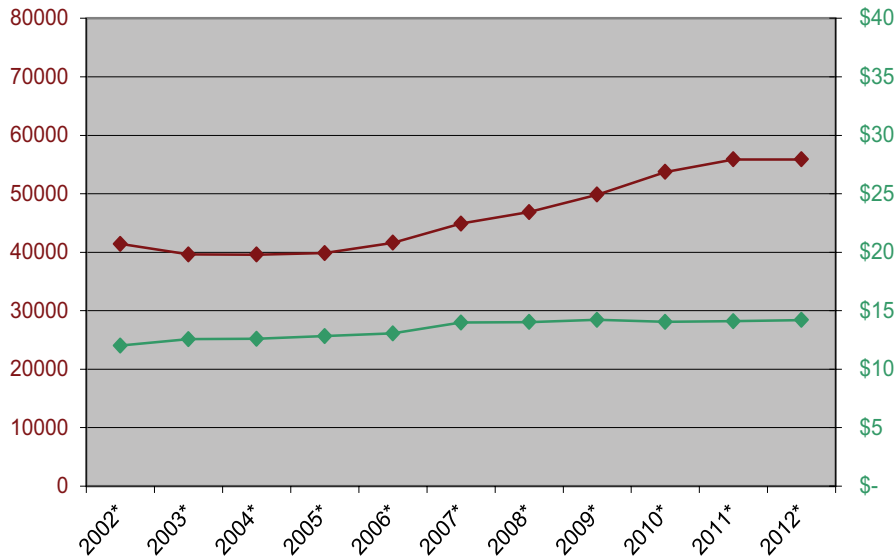
Historical Figure 9. Employment and hourly mean wage
2002-2012 Arts, design, entertainment, sports, & media occupations



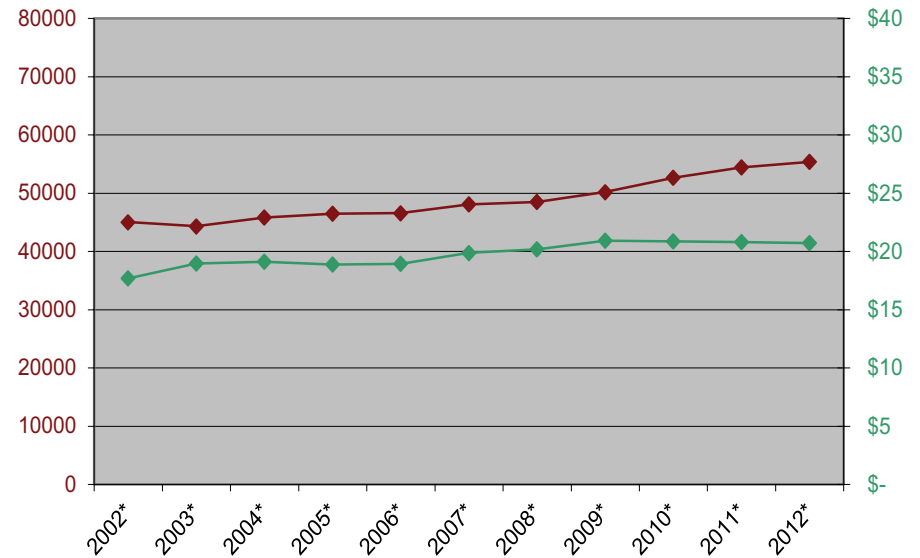
Historical Figure 10. Employment and hourly mean wage
2002-2012 Healthcare practitioners & technical occupations



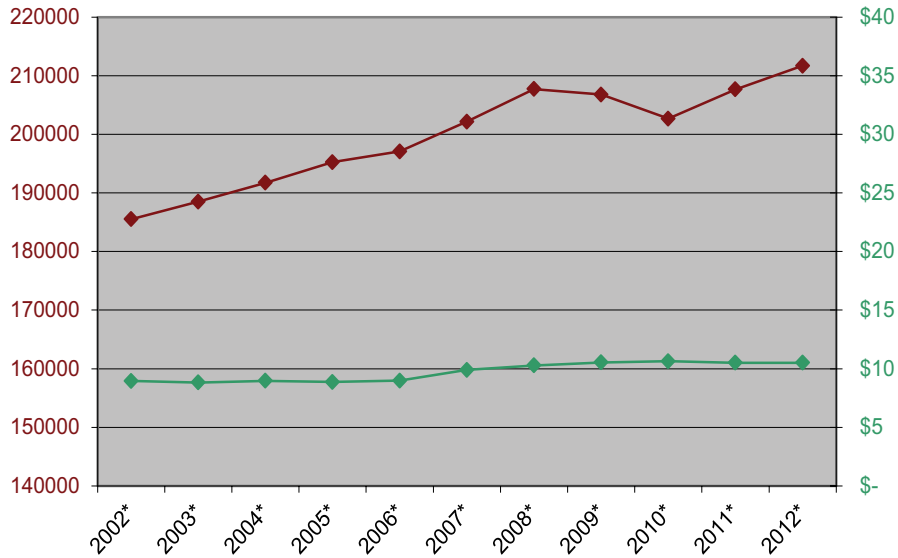
Historical Figure 11. Employment and hourly mean wage
2002-2012 Healthcare support occupations



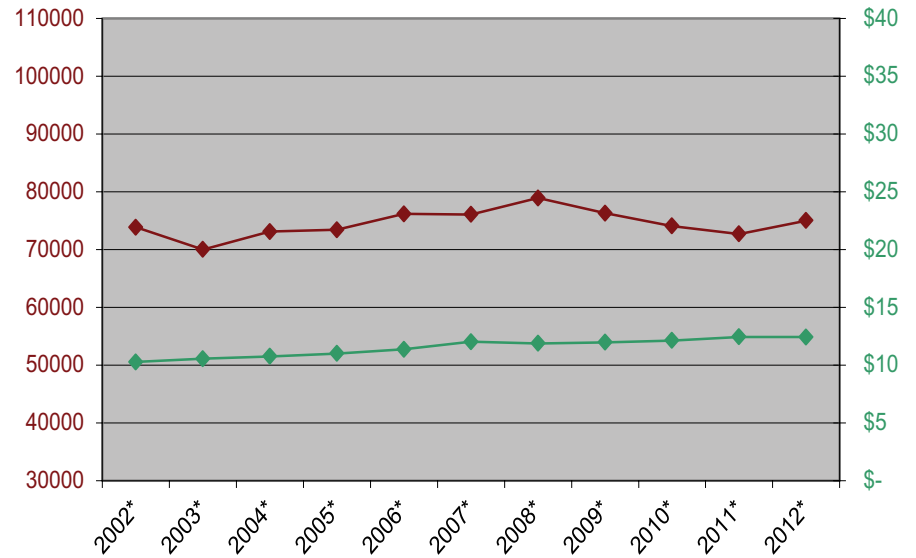
Historical Figure 12. Employment and hourly mean wage
2002-2012 Protective service occupations



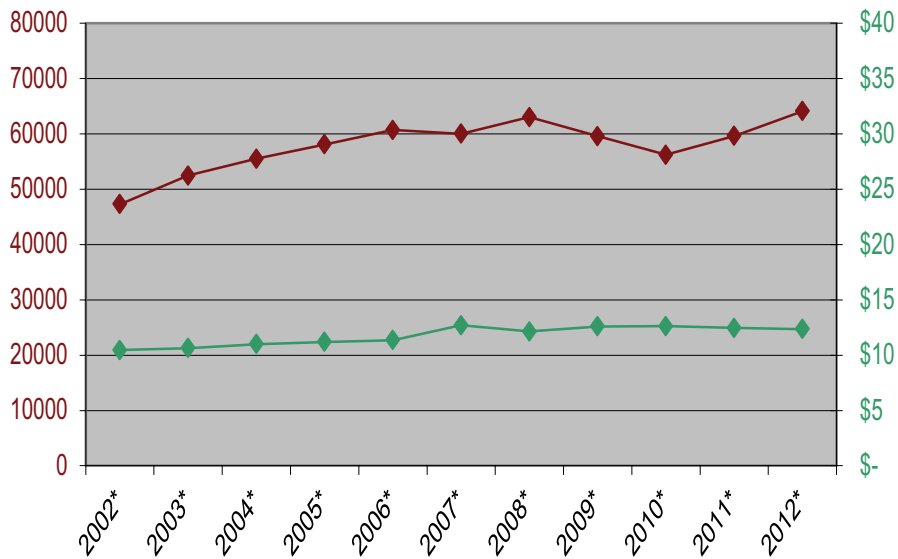
Historical Figure 13. Employment and hourly mean wage 2002-2012 Food preparation & serving-related occupations



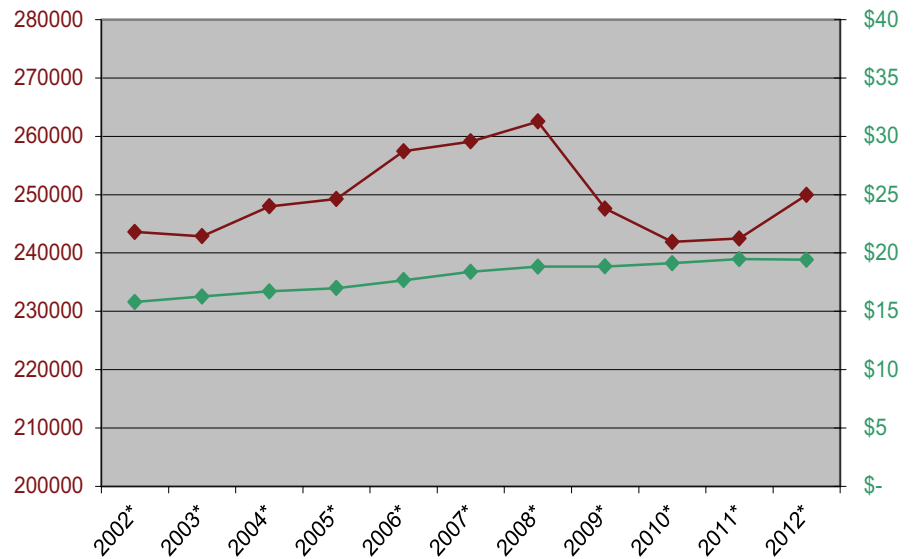
Historical Figure 14. Employment and hourly mean wage 2002-2012 Building & grounds cleaning & maintenance occupations



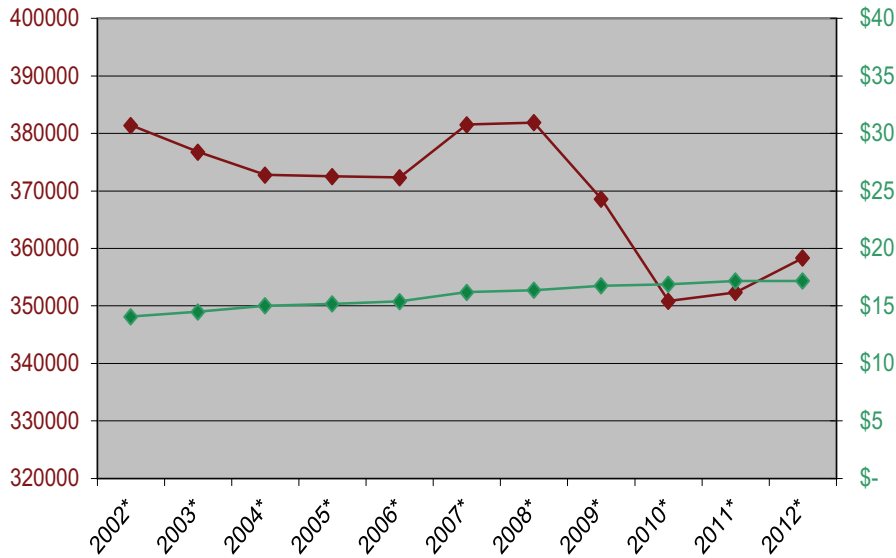
Historical Figure 15. Employment and hourly mean wage 2002-2012 Personal care & service occupations



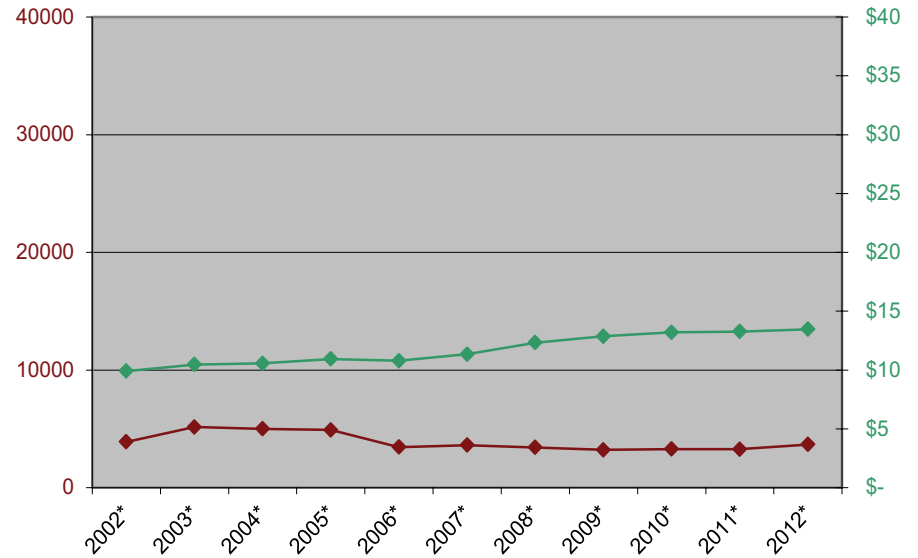
Historical Figure 16. Employment and hourly mean wage 2002-2012 Sales & related occupations



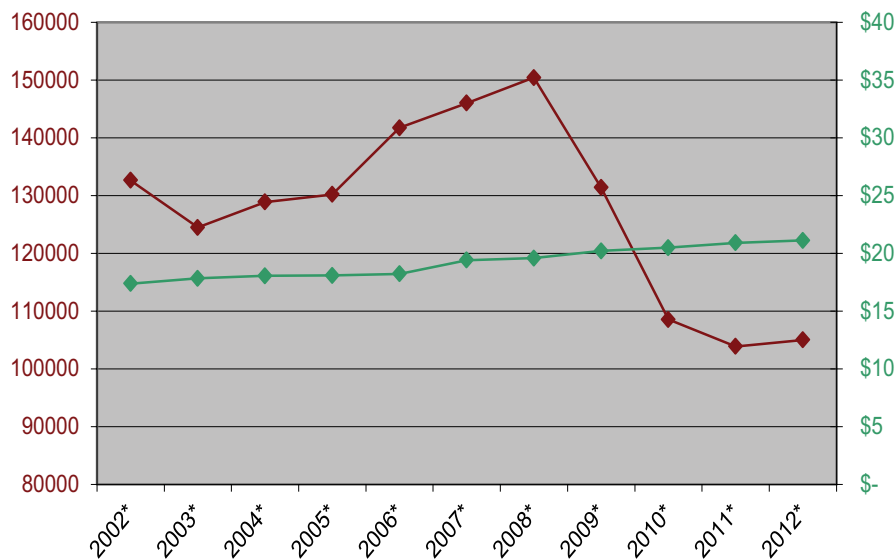
Historical Figure 17. Employment and hourly mean wage 2002-2012 Office & administrative support occupations



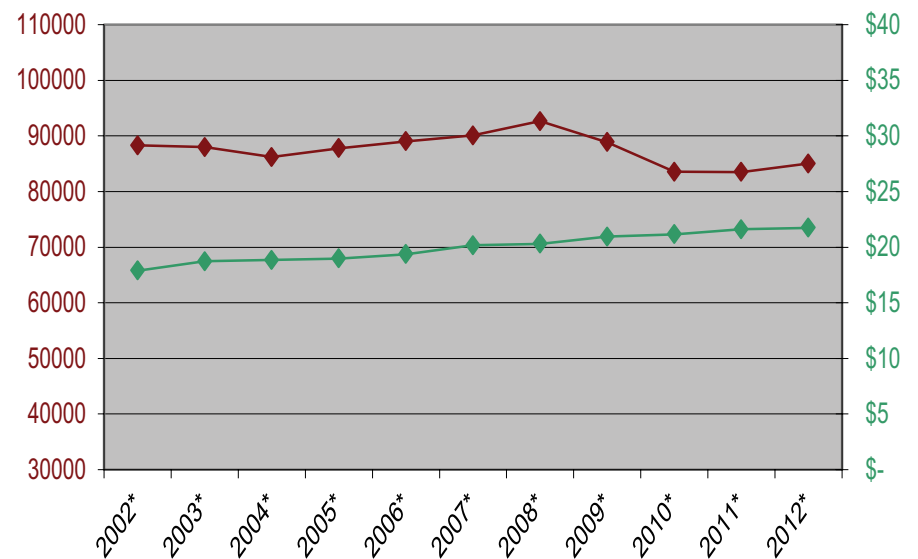
Historical Figure 18. Employment and hourly mean wage 2002-2012 Farming, fishing, & forestry occupations



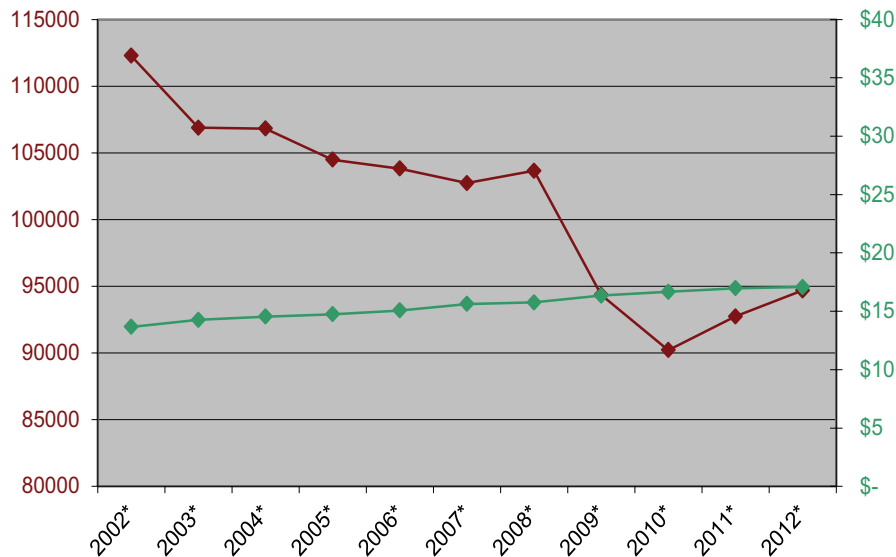
Historical Figure 19. Employment and hourly mean wage 2002-2012 Construction & extraction occupations



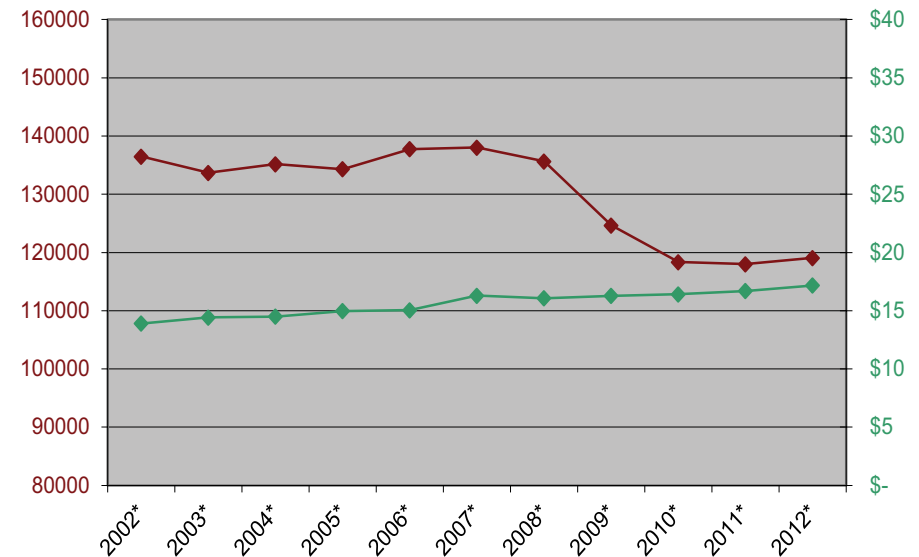
Historical Figure 20. Employment and hourly mean wage 2002-2012 Installation, maintenance, & repair occupations



Historical Figure 21. Employment and hourly mean wage
2002-2012 Production occupations



Historical Figure 22. Employment and hourly mean wage
2002-2012 Transportation & material moving occupations



Historical Employment Gains and Losses

The 2012 Colorado OES estimates indicate an overall employment increase of 96,740 compared to the 2002 estimates. It is important to note that this increase was not a linear trend. Table 3 shows that total covered employment in Colorado decreased from 2,129,430 in 2002 to a low of 2,097,650 in 2003, and then rose to a high of 2,302,340 in 2008 before decreasing by approximately 76,000 from 2008 to 2012.

When comparing 2012 employment with that in 2002, the **business and financial operations** category showed the largest total and percentage employment increases of any group with a net gain of 58,620 (+65 percent), followed by **healthcare practitioners and technical** with a 31,170 increase

(+36 percent) in the same period (tables 3 and 4c). The biggest job-shedding major occupational group over the period was **construction and extraction** (27,620 losses, -21 percent) followed closely by **management** with a loss of 26,660 jobs (-22 percent) and **office and administrative support** (-23,070, -6.05%). Other declining occupational groups included **production** (-17,600 losses, -16 percent) and **transportation and material moving** (17,430 losses, -13 percent)

Historical Wage and Employment Changes

There is no obvious relationship between overall wage changes and employment changes during 2002-2012. Occupational groups that increased salary over the time period were not necessarily those with increases in employment. Comparison

of wage and employment changes for all major occupational groups over the 10-year period yielded no relationship (correlation coefficient of -0.19).

Within major occupational groups, strong negative correlations between employment change and wage change were observed for **community and social services** (-0.90), **healthcare support** (-0.89), **management** (-0.84), **protective service** (-0.82), and **production** (-0.80) while a moderate negative correlation was observed for **arts, design, entertainment, sports and media** (-0.57). Strong positive correlations were observed for **legal** (0.88), and **healthcare practitioners and technical** (0.73) and a moderate positive correlation was observed for **office and administrative support** (0.55) (see tables 4a and 4b and historical figures 1-22).

Top 20 Occupations by Employment

The group of 20 occupations that employ the largest number of workers is very similar to that seen in previous years, with only one new addition and some minor changes in ranking: compared to 2011, the top ten occupations remain the same. **Sales representatives, wholesale and manufacturing**

moved up one place to supplant **bookkeeping, accounting and auditing clerks** which fell one place to 12. **Cooks, restaurant and laborers and freight, stock, and material movers, hand** also switched places with cooks rising one place to 17. **Computer software engineers, applications** replaced **maintenance and repair workers, general**, at number 20.

Table 5. Top 20 Occupations by Employment (Colorado, May 2012)

SOC Occupational Title	Employment	Average Hourly Wage	Median Hourly Wage	Average Annual Wage	Median Annual Wage	Rank last year
Retail salespersons	77,050	\$13.04	\$10.88	\$27,126	\$22,622	1
Combined food preparation and serving workers, including fast food	59,150	\$9.06	\$8.80	\$18,851	\$18,306	2
Secretaries, except legal, medical, and executive	58,560	\$16.64	\$16.31	\$34,601	\$33,921	3
Cashiers	50,580	\$10.27	\$9.43	\$21,364	\$19,620	4
Waiters and waitresses	46,440	\$10.23	\$8.88	\$21,288	\$18,481	5
Customer service representatives	44,340	\$16.07	\$14.66	\$33,421	\$30,503	6
Registered nurses	41,390	\$32.65	\$32.22	\$67,922	\$67,013	7
General and operations managers	39,490	\$58.37	\$48.72	\$121,406	\$101,332	8
Business operations specialists, all other	38,460	\$33.94	\$31.54	\$70,585	\$65,606	9
Janitors and cleaners, except maids and housekeeping cleaners	33,990	\$11.68	\$10.80	\$24,297	\$22,464	10
Sales representatives, wholesale and manufacturing, except technical and scientific products	32,420	\$32.17	\$26.66	\$66,923	\$55,445	12
Bookkeeping, accounting, and auditing clerks	32,030	\$17.33	\$16.70	\$36,053	\$34,727	11
Stock clerks and order fillers	30,060	\$12.70	\$11.57	\$26,408	\$24,074	14
Accountants and auditors	30,030	\$35.06	\$31.53	\$72,918	\$65,582	13
Office clerks, general	26,380	\$15.91	\$14.64	\$33,099	\$30,448	15
Elementary school teachers, except special education	23,360			\$49,782	\$47,377	16
Laborers and freight, stock, and material movers, hand	22,720	\$13.29	\$12.39	\$27,651	\$25,772	18
Cooks, restaurant	22,480	\$11.36	\$11.02	\$23,634	\$22,929	17
Truck drivers, heavy and tractor-trailer	22,130	\$20.08	\$19.41	\$41,757	\$40,380	19
Computer software engineers, applications	20,590	\$44.22	\$43.50	\$91,974	\$90,471	--

Top 20 Occupations by Wage

Health professions such as **anesthesiologists, obstetricians and gynecologists, and surgeons** dominate the 20 occupations that earn the highest wages. New to the top 20 in 2012 are **orthodontists and oral**

and maxillofacial surgeons at number one and two respectively. **Nurse anesthetists** at number 12 are also new to the list in 2012. Occupations that dropped off the top 20 are **architectural and engineering managers, computer and information systems managers, and natural science managers.**

Table 6. Top 20 Occupations by Wage (Colorado, May 2012)

SOC Occupational Title	Employment	Average Hourly Wage	Median Hourly Wage	Average Annual Wage	Median Annual Wage	Rank last year
Orthodontists	NA	\$121.08	NA	\$251,842	NA	--
Oral and maxillofacial surgeons	NA	\$119.72	NA	\$249,024	NA	--
Anesthesiologists	NA	\$113.70	NA	\$236,497	NA	1
Surgeons	790	\$109.12	NA	\$226,972	NA	2
Internists, general	580	\$100.51	NA	\$209,058	NA	9
Physicians and surgeons, all other	3,140	\$97.49	NA	\$202,775	NA	4
Obstetricians and gynecologists	410	\$95.78	\$89.22	\$199,226	\$185,573	3
Psychiatrists	400	\$89.87	\$89.67	\$186,937	\$186,517	8
Podiatrists	100	\$87.57	NA	\$182,140	NA	6
Chief executives	1,120	\$84.65	\$75.33	\$176,077	\$156,695	7
Family and general practitioners	2,740	\$80.53	\$76.14	\$167,510	\$158,367	5
Nurse anesthetists	90	\$75.58	\$76.37	\$157,214	\$158,856	--
Pediatricians, general	330	\$70.60	\$64.71	\$146,858	\$134,590	10
Engineering managers	2,890	\$69.31	\$65.60	\$144,158	\$136,443	12
Athletes and sports competitors	230	NA	NA	\$141,023	\$112,066	--
Petroleum engineers	1,400	\$65.88	\$62.63	\$137,030	\$130,276	20
Dentists, all other specialists	50	\$65.48	\$64.31	\$136,201	\$133,772	13
Law teachers, postsecondary	300	NA	NA	\$135,778	\$129,605	--
Financial managers	5,000	\$65.18	\$59.86	\$135,579	\$124,518	15
Marketing managers	2,180	\$64.30	\$60.56	\$133,738	\$125,965	19

Bottom 20 Occupations by Wage

Among occupations with at least 1,000 workers statewide, those with the lowest average hourly wages are dominated by occupations in the food

preparation and serving-related group: **counter attendants, dishwashers, fast food cooks, hosts and hostesses, dining room and cafeteria attendants, and bartenders** are all found in the ten lowest-earning occupations.

Table 7. Bottom 20 Occupations* by Wage (Colorado, May 2012)

SOC Occupational Title	Employment	Average Hourly Wage	Median Hourly Wage	Average Annual Wage	Median Annual Wage	Rank last year
Counter attendants, cafeteria, food concession, and coffee shop	6,150	\$ 8.89	\$ 8.76	\$ 18,491	\$ 18,226	1
Dishwashers	8,330	\$ 8.96	\$ 8.87	\$ 18,627	\$ 18,447	2
Cooks, fast food	4,910	\$ 9.00	\$ 8.80	\$ 18,715	\$ 18,310	3
Combined food preparation and serving workers, including fast food	59,150	\$ 9.06	\$ 8.80	\$ 18,851	\$ 18,306	6
Hosts and hostesses, restaurant, lounge, and coffee shop	7,870	\$ 9.10	\$ 8.90	\$ 18,938	\$ 18,510	8
Gaming dealers	1,340	\$ 9.15	\$ 8.68	\$ 19,030	\$ 18,048	7
Ushers, lobby attendants, and ticket takers	3,170	\$ 9.24	\$ 9.07	\$ 19,209	\$ 18,866	4
Dining room and cafeteria attendants and bartender helpers	7,760	\$ 9.32	\$ 8.84	\$ 19,384	\$ 18,392	5
Amusement and recreation attendants	5,250	\$ 9.64	\$ 9.03	\$ 20,059	\$ 18,792	12
Personal and home care aides	15,100	\$ 9.64	\$ 9.45	\$ 20,052	\$ 19,659	10
Locker room, coatroom, and dressing room attendants	1,140	\$ 9.78	\$ 8.98	\$ 20,340	\$ 18,678	11
Lifeguards, ski patrol, and other recreational protective service workers	5,010	\$ 9.87	\$ 9.33	\$ 20,521	\$ 19,416	13
Maids and housekeeping cleaners	15,490	\$ 10.22	\$ 9.77	\$ 21,258	\$ 20,315	17
Waiters and waitresses	46,440	\$ 10.23	\$ 8.88	\$ 21,288	\$ 18,481	14
Packers and packagers, hand	4,770	\$ 10.26	\$ 9.15	\$ 21,336	\$ 19,036	--
Cashiers	50,580	\$ 10.27	\$ 9.43	\$ 21,364	\$ 19,620	16
Laundry and dry-cleaning workers	3,450	\$ 10.36	\$ 10.22	\$ 21,544	\$ 21,254	15
Food servers, nonrestaurant	5,310	\$ 10.36	\$ 9.75	\$ 21,541	\$ 20,272	19
Parking lot attendants	2,330	\$ 10.81	\$ 10.13	\$ 22,475	\$ 21,068	--
Food preparation workers	10,190	\$ 10.85	\$ 10.37	\$ 22,571	\$ 21,568	18

*Occupations with estimated employment of 1000 or more.

Percentile Hourly Wages by Major Occupational and Industry Groups

Tables 8a and 8b show percentile hourly wage distributions in occupational and industry groups. Ninety percent or more of workers in most professional occupational groups (**management; computer and mathematical; architecture and engineering; legal; life, physical, and social science; healthcare practitioners and technical; and business and financial operations**) earn more than \$15.00 hourly, while 50 percent in **community and social service, protective service, office and administrative support, and arts, design, entertainment sports and media** earn at least that much. Just 25 percent

of workers in **sales and related, healthcare support, and farming, fishing, and forestry** occupations and ten percent of workers in **food preparation and serving-related, personal care and service, and building and grounds cleaning and maintenance** occupations earn wages at the \$15/hour level or higher.

Similarly, 90 percent or more of workers in the **utilities and management of companies and enterprises** industries earn more than \$15.00 hourly, compared to 25 percent of workers in the **other services; administrative and support and waste management and remediation services; arts, entertainment, and recreation; retail trade; and agriculture, forestry, fishing, and hunting** industries and just ten percent of workers in the **accommodation and food services** industries.

Table 8a: Percentile Hourly Wages by Major Occupational Groups (Colorado, May 2012)

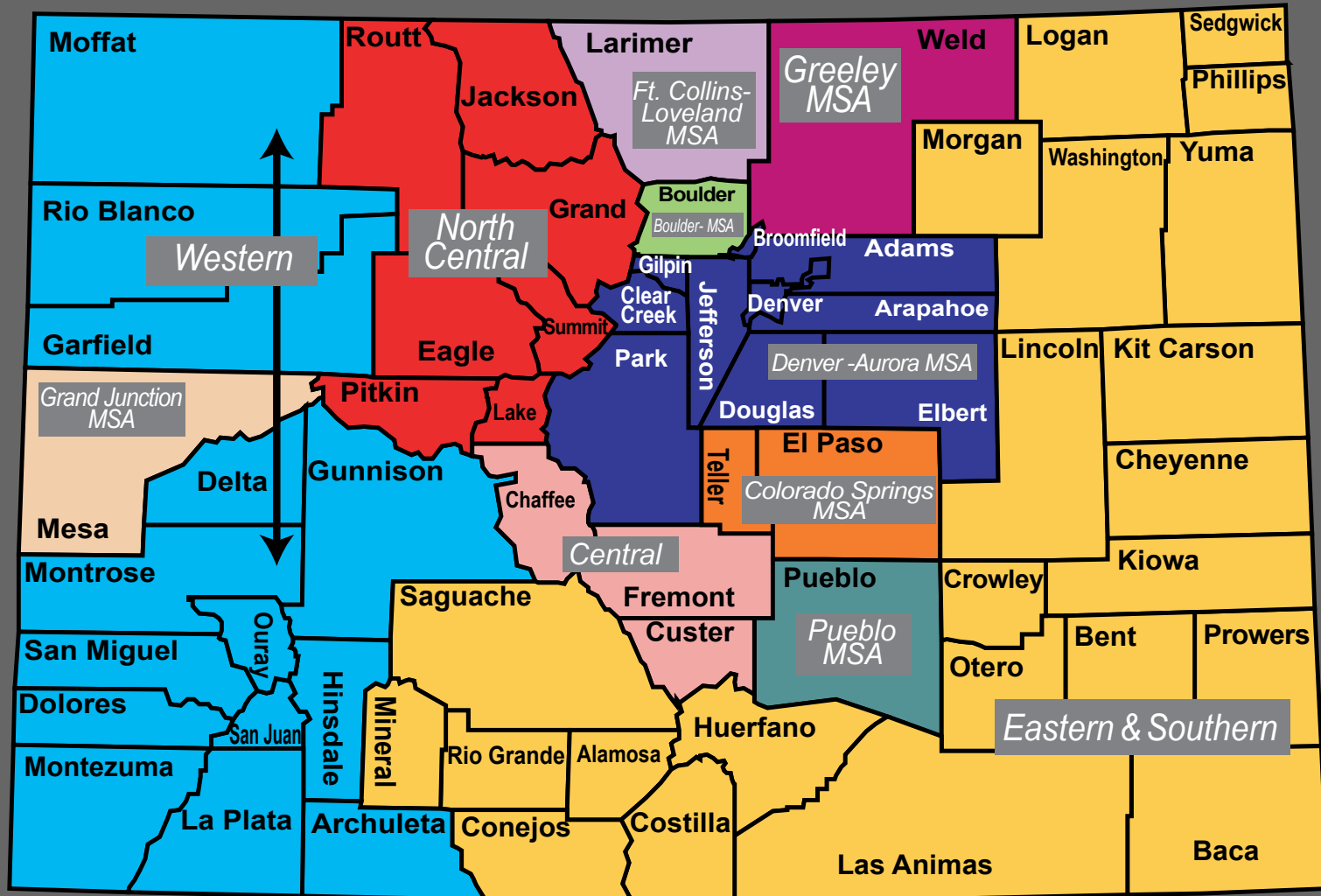
Major Occupational Group	Employment	Hourly Wage				
		10 th Percentile	25 th Percentile	50 th Percentile (Median)	75 th Percentile	90 th Percentile
Management	95,180	\$24.82	\$33.94	\$48.16	\$67.52	NA
Computer and mathematical	90,870	\$20.72	\$28.87	\$38.63	\$50.52	\$62.49
Architecture and engineering	51,330	\$21.13	\$27.76	\$36.93	\$49.69	\$63.20
Legal	20,840	\$18.27	\$24.26	\$35.82	\$63.16	NA
Healthcare practitioners and technical	117,620	\$16.12	\$23.17	\$31.15	\$41.07	\$56.92
Life, physical, and social science	26,790	\$15.84	\$21.49	\$30.83	\$43.78	\$57.96
Business and financial operations	147,930	\$16.82	\$22.57	\$30.70	\$41.43	\$53.80
Education, training, and library	132,020	\$11.57	\$15.64	\$21.28	\$28.98	\$37.31
Installation, maintenance, and repair	85,050	\$11.16	\$15.04	\$20.67	\$27.62	\$34.23
Arts, design, entertainment, sports, and media	35,310	\$9.37	\$12.94	\$20.01	\$29.34	\$41.10
Community and social services	30,500	\$11.65	\$14.74	\$19.68	\$25.86	\$33.12
Construction and extraction	105,010	\$12.19	\$15.13	\$19.20	\$25.90	\$32.89
Protective service	55,390	\$9.13	\$11.89	\$18.46	\$27.98	\$35.80
Office and administrative support	358,340	\$9.58	\$12.27	\$16.07	\$21.09	\$26.68
Production	94,680	\$9.13	\$11.26	\$15.28	\$20.81	\$28.02
Transportation and material moving	119,050	\$8.85	\$11.02	\$15.23	\$20.52	\$27.76
Sales and related	249,970	\$8.40	\$9.58	\$13.49	\$22.39	\$37.86
Healthcare support	55,880	\$9.32	\$10.89	\$13.38	\$16.68	\$20.57
Farming, fishing, and forestry	3,670	\$8.25	\$9.15	\$12.23	\$15.76	\$20.69
Building and grounds cleaning and maintenance	75,000	\$8.26	\$9.20	\$11.18	\$14.28	\$18.36
Personal care and service	64,130	\$8.12	\$8.83	\$10.44	\$13.81	\$19.87
Food preparation and serving-related	211,710	\$7.94	\$8.39	\$9.14	\$11.44	\$15.61

Table 8b: Percentile Hourly Wages by Major Industry Groups (Colorado, May 2012)

NAICS Sector	Employment	Hourly Wage				
		10 th Percentile	25 th Percentile	50 th Percentile (Median)	75 th Percentile	90 th Percentile
Utilities	8,250	\$17.73	\$24.11	\$31.84	\$39.81	\$47.77
Management of companies and enterprises	32,630	\$15.48	\$20.85	\$31.58	\$48.57	\$71.31
Professional, scientific, and technical services	174,770	\$13.58	\$20.14	\$31.34	\$47.68	\$67.21
Information	67,630	\$12.49	\$19.53	\$30.75	\$44.40	\$58.78
Mining	29,750	\$14.76	\$18.57	\$26.11	\$36.62	\$58.80
Public administration	171,850	\$11.54	\$17.25	\$24.12	\$34.22	\$45.85
Finance and insurance	99,510	\$12.07	\$15.94	\$22.50	\$34.96	\$53.77
Wholesale trade	92,860	\$10.89	\$14.65	\$21.17	\$33.23	\$52.19
Educational services	203,540	\$11.81	\$15.54	\$21.11	\$29.56	\$40.52
Construction	115,060	\$12.05	\$15.22	\$20.01	\$27.60	\$36.52
Transportation and warehousing	72,630	\$10.80	\$14.19	\$19.53	\$26.61	\$34.72
Manufacturing	130,230	\$10.23	\$13.55	\$19.03	\$29.37	\$46.34
Health care and social assistance	264,690	\$9.67	\$12.49	\$18.11	\$29.69	\$42.39
Real estate and rental and leasing	41,000	\$9.18	\$11.79	\$16.09	\$22.86	\$33.68
Other services (except public administration)	63,300	\$8.57	\$10.21	\$14.64	\$22.60	\$32.95
Administrative and support and waste management and remediation services	144,560	\$8.68	\$10.38	\$13.69	\$19.02	\$29.20
Arts, entertainment, and recreation	41,830	\$8.27	\$9.21	\$12.18	\$18.23	\$28.12
Retail trade	244,460	\$8.24	\$9.15	\$11.50	\$16.38	\$23.29
Agriculture, forestry, fishing and hunting	2,620	\$8.08	\$8.73	\$10.99	\$15.08	\$22.19
Accommodation and food services	225,080	\$7.96	\$8.45	\$9.25	\$12.00	\$17.47

May 2012 OES Data Estimating Area and Component Counties

Colorado — Occupational Employment Statistics (OES) Regions



MSA — Metropolitan Statistical Area
population 50,000+ or defined urbanized by US Census

Colorado Department of Labor & Employment
Labor Market Information

Regional Employment and Wages

The Denver-Aurora Metropolitan Statistical Area (MSA), with more than four times the employment of any other region of the State, ranks second in terms of both average and median wages (table 9 and figure 4). The Boulder

MSA, third largest in terms of employment, ranks first, while the Eastern and Southern Colorado Balance of State (BOS) Area, with the eighth-highest employment, ranks last in wages. (Regional definitions can be found in the **Technical Notes and Methodology** section and on the map on page 26.)

Figure 4. Average Hourly Wage by Region (Colorado, May 2012)

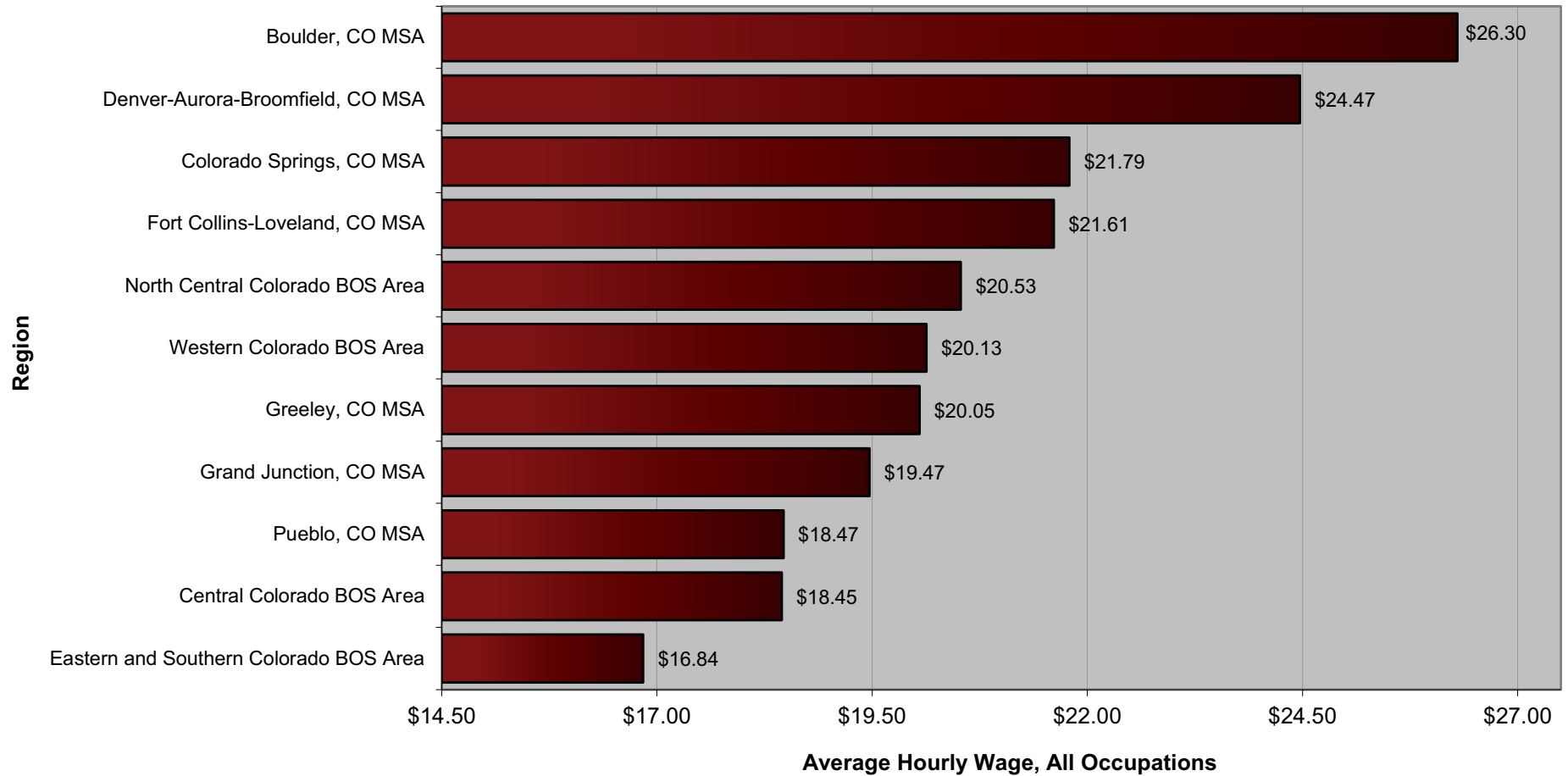


Table 9. Hourly and Annual Wages by Region (Colorado, May 2012)

Metropolitan Statistical Area (MSA) or Balance of State (BOS) Area	Employment	Average Hourly Wage	Median Hourly Wage	Entry* Hourly Wage	Experienced* Hourly Wage	Average Annual Wage	Median Annual Wage	Entry* Annual Wage	Experienced* Annual Wage
Boulder, CO MSA	159,450	\$26.30	\$19.89	\$10.70	\$34.10	\$54,708	\$41,363	\$22,250	\$70,936
Denver-Aurora-Broomfield, CO MSA	1,230,830	\$24.47	\$18.85	\$10.39	\$31.50	\$50,887	\$39,210	\$21,603	\$65,529
Colorado Springs, CO MSA	242,850	\$21.79	\$16.81	\$9.76	\$27.80	\$45,320	\$34,960	\$20,301	\$57,830
Fort Collins-Loveland, CO MSA	132,630	\$21.61	\$16.69	\$9.61	\$27.61	\$44,941	\$34,711	\$19,980	\$57,421
North Central Colorado BOS Area	73,500	\$20.53	\$16.70	\$10.46	\$25.57	\$42,707	\$34,729	\$21,761	\$53,180
Western Colorado BOS Area	101,620	\$20.13	\$16.72	\$10.09	\$25.15	\$41,879	\$34,786	\$20,993	\$52,322
Greeley, CO MSA	80,320	\$20.05	\$16.31	\$9.70	\$25.23	\$41,707	\$33,920	\$20,174	\$52,474
Grand Junction, CO MSA	57,920	\$19.47	\$15.81	\$9.53	\$24.44	\$40,498	\$32,879	\$19,821	\$50,837
Pueblo, CO MSA	54,540	\$18.47	\$14.78	\$8.81	\$23.29	\$38,408	\$30,743	\$18,322	\$48,451
Central Colorado BOS Area	19,680	\$18.45	\$15.84	\$9.13	\$23.11	\$38,378	\$32,937	\$18,989	\$48,072
Eastern and Southern Colorado BOS Area	66,220	\$16.84	\$13.87	\$8.90	\$20.81	\$35,032	\$28,842	\$18,512	\$43,291

** OES does not collect information on whether an individual wage is entry or experienced level. The estimate of an "entry" wage is the mean of the lower one-third and the estimate of an "experienced" wage is the mean of the upper two-thirds of the wage distribution.

Regional Employment and Wages in Major Occupational Groups

Tables 10a and 10b show employment and average hourly wages for the major occupational groups in each of the seven MSAs and four BOS areas.

The amount of variability in wages between regions is highest for occupations in the **management, legal, computer and mathematical, and life, physical, and social science** groups. With some exceptions, these groups tend to have higher wages in the Boulder, Denver, and Colorado Springs MSAs and lower wages in the Grand Junction and Greeley MSAs and in the Eastern and Southern Colorado BOS area. Occupational groups showing relatively little variation by region include **food preparation and serving-related, building and grounds maintenance and cleaning, and protective service**.

Table 10a. Employment by Region for Major Occupational Groups (Colorado, May 2012)

Major Occupational Group	Employment										
	Boulder MSA	Colorado Springs MSA	Denver-Aurora MSA	Fort Collins-Loveland MSA	Grand Junction MSA	Greeley MSA	Pueblo MSA	Eastern & Southern Colorado	Western Colorado	North Central Colorado	Central Colorado
All occupations	159,450	242,850	1,230,830	132,630	57,920	80,320	54,540	66,220	101,620	73,500	19,680
Management	7,480	10,000	55,910	5,130	1,940	3,030	1,570	2,560	3,430	3,170	550
Business and financial operations	10,970	16,300	96,930	6,340	2,150	3,510	1,720	2,100	3,590	3,390	590
Computer and mathematical	11,940	13,280	56,040	5,110	500	1,070	460	480	730	820	130
Architecture and engineering	5,820	6,010	29,370	4,420	820	1,350	810	370	1,300	920	130
Life, physical, and social science	4,690	1,620	13,410	2,560	600	440	340	490	1,810	680	210
Community and social services	2,500	4,020	14,040	1,840	1,010	1,080	1,510	1,870	1,740	580	360
Legal	1,210	1,540	14,810	530	400	420	NA	370	750	520	100
Education, training, and library	10,930	17,210	65,580	9,170	NA	6,090	3,340	5,370	6,660	3,340	1,220
Arts, design, entertainment, sports, and media	3,130	4,220	20,320	1,780	880	610	310	360	1,430	2,040	230
Healthcare practitioners and technical	8,290	13,780	62,260	8,370	3,640	3,590	4,810	3,570	5,630	2,490	1,230
Healthcare support	3,310	6,390	29,730	4,140	1,810	2,010	2,550	2,290	2,250	930	490
Protective service	2,080	6,120	29,650	2,390	1,180	1,750	1,930	2,880	2,810	2,160	2,470
Food preparation and serving-related	15,690	25,190	108,470	14,690	6,010	6,840	5,620	5,610	10,190	11,390	2,050
Building and grounds cleaning and maintenance	4,120	7,400	39,910	4,500	1,500	2,410	1,760	2,360	4,160	6,090	670
Personal care and service	4,310	6,160	37,190	3,380	1,760	1,540	1,610	1,710	2,730	2,750	810
Sales and related	17,160	25,350	141,830	16,350	7,340	7,810	5,810	6,020	11,370	8,190	2,020
Office and administrative support	24,210	41,200	202,650	19,270	9,150	11,040	10,090	11,150	16,690	9,550	2,830
Farming, fishing, and forestry	280	190	1,240	160	NA	390	NA	810	310	200	NA
Construction and extraction	3,600	8,860	50,030	5,800	5,400	7,770	2,340	3,830	9,790	6,150	1,100
Installation, maintenance, and repair	4,060	8,570	45,920	4,840	2,850	3,020	2,350	3,400	4,760	3,580	1,130
Production	8,480	8,860	46,260	7,220	2,130	8,150	2,790	4,100	3,780	1,460	610
Transportation and material moving	5,260	10,670	69,380	4,750	3,760	6,500	2,650	4,630	5,810	3,220	810

Table 10b. Average Hourly Wage by Region for Major Occupational Groups (Colorado, May 2012)

Major Occupational Group	Average Hourly Wage										
	Boulder MSA	Colorado Springs MSA	Denver-Aurora MSA	Fort Collins-Loveland MSA	Grand Junction MSA	Greeley MSA	Pueblo MSA	Eastern & Southern Colorado	Western Colorado	North Central Colorado	Central Colorado
All occupations	\$26.30	\$21.79	\$24.47	\$21.61	\$19.47	\$20.05	\$18.47	\$16.84	\$20.13	\$20.53	\$18.45
Management	\$61.63	\$49.25	\$58.35	\$50.05	\$43.25	\$52.01	\$40.94	\$34.32	\$42.18	\$44.46	\$38.46
Business and financial operations	\$35.37	\$32.32	\$34.72	\$30.41	\$28.31	\$30.28	\$28.06	\$25.61	\$29.86	\$29.83	\$26.11
Computer and mathematical	\$43.62	\$40.19	\$40.50	\$39.07	\$33.36	\$32.87	\$29.16	\$30.39	\$29.08	\$35.37	\$28.13
Architecture and engineering	\$42.78	\$36.24	\$40.96	\$41.34	\$33.15	\$36.38	\$40.29	\$32.98	\$35.78	\$33.66	\$31.70
Life, physical, and social science	\$43.44	\$35.23	\$34.51	\$30.36	\$27.83	\$30.31	\$34.07	\$25.25	\$26.73	\$26.29	\$26.66
Community and social services	\$20.87	\$21.06	\$22.29	\$20.68	\$19.31	\$20.88	\$18.98	\$17.62	\$19.55	\$21.86	\$23.66
Legal	\$47.26	\$38.40	\$50.90	\$37.88	\$37.11	\$36.02	\$32.90	\$31.77	\$38.32	\$53.73	\$33.76
Education, training, and library	\$26.11	\$22.21	\$26.19	\$24.36	NA	\$20.60	\$21.79	\$17.64	\$20.24	\$21.86	\$19.30
Arts, design, entertainment, sports, and media	\$24.42	\$23.70	\$25.00	\$23.43	\$16.98	\$18.03	\$16.85	\$17.78	\$17.86	\$18.37	\$15.41
Healthcare practitioners and technical	\$35.73	\$34.81	\$37.46	\$34.43	\$35.50	\$31.35	\$33.17	\$29.62	\$35.25	\$38.55	\$32.67
Healthcare support	\$15.92	\$13.88	\$14.55	\$13.64	\$12.72	\$13.58	\$12.03	\$12.02	\$14.75	\$17.08	\$12.32
Protective service	\$22.81	\$19.76	\$20.69	\$21.39	\$20.72	\$21.21	\$21.82	\$19.00	\$20.27	\$19.95	\$23.07
Food preparation and serving-related	\$10.88	\$9.94	\$10.67	\$9.91	\$10.05	\$9.55	\$9.87	\$9.61	\$10.61	\$11.97	\$10.70
Building and grounds cleaning and maintenance	\$13.37	\$12.21	\$12.12	\$12.24	\$13.12	\$12.99	\$11.78	\$10.75	\$12.85	\$14.27	\$11.40
Personal care and service	\$14.41	\$11.83	\$12.39	\$12.07	\$10.97	\$11.56	\$9.98	\$10.85	\$11.75	\$15.02	\$11.00
Sales and related	\$21.77	\$16.34	\$21.16	\$16.33	\$15.74	\$18.06	\$13.51	\$13.59	\$16.25	\$18.46	\$13.53
Office and administrative support	\$18.01	\$15.88	\$18.06	\$15.94	\$15.58	\$16.00	\$13.59	\$13.98	\$16.16	\$17.54	\$14.42
Farming, fishing, and forestry	\$14.41	\$13.99	\$13.08	\$13.18	\$12.01	\$13.64	NA	\$12.29	\$13.48	\$18.45	\$11.60
Construction and extraction	\$19.99	\$20.30	\$21.30	\$20.28	\$21.79	\$20.67	\$19.94	\$17.64	\$23.16	\$21.73	\$18.85
Installation, maintenance, and repair	\$21.27	\$20.65	\$22.31	\$21.66	\$20.46	\$19.79	\$20.46	\$19.24	\$22.69	\$22.12	\$20.23
Production	\$17.70	\$16.60	\$17.29	\$17.55	\$16.17	\$15.91	\$17.22	\$14.26	\$18.32	\$19.25	\$15.38
Transportation and material moving	\$18.64	\$15.17	\$17.55	\$15.25	\$16.64	\$17.14	\$15.29	\$14.05	\$19.05	\$17.60	\$15.40

Table 11: Comparing Occupational Wages by Areas (Colorado, May 2012)

Your Job Category	Where You Work	Average Wage		Your Job Category	Where You Work	Average Wage	
		Hourly	Annual			Hourly	Annual
Management Occupations	Boulder, CO MSA	\$61.63	\$128,196	Computer & Mathematical Occupations	Boulder, CO MSA	\$43.62	\$90,732
	Denver-Aurora-Broomfield, CO MSA	\$58.35	\$121,363		Denver-Aurora-Broomfield, CO MSA	\$40.50	\$84,243
	Colorado Statewide	\$54.57	\$113,515		Colorado Statewide	\$40.39	\$84,013
	Greeley, CO MSA	\$52.01	\$108,189		Colorado Springs, CO MSA	\$40.19	\$83,605
	Fort Collins-Loveland, CO MSA	\$50.05	\$104,096		Fort Collins-Loveland, CO MSA	\$39.07	\$81,268
	Colorado Springs, CO MSA	\$49.25	\$102,440		North Central BOS	\$35.37	\$73,573
	North Central BOS	\$44.46	\$92,481		Grand Junction, CO MSA	\$33.36	\$69,387
	Grand Junction, CO MSA	\$43.25	\$89,952		Greeley, CO MSA	\$32.87	\$68,372
	Western Colorado BOS	\$42.18	\$87,738		Eastern and Southern Colorado BOS	\$30.39	\$63,205
	Pueblo, CO MSA	\$40.94	\$85,154		Pueblo, CO MSA	\$29.16	\$60,647
	Central Colorado BOS	\$38.46	\$80,002		Western Colorado BOS	\$29.08	\$60,482
	Eastern and Southern Colorado BOS	\$34.32	\$71,389		Central Colorado BOS	\$28.13	\$58,504
Business & Financial Operations Occupations	Boulder, CO MSA	\$35.37	\$73,559	Architecture & Engineering Occupations	Boulder, CO MSA	\$42.78	\$88,985
	Denver-Aurora-Broomfield, CO MSA	\$34.72	\$72,220		Fort Collins-Loveland, CO MSA	\$41.34	\$85,983
	Colorado Statewide	\$33.67	\$70,025		Denver-Aurora-Broomfield, CO MSA	\$40.96	\$85,189
	Colorado Springs, CO MSA	\$32.32	\$67,228		Pueblo, CO MSA	\$40.29	\$83,805
	Fort Collins-Loveland, CO MSA	\$30.41	\$63,243		Colorado Statewide	\$40.06	\$83,316
	Greeley, CO MSA	\$30.28	\$62,980		Greeley, CO MSA	\$36.38	\$75,661
	Western Colorado BOS	\$29.86	\$62,112		Colorado Springs, CO MSA	\$36.24	\$75,388
	North Central BOS	\$29.83	\$62,045		Western Colorado BOS	\$35.78	\$74,424
	Grand Junction, CO MSA	\$28.31	\$58,877		North Central BOS	\$33.66	\$70,015
	Pueblo, CO MSA	\$28.06	\$58,370		Grand Junction, CO MSA	\$33.15	\$68,958
	Central Colorado BOS	\$26.11	\$54,317		Eastern and Southern Colorado BOS	\$32.98	\$68,605
	Eastern and Southern Colorado BOS	\$25.61	\$53,278		Central Colorado BOS	\$31.70	\$65,932

continued on next page

Your Job Category	Where You Work	Average Wage	
		Hourly	Annual
Life, Physical, & Social Science Occupations	Boulder, CO MSA	\$43.44	\$90,357
	Colorado Springs, CO MSA	\$35.23	\$73,276
	Colorado Statewide	\$34.54	\$71,841
	Denver-Aurora-Broomfield, CO MSA	\$34.51	\$71,773
	Pueblo, CO MSA	\$34.07	\$70,858
	Fort Collins-Loveland, CO MSA	\$30.36	\$63,154
	Greeley, CO MSA	\$30.31	\$63,037
	Grand Junction, CO MSA	\$27.83	\$57,880
	Western Colorado BOS	\$26.73	\$55,589
	Central Colorado BOS	\$26.66	\$55,455
	North Central BOS	\$26.29	\$54,681
	Eastern and Southern Colorado BOS	\$25.25	\$52,517

Community & Social Services Occupations	Central Colorado BOS	\$23.66	\$49,222
	Denver-Aurora-Broomfield, CO MSA	\$22.29	\$46,364
	North Central BOS	\$21.86	\$45,478
	Colorado Statewide	\$21.17	\$44,034
	Colorado Springs, CO MSA	\$21.06	\$43,797
	Greeley, CO MSA	\$20.88	\$43,430
	Boulder, CO MSA	\$20.87	\$43,402
	Fort Collins-Loveland, CO MSA	\$20.68	\$43,023
	Western Colorado BOS	\$19.55	\$40,654
	Grand Junction, CO MSA	\$19.31	\$40,173
	Pueblo, CO MSA	\$18.98	\$39,475
	Eastern and Southern Colorado BOS	\$17.62	\$36,655

Legal Occupations	North Central BOS	\$53.73	\$111,748
	Denver-Aurora-Broomfield, CO MSA	\$50.90	\$105,869
	Colorado Statewide	\$47.89	\$99,608
	Boulder, CO MSA	\$47.26	\$98,297
	Colorado Springs, CO MSA	\$38.40	\$79,880
	Western Colorado BOS	\$38.32	\$79,698
	Fort Collins-Loveland, CO MSA	\$37.88	\$78,794
	Grand Junction, CO MSA	\$37.11	\$77,199
	Greeley, CO MSA	\$36.02	\$74,922
	Central Colorado BOS	\$33.76	\$70,214
	Pueblo, CO MSA	\$32.90	\$68,433
	Eastern and Southern Colorado BOS	\$31.77	\$66,079

Your Job Category	Where You Work	Average Wage	
		Hourly	Annual
Education, Training & Library Occupations	Denver-Aurora-Broomfield, CO MSA	\$26.19	\$54,476
	Boulder, CO MSA	\$26.11	\$54,314
	Fort Collins-Loveland, CO MSA	\$24.36	\$50,676
	Colorado Statewide	\$24.23	\$50,407
	Colorado Springs, CO MSA	\$22.21	\$46,190
	North Central BOS	\$21.86	\$45,474
	Pueblo, CO MSA	\$21.79	\$45,316
	Greeley, CO MSA	\$20.60	\$42,839
	Western Colorado BOS	\$20.24	\$42,109
	Central Colorado BOS	\$19.30	\$40,148
	Eastern and Southern Colorado BOS	\$17.64	\$36,698

Arts, Design, Entertainment, Sports & Media Occupations	Denver-Aurora-Broomfield, CO MSA	\$25.00	\$51,995
	Boulder, CO MSA	\$24.42	\$50,791
	Colorado Springs, CO MSA	\$23.70	\$49,291
	Colorado Statewide	\$23.51	\$48,896
	Fort Collins-Loveland, CO MSA	\$23.43	\$48,728
	North Central BOS	\$18.37	\$38,203
	Greeley, CO MSA	\$18.03	\$37,511
	Western Colorado BOS	\$17.86	\$37,147
	Eastern and Southern Colorado BOS	\$17.78	\$36,992
	Grand Junction, CO MSA	\$16.98	\$35,310
	Pueblo, CO MSA	\$16.85	\$35,052
	Central Colorado BOS	\$15.41	\$32,056

Healthcare Practitioners & Technical Occupations	North Central BOS	\$38.55	\$80,180
	Denver-Aurora-Broomfield, CO MSA	\$37.46	\$77,913
	Colorado Statewide	\$36.02	\$74,921
	Boulder, CO MSA	\$35.73	\$74,318
	Grand Junction, CO MSA	\$35.50	\$73,847
	Western Colorado BOS	\$35.25	\$73,321
	Colorado Springs, CO MSA	\$34.81	\$72,406
	Fort Collins-Loveland, CO MSA	\$34.43	\$71,620
	Pueblo, CO MSA	\$33.17	\$68,991
	Central Colorado BOS	\$32.67	\$67,960
	Greeley, CO MSA	\$31.35	\$65,216
	Eastern and Southern Colorado BOS	\$29.62	\$61,606

Your Job Category	Where You Work	Average Wage		Your Job Category	Where You Work	Average Wage	
		Hourly	Annual			Hourly	Annual
Healthcare Support Occupations	North Central BOS	\$17.08	\$35,519	Building & Grounds Cleaning & Maintenance Occupations	North Central BOS	\$14.27	\$29,683
	Boulder, CO MSA	\$15.92	\$33,121		Boulder, CO MSA	\$13.37	\$27,808
	Western Colorado BOS	\$14.75	\$30,687		Grand Junction, CO MSA	\$13.12	\$27,296
	Denver-Aurora-Broomfield, CO MSA	\$14.55	\$30,259		Greeley, CO MSA	\$12.99	\$27,017
	Colorado Statewide	\$14.20	\$29,543		Western Colorado BOS	\$12.85	\$26,728
	Colorado Springs, CO MSA	\$13.88	\$28,880		Colorado Statewide	\$12.42	\$25,825
	Fort Collins-Loveland, CO MSA	\$13.64	\$28,373		Fort Collins-Loveland, CO MSA	\$12.24	\$25,470
	Greeley, CO MSA	\$13.58	\$28,253		Colorado Springs, CO MSA	\$12.21	\$25,387
	Grand Junction, CO MSA	\$12.72	\$26,461		Denver-Aurora-Broomfield, CO MSA	\$12.12	\$25,217
	Central Colorado BOS	\$12.32	\$25,625		Pueblo, CO MSA	\$11.78	\$24,499
	Pueblo, CO MSA	\$12.03	\$25,018		Central Colorado BOS	\$11.40	\$23,722
	Eastern and Southern Colorado BOS	\$12.02	\$25,001		Eastern and Southern Colorado BOS	\$10.75	\$22,365
Protective Service Occupations	Central Colorado BOS	\$23.07	\$47,995	Personal Care & Service Occupations	North Central BOS	\$15.02	\$31,241
	Boulder, CO MSA	\$22.81	\$47,444		Boulder, CO MSA	\$14.41	\$29,973
	Pueblo, CO MSA	\$21.82	\$45,376		Denver-Aurora-Broomfield, CO MSA	\$12.39	\$25,777
	Fort Collins-Loveland, CO MSA	\$21.39	\$44,495		Colorado Statewide	\$12.35	\$25,689
	Greeley, CO MSA	\$21.21	\$44,113		Fort Collins-Loveland, CO MSA	\$12.07	\$25,098
	Colorado Statewide	\$20.72	\$43,101		Colorado Springs, CO MSA	\$11.83	\$24,612
	Grand Junction, CO MSA	\$20.72	\$43,089		Western Colorado BOS	\$11.75	\$24,435
	Denver-Aurora-Broomfield, CO MSA	\$20.69	\$43,030		Greeley, CO MSA	\$11.56	\$24,044
	Western Colorado BOS	\$20.27	\$42,166		Central Colorado BOS	\$11.00	\$22,873
	North Central BOS	\$19.95	\$41,497		Grand Junction, CO MSA	\$10.97	\$22,810
	Colorado Springs, CO MSA	\$19.76	\$41,095		Eastern and Southern Colorado BOS	\$10.85	\$22,569
	Eastern and Southern Colorado BOS	\$19.00	\$39,511		Pueblo, CO MSA	\$9.98	\$20,765
Food Preparation & Serving Related Occupations	North Central BOS	\$11.97	\$24,895	Sales & Related Occupations	Boulder, CO MSA	\$21.77	\$45,291
	Boulder, CO MSA	\$10.88	\$22,638		Denver-Aurora-Broomfield, CO MSA	\$21.16	\$44,017
	Central Colorado BOS	\$10.70	\$22,266		Colorado Statewide	\$19.41	\$40,383
	Denver-Aurora-Broomfield, CO MSA	\$10.67	\$22,195		North Central BOS	\$18.46	\$38,391
	Western Colorado BOS	\$10.61	\$22,065		Greeley, CO MSA	\$18.06	\$37,569
	Colorado Statewide	\$10.51	\$21,862		Colorado Springs, CO MSA	\$16.34	\$33,980
	Grand Junction, CO MSA	\$10.05	\$20,895		Fort Collins-Loveland, CO MSA	\$16.33	\$33,976
	Colorado Springs, CO MSA	\$9.94	\$20,666		Western Colorado BOS	\$16.25	\$33,797
	Fort Collins-Loveland, CO MSA	\$9.91	\$20,616		Grand Junction, CO MSA	\$15.74	\$32,742
	Pueblo, CO MSA	\$9.87	\$20,528		Eastern and Southern Colorado BOS	\$13.59	\$28,259
	Eastern and Southern Colorado BOS	\$9.61	\$19,999		Central Colorado BOS	\$13.53	\$28,150
	Greeley, CO MSA	\$9.55	\$19,871		Pueblo, CO MSA	\$13.51	\$28,102

continued on next page

Your Job Category	Where You Work	Average Wage		Your Job Category	Where You Work	Average Wage	
		Hourly	Annual			Hourly	Annual
Office & Administrative Support Occupations	Denver-Aurora-Broomfield, CO MSA	\$18.06	\$37,569	Installation, Maintenance, & Repair Occupations	Western Colorado BOS	\$22.69	\$47,196
	Boulder, CO MSA	\$18.01	\$37,459		Denver-Aurora-Broomfield, CO MSA	\$22.31	\$46,398
	North Central BOS	\$17.54	\$36,485		North Central BOS	\$22.12	\$46,006
	Colorado Statewide	\$17.18	\$35,744		Colorado Statewide	\$21.74	\$45,211
	Western Colorado BOS	\$16.16	\$33,618		Fort Collins-Loveland, CO MSA	\$21.66	\$45,047
	Greeley, CO MSA	\$16.00	\$33,278		Boulder, CO MSA	\$21.27	\$44,235
	Fort Collins-Loveland, CO MSA	\$15.94	\$33,165		Colorado Springs, CO MSA	\$20.65	\$42,961
	Colorado Springs, CO MSA	\$15.88	\$33,031		Grand Junction, CO MSA	\$20.46	\$42,566
	Grand Junction, CO MSA	\$15.58	\$32,396		Pueblo, CO MSA	\$20.46	\$42,547
	Central Colorado BOS	\$14.42	\$29,985		Central Colorado BOS	\$20.23	\$42,084
	Eastern and Southern Colorado BOS	\$13.98	\$29,070		Greeley, CO MSA	\$19.79	\$41,157
	Pueblo, CO MSA	\$13.59	\$28,272		Eastern and Southern Colorado BOS	\$19.24	\$40,018
Farming, Fishing, & Forestry Occupations	North Central BOS	\$18.45	\$38,382	Production Occupations	North Central BOS	\$19.25	\$40,044
	Boulder, CO MSA	\$14.41	\$29,978		Western Colorado BOS	\$18.32	\$38,112
	Colorado Springs, CO MSA	\$13.99	\$29,108		Boulder, CO MSA	\$17.70	\$36,812
	Greeley, CO MSA	\$13.64	\$28,361		Fort Collins-Loveland, CO MSA	\$17.55	\$36,510
	Western Colorado BOS	\$13.48	\$28,043		Denver-Aurora-Broomfield, CO MSA	\$17.29	\$35,970
	Colorado Statewide	\$13.47	\$28,015		Pueblo, CO MSA	\$17.22	\$35,827
	Fort Collins-Loveland, CO MSA	\$13.18	\$27,406		Colorado Statewide	\$17.07	\$35,501
	Denver-Aurora-Broomfield, CO MSA	\$13.08	\$27,199		Colorado Springs, CO MSA	\$16.60	\$34,520
	Eastern and Southern Colorado BOS	\$12.29	\$25,569		Grand Junction, CO MSA	\$16.17	\$33,629
	Grand Junction, CO MSA	\$12.01	\$24,989		Greeley, CO MSA	\$15.91	\$33,084
	Central Colorado BOS	\$11.60	\$24,124		Central Colorado BOS	\$15.38	\$31,986
					Eastern and Southern Colorado BOS	\$14.26	\$29,656
Construction & Extraction Occupations	Western Colorado BOS	\$23.16	\$48,169	Transportation & Material Moving Occupations	Western Colorado BOS	\$19.05	\$39,619
	Grand Junction, CO MSA	\$21.79	\$45,329		Boulder, CO MSA	\$18.64	\$38,771
	North Central BOS	\$21.73	\$45,195		North Central BOS	\$17.60	\$36,613
	Denver-Aurora-Broomfield, CO MSA	\$21.30	\$44,307		Denver-Aurora-Broomfield, CO MSA	\$17.55	\$36,501
	Colorado Statewide	\$21.12	\$43,926		Colorado Statewide	\$17.17	\$35,719
	Greeley, CO MSA	\$20.67	\$43,003		Greeley, CO MSA	\$17.14	\$35,657
	Colorado Springs, CO MSA	\$20.30	\$42,232		Grand Junction, CO MSA	\$16.64	\$34,603
	Fort Collins-Loveland, CO MSA	\$20.28	\$42,174		Central Colorado BOS	\$15.40	\$32,026
	Boulder, CO MSA	\$19.99	\$41,584		Pueblo, CO MSA	\$15.29	\$31,801
	Pueblo, CO MSA	\$19.94	\$41,466		Fort Collins-Loveland, CO MSA	\$15.25	\$31,712
	Central Colorado BOS	\$18.85	\$39,216		Colorado Springs, CO MSA	\$15.17	\$31,556
	Eastern and Southern Colorado BOS	\$17.64	\$36,682		Eastern and Southern Colorado BOS	\$14.05	\$29,218

Regional Employment Distribution in Major Occupational and Industry Groups

Employment distribution and average hourly wages for major occupational and industry groups for each MSA and BOS area are shown in figures 5a through 15a. Percentile wages for major industry groups in each region are included in tables 11 through 21.

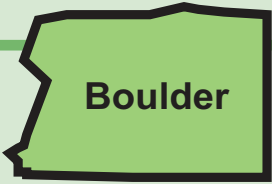
The **office and administrative support, sales and related**, and **food preparation and serving-related** occupational groups occupy the top three spots in terms of employment for all MSAs except Greeley, and for the four BOS areas these occupational groups all appear in the top five. Greeley had the same top two occupational groups but differed in that production occupations had the third-highest employment. **Education, training, and library** and **healthcare practitioners and technical** occupations also ranked relatively high in employment across all areas.

Occupations that consistently have relatively few workers across most regions include **farming, fishing, and forestry; legal; community and social services; life, physical, and social sciences; and arts, design, entertainment, sports, and media**. Occupational groups for which employment was prominent in one particular area but not in others included **computer and mathematical, architecture and engineering, and life, physical and social science** in the Boulder MSA, **production** in the Greeley MSA, and **building and grounds cleaning and maintenance** in the North Central Colorado BOS area.

With regard to major industry sectors, **retail trade** is consistently among the top five employers in all Colorado regions, is number one in the Western Colorado BOS area, and ranks second in all other areas of the state except for Boulder, Greeley, and the Eastern & Southern BOS area. Where listed, **accommodation and food services** and **educational services** are consistently among the top six employers across regions while **health care and social assistance** consistently ranks in the top three (with the exceptions of Greeley,

where it ranks fourth, and the North Central Colorado BOS area, where it ranks sixth). **Public administration** is a relatively more important employer in the four BOS areas than in the seven MSAs and is the largest industry in terms of employment in the Eastern and Southern Colorado and Western Colorado BOS areas, partly due to the presence of correctional facilities in these locations. The **manufacturing** industry is one of the top five employers in the Boulder, Fort Collins-Loveland, and Greeley MSAs.

Industries employing relatively few workers in most areas include **utilities, management of companies and enterprises, and agriculture, forestry, fishing, and hunting**. Industries for which employment is relatively more prominent (in the top ten) in just one or two areas include **mining** in the Grand Junction MSA and the Western Colorado BOS area, **real estate and rental and leasing** in the North Central Colorado BOS area, and **arts, entertainment, and recreation** in the North Central Colorado and Central Colorado BOS areas.



Boulder

Boulder MSA

Figure 5a. Employment Distribution and Average Hourly Wage in Major Occupational Groups (Boulder Metropolitan Statistical Area, May 2012)

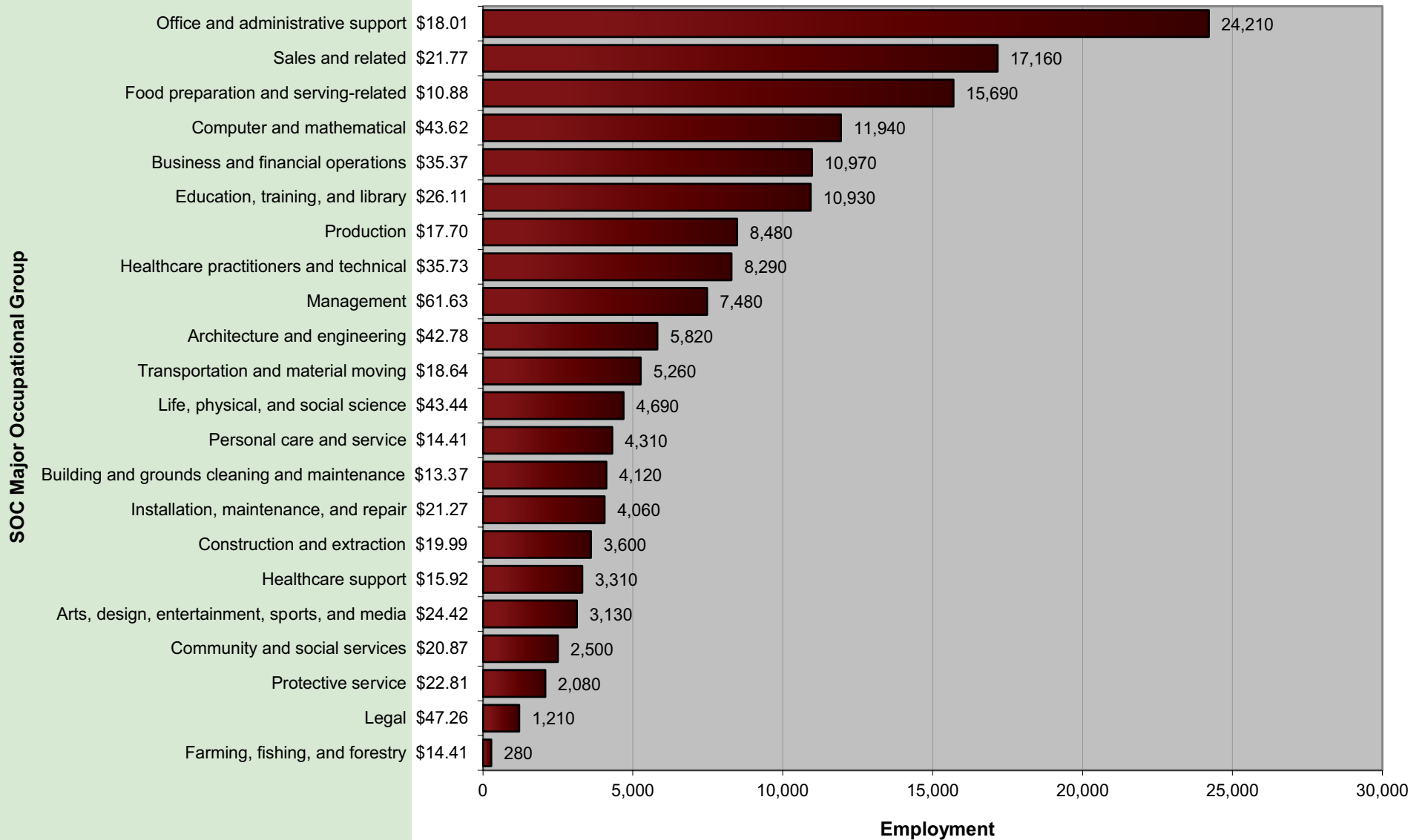


Figure 5b. Employment Distribution and Average Hourly Wage in Major Industry Groups (Boulder Metropolitan Statistical Area, May 2012)

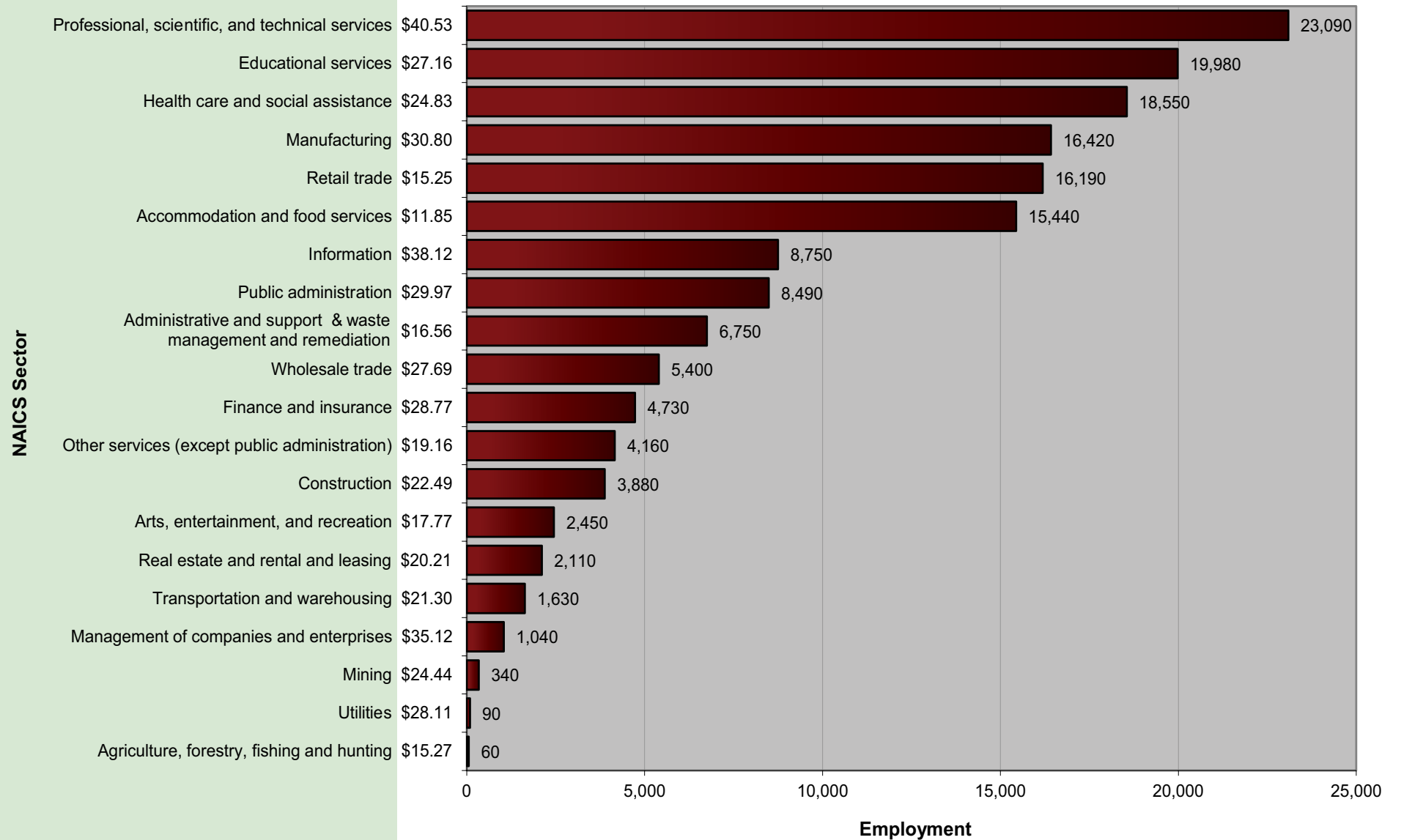


Table 12. Percentile Wages by Industry (Boulder MSA, May 2012)

NAICS Sector	Average Hourly	Average Annual	PRSE*	10 th Percentile Hourly	10 th Percentile Annual	25 th Percentile Hourly	25 th Percentile Annual	Median Hourly	Median Annual	75 th Percentile Hourly	75 th Percentile Annual	90 th Percentile Hourly	90 th Percentile Annual
Professional, scientific, and technical services	\$40.53	\$84,312	2.33	\$15.14	\$31,484	\$21.95	\$45,661	\$34.36	\$71,470	\$52.84	\$109,912	\$72.71	\$151,235
Information	\$38.12	\$79,300	4.56	\$15.01	\$31,220	\$22.01	\$45,782	\$33.97	\$70,653	\$50.53	\$105,108	\$67.34	\$140,061
Management of companies and enterprises	\$35.12	\$73,047	5.54	\$13.51	\$28,095	\$18.10	\$37,645	\$28.39	\$59,058	\$43.32	\$90,096	\$67.12	\$139,613
Utilities	\$28.11	\$58,463	10.11	\$9.39	\$19,530	\$16.76	\$34,867	\$27.86	\$57,954	\$36.37	\$75,654	\$50.49	\$105,021
Public administration	\$29.97	\$62,328	6.85	\$11.92	\$24,795	\$18.91	\$39,341	\$26.26	\$54,620	\$36.42	\$75,755	\$55.26	\$114,933
Manufacturing	\$30.80	\$64,056	4.96	\$11.89	\$24,730	\$15.64	\$32,533	\$23.61	\$49,113	\$40.03	\$83,255	\$62.06	\$129,095
Educational services	\$27.16	\$56,485	5.17	\$13.05	\$27,152	\$16.72	\$34,779	\$23.36	\$48,581	\$33.14	\$68,928	\$45.74	\$95,144
Finance and insurance	\$28.77	\$59,852	4.61	\$11.28	\$23,459	\$15.47	\$32,170	\$22.75	\$47,312	\$35.21	\$73,229	\$54.22	\$112,773
Transportation and warehousing	\$21.30	\$44,295	4.85	\$11.49	\$23,909	\$14.09	\$29,305	\$21.53	\$44,773	\$27.16	\$56,497	\$29.29	\$60,929
Construction	\$22.49	\$46,779	2.95	\$12.74	\$26,504	\$15.78	\$32,820	\$20.02	\$41,633	\$26.48	\$55,084	\$34.70	\$72,172
Wholesale trade	\$27.69	\$57,601	4.47	\$10.50	\$21,832	\$13.50	\$28,074	\$19.81	\$41,213	\$35.14	\$73,086	\$56.18	\$116,845
Health care and social assistance	\$24.83	\$51,653	3.12	\$10.39	\$21,606	\$13.34	\$27,753	\$18.73	\$38,949	\$30.79	\$64,040	\$43.38	\$90,235
Mining	\$24.44	\$50,832	9.47	\$12.45	\$25,892	\$15.35	\$31,920	\$18.44	\$38,355	\$23.73	\$49,360	\$37.94	\$78,918
Agriculture, forestry, fishing and hunting	\$15.27	\$31,772	7.34	\$9.71	\$20,197	\$11.92	\$24,794	\$15.83	\$32,933	\$18.08	\$37,601	\$20.73	\$43,120
Real estate and rental and leasing	\$20.21	\$42,030	7.01	\$9.10	\$18,938	\$11.01	\$22,909	\$15.12	\$31,442	\$22.02	\$45,797	\$34.34	\$71,426
Other services (except public administration)	\$19.16	\$39,851	3.83	\$8.87	\$18,440	\$10.83	\$22,531	\$14.70	\$30,578	\$22.08	\$45,917	\$34.83	\$72,440
Administrative and support and waste management and remediation services	\$16.56	\$34,445	3.13	\$9.04	\$18,799	\$10.60	\$22,039	\$13.49	\$28,061	\$17.86	\$37,144	\$27.33	\$56,840
Arts, entertainment, and recreation	\$17.77	\$36,960	5.49	\$8.41	\$17,498	\$9.65	\$20,065	\$12.86	\$26,746	\$21.66	\$45,043	\$32.09	\$66,756
Retail trade	\$15.25	\$31,710	2.42	\$8.35	\$17,365	\$9.43	\$19,616	\$11.83	\$24,601	\$17.14	\$35,655	\$25.79	\$53,639
Accommodation and food services	\$11.85	\$24,650	2.6	\$7.98	\$16,605	\$8.50	\$17,676	\$9.37	\$19,496	\$12.64	\$26,291	\$19.04	\$39,603



Colorado Springs MSA

Figure 6a. Employment Distribution and Average Hourly Wage in Major Occupational Groups (Colorado Springs Metropolitan Statistical Area, May 2012)

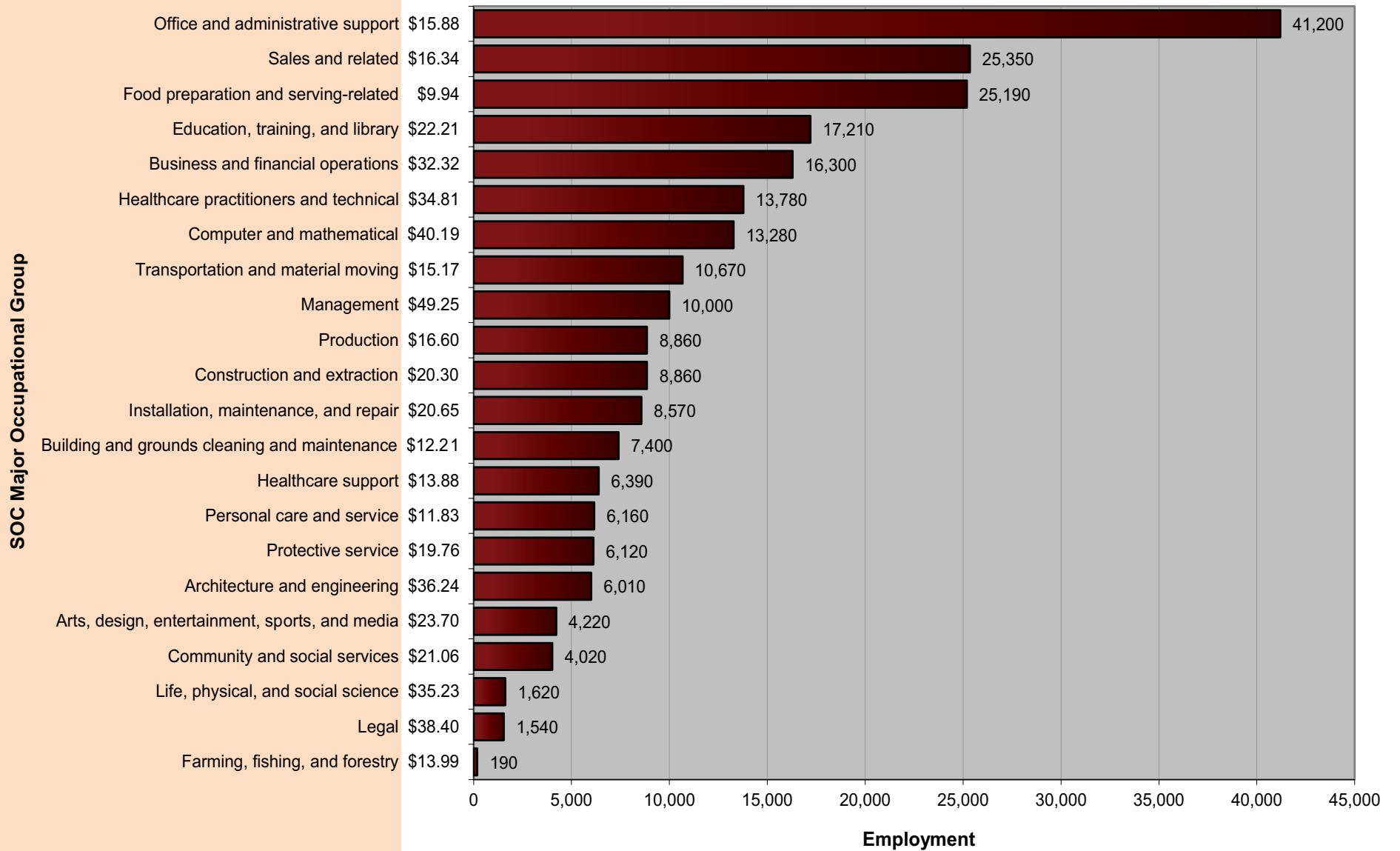


Figure 6b. Employment Distribution and Average Hourly Wage in Major Industry Groups (Colorado Springs Metropolitan Statistical Area, May 2012)

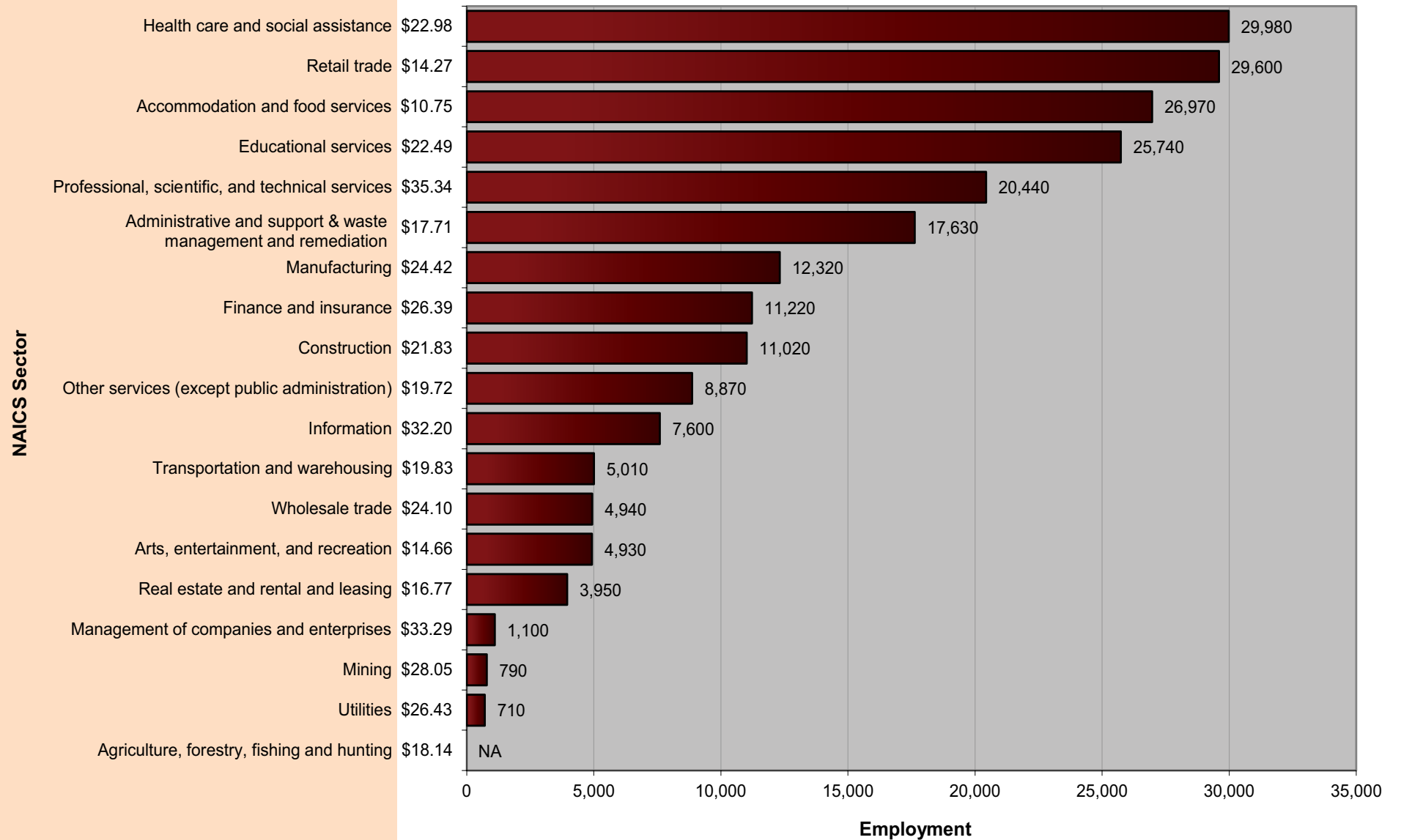
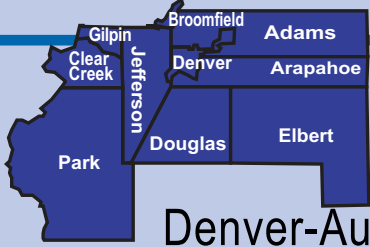


Table 13. Percentile Wages by Industry (Colorado Springs MSA, May 2012)

NAICS Sector	Average Hourly	Average Annual	PRSE*	10 th Percentile Hourly	10 th Percentile Annual	25 th Percentile Hourly	25 th Percentile Annual	Median Hourly	Median Annual	75 th Percentile Hourly	75 th Percentile Annual	90 th Percentile Hourly	90 th Percentile Annual
Professional, scientific, and technical services	\$35.34	\$73,501	2.07	\$13.54	\$28,172	\$19.39	\$40,325	\$32.25	\$67,089	\$47.09	\$97,950	\$62.31	\$129,599
Information	\$32.20	\$66,973	6.33	\$10.23	\$21,282	\$17.40	\$36,182	\$31.00	\$64,478	\$44.79	\$93,158	\$55.91	\$116,290
Management of companies and enterprises	\$33.29	\$69,250	12.79	\$12.90	\$26,831	\$16.68	\$34,702	\$28.40	\$59,066	\$40.91	\$85,096	\$56.49	\$117,491
Mining	\$28.05	\$58,345	3.11	\$16.25	\$33,794	\$19.90	\$41,392	\$25.34	\$52,715	\$32.56	\$67,726	\$42.20	\$87,775
Utilities	\$26.43	\$54,967	10.03	\$13.40	\$27,876	\$17.74	\$36,899	\$24.64	\$51,251	\$31.52	\$65,554	\$38.71	\$80,520
Finance and insurance	\$26.39	\$54,897	4.37	\$11.69	\$24,309	\$14.44	\$30,027	\$20.19	\$42,002	\$31.57	\$65,658	\$48.66	\$101,209
Educational services	\$22.49	\$46,783	2.85	\$10.99	\$22,857	\$14.44	\$30,034	\$19.54	\$40,634	\$27.60	\$57,412	\$36.30	\$75,496
Construction	\$21.83	\$45,415	2.22	\$11.20	\$23,296	\$14.41	\$29,981	\$18.56	\$38,602	\$26.44	\$54,991	\$35.27	\$73,366
Manufacturing	\$24.42	\$50,798	4.35	\$10.57	\$21,989	\$13.42	\$27,921	\$18.53	\$38,537	\$31.34	\$65,182	\$46.59	\$96,917
Wholesale trade	\$24.10	\$50,130	4.61	\$10.53	\$21,902	\$13.56	\$28,209	\$18.50	\$38,489	\$29.79	\$61,964	\$45.80	\$95,258
Transportation and warehousing	\$19.83	\$41,237	4.76	\$9.86	\$20,511	\$12.95	\$26,936	\$17.87	\$37,168	\$25.53	\$53,095	\$29.72	\$61,823
Health care and social assistance	\$22.98	\$47,806	2.48	\$9.78	\$20,348	\$12.14	\$25,260	\$16.69	\$34,705	\$28.28	\$58,821	\$40.67	\$84,600
Other services (except public administration)	\$19.72	\$41,011	3.27	\$8.70	\$18,089	\$10.65	\$22,148	\$15.86	\$32,999	\$23.23	\$48,317	\$34.96	\$72,717
Administrative and support and waste management and remediation services	\$17.71	\$36,839	3.25	\$9.01	\$18,736	\$10.99	\$22,865	\$14.73	\$30,642	\$20.54	\$42,732	\$29.21	\$60,764
Real estate and rental and leasing	\$16.77	\$34,874	3.55	\$8.79	\$18,293	\$10.87	\$22,616	\$14.41	\$29,975	\$18.98	\$39,485	\$26.79	\$55,730
Agriculture, forestry, fishing and hunting	\$18.14	\$37,740	2.94	\$10.18	\$21,183	\$11.41	\$23,737	\$13.81	\$28,717	\$19.38	\$40,300	\$31.33	\$65,164
Arts, entertainment, and recreation	\$14.66	\$30,491	2.91	\$8.11	\$16,859	\$8.80	\$18,311	\$11.26	\$23,411	\$16.53	\$34,386	\$25.80	\$53,664
Retail trade	\$14.27	\$29,677	2.16	\$8.18	\$17,023	\$9.00	\$18,720	\$11.14	\$23,179	\$15.74	\$32,741	\$22.73	\$47,270
Accommodation and food services	\$10.75	\$22,358	1.96	\$7.92	\$16,470	\$8.34	\$17,338	\$9.03	\$18,784	\$11.00	\$22,888	\$16.35	\$34,001



Denver-Aurora MSA

Figure 7a. Employment Distribution and Average Hourly Wage in Major Occupational Groups (Denver-Aurora Metropolitan Statistical Area, May 2012)

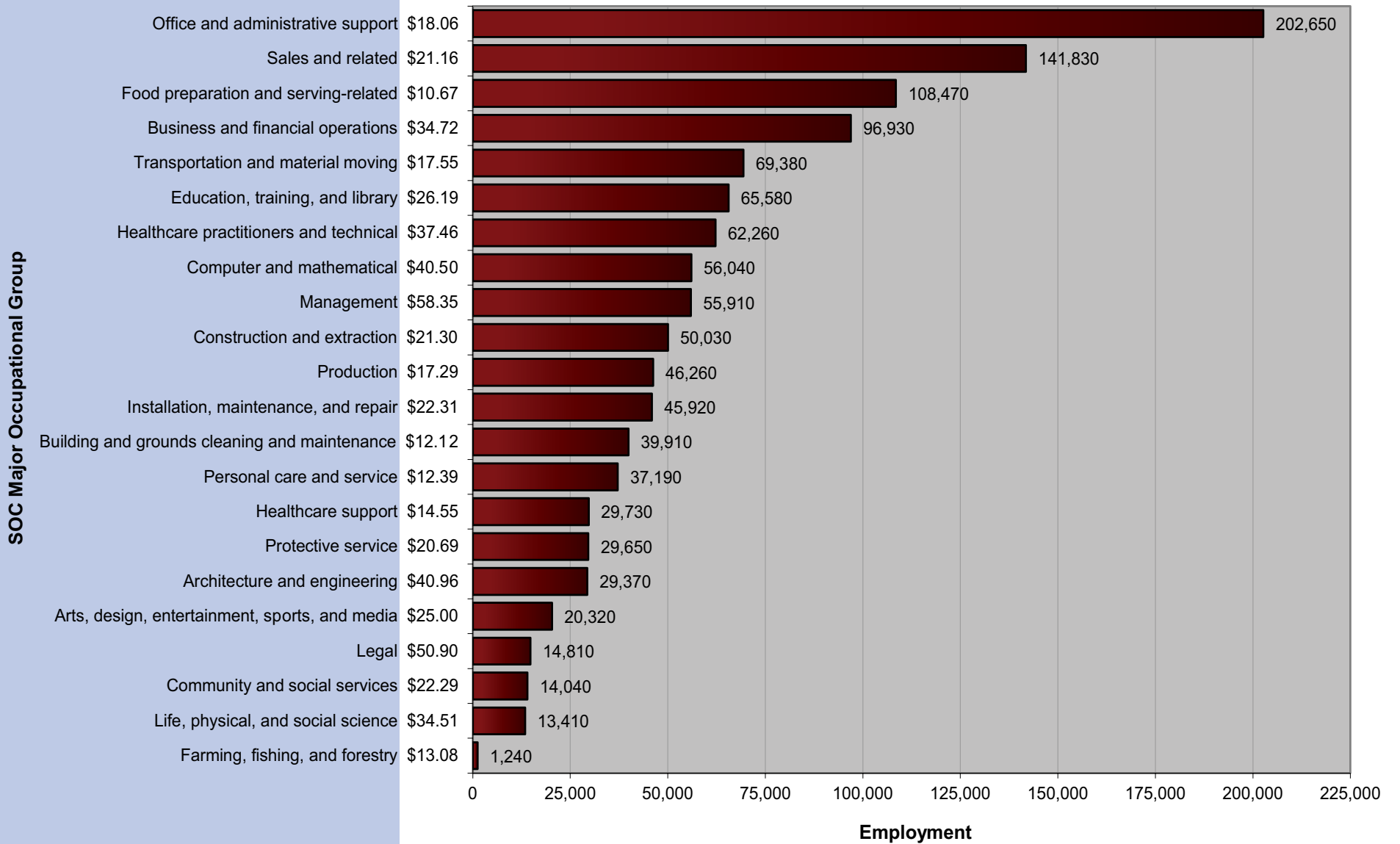


Figure 7b. Employment Distribution and Average Hourly Wage in Major Industry Groups (Denver-Aurora Metropolitan Statistical Area, May 2012)

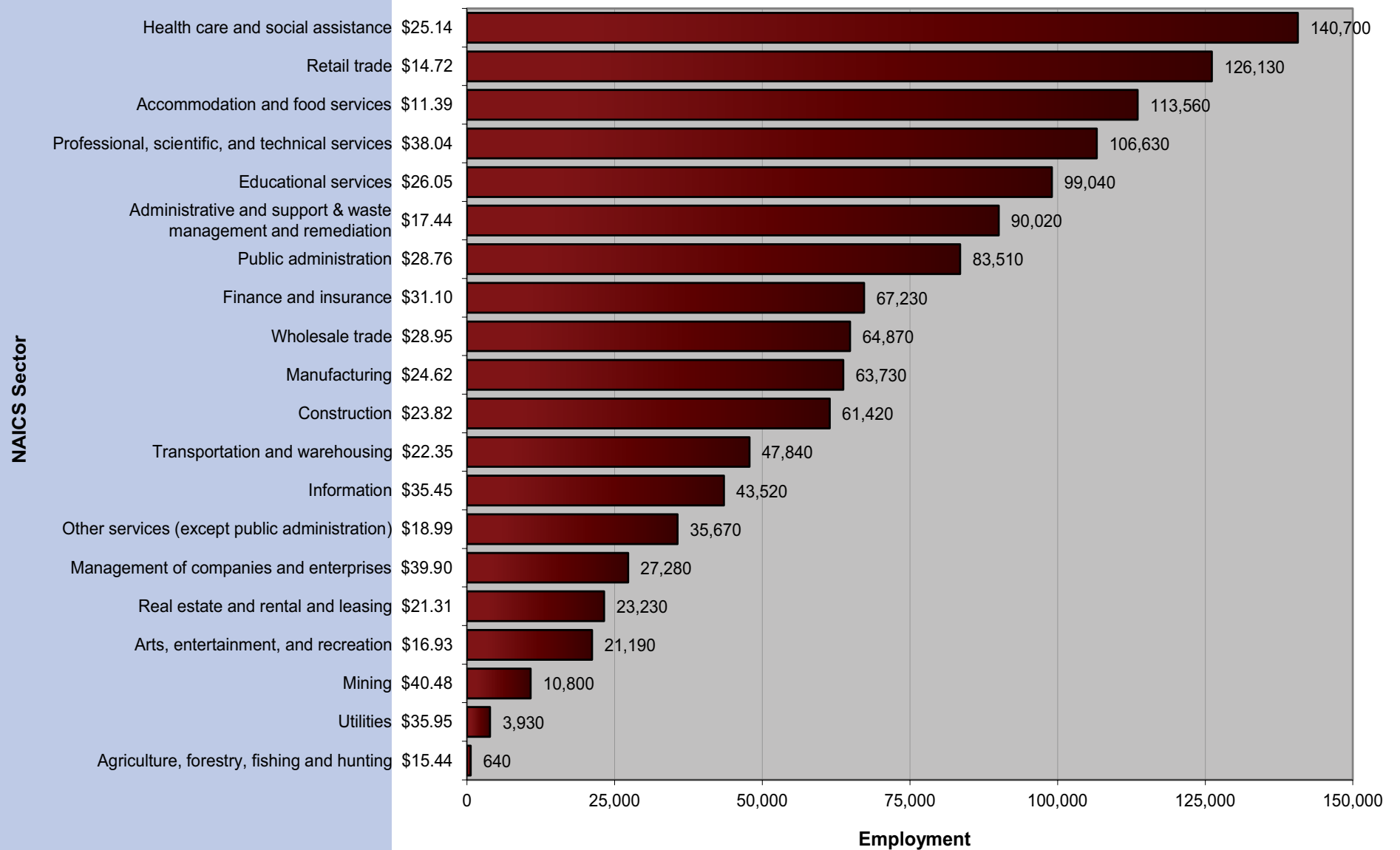
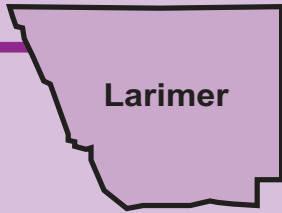


Table 14. Percentile Wages by Industry (Denver-Aurora MSA, May 2012)

NAICS Sector	Average Hourly	Average Annual	PRSE*	10 th Percentile Hourly	10 th Percentile Annual	25 th Percentile Hourly	25 th Percentile Annual	Median Hourly	Median Annual	75 th Percentile Hourly	75 th Percentile Annual	90 th Percentile Hourly	90 th Percentile Annual
Utilities	\$35.95	\$74,768	3.48	\$21	\$43,113	\$26.25	\$54,590	\$34.44	\$71,629	\$42.26	\$87,898	\$51.89	\$107,921
Management of companies and enterprises	\$39.90	\$82,985	2.71	\$16	\$33,542	\$21.52	\$44,755	\$32.57	\$67,738	\$50.25	\$104,526	\$72.93	\$151,687
Professional, scientific, and technical services	\$38.04	\$79,125	1.92	\$15	\$30,328	\$21.25	\$44,206	\$31.99	\$66,533	\$48.31	\$100,488	\$68.62	\$142,731
Information	\$35.45	\$73,731	1.99	\$14	\$28,936	\$21.46	\$44,632	\$31.83	\$66,205	\$45.01	\$93,615	\$59.40	\$123,548
Mining	\$40.48	\$84,195	4.43	\$17	\$34,828	\$22.30	\$46,385	\$31.37	\$65,257	\$50.89	\$105,852	\$77.53	\$161,259
Public administration	\$28.76	\$59,814	3.28	\$11	\$23,607	\$18.22	\$37,905	\$26.07	\$54,216	\$36.70	\$76,344	\$49.26	\$102,451
Finance and insurance	\$31.10	\$64,680	1.96	\$13	\$27,459	\$17.30	\$35,993	\$24.35	\$50,645	\$37.23	\$77,439	\$56.26	\$117,021
Wholesale trade	\$28.95	\$60,221	1.99	\$12	\$24,382	\$15.55	\$32,352	\$22.65	\$47,119	\$34.95	\$72,701	\$54.72	\$113,808
Educational services	\$26.05	\$54,174	3.76	\$12	\$25,752	\$16.23	\$33,768	\$22.30	\$46,381	\$31.90	\$66,355	\$42.98	\$89,395
Construction	\$23.82	\$49,536	1.47	\$13	\$26,039	\$15.64	\$32,525	\$20.76	\$43,180	\$28.34	\$58,956	\$37.84	\$78,712
Manufacturing	\$24.62	\$51,217	2.49	\$10	\$21,719	\$14.18	\$29,500	\$19.76	\$41,102	\$29.49	\$61,333	\$45.14	\$93,884
Transportation and warehousing	\$22.35	\$46,498	2.57	\$11	\$22,965	\$14.25	\$29,635	\$19.59	\$40,753	\$27.16	\$56,496	\$36.22	\$75,333
Health care and social assistance	\$25.14	\$52,291	1.87	\$10	\$20,766	\$13.11	\$27,262	\$19.25	\$40,044	\$31.24	\$64,986	\$43.68	\$90,852
Real estate and rental and leasing	\$21.31	\$44,333	3	\$9	\$19,442	\$12.39	\$25,775	\$17.05	\$35,470	\$24.69	\$51,347	\$35.44	\$73,705
Other services (except public administration)	\$18.99	\$39,490	2.47	\$9	\$17,886	\$10.30	\$21,422	\$14.81	\$30,807	\$23.65	\$49,187	\$33.93	\$70,574
Administrative and support and waste management and remediation services	\$17.44	\$36,272	2.21	\$9	\$17,904	\$10.28	\$21,381	\$13.67	\$28,439	\$19.49	\$40,532	\$30.43	\$63,288
Agriculture, forestry, fishing and hunting	\$15.44	\$32,112	13.84	\$10	\$20,059	\$11.60	\$24,134	\$13.57	\$28,231	\$17.01	\$35,373	\$23.32	\$48,506
Arts, entertainment, and recreation	\$16.93	\$35,207	3.79	\$8	\$17,253	\$9.28	\$19,303	\$12.53	\$26,052	\$18.74	\$38,978	\$29.24	\$60,815
Retail trade	\$14.72	\$30,624	1.6	\$8	\$17,144	\$9.15	\$19,022	\$11.46	\$23,828	\$16.47	\$34,267	\$23.57	\$49,021
Accommodation and food services	\$11.39	\$23,689	1.47	\$8	\$16,580	\$8.47	\$17,612	\$9.30	\$19,345	\$12.12	\$25,202	\$17.61	\$36,625



Larimer

Ft. Collins-Loveland MSA

Figure 8a. Employment Distribution and Average Hourly Wage in Major Occupational Groups (Fort Collins - Loveland Metropolitan Statistical Area, May 2012)

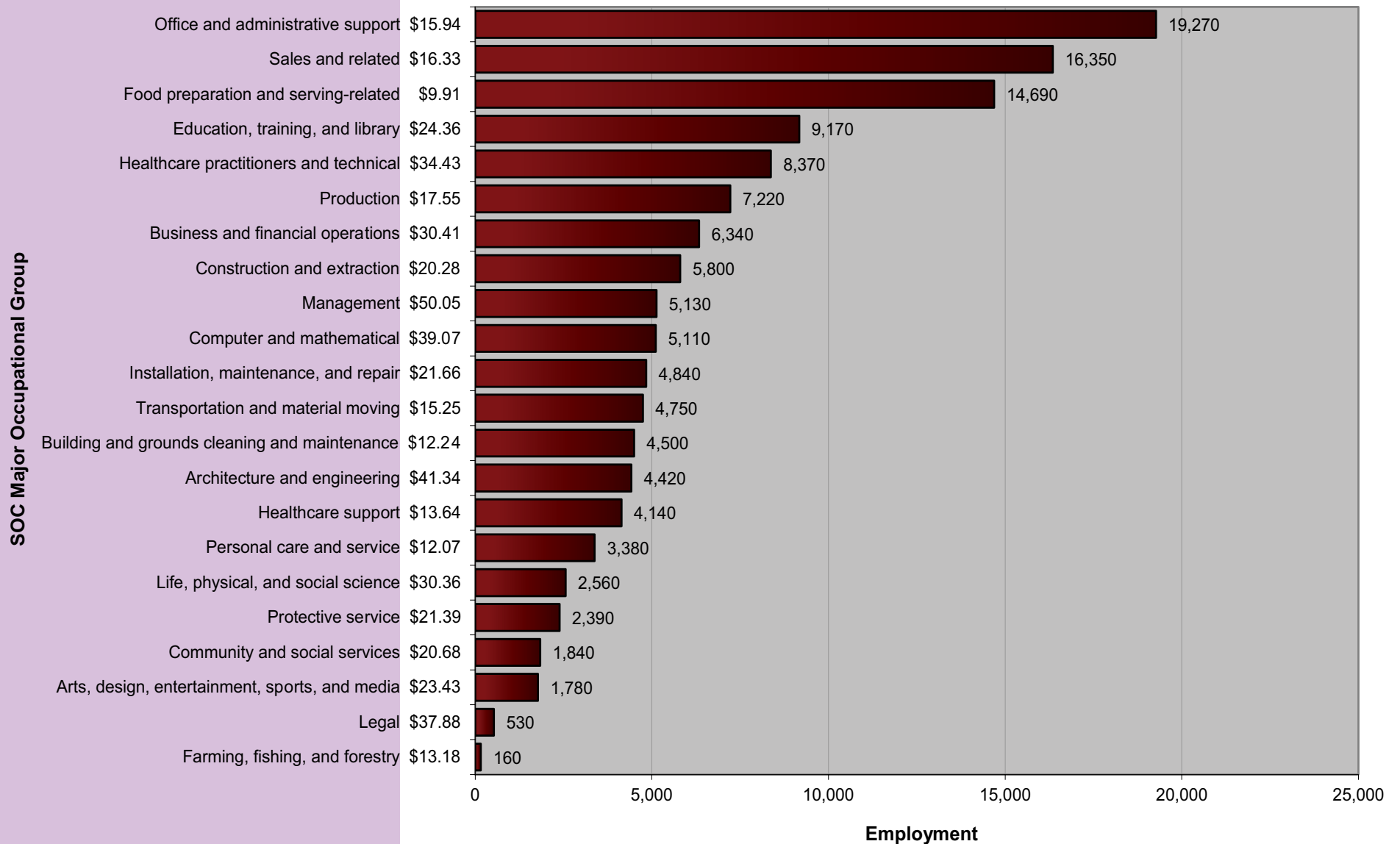


Figure 8b. Employment Distribution and Average Hourly Wage in Major Industry Groups (Fort Collins-Loveland Metropolitan Statistical Area, May 2012)

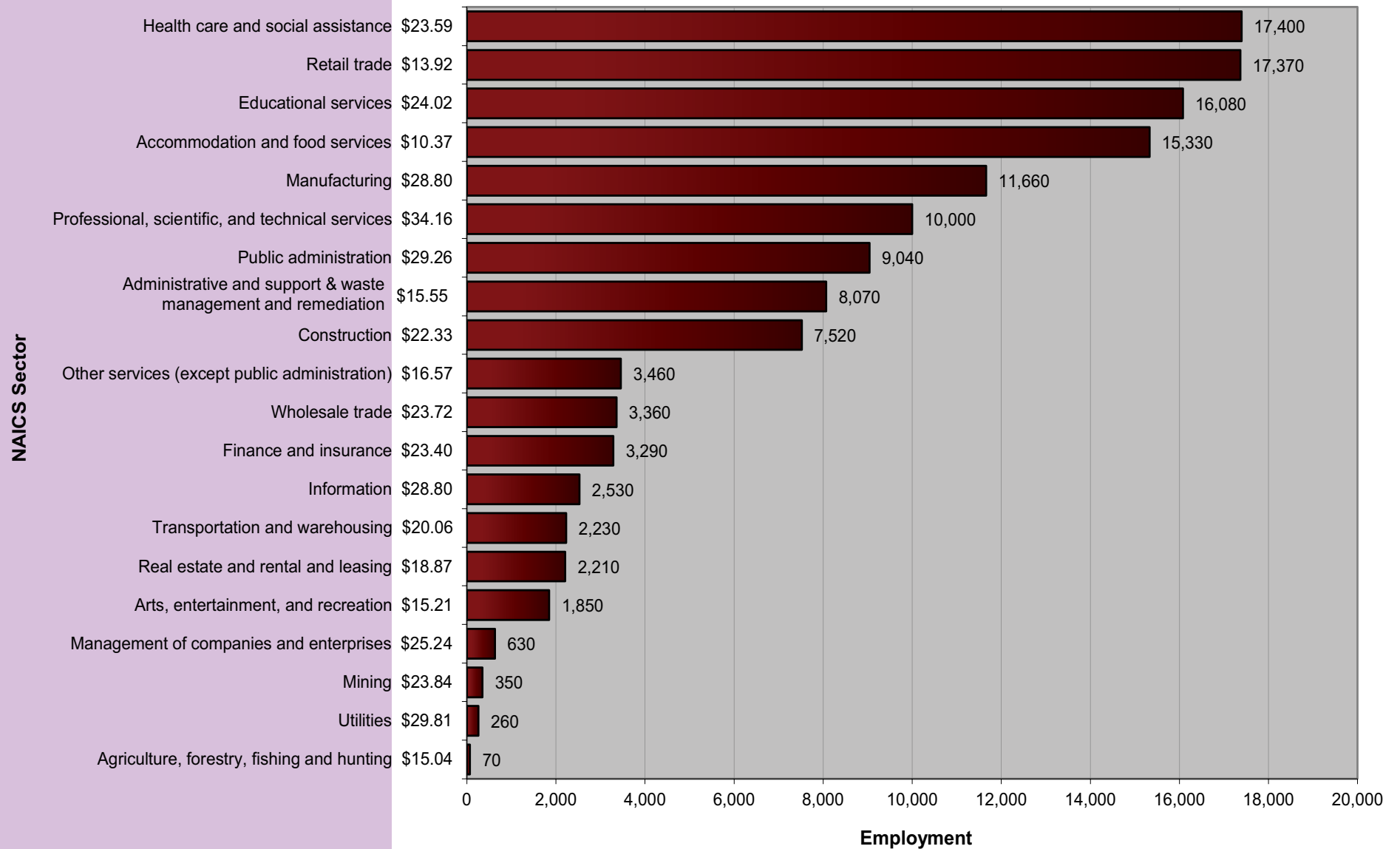
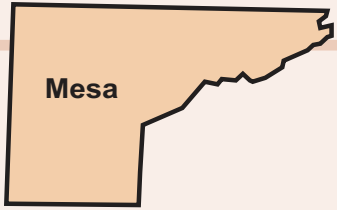


Table 15. Percentile Wages by Industry (Fort Collins-Loveland MSA, May 2011)

NAICS Sector	Average Hourly	Average Annual	PRSE*	10 th Percentile Hourly	10 th Percentile Annual	25 th Percentile Hourly	25 th Percentile Annual	Median Hourly	Median Annual	75 th Percentile Hourly	75 th Percentile Annual	90 th Percentile Hourly	90 th Percentile Annual
Professional, scientific, and technical services	\$34.16	\$71,052	7.45	\$12.29	\$25,562	\$17.19	\$35,751	\$30.09	\$62,582	\$47.30	\$98,375	\$63.26	\$131,581
Utilities	\$29.81	\$61,997	1.66	\$14.61	\$30,383	\$20.49	\$42,609	\$29.00	\$60,314	\$36.99	\$76,934	\$46.05	\$95,777
Public administration	\$29.26	\$60,868	3.07	\$14.45	\$30,055	\$19.67	\$40,915	\$26.92	\$56,004	\$36.68	\$76,297	\$47.85	\$99,524
Information	\$28.80	\$59,913	5.84	\$9.81	\$20,402	\$15.06	\$31,325	\$25.61	\$53,271	\$36.75	\$76,446	\$52.64	\$109,500
Manufacturing	\$28.80	\$59,904	3.53	\$11.48	\$23,869	\$15.43	\$32,090	\$22.92	\$47,678	\$36.31	\$75,521	\$55.67	\$115,804
Educational services	\$24.02	\$49,967	4.92	\$11.99	\$24,932	\$15.95	\$33,173	\$20.87	\$43,409	\$27.82	\$57,873	\$39.69	\$82,546
Transportation and warehousing	\$20.06	\$41,722	3.71	\$11.20	\$23,296	\$16.15	\$33,582	\$20.15	\$41,919	\$23.10	\$48,055	\$27.17	\$56,505
Construction	\$22.33	\$46,454	2.53	\$10.90	\$22,662	\$14.98	\$31,151	\$19.78	\$41,143	\$27.05	\$56,262	\$36.05	\$74,979
Management of companies and enterprises	\$25.24	\$52,500	7.32	\$9.58	\$19,930	\$13.34	\$27,755	\$19.62	\$40,815	\$28.48	\$59,233	\$44.60	\$92,776
Mining	\$23.84	\$49,584	6.3	\$12.86	\$26,751	\$15.54	\$32,331	\$18.73	\$38,958	\$25.18	\$52,380	\$43.11	\$89,665
Finance and insurance	\$23.40	\$48,676	4.05	\$10.49	\$21,819	\$13.47	\$28,016	\$18.03	\$37,508	\$27.21	\$56,586	\$42.61	\$88,624
Health care and social assistance	\$23.59	\$49,071	3.82	\$9.84	\$20,468	\$12.36	\$25,718	\$17.41	\$36,212	\$27.86	\$57,951	\$38.18	\$79,406
Wholesale trade	\$23.72	\$49,342	5.03	\$9.26	\$19,271	\$12.49	\$25,987	\$17.36	\$36,111	\$25.92	\$53,923	\$48.28	\$100,424
Real estate and rental and leasing	\$18.87	\$39,248	5.36	\$8.96	\$18,634	\$10.75	\$22,359	\$15.11	\$31,436	\$21.61	\$44,952	\$34.19	\$71,124
Agriculture, forestry, fishing and hunting	\$15.04	\$31,286	7.41	\$9.05	\$18,828	\$10.62	\$22,086	\$14.56	\$30,277	\$17.64	\$36,685	\$25.12	\$52,243
Other services (except public administration)	\$16.57	\$34,463	3.62	\$8.32	\$17,312	\$9.35	\$19,445	\$13.91	\$28,925	\$20.65	\$42,952	\$28.55	\$59,374
Administrative and support and waste management and remediation services	\$15.55	\$32,338	4.45	\$8.67	\$18,031	\$9.98	\$20,754	\$11.94	\$24,829	\$16.61	\$34,543	\$25.31	\$52,649
Retail trade	\$13.92	\$28,949	1.87	\$8.18	\$17,017	\$8.99	\$18,705	\$11.20	\$23,301	\$15.50	\$32,238	\$22.38	\$46,542
Arts, entertainment, and recreation	\$15.21	\$31,630	8.74	\$8.08	\$16,800	\$8.73	\$18,164	\$10.67	\$22,197	\$17.15	\$35,667	\$24.98	\$51,949
Accommodation and food services	\$10.37	\$21,563	1.69	\$7.94	\$16,511	\$8.39	\$17,442	\$9.13	\$18,993	\$11.08	\$23,048	\$14.40	\$29,949



Mesa

Grand Junction MSA

Figure 9a. Employment Distribution and Average Hourly Wage in Major Occupational Groups (Grand Junction Metropolitan Statistical Area, May 2012)

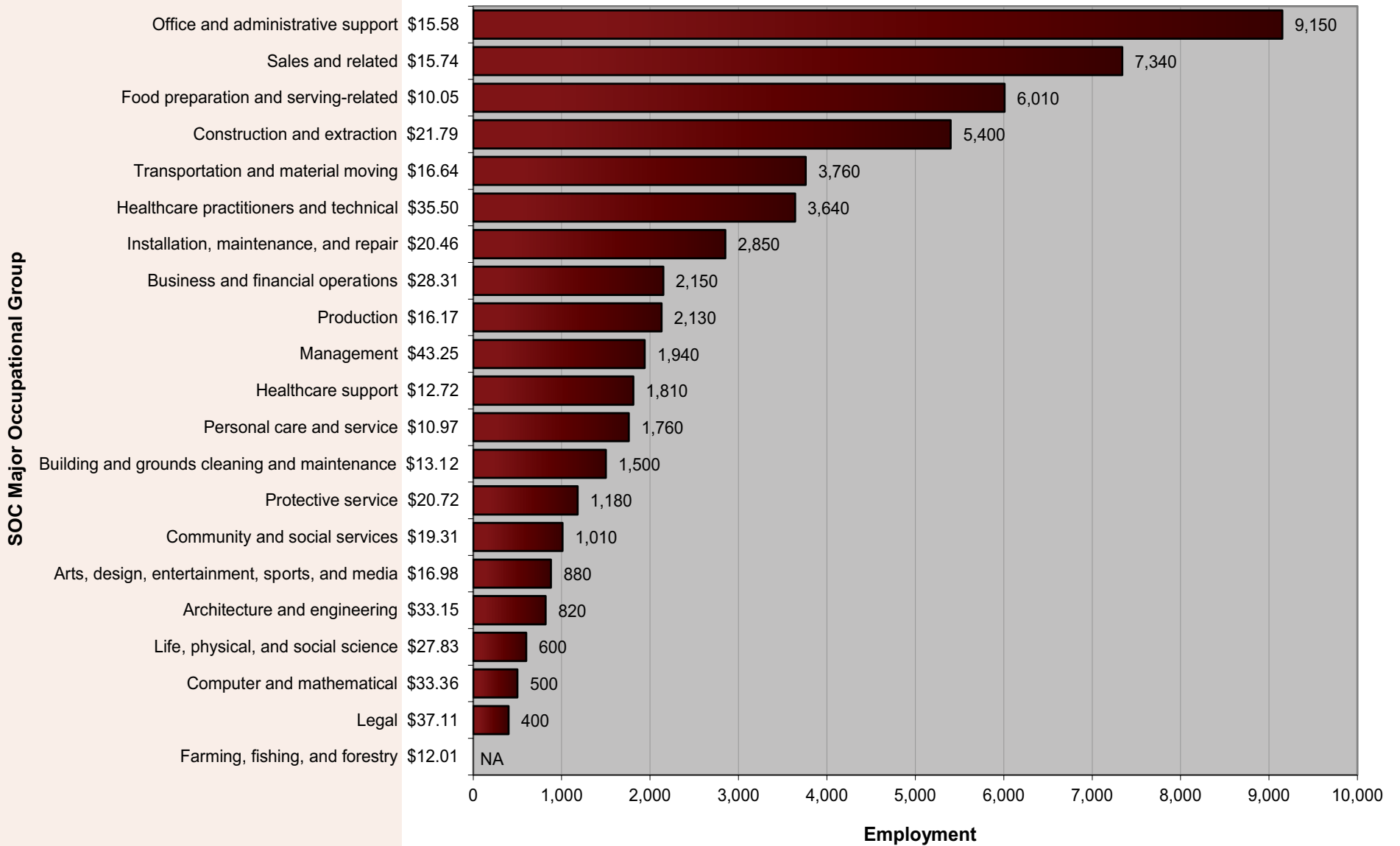


Figure 9b. Employment Distribution and Average Hourly Wage in Major Industry Groups (Grand Junction Metropolitan Statistical Area, May 2012)

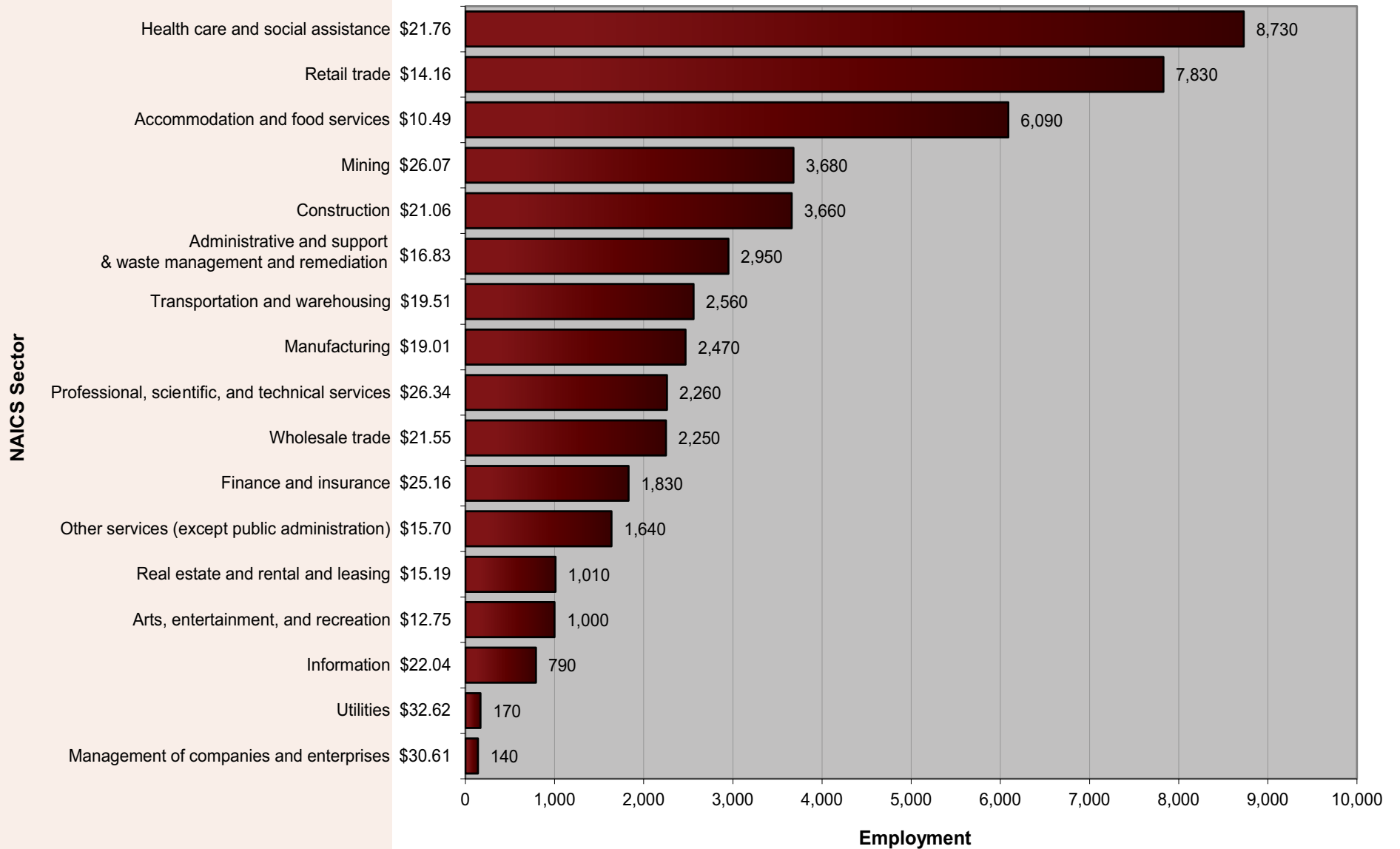
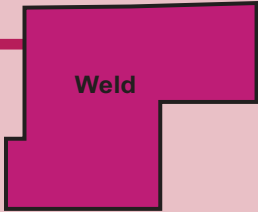


Table 16. Percentile Wages by Industry (Grand Junction MSA, May 2012)

NAICS Sector	Average Hourly	Average Annual	PRSE*	10 th Percentile Hourly	10 th Percentile Annual	25 th Percentile Hourly	25 th Percentile Annual	Median Hourly	Median Annual	75 th Percentile Hourly	75 th Percentile Annual	90 th Percentile Hourly	90 th Percentile Annual
Utilities	\$32.62	\$67,848	7.64	\$15.98	\$33,235	\$19.61	\$40,796	\$28.61	\$59,516	\$46	\$95,749	\$55	\$115,276
Mining	\$26.07	\$54,232	4.42	\$13.56	\$28,208	\$17.12	\$35,619	\$23.42	\$48,714	\$29	\$60,365	\$43	\$89,800
Management of companies and enterprises	\$30.61	\$63,663	17.04	\$13.71	\$28,518	\$17.02	\$35,399	\$21.26	\$44,219	\$34	\$70,733	\$63	\$130,767
Professional, scientific, and technical services	\$26.34	\$54,777	4.38	\$10.20	\$21,206	\$14.03	\$29,186	\$20.93	\$43,532	\$34	\$70,654	\$48	\$99,153
Wholesale trade	\$21.55	\$44,832	2.89	\$10.83	\$22,523	\$14.74	\$30,658	\$19.19	\$39,918	\$26	\$53,832	\$34	\$71,263
Construction	\$21.06	\$43,807	2.58	\$11.31	\$23,531	\$14.34	\$29,825	\$19.13	\$39,781	\$25	\$51,965	\$31	\$64,611
Transportation and warehousing	\$19.51	\$40,571	5.91	\$9.12	\$18,973	\$12.51	\$26,023	\$19.11	\$39,739	\$25	\$52,980	\$29	\$59,491
Information	\$22.04	\$45,853	6.66	\$9.66	\$20,085	\$13.43	\$27,932	\$18.29	\$38,037	\$29	\$61,128	\$37	\$76,804
Finance and insurance	\$25.16	\$52,339	4.43	\$10.44	\$21,718	\$13.25	\$27,552	\$18.22	\$37,890	\$31	\$64,860	\$46	\$95,193
Health care and social assistance	\$21.76	\$45,251	2.32	\$8.88	\$18,471	\$11.19	\$23,284	\$15.84	\$32,947	\$27	\$56,341	\$40	\$82,748
Manufacturing	\$19.01	\$39,550	6.04	\$9.69	\$20,150	\$11.42	\$23,755	\$15.07	\$31,347	\$22	\$45,137	\$33	\$69,380
Administrative and support and waste management and remediation services	\$16.83	\$34,998	4.64	\$9.69	\$20,158	\$11.56	\$24,049	\$14.27	\$29,677	\$18	\$37,263	\$26	\$54,073
Other services (except public administration)	\$15.70	\$32,647	3.59	\$8.48	\$17,639	\$9.97	\$20,742	\$13.62	\$28,338	\$19	\$40,235	\$26	\$54,793
Real estate and rental and leasing	\$15.19	\$31,599	4.69	\$8.81	\$18,328	\$10.47	\$21,779	\$13.28	\$27,624	\$17	\$36,030	\$23	\$48,369
Retail trade	\$14.16	\$29,451	2.11	\$8.22	\$17,094	\$9.09	\$18,899	\$11.22	\$23,346	\$16	\$32,858	\$24	\$48,960
Arts, entertainment, and recreation	\$12.75	\$26,523	4.21	\$8.23	\$17,128	\$9.13	\$18,982	\$10.97	\$22,826	\$15	\$30,301	\$19	\$38,990
Accommodation and food services	\$10.49	\$21,823	2.28	\$7.92	\$16,472	\$8.34	\$17,343	\$9.04	\$18,795	\$11	\$22,836	\$15	\$31,662



Weld

Greeley MSA

Figure 10a. Employment Distribution and Average Hourly Wage in Major Occupational Groups (Greeley Metropolitan Statistical Area, May 2012)

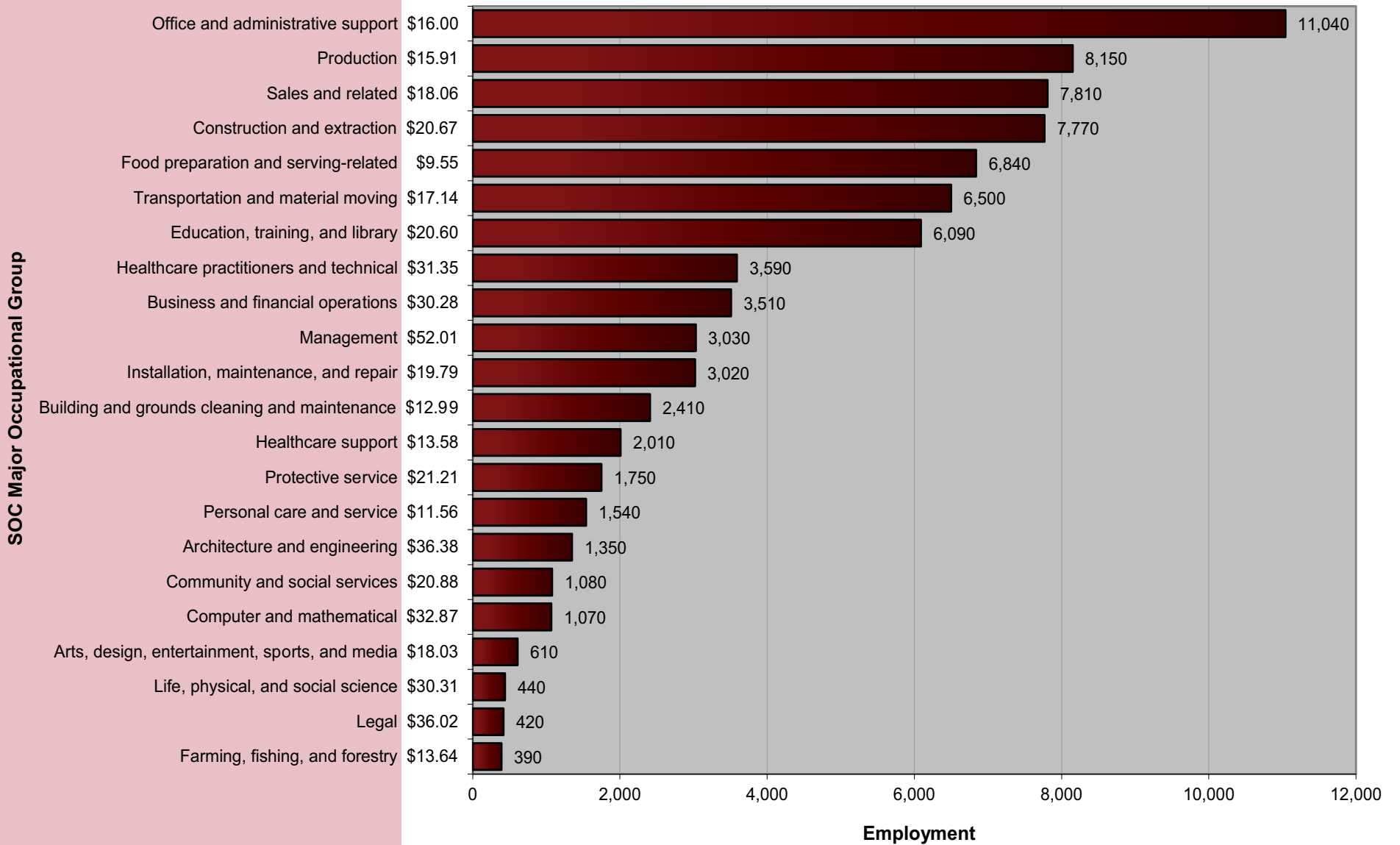


Figure 10b. Employment Distribution and Average Hourly Wage in Major Industry Groups (Greeley Metropolitan Statistical Area, May 2012)

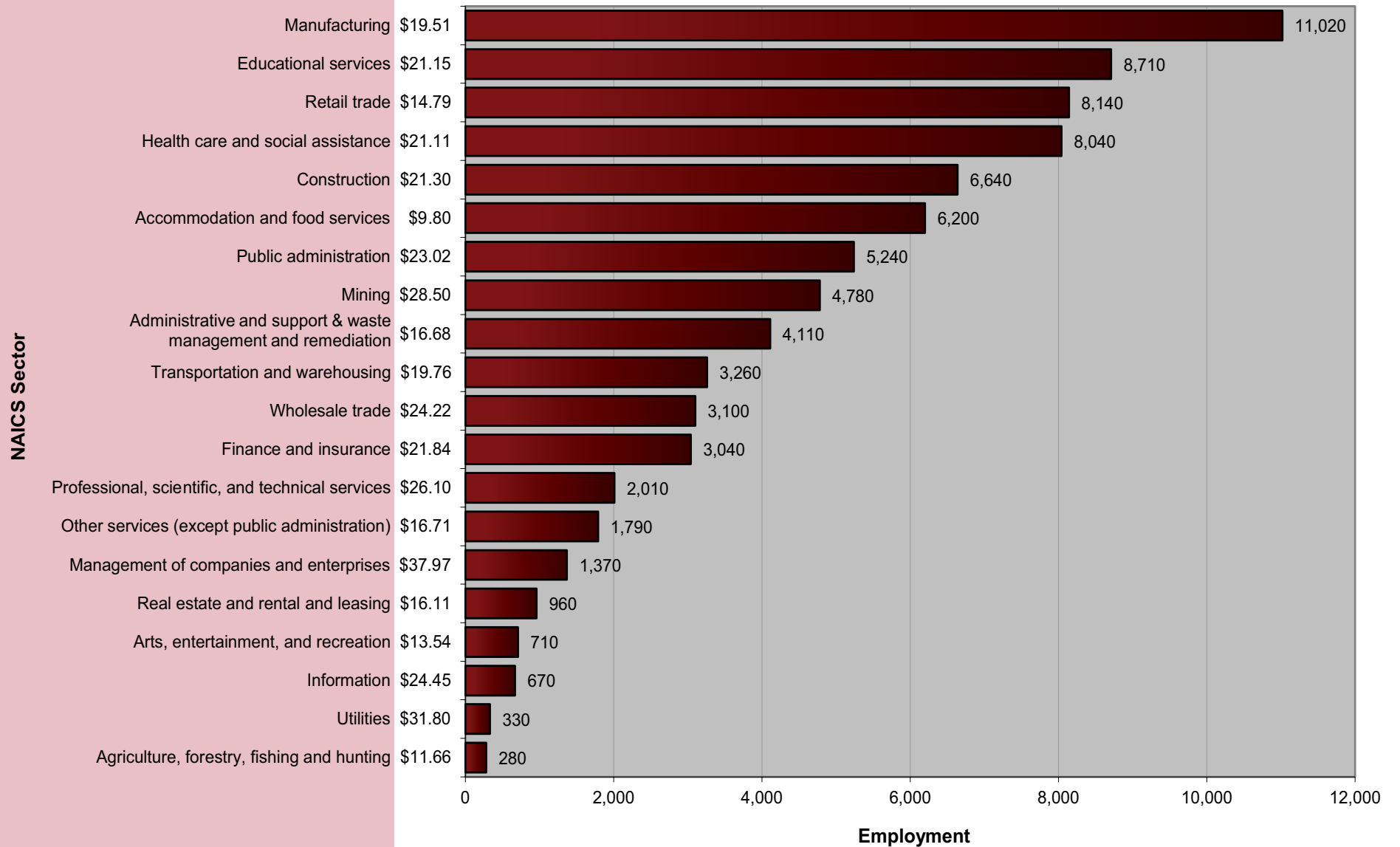
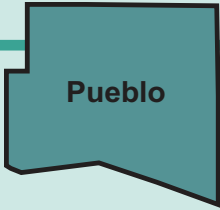


Table 17. Percentile Wages by Industry (Greeley MSA, May 2012)

NAICS Sector	Average Hourly	Average Annual	PRSE*	10 th Percentile Hourly	10 th Percentile Annual	25 th Percentile Hourly	25 th Percentile Annual	Median Hourly	Median Annual	75 th Percentile Hourly	75 th Percentile Annual	90 th Percentile Hourly	90 th Percentile Annual
Management of companies and enterprises	\$37.97	\$78,979	6.8	\$14.48	\$30,110	\$22.45	\$46,705	\$34.49	\$71,740	\$49.54	\$103,053	\$65.21	\$135,632
Utilities	\$31.80	\$66,142	8.99	\$15.62	\$32,499	\$21.31	\$44,318	\$29.92	\$62,239	\$35.60	\$74,047	\$44.39	\$92,321
Information	\$24.45	\$50,847	5.86	\$9.20	\$19,132	\$13.95	\$29,011	\$22.73	\$47,281	\$32.39	\$67,373	\$37.59	\$78,184
Mining	\$28.50	\$59,272	5.87	\$13.08	\$27,199	\$16.29	\$33,874	\$21.98	\$45,712	\$32.00	\$66,556	\$50.23	\$104,479
Public administration	\$23.02	\$47,873	1.88	\$10.51	\$21,856	\$15.86	\$32,995	\$21.34	\$44,398	\$28.44	\$59,151	\$36.62	\$76,170
Professional, scientific, and technical services	\$26.10	\$54,293	4.34	\$9.94	\$20,674	\$12.66	\$26,331	\$19.90	\$41,384	\$34.22	\$71,180	\$52.07	\$108,307
Educational services	\$21.15	\$43,994	0.65	\$9.46	\$19,680	\$12.78	\$26,586	\$19.04	\$39,603	\$27.30	\$56,777	\$35.87	\$74,608
Wholesale trade	\$24.22	\$50,382	4.42	\$9.76	\$20,291	\$13.08	\$27,198	\$18.72	\$38,928	\$28.94	\$60,205	\$45.53	\$94,701
Construction	\$21.30	\$44,302	2.65	\$11.72	\$24,382	\$14.21	\$29,548	\$18.06	\$37,570	\$25.27	\$52,564	\$35.40	\$73,641
Transportation and warehousing	\$19.76	\$41,098	3.67	\$10.47	\$21,771	\$14.91	\$31,022	\$17.94	\$37,311	\$23.10	\$48,040	\$28.87	\$60,056
Finance and insurance	\$21.84	\$45,435	4.27	\$9.72	\$20,216	\$11.72	\$24,377	\$17.37	\$36,129	\$26.87	\$55,891	\$38.96	\$81,044
Health care and social assistance	\$21.11	\$43,900	4.31	\$9.65	\$20,073	\$11.55	\$24,024	\$16.90	\$35,161	\$27.63	\$57,479	\$36.89	\$76,734
Manufacturing	\$19.51	\$40,579	8.58	\$9.57	\$19,897	\$11.44	\$23,799	\$15.80	\$32,867	\$22.06	\$45,894	\$35.05	\$72,899
Administrative and support and waste management and remediation services	\$16.68	\$34,698	4.01	\$9.07	\$18,874	\$10.64	\$22,135	\$14.08	\$29,286	\$19.90	\$41,402	\$28.55	\$59,393
Real estate and rental and leasing	\$16.11	\$33,516	4.74	\$8.37	\$17,420	\$9.59	\$19,946	\$14.06	\$29,249	\$18.50	\$38,489	\$27.55	\$57,305
Other services (except public administration)	\$16.71	\$34,751	5.88	\$8.44	\$17,547	\$9.67	\$20,121	\$12.86	\$26,750	\$19.89	\$41,375	\$28.72	\$59,731
Retail trade	\$14.79	\$30,769	3.12	\$8.23	\$17,117	\$9.11	\$18,956	\$11.51	\$23,935	\$16.73	\$34,793	\$23.54	\$48,957
Arts, entertainment, and recreation	\$13.54	\$28,161	7.55	\$8.07	\$16,781	\$8.71	\$18,115	\$10.55	\$21,946	\$14.55	\$30,261	\$21.10	\$43,897
Agriculture, forestry, fishing and hunting	\$11.66	\$24,247	6.36	\$7.95	\$16,539	\$8.42	\$17,509	\$9.20	\$19,128	\$14.29	\$29,732	\$18.45	\$38,385
Accommodation and food services	\$9.80	\$20,380	2.13	\$7.89	\$16,411	\$8.26	\$17,190	\$8.89	\$18,490	\$9.95	\$20,687	\$13.05	\$27,137



Pueblo

Pueblo MSA

Figure 11a. Employment Distribution and Average Hourly Wage in Major Occupational Groups (Pueblo Metropolitan Statistical Area, May 2012)

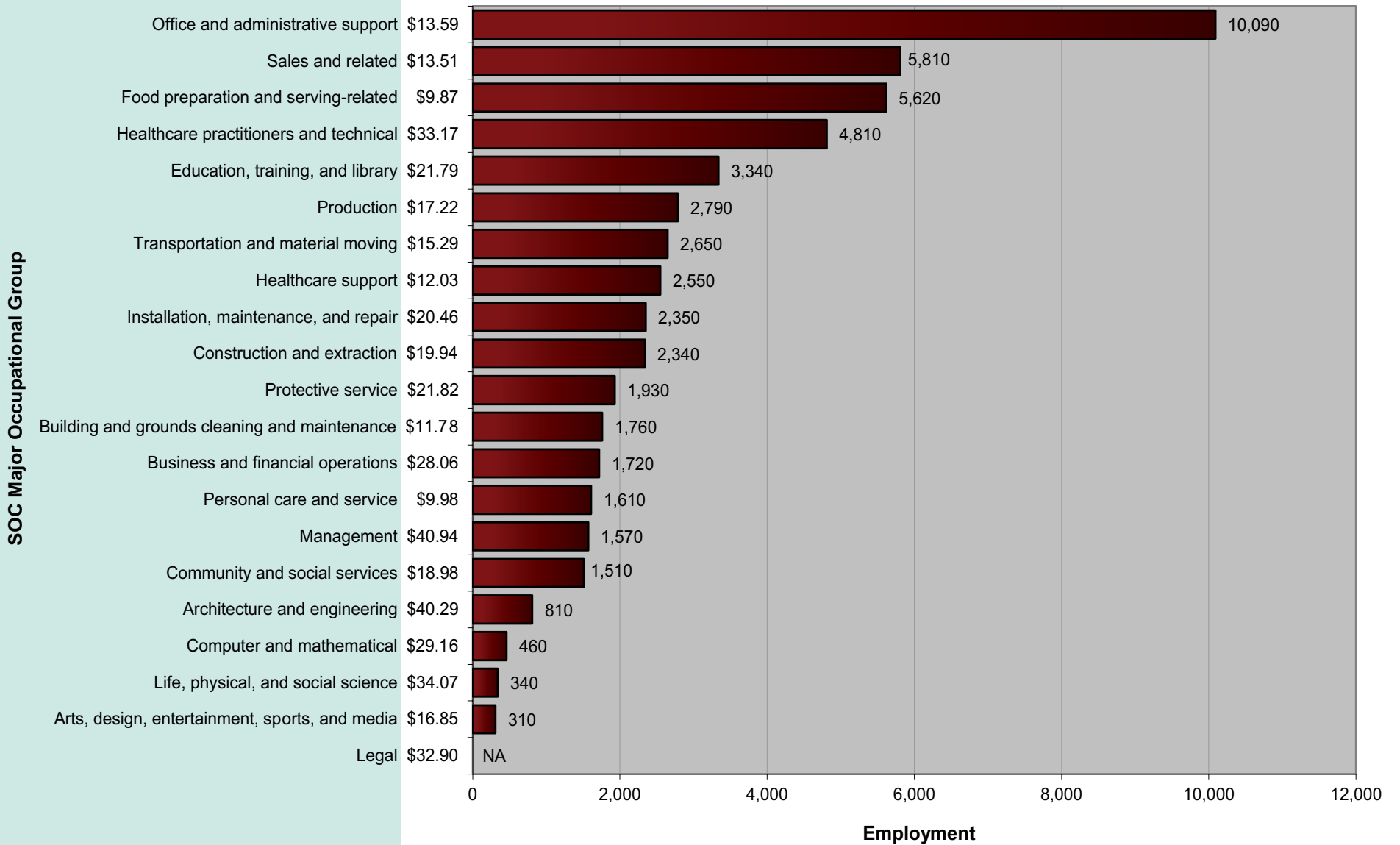


Figure 11b. Employment Distribution and Average Hourly Wage in Major Industry Groups (Pueblo Metropolitan Statistical Area, May 2012)

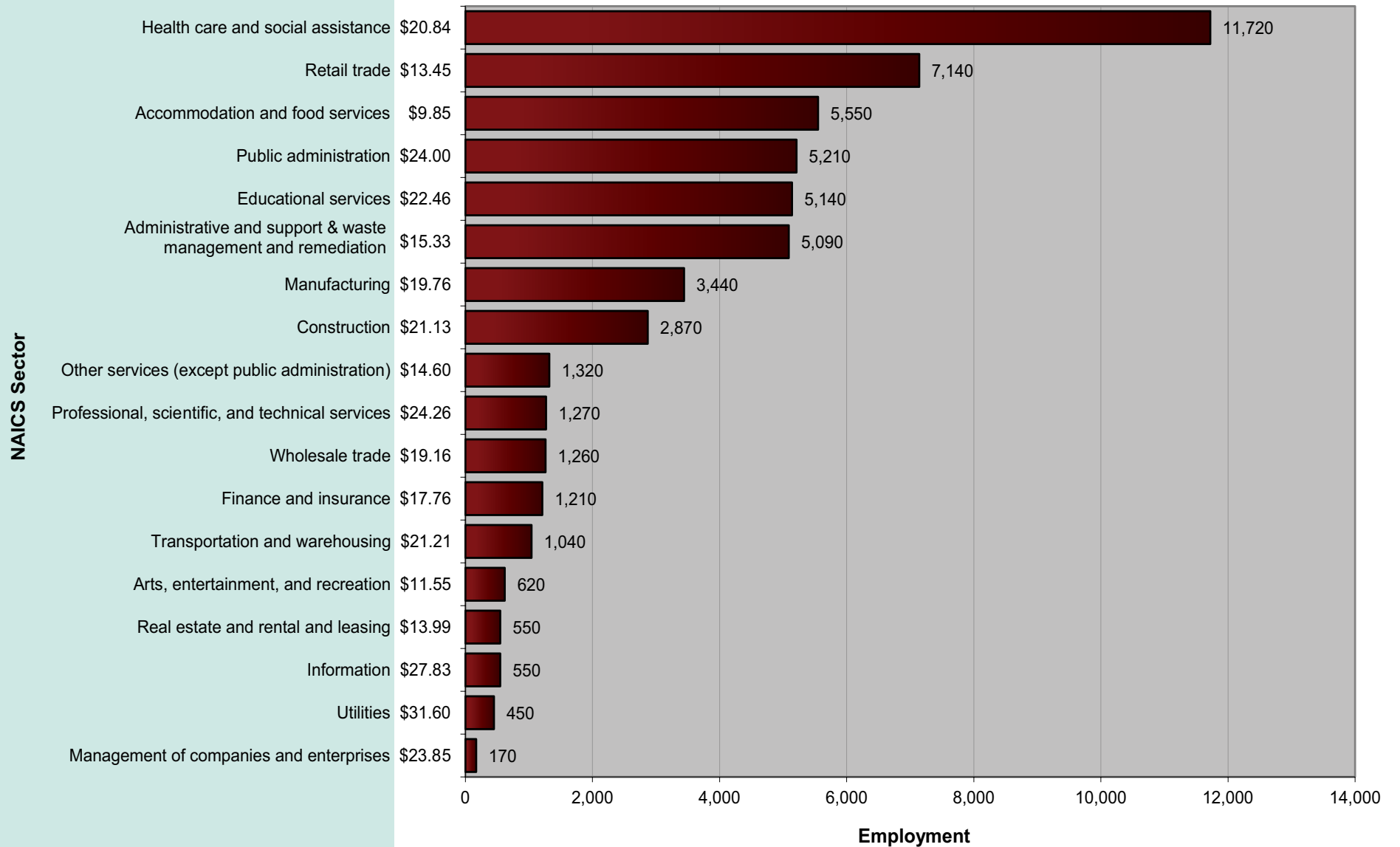
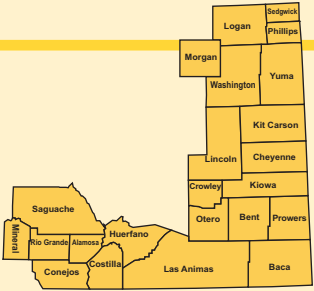


Table 18. Percentile Wages by Industry (Pueblo MSA, May 2012)

NAICS Sector	Average Hourly	Average Annual	PRSE*	10 th Percentile Hourly	10 th Percentile Annual	25 th Percentile Hourly	25 th Percentile Annual	Median Hourly	Median Annual	75 th Percentile Hourly	75 th Percentile Annual	90 th Percentile Hourly	90 th Percentile Annual
Utilities	\$31.60	\$65,736	2.97	\$19.67	\$40,904	\$25.32	\$52,675	\$31.46	\$65,429	\$37.35	\$77,680	\$44.56	\$92,683
Public administration	\$24.00	\$49,917	1.49	\$13.20	\$27,450	\$17.07	\$35,500	\$21.91	\$45,582	\$29.17	\$60,672	\$37.33	\$77,636
Information	\$27.83	\$57,887	28.16	\$8.77	\$18,232	\$11.26	\$23,423	\$20.35	\$42,330	\$34.66	\$72,094	\$59.59	\$123,947
Educational services	\$22.46	\$46,721	1.59	\$12.06	\$25,077	\$15.31	\$31,849	\$20.26	\$42,131	\$27.69	\$57,599	\$36.00	\$74,889
Management of companies and enterprises	\$23.85	\$49,618	5.47	\$10.35	\$21,532	\$13.74	\$28,589	\$20.16	\$41,942	\$28.53	\$59,349	\$39.10	\$81,319
Transportation and warehousing	\$21.21	\$44,121	5.71	\$12.22	\$25,414	\$14.70	\$30,571	\$19.41	\$40,375	\$25.32	\$52,656	\$29.44	\$61,240
Manufacturing	\$19.76	\$41,104	5.04	\$10.60	\$22,048	\$13.93	\$28,978	\$18.52	\$38,526	\$22.32	\$46,428	\$30.64	\$63,726
Construction	\$21.13	\$43,951	2.9	\$10.49	\$21,810	\$14.32	\$29,778	\$18.48	\$38,440	\$26.26	\$54,630	\$34.32	\$71,390
Professional, scientific, and technical services	\$24.26	\$50,469	13.6	\$8.30	\$17,262	\$9.39	\$19,524	\$17.41	\$36,206	\$31.01	\$64,491	\$49.37	\$102,697
Wholesale trade	\$19.16	\$39,853	3.78	\$9.07	\$18,870	\$11.28	\$23,471	\$16.00	\$33,284	\$21.94	\$45,641	\$32.92	\$68,481
Finance and insurance	\$17.76	\$36,948	3.89	\$9.21	\$19,167	\$11.11	\$23,107	\$15.49	\$32,227	\$20.38	\$42,388	\$30.15	\$62,711
Health care and social assistance	\$20.84	\$43,357	2.76	\$8.52	\$17,730	\$10.25	\$21,318	\$15.32	\$31,867	\$26.27	\$54,637	\$36.10	\$75,093
Real estate and rental and leasing	\$13.99	\$29,091	5.66	\$8.41	\$17,492	\$9.56	\$19,881	\$12.17	\$25,314	\$15.33	\$31,881	\$20.92	\$43,509
Other services (except public administration)	\$14.60	\$30,365	4.38	\$8.24	\$17,132	\$9.13	\$18,992	\$11.54	\$24,000	\$17.80	\$37,030	\$25.63	\$53,301
Administrative and support and waste management and remediation services	\$15.33	\$31,888	12.82	\$8.15	\$16,960	\$8.92	\$18,563	\$11.04	\$22,955	\$14.96	\$31,111	\$28.55	\$59,394
Retail trade	\$13.45	\$27,982	2.36	\$8.12	\$16,884	\$8.83	\$18,374	\$10.74	\$22,345	\$14.93	\$31,052	\$20.38	\$42,397
Arts, entertainment, and recreation	\$11.55	\$24,019	4.62	\$7.95	\$16,528	\$8.41	\$17,484	\$9.17	\$19,077	\$13.19	\$27,426	\$20.18	\$41,973
Accommodation and food services	\$9.85	\$20,495	2.36	\$7.87	\$16,372	\$8.22	\$17,094	\$8.80	\$18,298	\$9.43	\$19,613	\$13.55	\$28,178



Eastern & Southern

Figure 12a. Employment Distribution and Average Hourly Wage in Major Occupational Groups (Eastern and Southern Colorado Balance of State Area, May 2012)

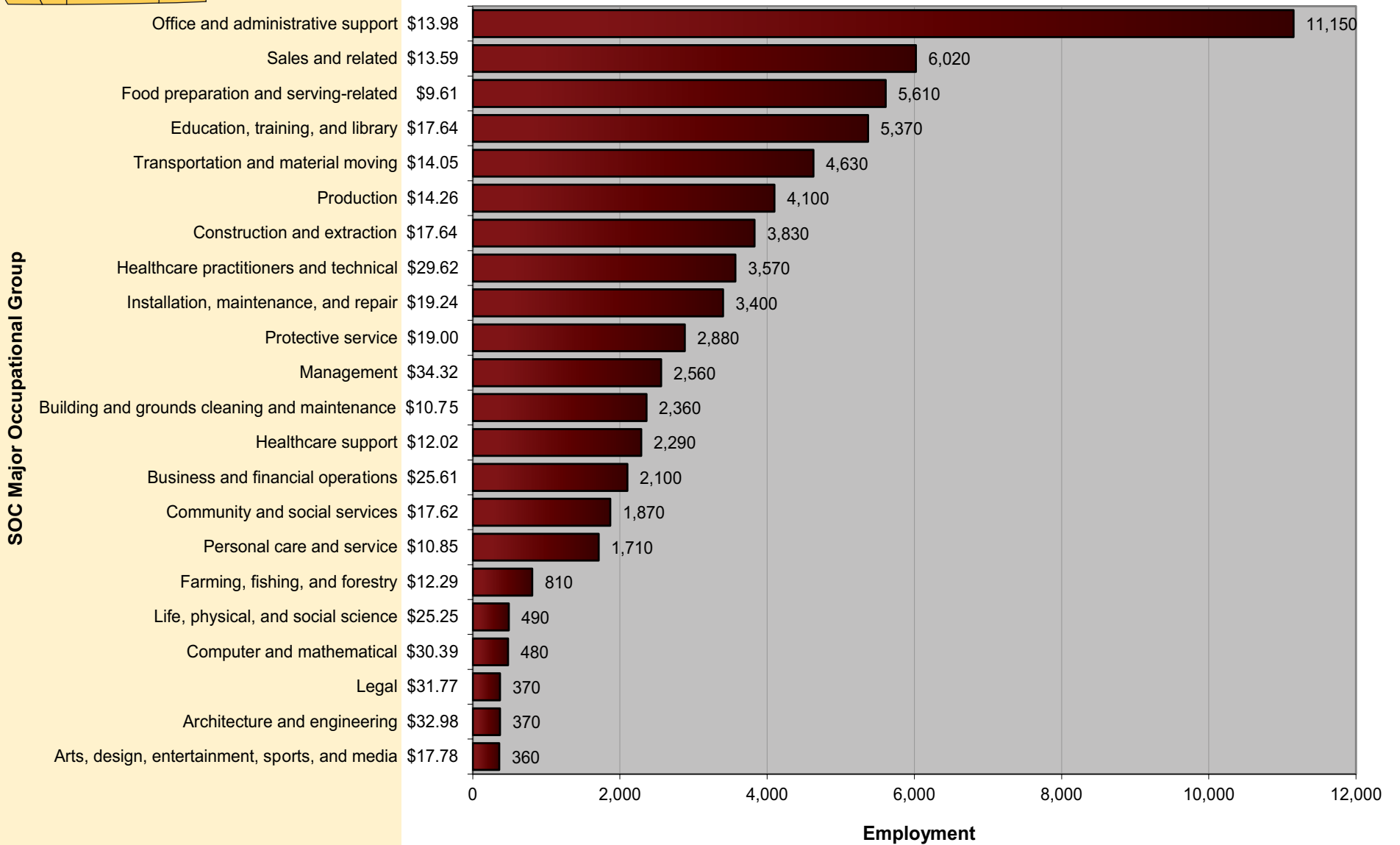


Figure 12b. Employment Distribution and Average Hourly Wage in Major Industry Groups (Eastern and Southern Colorado Balance of State Area, May 2012)

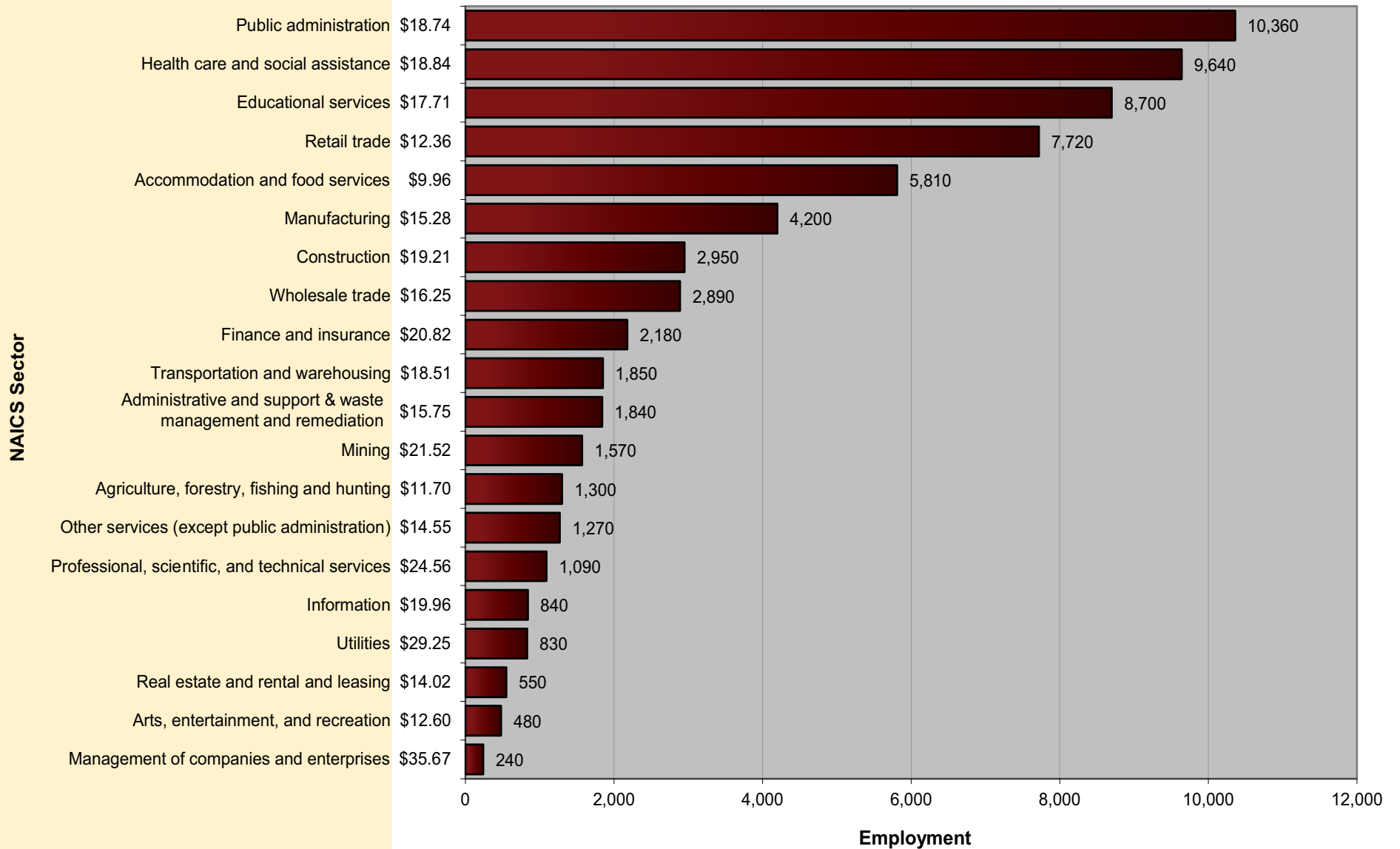
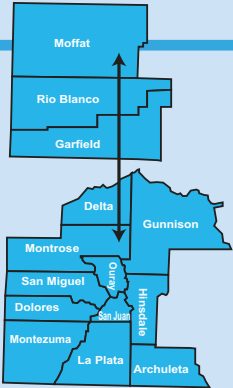


Table 19. Percentile Wages by Industry (Eastern and Southern Colorado BOS Area, May 2012)

NAICS Sector	Average Hourly	Average Annual	PRSE*	10 th Percentile Hourly	10 th Percentile Annual	25 th Percentile Hourly	25 th Percentile Annual	Median Hourly	Median Annual	75 th Percentile Hourly	75 th Percentile Annual	90 th Percentile Hourly	90 th Percentile Annual
Utilities	\$29.25	\$60,833	3.72	\$15.55	\$32,344	\$22.03	\$45,817	\$29.94	\$62,276	\$34.96	\$72,716	\$41.85	\$87,047
Management of companies and enterprises	\$35.67	\$74,186	25.48	\$10.38	\$21,600	\$14.48	\$30,127	\$24.05	\$50,015	\$47.87	\$99,571	\$76.36	\$158,825
Transportation and warehousing	\$18.51	\$38,491	3.36	\$8.66	\$18,012	\$11.52	\$23,954	\$18.80	\$39,109	\$24.77	\$51,519	\$28.81	\$59,924
Mining	\$21.52	\$44,759	4.94	\$12.04	\$25,052	\$14.70	\$30,567	\$17.62	\$36,646	\$24.14	\$50,220	\$36.12	\$75,130
Public administration	\$18.74	\$38,972	5.97	\$9.32	\$19,385	\$12.04	\$25,036	\$17.42	\$36,225	\$22.76	\$47,344	\$30.02	\$62,438
Professional, scientific, and technical services	\$24.56	\$51,091	11.66	\$9.65	\$20,076	\$12.16	\$25,292	\$17.13	\$35,624	\$28.80	\$59,894	\$49.12	\$102,171
Construction	\$19.21	\$39,946	4.14	\$10.01	\$20,811	\$12.26	\$25,492	\$16.66	\$34,650	\$23.86	\$49,628	\$32.78	\$68,185
Educational services	\$17.71	\$36,834	1.82	\$9.74	\$20,256	\$12.36	\$25,703	\$16.41	\$34,135	\$21.10	\$43,896	\$27.54	\$57,276
Information	\$19.96	\$41,521	5.79	\$8.82	\$18,344	\$11.38	\$23,665	\$16.28	\$33,856	\$25.64	\$53,331	\$35.32	\$73,459
Finance and insurance	\$20.82	\$43,295	3.17	\$10.07	\$20,951	\$12.11	\$25,186	\$15.99	\$33,261	\$24.01	\$49,947	\$38.59	\$80,272
Administrative and support and waste management and remediation services	\$15.75	\$32,760	8.39	\$8.29	\$17,235	\$9.26	\$19,252	\$14.99	\$31,172	\$18.34	\$38,145	\$25.13	\$52,266
Health care and social assistance	\$18.84	\$39,179	1.93	\$8.63	\$17,956	\$10.19	\$21,188	\$13.75	\$28,598	\$22.73	\$47,286	\$34.27	\$71,275
Wholesale trade	\$16.25	\$33,794	3.54	\$8.37	\$17,403	\$9.51	\$19,786	\$13.33	\$27,722	\$18.71	\$38,924	\$27.53	\$57,272
Manufacturing	\$15.28	\$31,773	5.56	\$8.92	\$18,551	\$10.46	\$21,761	\$12.97	\$26,974	\$17.32	\$36,022	\$23.74	\$49,373
Other services (except public administration)	\$14.55	\$30,254	4.22	\$8.34	\$17,338	\$9.39	\$19,521	\$12.86	\$26,746	\$17.62	\$36,656	\$22.88	\$47,593
Real estate and rental and leasing	\$14.02	\$29,154	4.85	\$8.22	\$17,098	\$9.09	\$18,908	\$12.45	\$25,888	\$16.30	\$33,912	\$24.03	\$49,990
Retail trade	\$12.36	\$25,705	2.17	\$8.05	\$16,744	\$8.66	\$18,022	\$10.03	\$20,871	\$13.50	\$28,083	\$18.54	\$38,569
Arts, entertainment, and recreation	\$12.60	\$26,218	9.5	\$8.01	\$16,660	\$8.56	\$17,813	\$9.55	\$19,869	\$14.05	\$29,219	\$21.80	\$45,349
Agriculture, forestry, fishing and hunting	\$11.70	\$24,331	3.66	\$7.93	\$16,492	\$8.36	\$17,392	\$9.08	\$18,893	\$12.66	\$26,323	\$19.67	\$40,917
Accommodation and food services	\$9.96	\$20,709	3.09	\$7.88	\$16,399	\$8.25	\$17,161	\$8.86	\$18,430	\$9.66	\$20,099	\$13.97	\$29,064



Western

Figure 13a. Employment Distribution and Average Hourly Wage in Major Occupational Groups (Western Colorado Balance of State Area, May 2012)

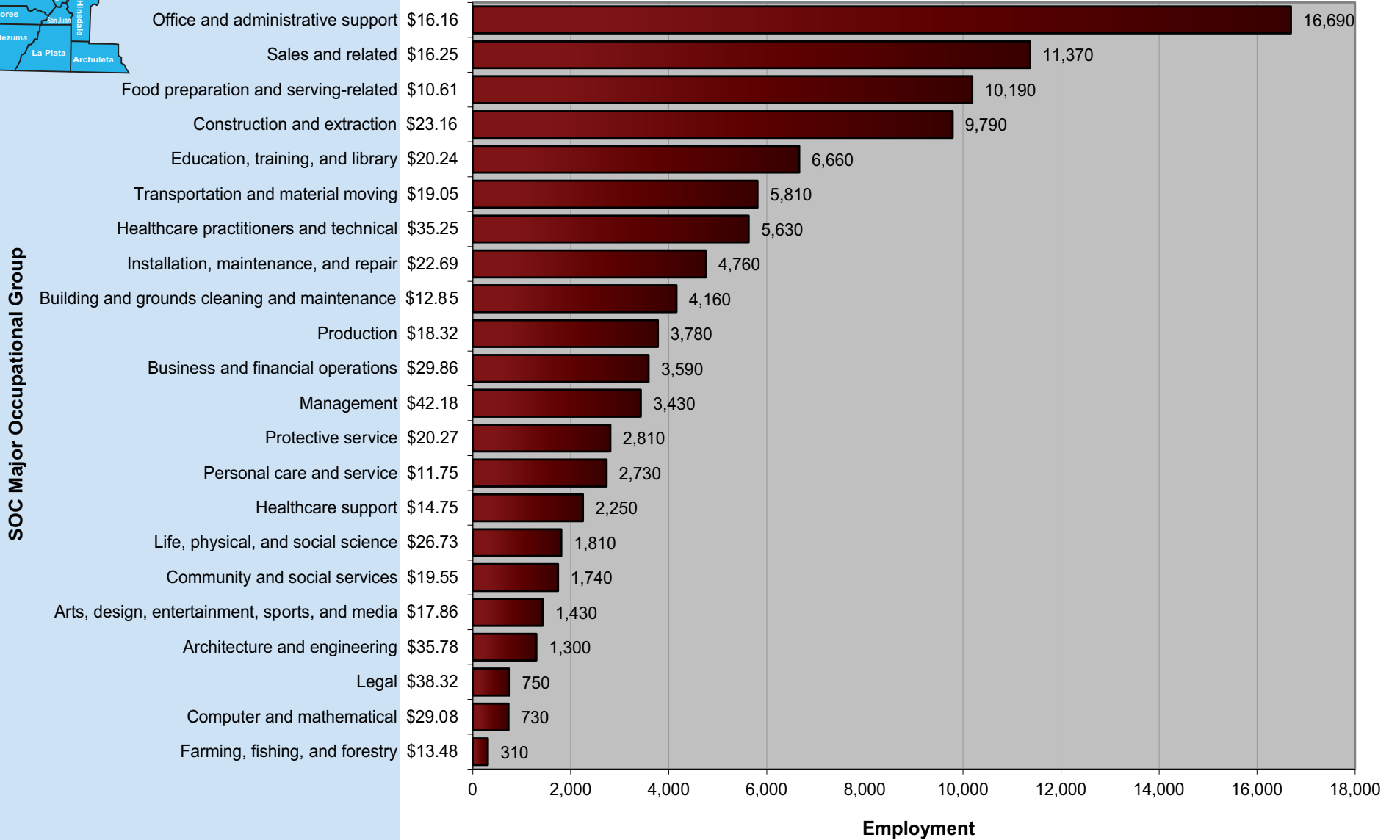


Figure 13b. Employment Distribution and Average Hourly Wage in Major Industry Groups (Western Colorado Balance of State Area, May 2012)

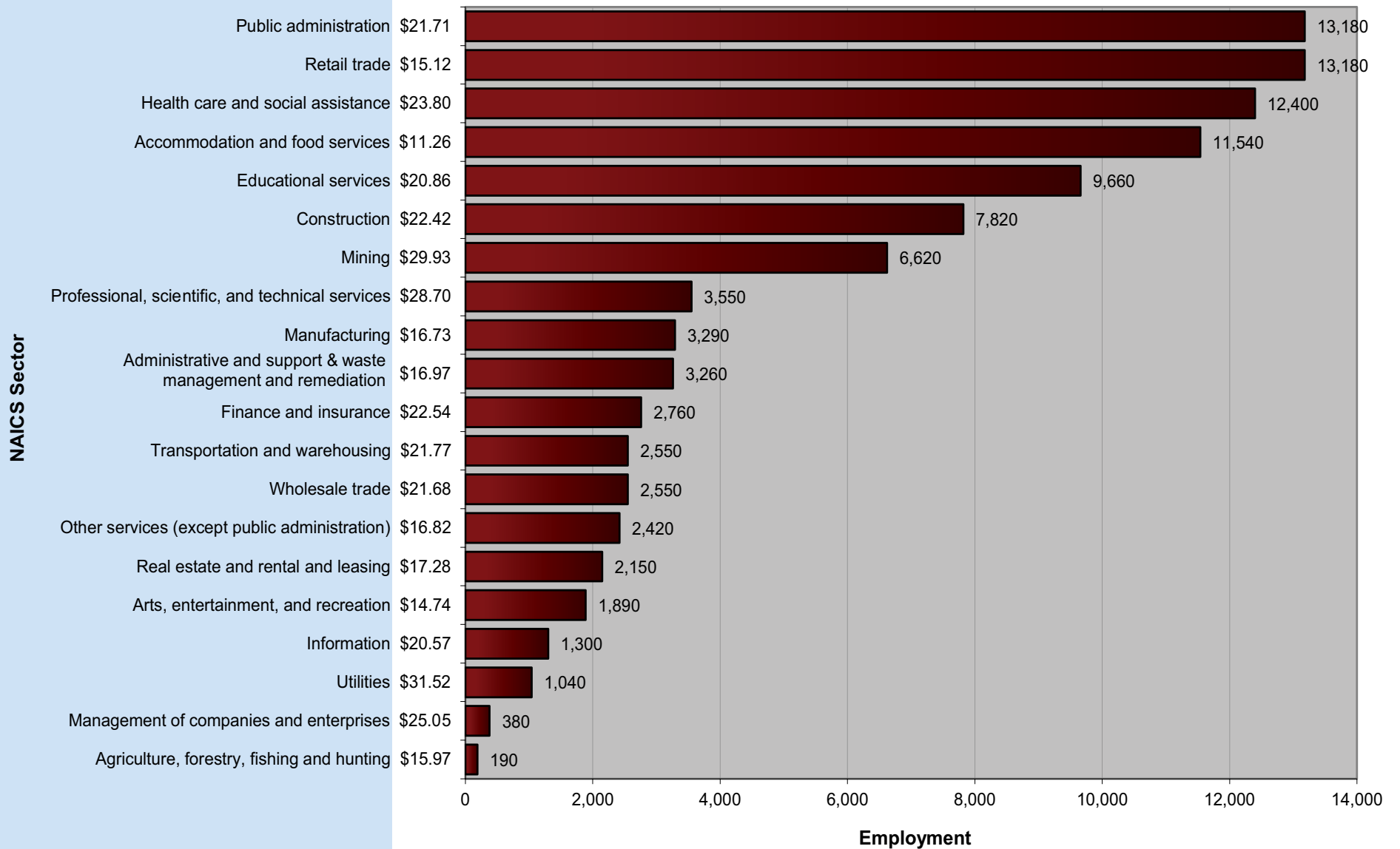


Table 20. Percentile Wages by Industry (Western Colorado BOS Area, May 2012)

NAICS Sector	Average Hourly	Average Annual	PRSE*	10 th Percentile Hourly	10 th Percentile Annual	25 th Percentile Hourly	25 th Percentile Annual	Median Hourly	Median Annual	75 th Percentile Hourly	75 th Percentile Annual	90 th Percentile Hourly	90 th Percentile Annual
Utilities	\$31.52	\$65,560	2.83	\$17.78	\$36,984	\$23.92	\$49,748	\$31.59	\$65,699	\$38.05	\$79,147	\$45.59	\$94,823
Mining	\$29.93	\$62,254	3.71	\$15.58	\$32,405	\$19.77	\$41,112	\$26.22	\$54,535	\$33.87	\$70,452	\$48.45	\$100,772
Professional, scientific, and technical services	\$28.70	\$59,696	4.5	\$10.96	\$22,794	\$15.98	\$33,243	\$24.65	\$51,276	\$35.70	\$74,247	\$51.10	\$106,285
Management of companies and enterprises	\$25.05	\$52,107	6.05	\$11.61	\$24,147	\$16.18	\$33,649	\$22.81	\$47,435	\$30.54	\$63,529	\$38.37	\$79,811
Transportation and warehousing	\$21.77	\$45,274	3.63	\$10.18	\$21,165	\$14.68	\$30,524	\$20.74	\$43,131	\$27.45	\$57,100	\$33.95	\$70,615
Construction	\$22.42	\$46,643	2.28	\$11.60	\$24,118	\$15.35	\$31,934	\$19.98	\$41,561	\$27.72	\$57,652	\$35.41	\$73,652
Public administration	\$21.71	\$45,154	2.04	\$10.35	\$21,520	\$14.45	\$30,047	\$19.78	\$41,152	\$26.92	\$55,990	\$35.18	\$73,180
Educational services	\$20.86	\$43,381	1.31	\$11.62	\$24,173	\$14.71	\$30,600	\$18.94	\$39,393	\$24.93	\$51,846	\$32.07	\$66,706
Wholesale trade	\$21.68	\$45,092	3.82	\$10.38	\$21,597	\$13.92	\$28,945	\$18.44	\$38,349	\$24.55	\$51,058	\$34.83	\$72,447
Health care and social assistance	\$23.80	\$49,494	3.57	\$9.28	\$19,300	\$12.16	\$25,296	\$17.73	\$36,877	\$29.20	\$60,734	\$41.10	\$85,478
Information	\$20.57	\$42,794	5.56	\$9.02	\$18,752	\$12.26	\$25,500	\$17.03	\$35,418	\$24.72	\$51,411	\$34.77	\$72,319
Finance and insurance	\$22.54	\$46,884	4.66	\$10.37	\$21,573	\$12.41	\$25,819	\$16.78	\$34,908	\$24.24	\$50,409	\$41.74	\$86,827
Agriculture, forestry, fishing and hunting	\$15.97	\$33,220	10.82	\$9.11	\$18,959	\$11.19	\$23,279	\$15.34	\$31,903	\$18.18	\$37,816	\$25.87	\$53,820
Real estate and rental and leasing	\$17.28	\$35,934	3.02	\$9.25	\$19,248	\$11.24	\$23,373	\$15.12	\$31,441	\$19.90	\$41,387	\$28.77	\$59,846
Administrative and support and waste management and remediation services	\$16.97	\$35,291	3.37	\$9.68	\$20,135	\$11.39	\$23,686	\$14.79	\$30,770	\$20.29	\$42,207	\$26.42	\$54,950
Manufacturing	\$16.73	\$34,805	3.55	\$8.73	\$18,164	\$10.60	\$22,038	\$14.64	\$30,449	\$19.81	\$41,203	\$27.69	\$57,604
Other services (except public administration)	\$16.82	\$34,981	4.1	\$8.51	\$17,703	\$10.15	\$21,104	\$14.43	\$30,012	\$20.78	\$43,232	\$29.33	\$61,009
Retail trade	\$15.12	\$31,447	2.02	\$8.67	\$18,036	\$10.16	\$21,132	\$12.88	\$26,797	\$17.07	\$35,510	\$23.40	\$48,677
Arts, entertainment, and recreation	\$14.74	\$30,668	3.74	\$8.55	\$17,782	\$9.90	\$20,598	\$12.01	\$24,980	\$16.71	\$34,765	\$23.44	\$48,749
Accommodation and food services	\$11.26	\$23,420	2.9	\$7.97	\$16,580	\$8.47	\$17,614	\$9.30	\$19,349	\$12.39	\$25,775	\$17.17	\$35,710



North Central

Figure 14a. Employment Distribution and Average Hourly Wage in Major Occupational Groups (North Central Colorado Balance of State Area, May 2012)

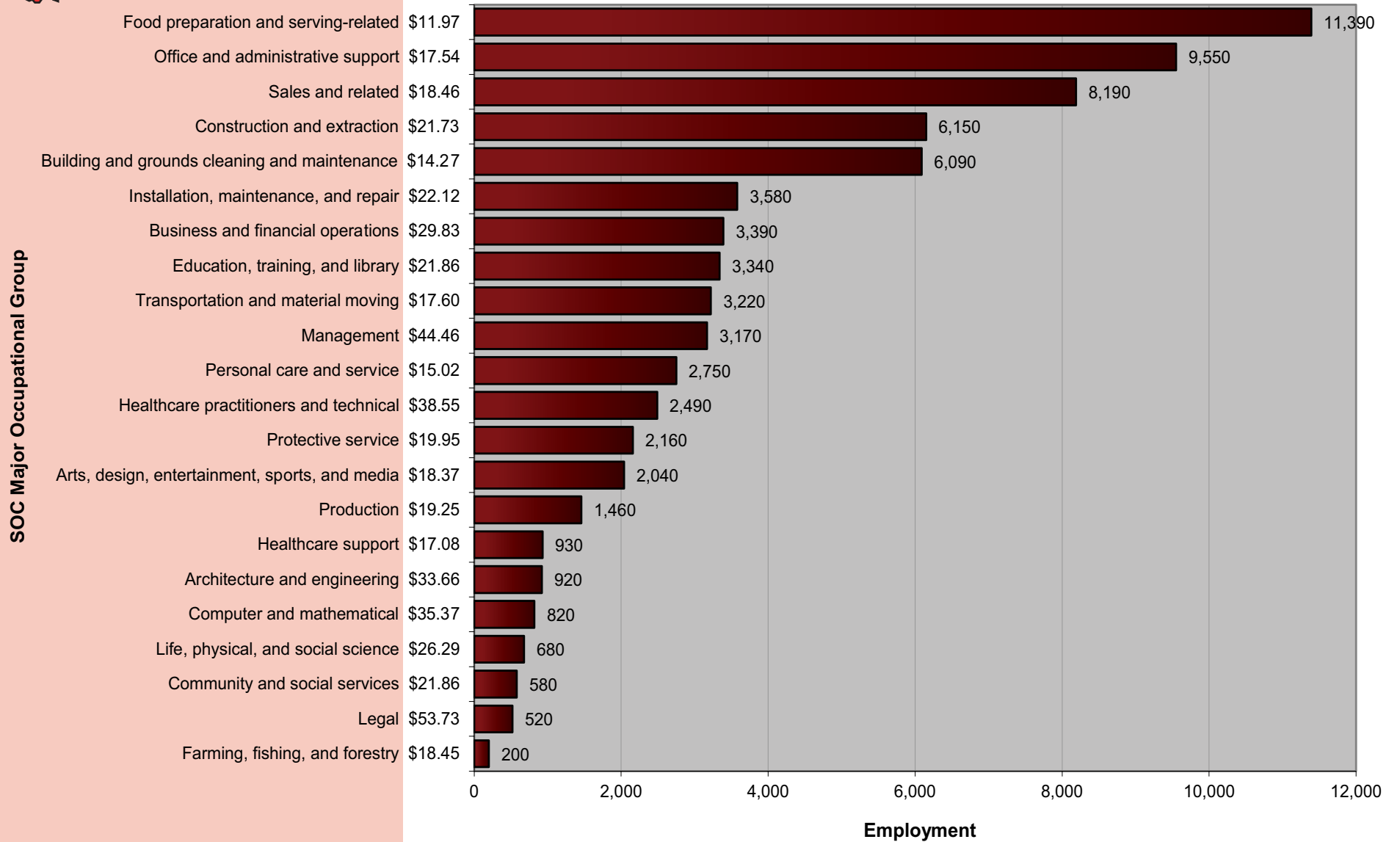


Figure 14b. Employment Distribution and Average Hourly Wage in Major Industry Groups (North Central Colorado Balance of State Area, May 2012)

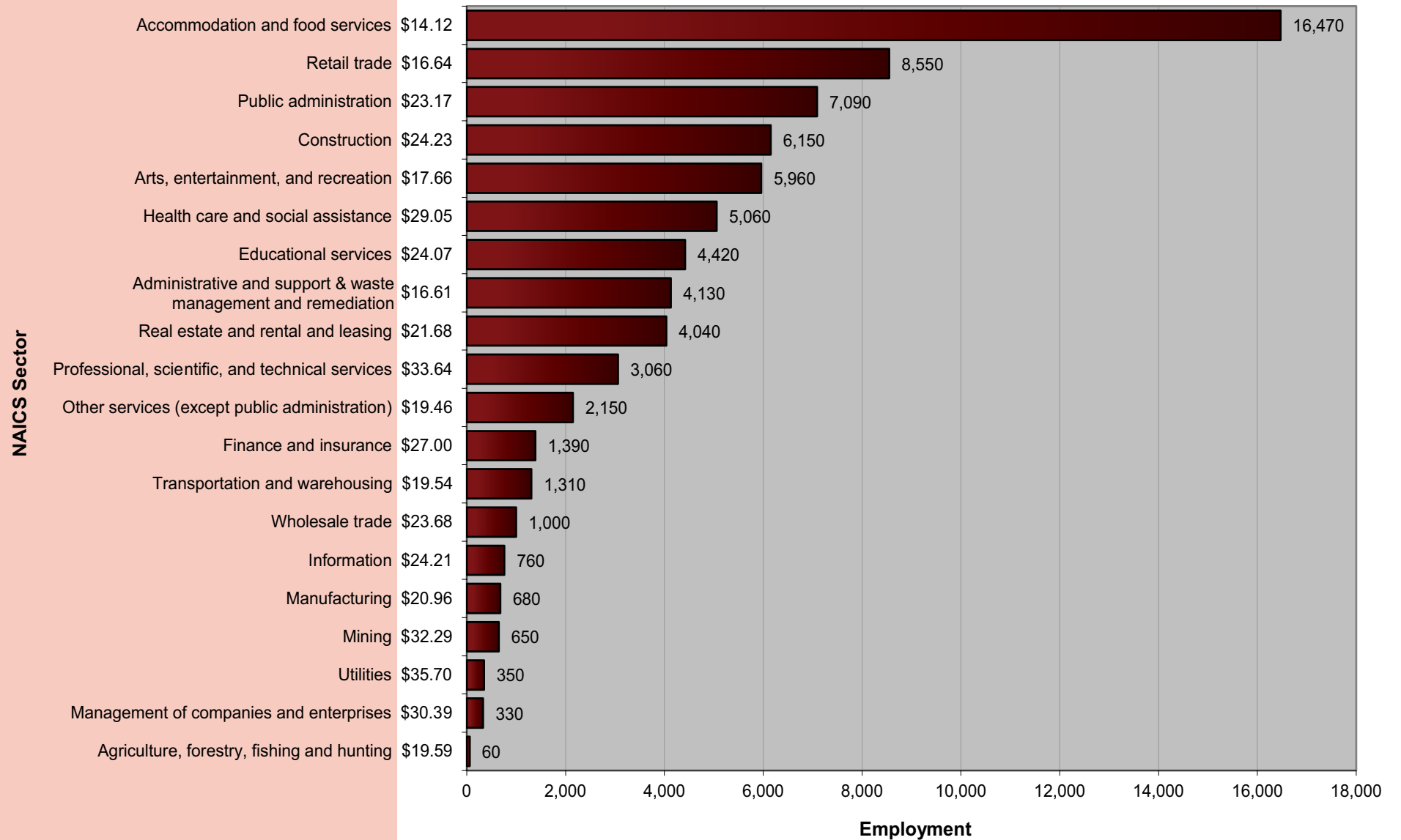
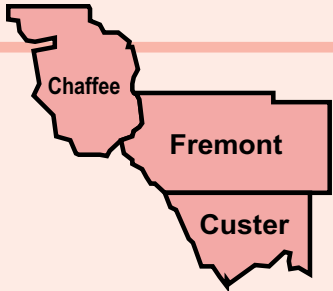


Table 21. Percentile Wages by Industry (North Central Colorado BOS Area, May 2012)

NAICS Sector	Average Hourly	Average Annual	PRSE*	10 th Percentile Hourly	10 th Percentile Annual	25 th Percentile Hourly	25 th Percentile Annual	Median Hourly	Median Annual	75 th Percentile Hourly	75 th Percentile Annual	90 th Percentile Hourly	90 th Percentile Annual
Utilities	\$35.70	\$74,266	4.29	\$22.83	\$47,485	\$30.08	\$62,568	\$35.08	\$72,961	\$41.95	\$87,246	\$47.77	\$99,364
Mining	\$32.29	\$67,169	8.03	\$18.15	\$37,749	\$29.82	\$62,018	\$32.97	\$68,586	\$36.13	\$75,151	\$42.96	\$89,358
Management of companies and enterprises	\$30.39	\$63,212	5.08	\$17.45	\$36,292	\$21.10	\$43,897	\$27.51	\$57,226	\$35.23	\$73,286	\$48.94	\$101,788
Professional, scientific, and technical services	\$33.64	\$69,969	4.98	\$13.37	\$27,817	\$18.98	\$39,482	\$26.81	\$55,772	\$40.26	\$83,742	\$63.01	\$131,057
Health care and social assistance	\$29.05	\$60,417	4.32	\$12.71	\$26,440	\$16.15	\$33,596	\$22.40	\$46,600	\$35.34	\$73,517	\$49.72	\$103,408
Construction	\$24.23	\$50,408	3.76	\$12.58	\$26,158	\$16.26	\$33,813	\$21.35	\$44,408	\$28.98	\$60,268	\$38.78	\$80,673
Public administration	\$23.17	\$48,190	2.17	\$11.42	\$23,758	\$15.41	\$32,056	\$21.30	\$44,305	\$28.39	\$59,041	\$36.67	\$76,273
Educational services	\$24.07	\$50,073	4.43	\$12.71	\$26,441	\$16.30	\$33,908	\$21.07	\$43,818	\$28.33	\$58,931	\$38.20	\$79,447
Finance and insurance	\$27.00	\$56,169	4.31	\$12.37	\$25,736	\$15.05	\$31,306	\$20.68	\$43,008	\$32.72	\$68,066	\$52.53	\$109,259
Information	\$24.21	\$50,348	8.82	\$8.78	\$18,254	\$12.23	\$25,439	\$20.31	\$42,246	\$31.91	\$66,377	\$45.51	\$94,663
Manufacturing	\$20.96	\$43,600	3.86	\$11.30	\$23,503	\$14.87	\$30,925	\$20.04	\$41,694	\$24.61	\$51,184	\$32.30	\$67,177
Wholesale trade	\$23.68	\$49,264	5.2	\$9.72	\$20,208	\$14.03	\$29,177	\$19.78	\$41,135	\$31.32	\$65,148	\$42.56	\$88,519
Agriculture, forestry, fishing and hunting	\$19.59	\$40,738	7.95	\$10.44	\$21,718	\$12.54	\$26,088	\$19.76	\$41,105	\$23.17	\$48,199	\$32.32	\$67,232
Real estate and rental and leasing	\$21.68	\$45,093	5.75	\$10.50	\$21,830	\$13.07	\$27,180	\$17.49	\$36,374	\$23.63	\$49,146	\$36.31	\$75,517
Transportation and warehousing	\$19.54	\$40,653	4.05	\$10.28	\$21,391	\$12.91	\$26,846	\$16.84	\$35,032	\$25.52	\$53,084	\$30.94	\$64,347
Other services (except public administration)	\$19.46	\$40,474	3.56	\$9.36	\$19,465	\$11.74	\$24,426	\$16.49	\$34,305	\$23.42	\$48,708	\$34.05	\$70,828
Retail trade	\$16.64	\$34,605	2.53	\$9.03	\$18,774	\$11.13	\$23,160	\$14.29	\$29,720	\$18.54	\$38,554	\$26.81	\$55,762
Administrative and support and waste management and remediation services	\$16.61	\$34,539	4.04	\$10.02	\$20,833	\$12.14	\$25,245	\$14.27	\$29,686	\$17.92	\$37,279	\$25.63	\$53,320
Arts, entertainment, and recreation	\$17.66	\$36,739	4.39	\$8.70	\$18,091	\$10.43	\$21,699	\$13.96	\$29,027	\$20.98	\$43,633	\$29.55	\$61,464
Accommodation and food services	\$14.12	\$29,360	1.57	\$8.28	\$17,225	\$9.24	\$19,225	\$11.86	\$24,661	\$16.07	\$33,419	\$22.31	\$46,402



Central

Figure 15a. Employment Distribution and Average Hourly Wage in Major Occupational Groups (Central Colorado Balance of State Area, May 2012)

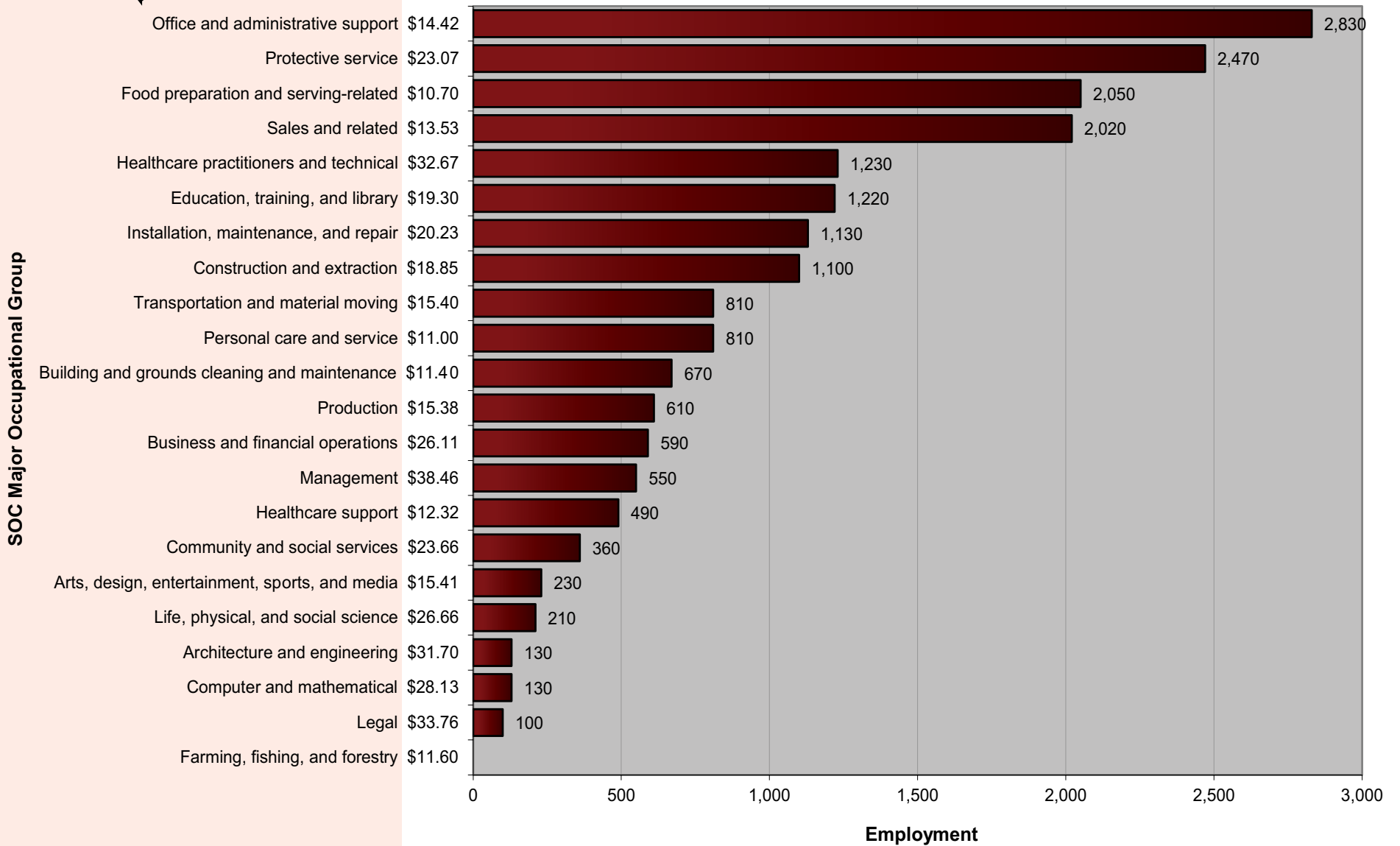


Figure 15b. Employment Distribution and Average Hourly Wage in Major Industry Groups (Central Colorado Balance of State Area, May 2012)

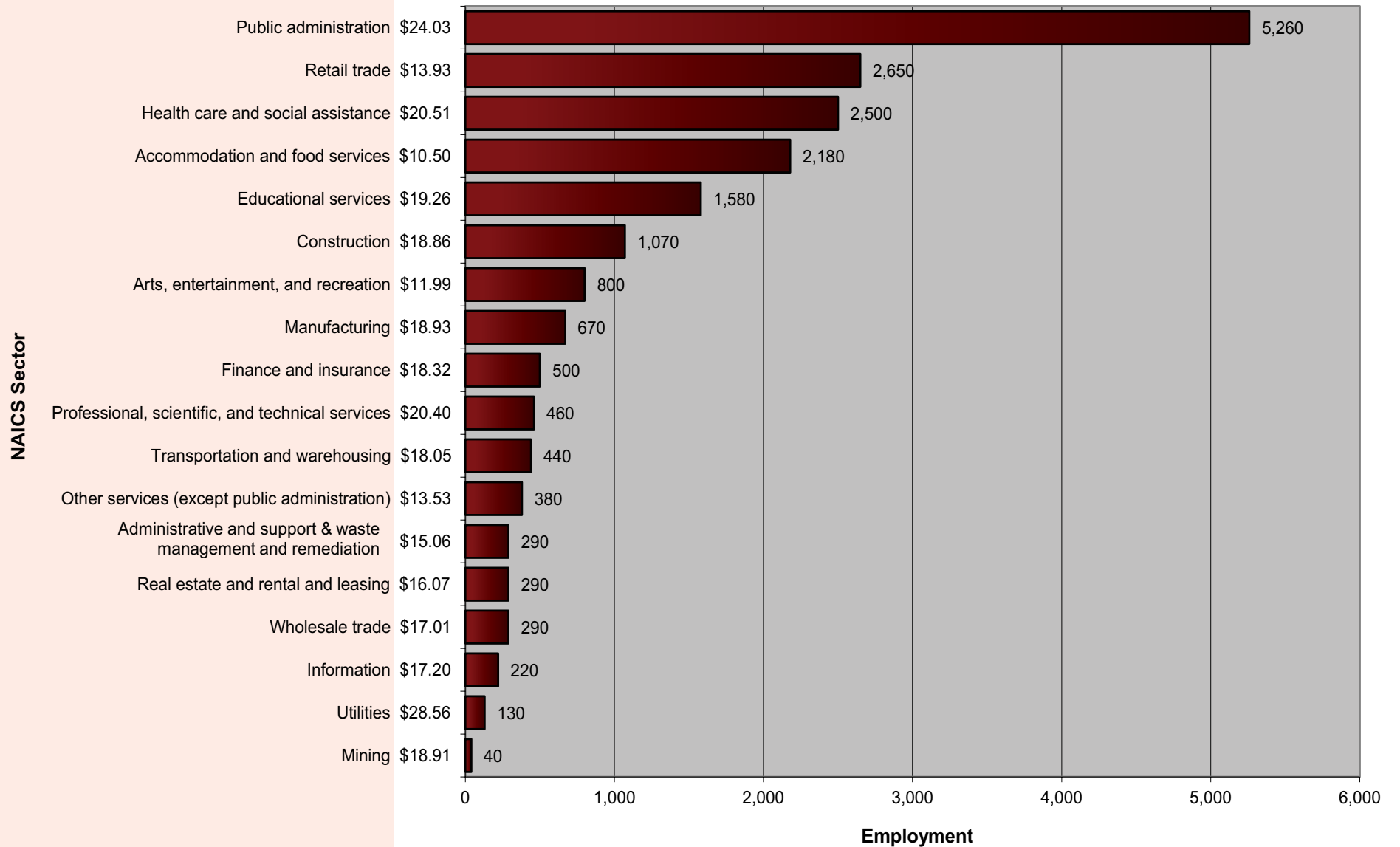


Table 22. Percentile Wages by Industry (Central Colorado BOS Area, May 2012)

NAICS Sector	Average Hourly	Average Annual	PRSE*	10 th Percentile Hourly	10 th Percentile Annual	25 th Percentile Hourly	25 th Percentile Annual	Median Hourly	Median Annual	75 th Percentile Hourly	75 th Percentile Annual	90 th Percentile Hourly	90 th Percentile Annual
Utilities	\$28.56	\$59,407	4.34	\$11.62	\$24,172	\$19.76	\$41,102	\$27.65	\$57,519	\$34.26	\$71,269	\$45.58	\$94,811
Public administration	\$24.03	\$49,973	2.33	\$14.86	\$30,907	\$19.32	\$40,191	\$22.62	\$47,051	\$28.22	\$58,703	\$34.25	\$71,241
Educational services	\$19.26	\$40,058	1.54	\$10.59	\$22,028	\$13.61	\$28,310	\$18.17	\$37,794	\$22.70	\$47,224	\$28.99	\$60,292
Mining	\$18.91	\$39,339	6.48	\$11.77	\$24,485	\$13.56	\$28,215	\$17.78	\$36,985	\$23.05	\$47,946	\$27.74	\$57,707
Construction	\$18.86	\$39,225	3.59	\$10.49	\$21,828	\$13.19	\$27,437	\$16.63	\$34,599	\$21.88	\$45,506	\$30.95	\$64,381
Manufacturing	\$18.93	\$39,379	2.04	\$9.88	\$20,556	\$12.82	\$26,672	\$16.35	\$34,006	\$23.05	\$47,936	\$29.42	\$61,185
Transportation and warehousing	\$18.05	\$37,551	6	\$9.39	\$19,536	\$11.13	\$23,157	\$16.16	\$33,604	\$23.93	\$49,778	\$28.80	\$59,900
Professional, scientific, and technical services	\$20.40	\$42,426	7.77	\$8.71	\$18,124	\$11.48	\$23,878	\$15.23	\$31,677	\$25.86	\$53,784	\$40.49	\$84,214
Information	\$17.20	\$35,767	6.08	\$8.51	\$17,702	\$10.41	\$21,647	\$14.93	\$31,044	\$21.78	\$45,298	\$31.17	\$64,825
Finance and insurance	\$18.32	\$38,104	7.17	\$10.32	\$21,457	\$12.06	\$25,079	\$14.15	\$29,433	\$19.12	\$39,776	\$29.34	\$61,036
Health care and social assistance	\$20.51	\$42,663	6.86	\$8.49	\$17,659	\$9.99	\$20,786	\$14.01	\$29,139	\$25.70	\$53,462	\$35.89	\$74,649
Real estate and rental and leasing	\$16.07	\$33,433	8.47	\$8.60	\$17,886	\$10.08	\$20,963	\$12.60	\$26,203	\$18.06	\$37,556	\$27.97	\$58,169
Administrative and support and waste management and remediation services	\$15.06	\$31,326	3.69	\$8.68	\$18,059	\$10.06	\$20,916	\$12.41	\$25,806	\$17.88	\$37,190	\$25.79	\$53,642
Wholesale trade	\$17.01	\$35,375	13.72	\$8.46	\$17,594	\$9.84	\$20,473	\$12.35	\$25,690	\$17.48	\$36,368	\$22.65	\$47,105
Retail trade	\$13.93	\$28,975	3.34	\$8.13	\$16,917	\$8.87	\$18,456	\$10.97	\$22,811	\$15.60	\$32,450	\$23.18	\$48,223
Other services (except public administration)	\$13.53	\$28,132	6.99	\$8.04	\$16,723	\$8.64	\$17,970	\$10.03	\$20,869	\$17.85	\$37,126	\$23.75	\$49,404
Arts, entertainment, and recreation	\$11.99	\$24,934	4.16	\$8.09	\$16,818	\$8.75	\$18,209	\$9.95	\$20,706	\$12.06	\$25,085	\$18.18	\$37,813
Accommodation and food services	\$10.50	\$21,846	3	\$7.93	\$16,485	\$8.35	\$17,376	\$9.07	\$18,860	\$11.18	\$23,257	\$15.88	\$33,039

Technical Notes and Methodology

Scope of the survey

The Occupational Employment Statistics (OES) survey is a semiannual mail survey measuring occupational employment and wage rates for wage and salary workers in nonfarm establishments in the United States. OES data available from BLS include cross-industry occupational employment and wage estimates for the nation; over 500 areas, including states and the District of Columbia, metropolitan statistical areas (MSAs), metropolitan divisions, nonmetropolitan areas, and territories; national industry-specific estimates at the NAICS sector, 3-, 4-, and selected 5- and 6-digit industry levels; and national estimates by ownership across all industries and for schools and hospitals.

The OES survey is a cooperative effort between BLS and the State Workforce Agencies (SWAs). BLS funds the survey and provides the procedures and technical support, while the State Workforce Agencies collect most of the data. OES estimates are constructed from a sample of about 1.2 million establishments. Each year, forms are mailed to two semiannual panels of approximately 200,000 sampled establishments, one panel in May and the other in November. May 2012 estimates are based on responses from six semiannual panels collected over a 3-year period: May 2012, November 2011, May 2011, November 2010, May 2010, and November 2009. The overall national response rate for the six panels is 76.6 percent based on establishments and 72.9 percent based on employment. The unweighted employment of sampled establishments across all six semiannual panels represents approximately 59.3 percent of total national employment.

The occupational coding system

The OES survey categorizes workers into 821 detailed occupations based on the 2010 Office of Management and Budget's Standard Occupational Classification (SOC) system. Together, these detailed occupations make up 22 of the 23 SOC major occupational groups. Major group 55, Military Specific Occupations, is not included. The major groups are as follows:

- Management occupations
- Business and financial operations occupations
- Computer and mathematical occupations
- Architecture and engineering occupations
- Life, physical, and social science occupations
- Community and social services occupations
- Legal occupations
- Education, training and library occupations
- Arts, design, entertainment, sports, and media occupations
- Healthcare practitioner and technical occupations
- Healthcare support occupations
- Protective service occupations
- Food preparation and serving related occupations
- Building and grounds cleaning and maintenance occupations
- Personal care and service occupations
- Sales and related occupations
- Office and administrative support occupations
- Farming, fishing, and forestry, occupations
- Construction, and extraction occupations
- Installation, maintenance, and repair occupations
- Production occupations
- Transportation and material moving occupations

- Military specific occupations (not surveyed in OES).

OES estimates for 2010 and 2011 were based on a hybrid structure of the 2000 and 2010 SOC systems. For more information about the hybrid structure, please see the Bureau of Labor Statistics website at www.bls.gov/oes/oes_ques.htm#qf9.

For more information about the SOC system, please see the BLS website at www.bls.gov/soc/.

The industry coding system

The 2012 OES estimates are the first estimates based on the 2012 North American Industry Classification System (NAICS). Previous OES estimates were based on the 2007 NAICS. For more information about NAICS, see the BLS website at www.bls.gov/bls/naics.htm.

The OES survey excludes the majority of the agricultural sector, with the exception of logging (NAICS 113310), support activities for crop production (NAICS 1151), and support activities for animal production (NAICS 1152). Private households (NAICS 814) also are excluded. OES federal government data include the U.S. Postal Service and the federal executive branch only. All other industries, including state and local government, are covered by the survey.

The OES survey covers all full- and part-time wage and salary workers in nonfarm industries. The survey does not include the self-employed, owners and partners in unincorporated firms, household workers, or unpaid family workers.

Survey sample

The OES survey draws its sample from state unemployment insurance (UI) files. Supplemental sources are used for rail transportation (NAICS 4821) and Guam because they do not report to the UI program. The OES survey sample is stratified by metropolitan and nonmetropolitan area, industry, and size.

To provide the most occupational coverage, larger employers are more likely to be selected than smaller employers. An annual census is taken of the executive branch of the federal government, the U.S. Postal Service, and state government.

Concepts

Occupational employment is the estimate of total wage and salary employment in an occupation. The OES survey defines employment as the number of workers who can be classified as full- or part-time employees, including workers on paid vacations or other types of paid leave; workers on unpaid short-term absences; salaried officers, executives, and staff members of incorporated firms; employees temporarily assigned to other units; and employees for whom the reporting unit is their permanent duty station, regardless of whether that unit prepares their paycheck.

Wages for the OES survey are straight-time, gross pay, exclusive of premium pay. Base rate; cost-of-living allowances; guaranteed pay;

hazardous-duty pay; incentive pay, including commissions and production bonuses; and tips are included. Excluded are overtime pay, severance pay, shift differentials, nonproduction bonuses, employer cost for supplementary benefits, and tuition reimbursements.

OES receives wage rate data for the federal government, the U.S. Postal Service, and some state governments. For the remaining establishments, the OES survey collects wage data in 12 intervals.

The wage intervals used for the May 2012 estimates are as follows:

<i>Wage Intervals used for the May 2012 OES Survey</i>		
Interval	Hourly Wages	Annual Wages
Range A	Under \$9.25	Under \$19,240
Range B	\$9.25 to \$11.49	\$19,240 to \$23,919
Range C	\$11.50 to \$14.49	\$23,920 to \$30,159
Range D	\$14.50 to \$18.24	\$30,160 to \$37,959
Range E	\$18.25 to \$22.74	\$37,960 to \$47,319
Range F	\$22.75 to \$28.74	\$47,320 to \$59,799
Range G	\$28.75 to \$35.99	\$59,800 to \$74,879
Range H	\$36.00 to \$45.24	\$74,880 to \$94,119
Range I	\$45.25 to \$56.99	\$94,120 to \$118,559
Range J	\$57.00 to \$71.49	\$118,560 to \$148,719
Range K	\$71.50 to \$89.99	\$148,720 to \$187,199
Range L	\$90.00 and over	\$187,200 and over

Mean hourly wage. The mean hourly wage rate for an occupation is the total wages that all workers in the occupation earn in an hour divided by the total employment of the occupation. To calculate the mean hourly wage of each occupation, total weighted hourly wages are summed across all intervals and divided by the occupation's weighted survey employment. The mean wage for each interval is based on occupational wage data collected by the BLS Office of Compensation and Working Conditions for the National Compensation Survey (NCS).

Percentile wage. The p-th percentile wage rate for an occupation is the wage where p percent of all workers earn that amount or less and where (100-p) percent of all workers earn that amount or more. This statistic is calculated by uniformly distributing the workers inside each wage interval, ranking the workers from lowest paid to highest paid, and calculating the product of the total employment for the occupation and the desired percentile to determine the worker that earns the p-th percentile wage rate.

Estimation methodology

The OES survey is designed to produce estimates by combining six panels of data collected over a 3-year period. Each OES panel includes approximately 200,000 establishments. The full six-panel sample of nearly 1.2 million establishments allows the production of estimates at detailed levels of geography, industry, and occupation.

Wage updating. Significant reductions in sampling errors are obtained by combining six panels of data, particularly for small geographic areas and occupations. Wages for the current panel need no adjustment. However, wages in the five previous panels need to be updated to the current panel's reference period.

The OES program uses the BLS Employment Cost Index (ECI) to adjust survey data from prior panels before combining them with the current panel's data. The wage updating procedure adjusts each detailed occupation's wage rate, as measured in the earlier panel, according to the average movement of its broader occupational division.

Imputation. About 23 percent of establishments do not respond for a given panel. A "nearest neighbor" hot deck imputation procedure is used to impute missing occupational employment totals. A variant of mean imputation is used to impute missing wage distributions.

Weighting and benchmarking. The sampled establishments are weighted to represent all establishments for the reference period. Weights are further adjusted by the ratio of employment totals (the average of November 2011 and May 2012 employment) from the BLS Quarterly Census of Employment and Wages to employment totals from the OES survey.

Reliability of the estimates. Estimates calculated from a sample survey are subject to two types of error: sampling and nonsampling.

Sampling error occurs when estimates are calculated from a subset (that is, a sample) of the population instead of the full population. When a sample of the population is surveyed, there is a chance that the sample estimate of the characteristic of interest may differ from the population value of that characteristic. Differences between the sample estimate and the population value will vary depending on the sample selected. This variability can be estimated by calculating the standard error (SE) of the sample estimate. If we were to repeat the sampling and estimation process countless times using the same survey design, approximately 90 percent of the intervals created by adding and subtracting 1.645 SEs from the sample estimate would include the population value. These intervals are called 90-percent confidence intervals. The OES survey, however, usually uses the relative standard error (RSE) of a sample estimate instead of its SE to measure sampling error. RSE is defined as the SE of a sample estimate divided by the sample estimate itself. This statistic provides the user with a measure of the relative precision of the sample estimate. RSEs are calculated for both occupational employment and mean wage rate estimates. Occupational employment RSEs are calculated using a subsample, random group replication technique called the jackknife. Mean wage rate RSEs are calculated using a variance components model that accounts for both the observed and unobserved components of the wage data. The variances of the unobserved components are estimated using wage data from the BLS National Compensation Survey. In general, estimates based on many establishments

have lower RSEs than estimates based on few establishments. If the distributional assumptions of the models are violated, the resulting confidence intervals may not reflect the prescribed level of confidence.

Nonsampling error occurs for a variety of reasons, none of which are directly connected to sampling. Examples of nonsampling error include: nonresponse, data incorrectly reported by the respondent, errors in the administrative data used to create the sampling frame, mistakes made in entering collected data into the database, and mistakes made in editing and processing the collected data. Every attempt is made to minimize nonsampling error through survey methods such as data editing, imputation methods, and benchmarking of data to current employment totals.

Definitions

Covered Employment

Employment covered by state unemployment insurance laws or, for federal workers, covered by the Unemployment Compensation for Federal Employees program.

Establishment

A business, usually at a particular physical location, that engages in one or more types of economic activity; for example, a factory, mine, store, or office. Generally a single establishment produces a single good or provides a single service. An enterprise (a private firm, government, or non-profit organization) could consist of a single establishment or multiple establishments. A multi-establishment enterprise could have all its establishments in one industry (ie, a chain), or could have various establishments in different industries (ie, a conglomerate). Some establishments, such as construction firms, may have a small fixed base but perform the bulk of their economic activity at various jobsites.

Mid-Range

The mid-range is the range between the 25th and 75th percentiles; ie, the middle 50% of the observations in a wage distribution. One way to interpret a mid-range is to observe that 25 percent of workers in the occupation are paid less than the lower boundary of the mid-range and 25 percent of workers are paid more than the upper boundary.

Occupation

A set of activities or tasks employees are paid to perform. Employees that perform essentially the same tasks are in the same occupation, whether or not they are in the same industry. Some occupations are concentrated in a few particular industries; other occupations are found in the majority of industries.

Colorado Regions: Metropolitan Statistical Areas (MSAs) and Balance of State (BOS) Areas

Area Code	County Code	County Name	Area Code	County Code	County Name	Area Code	County Code	County Name
Boulder MSA			Eastern & Southern Colorado BOS Area			Western Colorado BOS Area		
14500	013	BOULDER	00001	003	ALAMOSA	00002	007	ARCHULETA
Colorado Springs MSA			00001	009	BACA	00002	029	DELTA
17820	041	EL PASO	00001	011	BENT	00002	033	DOLORES
17820	119	TELLER	00001	017	CHEYENNE	00002	045	GARFIELD
Denver-Aurora MSA			00001	021	CONEJOS	00002	051	GUNNISON
19740	001	ADAMS	00001	023	COSTILLA	00002	053	HINSDALE
19740	005	ARAPAHOE	00001	025	CROWLEY	00002	067	LA PLATA
19740	014	BROOMFIELD	00001	055	HUERFANO	00002	081	MOFFAT
19740	019	CLEAR CREEK	00001	061	KIOWA	00002	083	MONTEZUMA
19740	031	DENVER	00001	063	KIT CARSON	00002	085	MONTROSE
19740	035	DOUGLAS	00001	071	LAS ANIMAS	00002	091	OURAY
19740	039	ELBERT	00001	073	LINCOLN	00002	103	RIO BLANCO
19740	047	GILPIN	00001	075	LOGAN	00002	111	SAN JUAN
19740	059	JEFFERSON	00001	077	MINERAL	00002	113	SAN MIGUEL
19740	093	PARK	00001	087	MORGAN	North Central Colorado BOS Area		
Fort Collins-Loveland MSA			00001	089	OTERO	00003	037	EAGLE
22660	069	LARIMER	00001	095	PHILLIPS	00003	049	GRAND
Grand Junction MSA			00001	099	PROWERS	00003	057	JACKSON
24300	077	MESA	00001	105	RIO GRANDE	00003	065	LAKE
Greeley MSA			00001	109	SAGUACHE	00003	097	PITKIN
24540	123	WELD	00001	115	SEDGWICK	00003	107	ROUTT
Pueblo MSA			00001	121	WASHINGTON	00003	117	SUMMIT
39380	101	PUEBLO	00001	125	YUMA	Central Colorado BOS Area		
						00004	015	CHAFFEE
						00004	027	CUSTER
						00004	043	FREMONT

Occupational Code	Occupational Title	Employment Estimate	Employment Percentage Relative Standard Error	Average Hourly Wage	Average Annual Wage	Wage Percentage Relative Standard Error	10th Percentile (Hourly)	25th Percentile (Hourly)	50th Percentile (Hourly)	75th Percentile (Hourly)	90th Percentile (Hourly)	10th Percentile (Annual)	25th Percentile (Annual)	50th Percentile (Annual)	75th Percentile (Annual)	90th Percentile (Annual)
00-0000	All occupations	2,226,170	0.43	\$23.09	\$48,035	0.51	\$8.88	\$11.57	\$17.83	\$28.52	\$43.54	\$18,470	\$24,070	\$37,093	\$59,318	\$90,567
11-0000	Management	95,180	1.20	\$54.57	\$113,515	0.58	\$24.82	\$33.94	\$48.16	\$67.52	#	\$51,621	\$70,597	\$100,180	\$140,443	#
11-1011	Chief executives	1,120	14.75	\$84.65	\$176,077	4.30	\$37.55	\$57.44	\$75.33	#	#	\$78,094	\$119,471	\$156,695	#	#
11-1021	General and operations managers	39,490	1.47	\$58.37	\$121,406	0.82	\$24.80	\$33.34	\$48.72	\$73.84	#	\$51,582	\$69,353	\$101,332	\$153,586	#
11-1031	Legislators	640	19.03	#	\$52,912	7.05	#	#	#	#	#	\$16,931	\$18,492	\$40,444	\$77,510	\$94,041
11-2011	Advertising and promotions managers	260	23.66	\$62.88	\$130,789	8.99	\$24.70	\$37.99	\$53.42	\$84.41	#	\$51,379	\$79,014	\$111,118	\$175,566	#
11-2021	Marketing managers	2,180	7.03	\$64.30	\$133,738	1.59	\$33.49	\$45.56	\$60.56	\$78.55	#	\$69,664	\$94,774	\$125,965	\$163,392	#
11-2022	Sales managers	4,010	4.90	\$60.41	\$125,659	1.84	\$27.95	\$37.16	\$55.16	\$74.04	#	\$58,131	\$77,297	\$114,729	\$154,004	#
11-2031	Public relations managers	560	5.10	\$59.90	\$124,602	1.85	\$34.17	\$42.69	\$55.24	\$70.42	#	\$71,067	\$88,802	\$114,903	\$146,474	#
11-3011	Administrative services managers	2,270	3.14	\$44.99	\$93,577	1.29	\$23.80	\$31.20	\$42.51	\$54.59	\$69.23	\$49,501	\$64,889	\$88,429	\$113,541	\$143,997
11-3021	Computer and information systems managers	5,420	4.34	\$62.95	\$130,926	1.11	\$39.93	\$49.63	\$60.68	\$72.45	\$88.13	\$83,052	\$103,229	\$126,209	\$150,695	\$183,306
11-3031	Financial managers	5,000	4.66	\$65.18	\$135,579	1.74	\$32.94	\$45.90	\$59.86	\$77.86	#	\$68,519	\$95,466	\$124,518	\$161,941	#
11-3051	Industrial production managers	1,160	6.76	\$49.75	\$103,481	2.13	\$28.51	\$36.46	\$46.38	\$58.01	\$73.33	\$59,293	\$75,840	\$96,462	\$120,653	\$152,525
11-3061	Purchasing managers	620	5.40	\$58.63	\$121,953	1.60	\$38.62	\$46.11	\$56.54	\$66.68	\$80.51	\$80,336	\$95,911	\$117,604	\$138,693	\$167,454
11-3071	Transportation, storage, and distribution managers	1,160	5.65	\$45.33	\$94,291	1.74	\$26.81	\$33.04	\$42.45	\$54.36	\$67.37	\$55,769	\$68,726	\$88,296	\$113,072	\$140,133
11-3111	Compensation and benefits managers	160	7.53	\$55.51	\$115,453	3.08	\$33.36	\$41.64	\$52.18	\$65.89	\$84.51	\$69,388	\$86,607	\$108,531	\$137,044	\$175,778
11-3121	Human resources managers	1,160	4.08	\$59.64	\$124,055	1.68	\$34.92	\$45.67	\$55.63	\$69.35	\$88.58	\$72,635	\$94,999	\$115,709	\$144,244	\$184,252
11-3131	Training and development managers	350	6.33	\$52.03	\$108,214	3.06	\$31.07	\$36.77	\$46.06	\$62.09	\$77.01	\$64,620	\$76,481	\$95,815	\$129,152	\$160,175
11-9021	Construction managers	2,940	8.29	\$43.93	\$91,382	2.66	\$25.99	\$31.86	\$41.00	\$54.51	\$67.38	\$54,063	\$66,265	\$85,287	\$113,375	\$140,159
11-9031	Education administrators, preschool and child care center/program	740	14.69	\$21.11	\$43,899	2.87	\$14.93	\$16.62	\$19.66	\$23.09	\$31.42	\$31,045	\$34,560	\$40,885	\$48,024	\$65,354
11-9032	Education administrators, elementary and secondary school	4,010	1.17	#	\$80,524	1.12	#	#	#	#	#	\$57,301	\$69,207	\$82,071	\$92,818	\$107,289
11-9033	Education administrators, postsecondary	2,190	7.75	\$43.02	\$89,492	3.45	\$22.82	\$28.59	\$37.40	\$50.80	\$72.17	\$47,473	\$59,465	\$77,789	\$105,658	\$150,120
11-9039	Education administrators, all other	480	7.23	\$42.37	\$88,131	2.15	\$25.35	\$31.51	\$40.64	\$51.42	\$62.84	\$52,724	\$65,543	\$84,535	\$106,958	\$130,708
11-9041	Engineering managers	2,890	7.63	\$69.31	\$144,158	1.76	\$45.47	\$54.61	\$65.60	\$80.42	#	\$94,576	\$113,593	\$136,443	\$167,263	#
11-9051	Food service managers	2,300	8.76	\$27.34	\$56,869	2.43	\$16.78	\$20.66	\$25.88	\$31.70	\$40.02	\$34,908	\$42,975	\$53,836	\$65,943	\$83,241
11-9061	Funeral service managers	110	11.24	\$32.45	\$67,495	9.33	\$21.68	\$24.60	\$28.29	\$38.20	\$44.56	\$45,086	\$51,176	\$58,842	\$79,450	\$92,679
11-9071	Gaming managers	70	17.39	\$28.59	\$59,474	8.64	\$19.44	\$20.88	\$24.09	\$30.30	\$40.45	\$40,432	\$43,426	\$50,102	\$63,034	\$84,128
11-9081	Lodging managers	540	12.91	\$26.42	\$54,951	3.81	\$16.05	\$19.26	\$22.47	\$32.15	\$39.17	\$33,375	\$40,067	\$46,733	\$66,878	\$81,464
11-9111	Medical and health services managers	3,530	3.83	\$48.22	\$100,288	1.45	\$29.39	\$36.52	\$45.30	\$56.55	\$70.26	\$61,129	\$75,963	\$94,223	\$117,621	\$146,133
11-9121	Natural sciences managers	1,110	7.18	\$62.62	\$130,245	2.20	\$42.14	\$49.26	\$59.59	\$74.34	\$87.00	\$87,658	\$102,453	\$123,945	\$154,626	\$180,957
11-9131	Postmasters and mail superintendents	370	0.00	\$28.43	\$59,126	0.53	\$13.86	\$24.64	\$27.32	\$34.22	\$40.81	\$28,820	\$51,256	\$56,823	\$71,174	\$84,888
11-9141	Property, real estate, and community association managers	1,080	10.46	\$38.47	\$80,017	5.53	\$15.71	\$23.94	\$32.08	\$47.64	\$69.98	\$32,675	\$49,789	\$66,722	\$99,096	\$145,550
11-9151	Social and community service managers	1,140	5.27	\$33.16	\$68,968	1.89	\$19.17	\$23.29	\$31.09	\$40.86	\$52.48	\$39,865	\$48,436	\$64,657	\$84,990	\$109,151
11-9161	Emergency management directors	130	9.32	\$34.93	\$72,656	2.47	\$20.36	\$26.36	\$36.19	\$42.67	\$48.31	\$42,348	\$54,828	\$75,280	\$88,759	\$100,492
11-9199	Managers, all other	6,140	2.91	\$50.47	\$104,986	0.95	\$28.59	\$38.56	\$49.78	\$59.98	\$72.06	\$59,475	\$80,210	\$103,551	\$124,766	\$149,878
13-0000	Business and financial operations	147,930	1.32	\$33.67	\$70,025	0.57	\$16.82	\$22.57	\$30.70	\$41.43	\$53.80	\$34,982	\$46,941	\$63,855	\$86,172	\$111,913
13-1011	Agents and business managers of artists, performers, and athletes	100	17.04	\$22.04	\$45,834	13.31	\$10.15	\$11.17	\$15.95	\$22.55	\$40.06	\$21,103	\$23,242	\$33,186	\$46,909	\$83,333
13-1021	Purchasing agents and buyers, farm products	60	18.91	\$34.46	\$71,687	8.35	\$17.14	\$22.34	\$32.97	\$40.74	\$60.96	\$35,655	\$46,469	\$68,571	\$84,747	\$126,789
13-1022	Wholesale and retail buyers, except farm products	1,400	10.55	\$23.54	\$48,967	3.11	\$12.75	\$15.45	\$20.94	\$28.94	\$36.52	\$26,511	\$32,128	\$43,561	\$60,202	\$75,960
13-1023	Purchasing agents, except wholesale, retail, and farm products	5,650	3.72	\$32.42	\$67,429	3.14	\$18.62	\$23.14	\$29.82	\$39.63	\$47.59	\$38,724	\$48,127	\$62,030	\$82,424	\$98,987
13-1031	Claims adjusters, examiners, and investigators	4,820	11.83	\$31.37	\$65,243	1.83	\$19.36	\$24.49	\$30.61	\$37.66	\$44.98	\$40,270	\$50,938	\$63,662	\$78,334	\$93,552
13-1032	Insurance appraisers, auto damage	180	49.61	\$29.04	\$60,404	4.75	\$17.58	\$23.32	\$28.00	\$35.00	\$42.36	\$36,564	\$48,499	\$58,235	\$72,803	\$88,115
13-1041	Compliance officers, except agriculture, construction, health and safety, and transportation	3,940	5.14	\$31.63	\$65,798	1.67	\$17.84	\$23.18	\$30.62	\$38.69	\$47.85	\$37,111	\$48,212	\$63,694	\$80,478	\$99,523

Data unavailable

Occupational Code	Occupational Title	Employment Estimate	Employment Percentage Relative Standard Error	Average Hourly Wage	Average Annual Wage	Wage Percentage Relative Standard Error	10th Percentile (Hourly)	25th Percentile (Hourly)	50th Percentile (Hourly)	75th Percentile (Hourly)	90th Percentile (Hourly)	10th Percentile (Annual)	25th Percentile (Annual)	50th Percentile (Annual)	75th Percentile (Annual)	90th Percentile (Annual)
13-1051	Cost estimators	4,690	4.75	\$29.53	\$61,419	1.33	\$16.89	\$21.70	\$27.97	\$35.69	\$44.58	\$35,133	\$45,127	\$58,170	\$74,229	\$92,726
13-1071	Employment, recruitment, and placement specialists	7,520	2.61	\$31.10	\$64,697	0.98	\$16.16	\$21.76	\$29.56	\$38.17	\$48.61	\$33,610	\$45,258	\$61,493	\$79,399	\$101,106
13-1075	Labor relations specialists	630	33.67	\$32.61	\$67,820	6.64	\$9.36	\$24.56	\$29.31	\$42.72	\$52.00	\$19,459	\$51,088	\$60,956	\$88,848	\$108,153
13-1081	Logisticians	2,500	6.04	\$37.19	\$77,363	1.81	\$21.34	\$27.74	\$35.29	\$45.38	\$56.94	\$44,397	\$57,708	\$73,402	\$94,393	\$118,444
13-1111	Management analysts	8,210	6.99	\$39.88	\$82,960	2.11	\$20.51	\$26.83	\$36.53	\$48.88	\$62.48	\$42,653	\$55,810	\$75,990	\$101,680	\$129,956
13-1121	Meeting, convention, and event planners	1,840	9.05	\$22.03	\$45,827	2.50	\$11.09	\$15.37	\$20.61	\$27.48	\$35.97	\$23,062	\$31,966	\$42,865	\$57,154	\$74,813
13-1131	Fundraisers	1,080	9.13	\$26.89	\$55,923	1.98	\$15.50	\$20.19	\$25.69	\$33.47	\$41.71	\$32,248	\$41,985	\$53,445	\$69,613	\$86,766
13-1141	Compensation, benefits, and job analysis specialists	1,210	4.68	\$31.72	\$65,970	1.37	\$19.71	\$24.04	\$29.63	\$38.52	\$46.10	\$41,006	\$50,007	\$61,634	\$80,126	\$95,885
13-1151	Training and development specialists	4,510	5.15	\$29.33	\$60,999	1.84	\$16.21	\$20.85	\$28.26	\$35.39	\$44.64	\$33,706	\$43,373	\$58,782	\$73,612	\$92,853
13-1161	Market research analysts	8,700	4.43	\$32.64	\$67,898	1.56	\$16.50	\$21.64	\$29.19	\$40.99	\$54.61	\$34,310	\$45,020	\$60,724	\$85,254	\$113,592
13-1199	Business operations specialists, all other	38,460	2.09	\$33.94	\$70,585	0.95	\$15.68	\$22.16	\$31.54	\$42.79	\$55.03	\$32,606	\$46,092	\$65,606	\$88,993	\$114,471
13-2011	Accountants and auditors	30,030	2.37	\$35.06	\$72,918	1.07	\$19.23	\$23.90	\$31.53	\$42.06	\$54.89	\$40,008	\$49,717	\$65,582	\$87,491	\$114,178
13-2021	Appraisers and assessors of real estate	1,390	11.69	\$27.54	\$57,275	4.69	\$14.42	\$18.27	\$24.73	\$34.09	\$44.63	\$29,994	\$37,992	\$51,439	\$70,917	\$92,826
13-2031	Budget analysts	1,120	3.95	\$36.59	\$76,116	1.12	\$25.10	\$29.63	\$35.54	\$43.17	\$50.81	\$52,200	\$61,625	\$73,928	\$89,793	\$105,692
13-2041	Credit analysts	980	9.29	\$29.34	\$61,019	3.22	\$17.63	\$21.42	\$27.02	\$34.81	\$44.88	\$36,674	\$44,548	\$56,205	\$72,413	\$93,348
13-2051	Financial analysts	3,510	7.32	\$39.40	\$81,942	2.51	\$22.37	\$27.61	\$36.05	\$48.54	\$58.43	\$46,534	\$57,435	\$74,987	\$100,971	\$121,544
13-2052	Personal financial advisors	3,480	8.42	\$38.77	\$80,641	9.19	\$15.25	\$17.64	\$25.91	\$43.34	#	\$31,710	\$36,696	\$53,892	\$90,144	#
13-2053	Insurance underwriters	1,120	12.91	\$33.05	\$68,750	2.23	\$19.91	\$24.64	\$32.05	\$41.14	\$48.28	\$41,423	\$51,253	\$66,661	\$85,254	\$100,413
13-2061	Financial examiners	450	7.70	\$41.49	\$86,310	5.28	\$24.30	\$28.09	\$38.56	\$51.17	\$68.52	\$50,549	\$58,434	\$80,208	\$106,432	\$142,531
13-2071	Loan counselors	250	16.42	\$23.17	\$48,187	7.04	\$13.68	\$16.24	\$20.88	\$29.22	\$36.94	\$28,456	\$33,781	\$43,424	\$60,784	\$76,836
13-2072	Loan officers	5,640	15.94	\$36.71	\$76,353	3.55	\$15.70	\$21.58	\$30.38	\$44.10	\$64.48	\$32,662	\$44,885	\$63,197	\$91,728	\$134,123
13-2081	Tax examiners, collectors, and revenue agents	800	0.69	\$30.07	\$62,553	2.93	\$19.49	\$21.83	\$27.22	\$37.81	\$46.44	\$40,531	\$45,405	\$63,623	\$78,650	\$96,600
13-2082	Tax preparers	1,260	13.71	\$25.55	\$53,153	9.62	\$9.46	\$10.91	\$19.67	\$35.13	\$51.75	\$19,673	\$22,695	\$40,922	\$73,081	\$107,650
13-2099	Financial specialists, all other	2,530	7.45	\$32.14	\$66,861	3.82	\$15.59	\$22.85	\$30.61	\$40.64	\$50.67	\$32,436	\$47,530	\$63,668	\$84,540	\$105,384
15-0000	Computer and mathematical	90,870	2.30	\$40.39	\$84,013	1.08	\$20.72	\$28.87	\$38.63	\$50.52	\$62.49	\$43,095	\$60,040	\$80,344	\$105,089	\$129,979
15-1111	Computer and information scientists, research	220	12.55	\$48.46	\$100,793	4.34	\$28.34	\$34.31	\$45.63	\$59.75	\$70.42	\$58,948	\$71,368	\$94,910	\$124,281	\$146,478
15-1121	Computer systems analysts	10,570	6.01	\$45.55	\$94,742	5.09	\$26.45	\$32.17	\$40.63	\$52.88	\$71.73	\$55,017	\$66,915	\$84,506	\$109,997	\$149,199
15-1122	Information security analysts	1,190	13.87	\$39.27	\$81,676	1.94	\$26.43	\$31.51	\$37.04	\$46.37	\$55.17	\$54,980	\$65,549	\$77,035	\$96,450	\$114,754
15-1131	Computer programmers	4,100	8.45	\$42.80	\$89,031	4.62	\$21.88	\$30.32	\$39.77	\$52.58	\$77.13	\$45,507	\$63,067	\$82,727	\$109,371	\$160,433
15-1132	Computer software engineers, applications	20,590	4.14	\$44.22	\$91,974	1.48	\$25.18	\$33.73	\$43.50	\$54.26	\$65.56	\$52,366	\$70,151	\$90,471	\$112,860	\$136,358
15-1133	Computer software engineers, systems software	11,240	4.80	\$49.34	\$102,620	1.21	\$31.63	\$39.71	\$49.33	\$59.43	\$69.69	\$65,792	\$82,607	\$102,609	\$123,613	\$144,954
15-1134	Web developers	2,620	9.58	\$30.94	\$64,345	2.26	\$15.37	\$22.10	\$31.33	\$39.43	\$45.17	\$31,964	\$45,960	\$65,163	\$82,016	\$93,946
15-1141	Database administrators	2,160	3.93	\$40.43	\$84,095	1.50	\$21.55	\$29.82	\$39.89	\$50.87	\$58.60	\$44,829	\$62,034	\$82,980	\$105,807	\$121,893
15-1142	Network and computer systems administrators	9,120	3.40	\$37.97	\$78,982	1.90	\$22.27	\$28.75	\$36.38	\$44.95	\$55.05	\$46,329	\$59,790	\$75,677	\$93,502	\$114,503
15-1143	Computer network architects	3,310	9.26	\$45.82	\$95,313	2.31	\$24.70	\$35.96	\$46.81	\$56.04	\$67.20	\$51,370	\$74,793	\$97,373	\$116,561	\$139,781
15-1151	Computer support specialists	12,930	5.91	\$26.24	\$54,583	1.42	\$15.47	\$19.27	\$25.21	\$32.32	\$39.33	\$32,185	\$40,080	\$52,431	\$67,215	\$81,807
15-1152	Computer network support specialists	5,040	8.43	\$31.93	\$66,416	1.88	\$18.84	\$23.06	\$30.84	\$38.54	\$48.81	\$39,182	\$47,956	\$64,149	\$80,155	\$101,520
15-1199	Computer, all other	5,810	4.63	\$41.27	\$85,845	2.88	\$23.51	\$31.37	\$40.23	\$49.36	\$57.08	\$48,898	\$65,246	\$83,685	\$102,662	\$118,728
15-2011	Actuaries	410	42.86	\$53.19	\$110,630	3.06	\$31.38	\$39.80	\$52.55	\$63.96	\$73.07	\$65,270	\$82,792	\$109,294	\$133,046	\$151,990
15-2021	Mathematicians	40	5.69	\$50.91	\$105,898	3.39	\$32.04	\$35.44	\$51.14	\$64.85	\$69.27	\$66,636	\$73,714	\$106,371	\$134,898	\$144,078
15-2031	Operations research analysts	1,260	14.74	\$40.76	\$84,786	2.22	\$23.59	\$29.68	\$39.67	\$51.13	\$62.36	\$49,074	\$61,738	\$82,514	\$106,356	\$129,714
15-2041	Statisticians	320	7.84	\$37.18	\$77,326	2.33	\$23.33	\$28.47	\$35.52	\$44.97	\$54.88	\$48,520	\$59,215	\$73,887	\$93,548	\$114,149
15-2099	Mathematical scientists, all other	20	5.88	\$33.43	\$69,530	4.55	\$14.45	\$22.92	\$38.14	\$42.22	\$45.01	\$30,048	\$47,674	\$79,326	\$87,813	\$93,627
17-0000	Architecture and engineering	51,330	2.28	\$40.06	\$83,316	1.15	\$21.13	\$27.76	\$36.93	\$49.69	\$63.20	\$43,948	\$57,741	\$76,809	\$103,354	\$131,446
17-1011	Architects, except landscape and naval	2,490	7.89	\$38.44	\$79,963	5.45	\$20.87	\$25.31	\$32.91	\$46.15	\$56.79	\$43,407	\$52,648	\$68,460	\$95,994	\$118,119
17-1012	Landscape architects	480	22.59	\$33.42	\$69,505	2.83	\$20.43	\$25.87	\$33.12	\$40.97	\$46.88	\$42,486	\$53,819	\$68,889	\$85,214	\$97,519
17-1021	Cartographers and photogrammetrists	740	14.42	\$33.92	\$70,563	3.00	\$19.90	\$25.38	\$33.48	\$42.49	\$49.94	\$41,399	\$52,787	\$69,638	\$88,374	\$103,872
17-1022	Surveyors	1,020	11.69	\$28.48	\$59,234	2.01	\$16.81	\$22.56	\$27.65	\$33.90	\$40.51	\$34,954	\$46,916	\$57,522	\$70,515	\$84,267

Data unavailable

Occupational Code	Occupational Title	Employment Estimate	Employment Percentage Relative Standard Error	Average Hourly Wage	Average Annual Wage	Wage Percentage Relative Standard Error	10th Percentile (Hourly)	25th Percentile (Hourly)	50th Percentile (Hourly)	75th Percentile (Hourly)	90th Percentile (Hourly)	10th Percentile (Annual)	25th Percentile (Annual)	50th Percentile (Annual)	75th Percentile (Annual)	90th Percentile (Annual)
17-2011	Aerospace engineers	2,390	16.06	\$53.33	\$110,924	10.49	\$30.61	\$38.50	\$50.46	\$61.34	\$75.71	\$63,666	\$80,076	\$104,953	\$127,588	\$157,487
17-2021	Agricultural engineers	40	21.90	\$35.84	\$74,557	1.37	\$25.37	\$29.19	\$33.81	\$38.51	\$53.90	\$52,778	\$60,716	\$70,334	\$80,099	\$112,119
17-2031	Biomedical engineers	120	24.33	\$50.27	\$104,552	7.36	\$26.02	\$35.02	\$47.03	\$65.76	\$81.58	\$54,116	\$72,847	\$97,826	\$136,771	\$169,689
17-2041	Chemical engineers	460	11.12	\$44.79	\$93,156	3.41	\$25.58	\$33.59	\$43.41	\$56.14	\$67.25	\$53,216	\$69,876	\$90,291	\$116,766	\$139,889
17-2051	Civil engineers	6,830	6.48	\$40.28	\$83,784	1.17	\$25.99	\$31.48	\$39.06	\$48.04	\$56.22	\$54,051	\$65,478	\$81,238	\$99,919	\$116,930
17-2061	Computer hardware engineers	3,110	14.71	\$51.74	\$107,620	1.82	\$31.38	\$39.46	\$50.14	\$63.21	\$74.90	\$65,264	\$82,072	\$104,294	\$131,473	\$155,791
17-2071	Electrical engineers	3,990	10.45	\$44.18	\$91,891	3.55	\$24.49	\$31.43	\$41.36	\$53.75	\$67.12	\$50,939	\$65,381	\$86,037	\$111,803	\$139,605
17-2072	Electronics engineers, except computer	4,340	7.12	\$43.82	\$91,145	2.27	\$26.08	\$32.30	\$41.83	\$54.20	\$66.32	\$54,249	\$67,192	\$87,016	\$112,738	\$137,941
17-2081	Environmental engineers	1,680	12.88	\$42.45	\$88,286	2.48	\$25.45	\$30.97	\$40.62	\$51.70	\$58.36	\$52,932	\$64,424	\$84,497	\$107,544	\$121,395
17-2111	Health and safety engineers, except mining safety engineers and inspectors	470	28.56	\$38.94	\$80,990	2.77	\$25.31	\$30.05	\$35.20	\$45.85	\$60.83	\$52,638	\$62,513	\$73,215	\$95,370	\$126,516
17-2112	Industrial engineers	2,950	4.10	\$42.17	\$87,714	1.15	\$27.45	\$33.64	\$41.34	\$50.00	\$58.76	\$57,106	\$69,973	\$85,986	\$103,990	\$122,219
17-2131	Materials engineers	370	27.78	\$43.83	\$91,176	3.09	\$29.97	\$33.25	\$40.14	\$53.85	\$67.03	\$62,336	\$69,165	\$83,484	\$111,998	\$139,415
17-2141	Mechanical engineers	4,910	6.76	\$41.63	\$86,597	2.17	\$23.59	\$30.37	\$39.59	\$51.57	\$65.51	\$49,059	\$63,165	\$82,341	\$107,263	\$136,265
17-2151	Mining and geological engineers, including mining safety engineers	550	21.48	\$46.29	\$96,285	5.79	\$29.07	\$32.41	\$38.41	\$54.00	\$70.00	\$60,463	\$67,407	\$79,897	\$112,321	\$145,600
17-2161	Nuclear engineers	#	#	\$51.01	\$106,111	3.47	\$29.63	\$32.08	\$60.28	\$67.52	\$71.87	\$61,626	\$66,724	\$125,382	\$140,448	\$149,488
17-2171	Petroleum engineers	1,400	13.32	\$65.88	\$137,030	5.28	\$38.46	\$47.53	\$62.63	\$78.61	#	\$80,000	\$98,861	\$130,276	\$163,516	#
17-2199	Engineers, all other	1,540	7.98	\$46.42	\$96,558	2.47	\$25.34	\$34.66	\$46.69	\$57.52	\$69.29	\$52,707	\$72,102	\$97,114	\$119,638	\$144,126
17-3011	Architectural and civil drafters	1,380	8.14	\$24.89	\$51,768	3.18	\$14.55	\$18.30	\$23.21	\$30.17	\$37.89	\$30,266	\$38,073	\$48,287	\$62,754	\$78,817
17-3012	Electrical and electronics drafters	700	16.55	\$29.04	\$60,400	2.42	\$19.53	\$23.37	\$28.21	\$34.92	\$41.55	\$40,613	\$48,618	\$58,684	\$72,626	\$86,415
17-3013	Mechanical drafters	950	13.31	\$27.31	\$56,806	2.28	\$17.27	\$20.44	\$25.62	\$33.22	\$40.93	\$35,911	\$42,508	\$53,291	\$69,093	\$85,134
17-3019	Drafters, all other	220	22.10	\$22.82	\$47,464	3.42	\$15.99	\$17.70	\$21.25	\$26.31	\$32.54	\$33,251	\$36,824	\$44,208	\$54,732	\$67,679
17-3021	Aerospace engineering and operations technicians	280	17.95	\$29.71	\$61,798	2.96	\$20.21	\$24.50	\$29.98	\$34.93	\$39.62	\$42,041	\$50,960	\$62,357	\$72,648	\$82,417
17-3022	Civil engineering technicians	940	9.25	\$26.18	\$54,444	2.17	\$17.29	\$21.67	\$26.23	\$30.84	\$35.08	\$35,955	\$45,063	\$54,549	\$64,146	\$72,965
17-3023	Electrical and electronic engineering technicians	2,070	11.66	\$28.69	\$59,669	1.65	\$16.83	\$22.76	\$29.15	\$33.87	\$39.90	\$35,008	\$47,334	\$60,627	\$70,452	\$82,986
17-3024	Electro-mechanical technicians	350	28.87	\$27.56	\$57,329	6.28	\$15.74	\$22.60	\$27.15	\$33.66	\$40.02	\$32,735	\$47,018	\$56,480	\$70,019	\$83,250
17-3025	Environmental engineering technicians	400	17.37	\$22.78	\$47,382	3.97	\$15.35	\$18.92	\$21.85	\$26.33	\$31.72	\$31,931	\$39,353	\$45,448	\$54,774	\$65,983
17-3026	Industrial engineering technicians	620	7.45	\$25.05	\$52,102	1.97	\$15.31	\$18.83	\$23.38	\$30.41	\$36.97	\$31,835	\$39,162	\$48,628	\$63,255	\$76,896
17-3027	Mechanical engineering technicians	520	19.32	\$25.83	\$53,732	4.75	\$13.50	\$18.98	\$26.12	\$32.18	\$36.66	\$28,076	\$39,469	\$54,328	\$66,938	\$76,249
17-3029	Engineering technicians, except drafters, all other	1,570	18.36	\$30.31	\$63,054	6.03	\$14.91	\$20.31	\$30.05	\$36.34	\$44.27	\$31,013	\$42,248	\$62,511	\$75,593	\$92,092
17-3031	Surveying and mapping technicians	1,600	8.65	\$25.14	\$52,286	2.58	\$15.39	\$19.46	\$24.06	\$29.18	\$38.51	\$32,017	\$40,478	\$50,038	\$60,704	\$80,099
19-0000	Life, physical, and social science	26,790	2.57	\$34.54	\$71,841	2.15	\$15.84	\$21.49	\$30.83	\$43.78	\$57.96	\$32,951	\$44,706	\$64,135	\$91,066	\$120,560
19-1012	Food scientists and technologists	70	25.50	\$34.70	\$72,166	5.83	\$21.41	\$25.63	\$31.80	\$44.14	\$53.82	\$44,529	\$53,319	\$66,146	\$91,801	\$111,947
19-1013	Soil and plant scientists	270	9.99	\$27.38	\$56,942	3.67	\$15.40	\$19.22	\$23.33	\$33.57	\$44.97	\$32,040	\$39,985	\$48,531	\$69,826	\$93,541
19-1021	Biochemists and biophysicists	350	15.89	\$45.47	\$94,568	7.93	\$21.72	\$26.93	\$38.78	\$58.27	\$77.87	\$45,172	\$56,024	\$80,671	\$121,210	\$161,969
19-1022	Microbiologists	460	12.98	\$37.83	\$78,681	4.39	\$19.37	\$25.87	\$37.42	\$47.57	\$58.97	\$40,297	\$53,803	\$77,832	\$98,956	\$122,649
19-1023	Zoologists and wildlife biologists	440	1.83	\$31.43	\$65,372	1.04	\$23.56	\$25.81	\$29.44	\$35.36	\$43.28	\$49,010	\$53,691	\$61,231	\$73,550	\$90,017
19-1029	Biological scientists, all other	980	6.89	\$35.66	\$74,174	1.16	\$24.06	\$29.43	\$34.56	\$41.27	\$48.11	\$50,055	\$61,224	\$71,881	\$85,842	\$100,071
19-1031	Conservation scientists	1,060	10.94	\$29.87	\$62,136	2.66	\$17.61	\$21.14	\$27.74	\$35.87	\$45.03	\$36,624	\$43,968	\$57,703	\$74,616	\$93,668
19-1032	Foresters	220	3.40	\$26.10	\$54,284	4.83	\$14.20	\$21.44	\$27.37	\$31.99	\$35.54	\$29,540	\$44,604	\$56,933	\$66,544	\$73,927
19-1042	Medical scientists, except epidemiologists	1,080	5.04	\$31.66	\$65,849	6.12	\$17.49	\$20.61	\$26.34	\$35.32	\$50.38	\$36,388	\$42,859	\$54,788	\$73,474	\$104,793
19-1099	Life scientists, all other	30	0.00	\$33.48	\$69,636	1.93	\$17.88	\$23.07	\$31.07	\$41.71	\$50.66	\$37,183	\$47,989	\$64,634	\$86,751	\$105,379
19-2012	Physicists	520	4.51	\$55.80	\$116,074	2.39	\$31.45	\$41.13	\$57.19	\$71.23	\$80.95	\$65,410	\$85,547	\$118,959	\$148,168	\$168,366
19-2021	Atmospheric and space scientists	1,580	23.39	\$49.82	\$103,629	4.09	\$29.55	\$39.63	\$49.34	\$62.29	\$71.09	\$61,460	\$82,436	\$102,623	\$129,555	\$147,872
19-2031	Chemists	1,640	4.75	\$34.69	\$72,153	2.71	\$16.27	\$23.40	\$32.46	\$44.51	\$55.59	\$33,839	\$48,681	\$67,518	\$92,581	\$115,632
19-2032	Materials scientists	190	33.44	\$40.23	\$83,688	3.37	\$25.75	\$30.19	\$40.00	\$50.70	\$56.07	\$53,569	\$62,793	\$83,204	\$105,466	\$116,630
19-2041	Environmental scientists and specialists, including health	2,700	10.70	\$37.40	\$77,796	2.70	\$21.65	\$27.07	\$34.38	\$45.79	\$56.55	\$45,038	\$56,313	\$71,505	\$95,243	\$117,623

Data unavailable

Occupational Code	Occupational Title	Employment Estimate	Employment Percentage Relative Standard Error	Average Hourly Wage	Average Annual Wage	Wage Percentage Relative Standard Error	10th Percentile (Hourly)	25th Percentile (Hourly)	50th Percentile (Hourly)	75th Percentile (Hourly)	90th Percentile (Hourly)	10th Percentile (Annual)	25th Percentile (Annual)	50th Percentile (Annual)	75th Percentile (Annual)	90th Percentile (Annual)
19-2042	Geoscientists, except hydrologists and geographers	2,180	9.70	\$50.97	\$106,026	4.84	\$25.09	\$35.74	\$46.25	\$63.17	\$80.25	\$52,177	\$74,341	\$96,194	\$131,383	\$166,914
19-2043	Hydrologists	350	10.94	\$41.41	\$86,123	2.00	\$27.02	\$33.47	\$42.21	\$49.25	\$54.88	\$56,192	\$69,622	\$87,800	\$102,448	\$114,157
19-2099	Physical scientists, all other	570	5.42	\$44.09	\$91,697	1.83	\$20.69	\$31.28	\$46.16	\$54.88	\$64.56	\$43,030	\$65,059	\$96,008	\$114,156	\$134,283
19-3011	Economists	240	21.14	\$43.99	\$91,505	2.57	\$25.73	\$32.85	\$43.79	\$53.01	\$61.94	\$53,519	\$68,324	\$91,078	\$110,261	\$128,833
19-3022	Survey researchers	110	37.78	\$26.12	\$54,333	5.92	\$11.34	\$19.47	\$23.79	\$29.43	\$40.81	\$23,587	\$40,491	\$49,473	\$61,207	\$84,875
19-3031	Clinical, counseling, and school psychologists	2,360	5.06	\$36.16	\$75,214	4.35	\$17.34	\$22.55	\$34.13	\$45.59	\$56.30	\$36,064	\$46,904	\$70,997	\$94,825	\$117,111
19-3039	Psychologists, all other	200	5.39	\$34.06	\$70,847	1.65	\$14.63	\$21.27	\$35.08	\$47.20	\$51.14	\$30,431	\$44,246	\$72,959	\$98,177	\$106,369
19-3051	Urban and regional planners	770	5.52	\$38.27	\$79,600	7.80	\$22.97	\$27.03	\$33.23	\$41.47	\$52.77	\$47,786	\$56,226	\$69,117	\$86,254	\$109,764
19-3091	Anthropologists and archeologists	260	16.37	\$24.88	\$51,756	4.18	\$15.28	\$18.82	\$22.52	\$30.60	\$36.39	\$31,784	\$39,146	\$46,840	\$63,649	\$75,684
19-3092	Geographers	60	16.97	\$34.05	\$70,819	3.05	\$20.02	\$26.02	\$32.59	\$41.42	\$49.25	\$41,637	\$54,115	\$67,785	\$86,160	\$102,441
19-3093	Historians	50	14.70	\$37.71	\$78,427	2.64	\$23.02	\$30.60	\$37.52	\$44.44	\$51.13	\$47,872	\$63,654	\$78,033	\$92,429	\$106,359
19-3094	Political scientists	20	37.63	\$42.18	\$87,736	21.88	\$24.16	\$26.71	\$31.88	\$48.30	\$65.95	\$50,243	\$55,556	\$66,312	\$100,471	\$137,166
19-3099	Social scientists and related workers, all other	720	3.30	\$37.58	\$78,156	1.67	\$24.34	\$30.36	\$37.86	\$44.52	\$50.66	\$50,627	\$63,145	\$78,754	\$92,594	\$105,377
19-4011	Agricultural and food science technicians	60	22.69	\$22.05	\$45,867	7.16	\$12.46	\$15.50	\$19.65	\$27.33	\$37.32	\$25,911	\$32,242	\$40,879	\$56,842	\$77,629
19-4021	Biological technicians	2,430	2.78	\$21.37	\$44,443	1.72	\$14.11	\$16.15	\$19.95	\$25.84	\$31.82	\$29,350	\$33,601	\$41,492	\$53,745	\$66,188
19-4031	Chemical technicians	830	10.63	\$20.42	\$42,471	2.64	\$12.86	\$15.53	\$18.41	\$25.27	\$30.23	\$26,759	\$32,300	\$38,295	\$52,563	\$62,886
19-4041	Geological and petroleum technicians	480	18.00	\$28.90	\$60,108	4.20	\$15.77	\$19.53	\$27.78	\$35.52	\$43.87	\$32,803	\$40,632	\$57,778	\$73,889	\$91,245
19-4061	Social science research assistants	80	39.55	\$20.82	\$43,305	8.75	\$13.59	\$16.18	\$20.06	\$25.44	\$29.90	\$28,275	\$33,645	\$41,728	\$52,913	\$62,190
19-4091	Environmental science and protection technicians, including health	920	22.12	\$25.64	\$53,330	2.02	\$16.75	\$20.15	\$24.68	\$28.71	\$36.28	\$34,839	\$41,903	\$51,326	\$59,710	\$75,456
19-4092	Forensic science technicians	260	1.15	\$28.05	\$58,351	1.11	\$20.02	\$23.48	\$27.33	\$32.56	\$37.41	\$41,641	\$48,843	\$56,848	\$67,720	\$77,814
19-4093	Forest and conservation technicians	1,230	1.78	\$17.26	\$35,898	0.65	\$11.99	\$13.45	\$15.06	\$19.90	\$25.47	\$24,932	\$27,985	\$31,318	\$41,390	\$52,980
19-4099	Life, physical, and social science technicians, all other	990	4.52	\$21.51	\$44,744	1.69	\$12.87	\$15.31	\$19.96	\$26.30	\$33.49	\$26,769	\$31,853	\$41,520	\$54,696	\$69,663
21-0000	Community and social services	30,500	1.93	\$21.17	\$44,034	1.33	\$11.65	\$14.74	\$19.68	\$25.86	\$33.12	\$24,235	\$30,667	\$40,944	\$53,788	\$68,897
21-1011	Substance abuse and behavioral disorder counselors	1,420	13.49	\$18.86	\$39,237	4.13	\$10.97	\$13.46	\$18.39	\$23.54	\$28.05	\$22,815	\$28,007	\$38,251	\$48,953	\$58,344
21-1012	Educational, vocational, and school counselors	4,130	4.68	\$22.55	\$46,910	1.70	\$15.00	\$17.71	\$21.70	\$27.13	\$32.99	\$31,190	\$36,845	\$45,129	\$56,434	\$68,627
21-1013	Marriage and family therapists	510	26.72	\$18.67	\$38,834	7.67	\$8.90	\$12.53	\$16.63	\$23.81	\$31.64	\$18,509	\$26,062	\$34,595	\$49,521	\$65,813
21-1014	Mental health counselors	3,330	6.35	\$20.14	\$41,895	3.21	\$11.90	\$14.13	\$18.56	\$24.89	\$31.06	\$24,753	\$29,389	\$38,605	\$51,773	\$64,614
21-1015	Rehabilitation counselors	1,830	16.29	\$19.59	\$40,756	9.90	\$10.12	\$11.80	\$14.48	\$20.59	\$28.48	\$21,055	\$24,544	\$30,121	\$42,819	\$59,235
21-1019	Counselors, all other	140	40.90	\$37.52	\$78,044	5.23	\$23.37	\$33.60	\$38.89	\$42.94	\$45.72	\$48,610	\$69,896	\$80,881	\$89,324	\$95,102
21-1021	Child, family, and school social workers	5,120	3.52	\$21.98	\$45,711	1.79	\$12.43	\$15.25	\$20.14	\$26.56	\$34.98	\$25,862	\$31,728	\$41,895	\$55,238	\$72,762
21-1022	Medical and public health social workers	1,930	5.20	\$23.63	\$49,157	1.67	\$15.11	\$18.08	\$23.14	\$28.03	\$33.69	\$31,422	\$37,602	\$48,141	\$58,299	\$70,065
21-1023	Mental health and substance abuse social workers	1,750	7.14	\$19.80	\$41,177	1.59	\$12.45	\$14.85	\$18.98	\$23.65	\$29.08	\$25,893	\$30,892	\$39,478	\$49,189	\$60,478
21-1029	Social workers, all other	870	5.29	\$23.28	\$48,423	2.96	\$13.34	\$16.28	\$21.66	\$30.60	\$35.54	\$27,748	\$33,853	\$45,061	\$63,651	\$73,934
21-1091	Health educators	680	12.52	\$25.85	\$53,766	2.34	\$14.00	\$18.91	\$25.47	\$31.15	\$39.65	\$29,129	\$39,329	\$52,977	\$64,797	\$82,479
21-1092	Probation officers and correctional treatment specialists	2,170	1.90	\$26.02	\$54,126	1.63	\$18.33	\$20.62	\$24.87	\$31.71	\$38.07	\$38,120	\$42,882	\$51,729	\$65,963	\$79,184
21-1093	Social and human service assistants	3,280	5.98	\$15.18	\$31,565	2.40	\$8.89	\$11.05	\$14.44	\$18.58	\$22.56	\$18,481	\$22,986	\$30,043	\$38,656	\$46,924
21-1094	Community health workers	400	15.58	\$16.37	\$34,056	3.83	\$11.02	\$13.21	\$16.11	\$18.30	\$22.17	\$22,932	\$27,485	\$33,504	\$38,057	\$46,108
21-1099	Community and social service specialists, all other	2,200	9.73	\$20.55	\$42,734	2.02	\$11.94	\$15.04	\$18.75	\$23.78	\$32.58	\$24,826	\$31,275	\$39,008	\$49,455	\$67,776
21-2011	Clergy	590	13.81	\$27.14	\$56,459	11.80	\$11.26	\$16.07	\$22.60	\$31.02	\$60.36	\$23,416	\$33,426	\$47,004	\$64,522	\$125,554
21-2021	Directors, religious activities and education	120	18.50	\$26.67	\$55,467	12.71	\$11.06	\$13.72	\$21.88	\$38.84	\$50.32	\$23,009	\$28,539	\$45,511	\$80,781	\$104,660
21-2099	Religious workers, all other	90	33.40	\$18.85	\$39,206	4.75	\$9.97	\$11.52	\$18.39	\$24.09	\$31.17	\$20,743	\$23,959	\$38,247	\$50,101	\$64,831
23-0000	Legal	20,840	4.29	\$47.89	\$99,608	4.47	\$18.27	\$24.26	\$35.82	\$63.16	#	\$38,009	\$50,463	\$74,510	\$131,383	#
23-1011	Lawyers	11,830	3.46	\$63.40	\$131,871	4.90	\$26.91	\$35.51	\$55.37	\$80.14	#	\$55,968	\$73,854	\$115,169	\$166,701	#
23-1012	Judicial law clerks	170	4.12	\$21.96	\$45,676	3.70	\$18.55	\$19.85	\$22.01	\$25.22	\$27.69	\$38,587	\$41,285	\$45,790	\$52,448	\$57,597

Data unavailable

Occupational Code	Occupational Title	Employment Estimate	Employment Percentage Relative Standard Error	Average Hourly Wage	Average Annual Wage	Wage Percentage Relative Standard Error	10th Percentile (Hourly)	25th Percentile (Hourly)	50th Percentile (Hourly)	75th Percentile (Hourly)	90th Percentile (Hourly)	10th Percentile (Annual)	25th Percentile (Annual)	50th Percentile (Annual)	75th Percentile (Annual)	90th Percentile (Annual)
23-1021	Administrative law judges, adjudicators, and hearing officers	190	1.00	\$51.46	\$107,044	3.10	\$27.66	\$36.66	\$50.60	\$65.86	\$79.47	\$57,536	\$76,254	\$105,242	\$136,982	\$165,306
23-1022	Arbitrators, mediators, and conciliators	120	43.56	\$32.81	\$68,255	9.27	\$17.99	\$24.58	\$36.60	\$41.18	\$43.77	\$37,425	\$51,126	\$76,128	\$85,658	\$91,032
23-1023	Judges, magistrate judges, and magistrates	550	2.99	\$58.42	\$121,522	2.23	\$46.95	\$57.23	\$62.89	\$68.22	\$71.42	\$97,654	\$119,038	\$130,801	\$141,897	\$148,555
23-2011	Paralegals and legal assistants	5,610	10.06	\$24.27	\$50,485	2.77	\$15.51	\$18.27	\$22.29	\$29.44	\$36.11	\$32,269	\$38,008	\$46,372	\$61,241	\$75,105
23-2091	Court reporters	220	20.67	\$33.71	\$70,127	5.41	\$21.60	\$25.84	\$31.38	\$39.05	\$45.02	\$44,925	\$53,747	\$65,271	\$81,230	\$93,631
23-2093	Title examiners, abstractors, and searchers	1,270	24.41	\$26.66	\$55,460	3.63	\$15.80	\$19.74	\$26.55	\$32.62	\$36.19	\$32,867	\$41,057	\$55,216	\$67,840	\$75,275
23-2099	Legal support workers, all other	920	9.74	\$24.31	\$50,568	4.08	\$14.32	\$17.70	\$22.32	\$28.10	\$36.84	\$29,786	\$36,823	\$46,425	\$58,447	\$76,623
25-0000	Education, training, and library	132,020	0.85	\$24.23	\$50,407	2.66	\$11.57	\$15.64	\$21.28	\$28.98	\$37.31	\$24,070	\$32,528	\$44,269	\$60,275	\$77,612
25-1011	Business teachers, postsecondary	1,340	7.12	#	\$84,776	9.23	#	#	#	#	#	\$30,491	\$44,353	\$73,527	\$109,194	\$160,363
25-1021	Computer science teachers, postsecondary	510	6.35	#	\$73,864	4.70	#	#	#	#	#	\$33,387	\$48,038	\$67,140	\$87,335	\$137,371
25-1022	Mathematical science teachers, postsecondary	1,070	3.87	#	\$59,804	5.59	#	#	#	#	#	\$30,243	\$37,188	\$55,450	\$74,404	\$94,495
25-1031	Architecture teachers, postsecondary	250	20.42	#	\$82,185	7.11	#	#	#	#	#	\$44,351	\$57,407	\$71,178	\$114,824	\$140,499
25-1032	Engineering teachers, postsecondary	830	2.14	#	\$91,823	3.65	#	#	#	#	#	\$40,468	\$58,880	\$85,954	\$115,593	\$151,650
25-1041	Agricultural sciences teachers, postsecondary	140	11.81	#	\$81,069	14.68	#	#	#	#	#	\$32,675	\$44,737	\$77,369	\$111,125	\$140,268
25-1042	Biological science teachers, postsecondary	890	4.22	#	\$69,539	7.42	#	#	#	#	#	\$31,949	\$40,357	\$59,731	\$87,773	\$121,378
25-1043	Forestry and conservation science teachers, postsecondary	70	4.51	#	\$87,254	4.58	#	#	#	#	#	\$45,743	\$65,241	\$87,613	\$109,680	\$131,477
25-1051	Atmospheric, earth, marine, and space sciences teachers, postsecondary	360	3.84	#	\$65,514	6.00	#	#	#	#	#	\$33,660	\$42,478	\$64,030	\$75,035	\$97,993
25-1052	Chemistry teachers, postsecondary	470	4.51	#	\$77,792	5.78	#	#	#	#	#	\$31,581	\$45,884	\$70,892	\$101,718	\$140,912
25-1053	Environmental science teachers, postsecondary	160	6.10	#	\$75,376	6.58	#	#	#	#	#	\$33,622	\$43,516	\$65,817	\$96,976	\$133,633
25-1054	Physics teachers, postsecondary	340	5.38	#	\$85,552	5.12	#	#	#	#	#	\$31,761	\$48,705	\$77,023	\$113,662	\$150,039
25-1061	Anthropology and archeology teachers, postsecondary	170	5.23	#	\$69,448	5.14	#	#	#	#	#	\$31,714	\$43,874	\$69,482	\$87,747	\$109,629
25-1062	Area, ethnic, and cultural studies teachers, postsecondary	170	5.52	#	\$58,848	6.81	#	#	#	#	#	\$25,942	\$32,830	\$55,496	\$73,152	\$94,989
25-1063	Economics teachers, postsecondary	350	11.86	#	\$87,000	4.68	#	#	#	#	#	\$39,615	\$52,653	\$80,053	\$113,506	\$148,242
25-1064	Geography teachers, postsecondary	170	6.19	#	\$61,466	3.23	#	#	#	#	#	\$33,811	\$49,921	\$63,147	\$74,376	\$88,245
25-1065	Political science teachers, postsecondary	320	8.08	#	\$84,070	11.90	#	#	#	#	#	\$28,886	\$41,869	\$62,735	\$108,015	\$169,621
25-1066	Psychology teachers, postsecondary	640	7.97	#	\$62,796	4.75	#	#	#	#	#	\$31,778	\$38,796	\$59,727	\$77,294	\$99,714
25-1067	Sociology teachers, postsecondary	300	5.72	#	\$63,514	4.64	#	#	#	#	#	\$33,304	\$43,944	\$59,093	\$75,430	\$102,685
25-1069	Social sciences teachers, postsecondary, all other	#	#	#	\$86,305	6.14	#	#	#	#	#	\$48,732	\$58,994	\$75,117	\$113,790	\$142,713
25-1071	Health specialties teachers, postsecondary	3,710	4.04	#	\$126,671	11.45	#	#	#	#	#	\$39,043	\$68,266	\$109,652	\$170,399	#
25-1072	Nursing instructors and teachers, postsecondary	840	9.67	#	\$62,245	6.87	#	#	#	#	#	\$31,620	\$43,687	\$58,014	\$75,631	\$96,052
25-1081	Education teachers, postsecondary	1,060	3.99	#	\$63,498	11.14	#	#	#	#	#	\$22,906	\$33,819	\$55,627	\$77,248	\$126,577
25-1082	Library science teachers, postsecondary	130	9.95	#	\$65,300	2.32	#	#	#	#	#	\$43,266	\$51,344	\$61,964	\$75,876	\$93,035
25-1111	Criminal justice and law enforcement teachers, postsecondary	210	10.62	#	\$55,068	6.43	#	#	#	#	#	\$31,280	\$35,423	\$52,053	\$71,060	\$82,094
25-1112	Law teachers, postsecondary	300	20.08	#	\$135,778	9.45	#	#	#	#	#	\$51,664	\$72,856	\$129,605	\$183,254	#
25-1113	Social work teachers, postsecondary	190	11.75	#	\$68,606	15.93	#	#	#	#	#	\$28,471	\$37,008	\$56,449	\$93,869	\$125,599
25-1121	Art, drama, and music teachers, postsecondary	1,580	5.76	#	\$56,556	5.74	#	#	#	#	#	\$28,240	\$34,911	\$51,180	\$70,775	\$92,547
25-1122	Communications teachers, postsecondary	620	6.04	#	\$58,948	7.92	#	#	#	#	#	\$27,954	\$35,852	\$55,430	\$77,560	\$93,800
25-1123	English language and literature teachers, postsecondary	1,330	4.62	#	\$55,893	6.58	#	#	#	#	#	\$28,529	\$34,655	\$47,100	\$68,380	\$91,665
25-1124	Foreign language and literature teachers, postsecondary	630	5.83	#	\$58,834	5.81	#	#	#	#	#	\$29,811	\$37,462	\$52,582	\$70,417	\$98,281
25-1125	History teachers, postsecondary	480	5.60	#	\$64,256	6.69	#	#	#	#	#	\$30,459	\$42,208	\$58,550	\$78,275	\$95,819
25-1126	Philosophy and religion teachers, postsecondary	340	7.05	#	\$65,407	7.04	#	#	#	#	#	\$31,621	\$39,287	\$59,912	\$80,132	\$108,410

Data unavailable

Occupational Code	Occupational Title	Employment Estimate	Employment Percentage Relative Standard Error	Average Hourly Wage	Average Annual Wage	Wage Percentage Relative Standard Error	10th Percentile (Hourly)	25th Percentile (Hourly)	50th Percentile (Hourly)	75th Percentile (Hourly)	90th Percentile (Hourly)	10th Percentile (Annual)	25th Percentile (Annual)	50th Percentile (Annual)	75th Percentile (Annual)	90th Percentile (Annual)
25-1191	Graduate teaching assistants	2,250	1.29	#	\$35,868	6.41	#	#	#	#	#	\$18,269	\$26,650	\$36,876	\$44,514	\$51,784
25-1192	Home economics teachers, postsecondary	#	#	#	\$64,739	28.43	#	#	#	#	#	\$23,661	\$32,589	\$38,735	\$67,668	\$172,199
25-1193	Recreation and fitness studies teachers, postsecondary	220	11.11	#	\$51,928	6.90	#	#	#	#	#	\$26,645	\$30,407	\$46,054	\$66,689	\$85,062
25-1194	Vocational education teachers, postsecondary	2,740	8.26	\$27.46	\$57,121	6.29	\$12.95	\$16.62	\$21.69	\$30.29	\$40.69	\$26,928	\$34,571	\$45,107	\$62,996	\$84,636
25-1199	Postsecondary teachers, all other	1,340	7.15	#	\$63,624	5.40	#	#	#	#	#	\$32,028	\$39,041	\$54,032	\$74,167	\$96,534
25-2011	Preschool teachers, except special education	5,820	7.66	\$14.84	\$30,865	2.62	\$9.48	\$11.10	\$13.40	\$17.02	\$22.53	\$19,717	\$23,078	\$27,873	\$35,399	\$46,861
25-2012	Kindergarten teachers, except special education	3,710	9.59	#	\$44,821	3.00	#	#	#	#	#	\$27,224	\$34,047	\$42,713	\$54,636	\$67,489
25-2021	Elementary school teachers, except special education	23,360	1.51	#	\$49,782	1.60	#	#	#	#	#	\$33,295	\$38,913	\$47,377	\$59,224	\$71,290
25-2022	Middle school teachers, except special and vocational education	12,800	1.78	#	\$49,849	1.67	#	#	#	#	#	\$33,995	\$39,663	\$47,242	\$58,935	\$70,804
25-2023	Vocational education teachers, middle school	180	2.29	#	\$51,463	1.44	#	#	#	#	#	\$35,555	\$41,975	\$51,234	\$60,366	\$69,867
25-2031	Secondary school teachers, except special and vocational education	15,830	0.95	#	\$51,496	1.69	#	#	#	#	#	\$34,092	\$40,235	\$49,657	\$61,632	\$72,612
25-2032	Vocational education teachers, secondary school	780	3.04	#	\$53,263	1.01	#	#	#	#	#	\$35,262	\$42,144	\$51,966	\$63,199	\$74,228
25-2051	Special education teachers, preschool	790	7.59	#	\$51,754	1.27	#	#	#	#	#	\$35,178	\$41,047	\$48,722	\$60,127	\$72,940
25-2052	Special education teachers, kindergarten, and elementary school	4,080	0.66	#	\$51,409	1.44	#	#	#	#	#	\$34,371	\$40,299	\$49,040	\$61,657	\$72,265
25-2053	Special education teachers, middle school	1,660	1.67	#	\$51,972	1.73	#	#	#	#	#	\$35,121	\$41,153	\$49,874	\$61,823	\$72,856
25-2054	Special education teachers, secondary school	2,160	0.83	#	\$54,094	1.71	#	#	#	#	#	\$35,521	\$41,894	\$52,123	\$65,480	\$75,557
25-2059	Special education teachers, all other	240	33.43	#	\$40,509	8.55	#	#	#	#	#	\$26,723	\$29,659	\$35,849	\$50,930	\$60,207
25-3011	Adult literacy, remedial education, and ged teachers and instructors	740	18.38	\$21.63	\$44,999	6.57	\$11.07	\$15.61	\$19.31	\$26.99	\$36.24	\$23,028	\$32,463	\$40,167	\$56,138	\$75,372
25-3021	Self-enrichment education teachers	3,270	9.17	\$20.59	\$42,836	7.73	\$9.35	\$12.28	\$16.62	\$25.60	\$37.73	\$19,454	\$25,537	\$34,571	\$53,250	\$78,487
25-3098	Substitute teachers	290	25.54	\$12.60	\$26,210	6.15	\$8.49	\$9.72	\$11.15	\$14.03	\$19.82	\$17,657	\$20,228	\$23,200	\$29,177	\$41,224
25-3099	Teachers and instructors, all other	2,470	10.00	#	\$42,611	4.36	#	#	#	#	#	\$19,141	\$25,693	\$36,483	\$56,744	\$73,207
25-4011	Archivists	70	14.24	\$23.93	\$49,777	2.80	\$14.60	\$16.76	\$21.24	\$28.14	\$41.72	\$30,362	\$34,855	\$44,170	\$58,525	\$86,782
25-4012	Curators	240	5.20	\$23.59	\$49,066	3.34	\$12.81	\$16.27	\$23.06	\$29.76	\$35.28	\$26,654	\$33,833	\$47,956	\$61,900	\$73,388
25-4013	Museum technicians and conservators	160	9.02	\$21.60	\$44,918	4.38	\$12.23	\$14.45	\$19.63	\$26.26	\$32.09	\$25,444	\$30,056	\$40,827	\$54,613	\$66,746
25-4021	Librarians	2,580	8.43	\$28.64	\$59,565	3.91	\$11.87	\$19.20	\$26.99	\$37.54	\$47.97	\$24,699	\$39,941	\$56,131	\$78,076	\$99,787
25-4031	Library technicians	2,620	5.62	\$14.99	\$31,182	1.76	\$9.28	\$11.60	\$14.56	\$17.78	\$21.72	\$19,309	\$24,131	\$30,276	\$36,976	\$45,183
25-9011	Audio-visual collections specialists	40	24.44	\$18.92	\$39,357	4.56	\$8.47	\$12.79	\$18.28	\$25.35	\$29.82	\$17,622	\$26,604	\$38,012	\$52,730	\$62,034
25-9021	Farm and home management advisors	140	2.46	\$26.20	\$54,494	4.73	\$13.43	\$21.04	\$26.17	\$31.33	\$36.95	\$27,930	\$43,763	\$54,438	\$65,161	\$76,860
25-9031	Instructional coordinators	2,780	3.42	\$32.79	\$68,209	2.03	\$19.16	\$24.52	\$31.82	\$38.64	\$48.01	\$39,855	\$50,996	\$66,184	\$80,371	\$99,855
25-9041	Teacher assistants	17,540	1.98	#	\$26,695	1.57	#	#	#	#	#	\$19,148	\$21,644	\$25,663	\$30,378	\$36,782
25-9099	Education, training, and library workers, all other	1,260	4.48	\$15.76	\$32,777	6.80	\$9.83	\$10.68	\$12.78	\$19.93	\$25.40	\$20,449	\$22,207	\$26,580	\$41,444	\$52,829
27-0000	Arts, design, entertainment, sports, and media	35,310	2.56	\$23.51	\$48,896	1.67	\$9.37	\$12.94	\$20.01	\$29.34	\$41.10	\$19,484	\$26,910	\$41,612	\$61,027	\$85,495
27-1011	Art directors	630	15.74	\$38.43	\$79,935	4.03	\$22.93	\$27.19	\$35.69	\$45.27	\$57.78	\$47,692	\$56,556	\$74,233	\$94,169	\$120,183
27-1012	Craft artists	80	37.14	\$20.21	\$42,027	9.36	\$9.93	\$13.50	\$19.81	\$24.24	\$31.39	\$20,650	\$28,080	\$41,210	\$50,413	\$65,296
27-1013	Fine artists, including painters, sculptors, and illustrators	110	36.02	\$22.59	\$46,996	19.11	\$11.52	\$12.90	\$15.47	\$37.41	\$42.44	\$23,958	\$26,838	\$32,175	\$77,803	\$88,277
27-1014	Multi-media artists and animators	330	20.82	\$29.58	\$61,528	4.00	\$19.57	\$22.88	\$28.63	\$36.86	\$42.51	\$40,709	\$47,595	\$59,543	\$76,660	\$88,421
27-1019	Artists and related workers, all other	150	8.81	\$23.00	\$47,834	2.23	\$14.44	\$15.56	\$19.28	\$27.01	\$40.79	\$30,042	\$32,363	\$40,093	\$56,187	\$84,852
27-1021	Commercial and industrial designers	340	15.20	\$29.14	\$60,607	6.72	\$16.73	\$20.49	\$25.28	\$35.89	\$51.22	\$34,804	\$42,628	\$52,590	\$74,647	\$106,528
27-1022	Fashion designers	70	15.25	\$26.73	\$55,606	8.22	\$13.54	\$17.48	\$23.19	\$29.11	\$36.28	\$28,171	\$36,367	\$48,239	\$60,543	\$75,453
27-1023	Floral designers	870	7.29	\$13.40	\$27,869	2.41	\$8.84	\$10.56	\$13.13	\$15.81	\$17.96	\$18,383	\$21,956	\$27,304	\$32,889	\$37,351
27-1024	Graphic designers	4,060	5.52	\$21.65	\$45,033	1.67	\$12.50	\$15.55	\$20.33	\$25.99	\$33.25	\$25,996	\$32,353	\$42,286	\$54,054	\$69,169
27-1025	Interior designers	990	17.28	\$25.90	\$53,878	8.06	\$13.51	\$16.95	\$21.55	\$30.21	\$44.00	\$28,092	\$35,248	\$44,824	\$62,842	\$91,519

Data unavailable

Occupational Code	Occupational Title	Employment Estimate	Employment Percentage Relative Standard Error	Average Hourly Wage	Average Annual Wage	Wage Percentage Relative Standard Error	10th Percentile (Hourly)	25th Percentile (Hourly)	50th Percentile (Hourly)	75th Percentile (Hourly)	90th Percentile (Hourly)	10th Percentile (Annual)	25th Percentile (Annual)	50th Percentile (Annual)	75th Percentile (Annual)	90th Percentile (Annual)
27-1026	Merchandise displayers and window trimmers	1,050	15.74	\$13.27	\$27,593	3.80	\$9.16	\$10.24	\$11.99	\$15.13	\$18.43	\$19,062	\$21,291	\$24,949	\$31,460	\$38,335
27-1027	Set and exhibit designers	50	20.86	\$22.78	\$47,374	3.82	\$12.28	\$15.69	\$22.86	\$30.03	\$34.97	\$25,547	\$32,641	\$47,558	\$62,456	\$72,731
27-1029	Designers, all other	230	42.18	\$21.46	\$44,634	8.96	\$8.25	\$9.17	\$17.27	\$29.91	\$37.30	\$17,162	\$19,067	\$35,927	\$62,205	\$77,591
27-2011	Actors	210	15.28	#	#	#	#	#	#	#	#	#	#	#	#	#
27-2012	Producers and directors	1,020	7.63	\$27.88	\$57,986	3.24	\$13.25	\$17.48	\$24.95	\$34.17	\$46.76	\$27,567	\$36,367	\$51,904	\$71,065	\$97,268
27-2021	Athletes and sports competitors	230	24.13	#	\$141,023	25.20	#	#	#	#	#	\$17,977	\$26,562	\$112,066	#	#
27-2022	Coaches and scouts	5,920	8.68	#	\$33,992	4.26	#	#	#	#	#	\$17,338	\$19,520	\$24,293	\$35,669	\$54,901
27-2023	Umpires, referees, and other sports officials	1,100	6.54	#	\$29,011	2.80	#	#	#	#	#	\$17,008	\$18,683	\$24,242	\$35,335	\$47,182
27-2031	Dancers	380	38.58	\$16.27	#	11.14	\$8.06	\$8.69	\$10.66	\$18.28	\$39.85	#	#	#	#	#
27-2032	Choreographers	30	25.99	\$21.27	\$44,250	10.14	\$11.80	\$13.32	\$20.61	\$29.25	\$33.67	\$24,546	\$27,712	\$42,872	\$60,833	\$70,041
27-2041	Music directors and composers	150	13.92	\$25.02	\$52,031	27.81	\$8.28	\$9.25	\$16.27	\$24.98	\$34.04	\$17,229	\$19,236	\$33,848	\$51,960	\$70,796
27-2042	Musicians and singers	650	15.87	\$26.02	#	15.74	\$8.88	\$10.31	\$18.90	\$40.73	\$53.51	#	#	#	#	#
27-2099	Entertainers and performers, sports and related workers, all other	430	39.53	\$17.71	#	4.60	\$9.21	\$11.54	\$14.80	\$21.88	\$30.82	#	#	#	#	#
27-3011	Radio and television announcers	580	19.38	\$21.34	\$44,395	9.51	\$8.49	\$9.78	\$13.71	\$22.09	\$36.56	\$17,661	\$20,347	\$28,513	\$45,937	\$76,040
27-3012	Public address system and other announcers	450	25.96	#	#	#	#	#	#	#	#	#	#	#	#	#
27-3021	Broadcast news analysts	80	17.86	\$46.56	\$96,850	11.70	\$15.25	\$20.80	\$34.61	\$54.95	#	\$31,721	\$43,260	\$71,994	\$114,303	#
27-3022	Reporters and correspondents	670	20.38	\$21.82	\$45,386	6.82	\$9.91	\$13.05	\$17.26	\$22.67	\$37.20	\$20,603	\$27,145	\$35,904	\$47,145	\$77,375
27-3031	Public relations specialists	5,480	4.13	\$27.62	\$57,447	1.72	\$13.35	\$18.47	\$25.44	\$34.62	\$44.97	\$27,764	\$38,424	\$52,906	\$72,008	\$93,547
27-3041	Editors	1,480	7.44	\$30.72	\$63,903	8.12	\$14.11	\$18.05	\$25.16	\$35.92	\$48.08	\$29,356	\$37,536	\$52,338	\$74,719	\$100,008
27-3042	Technical writers	1,370	7.76	\$31.16	\$64,817	2.22	\$19.47	\$23.58	\$30.98	\$36.55	\$45.02	\$40,502	\$49,041	\$64,434	\$76,021	\$93,633
27-3043	Writers and authors	600	10.94	\$30.69	\$63,827	5.09	\$14.54	\$18.95	\$26.31	\$37.49	\$47.31	\$30,251	\$39,406	\$54,718	\$77,979	\$98,410
27-3091	Interpreters and translators	1,200	8.87	\$27.63	\$57,468	4.59	\$16.23	\$20.57	\$26.24	\$33.90	\$43.10	\$33,760	\$42,785	\$54,583	\$70,506	\$89,657
27-3099	Media and communication workers, all other	350	15.31	\$23.86	\$49,630	5.14	\$12.76	\$16.05	\$22.48	\$30.07	\$39.46	\$26,543	\$33,379	\$46,756	\$62,535	\$82,079
27-4011	Audio and video equipment technicians	1,140	23.07	\$24.50	\$50,953	3.91	\$13.14	\$17.65	\$22.78	\$31.55	\$35.58	\$27,325	\$36,705	\$47,384	\$65,620	\$74,003
27-4012	Broadcast technicians	520	9.36	\$21.90	\$45,554	3.20	\$10.53	\$15.77	\$21.31	\$27.55	\$34.82	\$21,904	\$32,800	\$44,319	\$57,306	\$72,418
27-4014	Sound engineering technicians	250	33.06	\$24.63	\$51,237	10.87	\$10.87	\$17.30	\$25.37	\$32.97	\$35.99	\$22,614	\$35,993	\$52,764	\$68,569	\$74,861
27-4021	Photographers	1,100	11.81	\$17.62	\$36,656	5.06	\$8.55	\$10.45	\$17.13	\$22.16	\$28.32	\$17,786	\$21,728	\$35,625	\$46,101	\$58,910
27-4031	Camera operators, television, video, and motion picture	260	14.97	\$24.14	\$50,207	3.94	\$13.18	\$19.14	\$24.84	\$28.76	\$33.76	\$27,415	\$39,803	\$51,666	\$59,818	\$70,217
27-4032	Film and video editors	350	12.98	\$22.13	\$46,021	5.22	\$11.00	\$15.36	\$20.28	\$27.59	\$36.27	\$22,890	\$31,939	\$42,191	\$57,377	\$75,444
27-4099	Media and communication equipment workers, all other	550	6.69	\$28.95	\$60,208	5.09	\$12.23	\$17.08	\$28.51	\$39.69	\$47.21	\$25,443	\$35,520	\$59,305	\$82,565	\$98,187
29-0000	Healthcare practitioners and technical	117,620	1.63	\$36.02	\$74,921	1.25	\$16.12	\$23.17	\$31.15	\$41.07	\$56.92	\$33,533	\$48,200	\$64,782	\$85,427	\$118,395
29-1011	Chiropractors	790	23.21	\$29.23	\$60,790	7.89	\$14.81	\$18.84	\$26.64	\$37.52	\$44.47	\$30,812	\$39,183	\$55,418	\$78,032	\$92,491
29-1021	Dentists, general	1,920	17.43	\$64.09	\$133,300	10.68	\$18.49	\$34.99	\$58.30	\$79.51	#	\$38,456	\$72,779	\$121,273	\$165,377	#
29-1022	Oral and maxillofacial surgeons	#	#	\$119.72	\$249,024	24.71	#	#	#	#	#	#	#	#	#	#
29-1023	Orthodontists	#	#	\$121.08	\$251,842	15.42	#	#	#	#	#	#	#	#	#	#
29-1029	Dentists, all other specialists	50	0.00	\$65.48	\$136,201	4.64	\$39.33	\$57.99	\$64.31	\$78.76	\$89.83	\$81,809	\$120,619	\$133,772	\$163,831	\$186,838
29-1031	Dietitians and nutritionists	960	8.05	\$25.64	\$53,323	2.93	\$15.31	\$20.49	\$26.11	\$31.83	\$35.63	\$31,838	\$42,628	\$54,301	\$66,209	\$74,109
29-1041	Optometrists	600	17.08	\$46.23	\$96,162	4.66	\$24.75	\$35.54	\$42.81	\$51.16	\$65.65	\$51,490	\$73,932	\$89,047	\$106,410	\$136,560
29-1051	Pharmacists	4,110	3.78	\$54.66	\$113,700	1.61	\$32.38	\$49.85	\$56.62	\$64.92	\$70.32	\$67,347	\$103,682	\$117,776	\$135,036	\$146,257
29-1061	Anesthesiologists	#	#	\$113.70	\$236,497	22.60	\$64.87	#	#	#	#	\$134,927	#	#	#	#
29-1062	Family and general practitioners	2,740	11.16	\$80.53	\$167,510	5.15	\$28.39	\$44.30	\$76.14	#	#	\$59,042	\$92,140	\$158,367	#	#
29-1063	Internists, general	580	37.19	\$100.51	\$209,058	17.67	\$59.27	\$78.82	#	#	#	\$123,282	\$163,937	#	#	#
29-1064	Obstetricians and gynecologists	410	26.99	\$95.78	\$199,226	7.10	\$61.35	\$76.80	\$89.22	#	#	\$127,616	\$159,742	\$185,573	#	#
29-1065	Pediatricians, general	330	27.53	\$70.60	\$146,858	14.76	\$31.76	\$40.26	\$64.71	#	#	\$66,056	\$83,736	\$134,590	#	#
29-1066	Psychiatrists	400	16.22	\$89.87	\$186,937	9.33	\$38.56	\$46.56	\$89.67	#	#	\$80,210	\$96,847	\$186,517	#	#
29-1067	Surgeons	790	19.20	\$109.12	\$226,972	7.03	\$52.49	#	#	#	#	\$109,169	#	#	#	#

Data unavailable

Occupational Code	Occupational Title	Employment Estimate	Employment Percentage Relative Standard Error	Average Hourly Wage	Average Annual Wage	Wage Percentage Relative Standard Error	10th Percentile (Hourly)	25th Percentile (Hourly)	50th Percentile (Hourly)	75th Percentile (Hourly)	90th Percentile (Hourly)	10th Percentile (Annual)	25th Percentile (Annual)	50th Percentile (Annual)	75th Percentile (Annual)	90th Percentile (Annual)
29-1069	Physicians and surgeons, all other	3,140	10.78	\$97.49	\$202,775	6.36	\$39.45	\$71.82	#	#	#	\$82,051	\$149,379	#	#	#
29-1071	Physician assistants	1,960	7.74	\$43.17	\$89,791	2.04	\$29.48	\$37.49	\$42.97	\$50.72	\$56.65	\$61,310	\$77,989	\$89,369	\$105,501	\$117,831
29-1081	Podiatrists	100	33.96	\$87.57	\$182,140	19.23	\$25.04	\$41.50	#	#	#	\$52,075	\$86,328	#	#	#
29-1122	Occupational therapists	2,580	9.66	\$36.39	\$75,681	1.29	\$26.13	\$30.59	\$35.81	\$42.08	\$46.57	\$54,346	\$63,624	\$74,494	\$87,535	\$96,874
29-1123	Physical therapists	4,030	5.26	\$35.13	\$73,080	1.78	\$24.20	\$29.33	\$34.29	\$40.99	\$48.84	\$50,327	\$61,000	\$71,315	\$85,253	\$101,592
29-1124	Radiation therapists	240	15.20	\$43.76	\$91,024	1.94	\$30.89	\$37.29	\$43.12	\$51.22	\$57.82	\$64,257	\$77,566	\$89,686	\$106,533	\$120,268
29-1125	Recreational therapists	300	11.42	\$17.36	\$36,115	3.26	\$10.26	\$11.67	\$16.12	\$21.33	\$27.39	\$21,331	\$24,281	\$33,524	\$44,358	\$56,972
29-1126	Respiratory therapists	1,560	4.78	\$27.23	\$56,641	0.77	\$21.00	\$24.05	\$26.98	\$30.55	\$34.74	\$43,679	\$50,017	\$56,123	\$63,541	\$72,266
29-1127	Speech-language pathologists	2,710	3.28	\$40.28	\$83,776	1.52	\$27.07	\$32.12	\$39.08	\$47.57	\$57.06	\$56,314	\$66,807	\$81,279	\$98,940	\$118,678
29-1128	Exercise physiologists	140	12.81	\$21.01	\$43,711	2.27	\$14.85	\$17.16	\$20.39	\$23.46	\$28.08	\$30,893	\$35,687	\$42,402	\$48,793	\$58,396
29-1129	Therapists, all other	540	14.36	\$31.80	\$66,139	11.88	\$20.31	\$23.72	\$28.16	\$34.61	\$44.31	\$42,241	\$49,328	\$58,569	\$71,991	\$92,159
29-1131	Veterinarians	1,630	8.12	\$40.11	\$83,419	6.23	\$19.40	\$29.79	\$35.35	\$43.78	\$65.92	\$40,359	\$61,967	\$73,523	\$91,064	\$137,108
29-1141	Registered nurses	41,390	2.57	\$32.65	\$67,922	0.63	\$23.96	\$27.10	\$32.22	\$38.01	\$43.79	\$49,832	\$56,371	\$67,013	\$79,070	\$91,082
29-1151	Nurse anesthetists	90	12.02	\$75.58	\$157,214	4.45	\$57.71	\$68.40	\$76.37	\$85.16	#	\$120,030	\$142,278	\$158,856	\$177,125	#
29-1161	Nurse midwives	160	20.28	\$44.68	\$92,930	4.28	\$31.75	\$36.04	\$44.21	\$52.32	\$58.00	\$66,045	\$74,968	\$91,952	\$108,829	\$120,634
29-1171	Nurse practitioners	1,840	6.27	\$43.36	\$90,188	2.23	\$25.76	\$37.03	\$43.78	\$52.24	\$59.11	\$53,576	\$77,012	\$91,054	\$108,661	\$122,946
29-1181	Audiologists	460	28.31	\$40.53	\$84,307	4.77	\$27.91	\$33.50	\$39.93	\$44.57	\$50.49	\$58,056	\$69,677	\$83,060	\$92,706	\$105,024
29-1199	Health diagnosing and treating practitioners, all other	430	20.97	\$27.33	\$56,845	6.55	\$15.00	\$16.84	\$24.90	\$33.89	\$49.22	\$31,207	\$35,023	\$51,782	\$70,482	\$102,371
29-2011	Medical and clinical laboratory technologists	2,740	5.35	\$28.47	\$59,209	1.47	\$18.97	\$23.71	\$28.74	\$33.80	\$37.06	\$39,456	\$49,317	\$59,788	\$70,294	\$77,090
29-2012	Medical and clinical laboratory technicians	1,700	6.15	\$20.21	\$42,032	3.04	\$12.81	\$14.63	\$18.14	\$24.14	\$29.78	\$26,641	\$30,428	\$37,732	\$50,207	\$61,946
29-2021	Dental hygienists	3,810	10.10	\$37.39	\$77,770	1.71	\$29.43	\$33.93	\$39.11	\$42.77	\$44.96	\$61,211	\$70,571	\$81,339	\$88,953	\$93,522
29-2031	Cardiovascular technologists and technicians	470	5.36	\$27.63	\$57,479	2.02	\$13.82	\$17.36	\$22.68	\$37.53	\$44.34	\$28,745	\$36,110	\$57,585	\$78,053	\$90,138
29-2032	Diagnostic medical sonographers	790	6.09	\$36.33	\$75,566	1.43	\$27.57	\$31.74	\$36.43	\$42.13	\$45.81	\$57,346	\$66,009	\$75,776	\$87,637	\$95,281
29-2033	Nuclear medicine technologists	250	7.11	\$35.71	\$74,275	1.11	\$26.51	\$31.50	\$37.11	\$41.81	\$44.58	\$55,134	\$65,521	\$77,189	\$86,963	\$92,718
29-2034	Radiologic technologists and technicians	3,240	5.66	\$27.80	\$57,829	1.36	\$19.07	\$22.05	\$27.21	\$33.53	\$39.04	\$39,657	\$45,854	\$56,596	\$69,748	\$81,203
29-2035	Magnetic resonance imaging technologists	290	10.97	\$33.26	\$69,172	1.31	\$26.90	\$30.65	\$33.51	\$36.46	\$41.54	\$55,961	\$63,751	\$69,702	\$75,833	\$86,395
29-2041	Emergency medical technicians and paramedics	3,220	8.06	\$19.00	\$39,530	2.89	\$9.93	\$12.66	\$17.17	\$24.81	\$31.69	\$20,663	\$26,325	\$35,706	\$51,604	\$65,907
29-2051	Dietetic technicians	520	10.60	\$11.45	\$23,825	5.06	\$8.15	\$8.91	\$10.48	\$13.26	\$17.04	\$16,947	\$18,531	\$21,796	\$27,571	\$35,442
29-2052	Pharmacy technicians	4,130	4.69	\$15.56	\$32,366	1.30	\$11.14	\$12.96	\$15.49	\$17.85	\$20.62	\$23,167	\$26,962	\$32,223	\$37,130	\$42,884
29-2053	Psychiatric technicians	450	14.69	\$15.02	\$31,251	6.41	\$8.74	\$11.53	\$15.71	\$17.94	\$20.88	\$18,184	\$23,991	\$32,677	\$37,320	\$43,428
29-2054	Respiratory therapy technicians	90	22.65	\$23.07	\$47,976	3.41	\$13.99	\$18.47	\$22.42	\$27.90	\$33.33	\$29,109	\$38,420	\$46,638	\$58,025	\$69,323
29-2055	Surgical technologists	1,680	15.14	\$23.77	\$49,434	3.11	\$15.81	\$18.78	\$23.22	\$28.17	\$33.60	\$32,880	\$39,059	\$48,304	\$58,592	\$69,879
29-2056	Veterinary technologists and technicians	2,650	9.73	\$15.07	\$31,336	2.02	\$11.59	\$12.80	\$14.57	\$17.24	\$19.81	\$24,099	\$26,618	\$30,302	\$35,852	\$41,210
29-2057	Ophthalmic medical technicians	570	26.14	\$19.05	\$39,617	2.47	\$12.89	\$14.85	\$18.05	\$22.46	\$27.39	\$26,811	\$30,894	\$37,536	\$46,710	\$56,975
29-2061	Licensed practical and licensed vocational nurses	6,060	3.32	\$21.52	\$44,751	0.87	\$16.01	\$18.82	\$21.37	\$24.46	\$27.70	\$33,311	\$39,148	\$44,443	\$50,875	\$57,611
29-2071	Medical records and health information technicians	2,680	5.79	\$20.24	\$42,103	1.78	\$12.36	\$15.24	\$19.48	\$24.38	\$29.38	\$25,710	\$31,701	\$40,519	\$50,716	\$61,102
29-2081	Opticians, dispensing	1,280	10.24	\$16.99	\$35,348	4.31	\$11.23	\$13.28	\$16.20	\$20.22	\$25.56	\$23,355	\$27,629	\$33,694	\$42,059	\$53,157
29-2091	Orthotists and prosthetists	110	22.65	\$26.72	\$55,580	8.18	\$15.94	\$19.32	\$24.00	\$30.61	\$41.49	\$33,146	\$40,179	\$49,926	\$63,660	\$86,297
29-2092	Hearing aid specialists	30	36.16	\$21.42	\$44,550	6.13	\$12.24	\$16.21	\$20.80	\$26.77	\$32.50	\$25,450	\$33,717	\$43,262	\$55,677	\$67,596
29-2099	Health technologists and technicians, all other	1,870	6.00	\$20.30	\$42,233	1.85	\$12.60	\$15.05	\$19.25	\$24.64	\$28.90	\$26,210	\$31,301	\$40,034	\$51,246	\$60,105
29-9011	Occupational health and safety specialists	1,150	5.69	\$35.79	\$74,450	1.32	\$21.37	\$27.11	\$35.11	\$43.49	\$51.93	\$44,446	\$56,394	\$73,039	\$90,460	\$108,013
29-9012	Occupational health and safety technicians	190	17.86	\$31.31	\$65,133	3.48	\$20.67	\$24.57	\$28.87	\$36.42	\$43.52	\$42,989	\$51,099	\$60,050	\$75,750	\$90,514
29-9091	Athletic trainers	230	11.39	#	\$49,165	4.65	#	#	#	#	#	\$28,197	\$34,722	\$44,338	\$55,588	\$69,210
29-9092	Genetic counselors	30	5.95	\$38.35	\$79,758	6.19	\$26.41	\$29.84	\$34.81	\$41.15	\$44.98	\$54,923	\$62,075	\$72,413	\$85,595	\$93,551
29-9099	Healthcare practitioners and technical workers, all other	270	14.72	\$32.04	\$66,647	3.93	\$14.45	\$19.27	\$30.75	\$45.06	\$53.48	\$30,062	\$40,073	\$63,954	\$93,718	\$111,232
31-0000	Healthcare support	55,880	2.35	\$14.20	\$29,543	1.26	\$9.32	\$10.89	\$13.38	\$16.68	\$20.57	\$19,389	\$22,643	\$27,827	\$34,687	\$42,788
31-1011	Home health aides	13,830	6.44	\$11.02	\$22,927	2.43	\$8.28	\$9.24	\$10.60	\$12.21	\$14.86	\$17,222	\$19,218	\$22,057	\$25,399	\$30,904

Data unavailable

Occupational Code	Occupational Title	Employment Estimate	Employment Percentage Relative Standard Error	Average Hourly Wage	Average Annual Wage	Wage Percentage Relative Standard Error	10th Percentile (Hourly)	25th Percentile (Hourly)	50th Percentile (Hourly)	75th Percentile (Hourly)	90th Percentile (Hourly)	10th Percentile (Annual)	25th Percentile (Annual)	50th Percentile (Annual)	75th Percentile (Annual)	90th Percentile (Annual)
31-1013	Psychiatric aides	120	19.48	\$15.37	\$31,972	6.75	\$10.20	\$12.11	\$13.97	\$19.30	\$22.36	\$21,215	\$25,187	\$29,060	\$40,147	\$46,515
31-1014	Nursing assistants	16,700	4.35	\$13.25	\$27,565	0.88	\$10.01	\$11.38	\$13.07	\$14.69	\$17.23	\$20,815	\$23,678	\$27,191	\$30,554	\$35,841
31-1015	Orderlies	430	5.83	\$12.46	\$25,912	1.49	\$9.21	\$10.37	\$12.09	\$14.37	\$16.83	\$19,155	\$21,580	\$25,153	\$29,894	\$35,007
31-2011	Occupational therapist assistants	480	30.29	\$20.55	\$42,743	5.24	\$11.13	\$14.08	\$20.91	\$25.94	\$29.53	\$23,160	\$29,288	\$43,483	\$53,949	\$61,421
31-2012	Occupational therapist aides	40	19.86	\$16.04	\$33,363	4.78	\$12.17	\$13.10	\$14.84	\$18.82	\$21.79	\$25,306	\$27,242	\$30,873	\$39,142	\$45,324
31-2021	Physical therapist assistants	710	8.07	\$22.67	\$47,143	2.48	\$14.07	\$18.99	\$22.69	\$27.12	\$31.30	\$29,270	\$39,505	\$47,190	\$56,409	\$65,112
31-2022	Physical therapist aides	580	24.08	\$14.52	\$30,198	2.95	\$10.57	\$12.15	\$13.90	\$16.66	\$19.86	\$21,980	\$25,276	\$28,914	\$34,662	\$41,307
31-9011	Massage therapists	2,890	9.02	\$17.82	\$37,072	4.45	\$8.68	\$10.75	\$15.97	\$22.07	\$29.70	\$18,048	\$22,360	\$33,219	\$45,915	\$61,782
31-9091	Dental assistants	5,960	6.49	\$18.07	\$37,575	2.71	\$12.10	\$14.80	\$17.91	\$21.60	\$25.17	\$25,166	\$30,790	\$37,242	\$44,932	\$52,356
31-9092	Medical assistants	8,210	4.40	\$15.76	\$32,778	1.74	\$11.63	\$13.02	\$15.28	\$17.74	\$21.06	\$24,198	\$27,083	\$31,778	\$36,906	\$43,813
31-9093	Medical equipment preparers	590	4.91	\$16.16	\$33,611	1.25	\$11.99	\$13.44	\$15.77	\$18.22	\$21.53	\$24,939	\$27,945	\$32,808	\$37,894	\$44,774
31-9094	Medical transcriptionists	1,280	12.13	\$16.17	\$33,642	2.45	\$9.99	\$12.65	\$16.03	\$19.52	\$22.51	\$20,769	\$26,318	\$33,342	\$40,596	\$46,818
31-9095	Pharmacy aides	80	10.71	\$15.18	\$31,568	2.13	\$11.93	\$12.91	\$14.54	\$17.35	\$20.31	\$24,822	\$26,851	\$30,233	\$36,097	\$42,239
31-9096	Veterinary assistants and laboratory animal caretakers	850	28.59	\$11.42	\$23,758	4.70	\$8.34	\$9.35	\$10.91	\$13.35	\$16.08	\$17,350	\$19,447	\$22,687	\$27,770	\$33,451
31-9097	Phlebotomists	1,330	10.19	\$16.64	\$34,622	1.57	\$12.21	\$13.93	\$16.34	\$18.66	\$21.97	\$25,402	\$28,978	\$33,989	\$38,803	\$45,689
31-9099	Healthcare support workers, all other	1,880	6.83	\$14.43	\$30,011	2.12	\$9.19	\$11.36	\$14.02	\$17.17	\$20.02	\$19,116	\$23,632	\$29,153	\$35,723	\$41,641
33-0000	Protective service	55,390	2.27	\$20.72	\$43,101	2.19	\$9.13	\$11.89	\$18.46	\$27.98	\$35.80	\$18,999	\$24,726	\$38,394	\$58,199	\$74,464
33-1011	First-line supervisors/managers of correctional officers	720	3.45	\$31.51	\$65,547	2.09	\$23.26	\$26.93	\$31.49	\$35.76	\$42.42	\$48,379	\$56,013	\$65,492	\$74,381	\$88,224
33-1012	First-line supervisors/managers of police and detectives	1,370	1.63	\$43.98	\$91,485	1.48	\$30.68	\$37.85	\$44.45	\$51.77	\$56.44	\$63,810	\$78,723	\$92,454	\$107,674	\$117,386
33-1021	First-line supervisors/managers of fire fighting and prevention workers	840	2.99	\$35.96	\$74,796	1.82	\$24.58	\$28.92	\$37.65	\$42.54	\$45.80	\$51,125	\$60,161	\$78,302	\$88,488	\$95,261
33-1099	First-line supervisors/managers, protective service workers, all other	870	5.70	\$26.62	\$55,374	3.26	\$15.44	\$19.85	\$24.84	\$31.46	\$41.44	\$32,108	\$41,287	\$51,660	\$65,428	\$86,197
33-2011	Fire fighters	4,490	4.84	\$24.23	\$50,392	2.37	\$12.73	\$18.19	\$23.99	\$31.33	\$35.34	\$26,482	\$37,829	\$49,902	\$65,170	\$73,507
33-2021	Fire inspectors and investigators	150	26.85	\$31.56	\$65,652	2.14	\$23.71	\$29.09	\$32.30	\$35.34	\$39.35	\$49,316	\$60,510	\$67,175	\$73,514	\$81,839
33-2022	Forest fire inspectors and prevention specialists	30	11.21	\$22.79	\$47,395	3.95	\$13.09	\$16.51	\$22.83	\$29.19	\$33.34	\$27,218	\$34,348	\$47,493	\$60,719	\$69,340
33-3011	Bailiffs	50	5.61	\$21.50	\$44,714	2.01	\$15.52	\$18.36	\$21.86	\$25.42	\$27.56	\$32,285	\$38,184	\$45,463	\$52,868	\$57,328
33-3012	Correctional officers and jailers	8,090	3.47	\$22.36	\$46,501	1.61	\$16.12	\$19.31	\$21.79	\$26.01	\$30.07	\$33,525	\$40,164	\$45,314	\$54,103	\$62,544
33-3021	Detectives and criminal investigators	1,680	1.36	\$38.18	\$79,416	2.26	\$22.24	\$29.53	\$37.07	\$44.32	\$59.80	\$46,254	\$61,418	\$77,108	\$92,186	\$124,388
33-3041	Parking enforcement workers	110	2.48	\$18.42	\$38,316	1.78	\$14.71	\$15.85	\$17.76	\$20.96	\$24.03	\$30,598	\$32,970	\$36,940	\$43,605	\$49,982
33-3051	Police and sheriff's patrol officers	9,060	1.28	\$30.31	\$63,042	1.47	\$20.29	\$25.48	\$31.12	\$35.43	\$40.75	\$42,207	\$53,001	\$64,727	\$73,686	\$84,766
33-9011	Animal control workers	370	24.75	\$20.15	\$41,907	5.44	\$11.78	\$14.75	\$20.51	\$25.82	\$28.29	\$24,495	\$30,671	\$42,653	\$53,711	\$58,848
33-9021	Private detectives and investigators	320	27.50	\$23.32	\$48,498	11.96	\$12.64	\$14.21	\$19.65	\$29.17	\$42.85	\$26,285	\$29,549	\$40,876	\$60,666	\$89,128
33-9031	Gaming surveillance officers and gaming investigators	180	17.85	\$15.34	\$31,898	2.09	\$11.96	\$12.82	\$14.25	\$17.39	\$20.83	\$24,875	\$26,663	\$29,642	\$36,175	\$43,328
33-9032	Security guards	15,360	6.65	\$13.31	\$27,677	3.03	\$8.51	\$9.89	\$12.56	\$15.72	\$18.58	\$17,707	\$20,579	\$26,130	\$32,700	\$38,656
33-9091	Crossing guards	#	#	\$13.94	\$28,992	1.92	\$9.71	\$10.83	\$13.49	\$16.65	\$19.12	\$20,188	\$22,530	\$28,056	\$34,631	\$39,769
33-9092	Lifeguards, ski patrol, and other recreational protective service workers	5,010	4.95	\$9.87	\$20,521	1.25	\$7.98	\$8.48	\$9.33	\$10.93	\$12.91	\$16,593	\$17,646	\$19,416	\$22,740	\$26,856
33-9093	Transportation security screeners	1,090	0.85	\$18.07	\$37,578	2.37	\$15.03	\$15.10	\$17.95	\$19.80	\$21.64	\$31,268	\$31,410	\$37,339	\$41,187	\$45,019
33-9099	Protective service workers, all other	3,710	3.74	\$15.22	\$31,667	1.76	\$9.24	\$10.85	\$13.75	\$18.06	\$24.56	\$19,227	\$22,560	\$28,600	\$37,556	\$51,076
35-0000	Food preparation and serving-related	211,710	0.99	\$10.51	\$21,862	0.80	\$7.94	\$8.39	\$9.14	\$11.44	\$15.61	\$16,517	\$17,456	\$19,021	\$23,795	\$32,464
35-1011	Chefs and head cooks	1,860	8.23	\$22.70	\$47,226	2.69	\$13.34	\$16.76	\$21.17	\$27.18	\$34.04	\$27,742	\$34,861	\$44,024	\$56,544	\$70,798
35-1012	First-line supervisors/managers of food preparation and serving workers	14,240	2.87	\$16.63	\$34,585	1.52	\$10.20	\$12.30	\$15.76	\$20.05	\$24.23	\$21,216	\$25,583	\$32,783	\$41,707	\$50,389
35-2011	Cooks, fast food	4,910	15.33	\$9.00	\$18,715	2.12	\$7.87	\$8.22	\$8.80	\$9.52	\$11.09	\$16,375	\$17,101	\$18,310	\$19,805	\$23,072

Data unavailable

Occupational Code	Occupational Title	Employment Estimate	Employment Percentage Relative Standard Error	Average Hourly Wage	Average Annual Wage	Wage Percentage Relative Standard Error	10th Percentile (Hourly)	25th Percentile (Hourly)	50th Percentile (Hourly)	75th Percentile (Hourly)	90th Percentile (Hourly)	10th Percentile (Annual)	25th Percentile (Annual)	50th Percentile (Annual)	75th Percentile (Annual)	90th Percentile (Annual)
35-2012	Cooks, institution and cafeteria	5,420	4.36	\$12.47	\$25,940	1.33	\$8.72	\$10.01	\$11.79	\$14.45	\$17.49	\$18,132	\$20,810	\$24,523	\$30,062	\$36,370
35-2014	Cooks, restaurant	22,480	3.78	\$11.36	\$23,634	1.12	\$8.34	\$9.39	\$11.02	\$13.14	\$14.63	\$17,337	\$19,523	\$22,929	\$27,333	\$30,422
35-2015	Cooks, short order	1,970	15.99	\$10.93	\$22,731	3.75	\$8.08	\$8.73	\$10.22	\$12.83	\$15.96	\$16,798	\$18,159	\$21,263	\$26,684	\$33,192
35-2019	Cooks, all other	230	29.90	\$12.05	\$25,063	5.30	\$8.22	\$9.10	\$10.76	\$14.75	\$18.16	\$17,105	\$18,926	\$22,388	\$30,673	\$37,767
35-2021	Food preparation workers	10,190	5.58	\$10.85	\$22,571	1.71	\$8.14	\$8.89	\$10.37	\$12.54	\$14.80	\$16,928	\$18,484	\$21,568	\$26,079	\$30,785
35-3011	Bartenders	9,120	5.46	\$11.12	\$23,129	5.08	\$7.89	\$8.27	\$8.91	\$10.99	\$18.84	\$16,419	\$17,210	\$18,529	\$22,861	\$39,185
35-3021	Combined food preparation and serving workers, including fast food	59,150	2.26	\$9.06	\$18,851	0.81	\$7.87	\$8.22	\$8.80	\$9.44	\$11.35	\$16,374	\$17,098	\$18,306	\$19,629	\$23,602
35-3022	Counter attendants, cafeteria, food concession, and coffee shop	6,150	15.04	\$8.89	\$18,491	1.78	\$7.86	\$8.20	\$8.76	\$9.34	\$11.14	\$16,358	\$17,059	\$18,226	\$19,437	\$23,170
35-3031	Waiters and waitresses	46,440	2.39	\$10.23	\$21,288	2.53	\$7.89	\$8.26	\$8.88	\$10.59	\$16.58	\$16,409	\$17,186	\$18,481	\$22,022	\$34,485
35-3041	Food servers, nonrestaurant	5,310	6.80	\$10.36	\$21,541	1.90	\$8.03	\$8.61	\$9.75	\$11.71	\$14.02	\$16,694	\$17,899	\$20,272	\$24,347	\$29,154
35-9011	Dining room and cafeteria attendants and bartender helpers	7,760	9.92	\$9.32	\$19,384	1.78	\$7.88	\$8.24	\$8.84	\$9.59	\$12.50	\$16,391	\$17,141	\$18,392	\$19,940	\$26,005
35-9021	Dishwashers	8,330	6.07	\$8.96	\$18,627	0.98	\$7.89	\$8.25	\$8.87	\$9.73	\$11.16	\$16,402	\$17,169	\$18,447	\$20,240	\$23,212
35-9031	Hosts and hostesses, restaurant, lounge, and coffee shop	7,870	7.35	\$9.10	\$18,938	1.19	\$7.89	\$8.27	\$8.90	\$9.88	\$11.35	\$16,415	\$17,200	\$18,510	\$20,542	\$23,612
35-9099	Food preparation and serving related workers, all other	380	29.46	\$11.03	\$22,940	3.30	\$8.37	\$9.41	\$10.76	\$12.53	\$14.44	\$17,415	\$19,575	\$22,374	\$26,059	\$30,037
37-0000	Building and grounds cleaning and maintenance	75,000	1.72	\$12.42	\$25,825	1.06	\$8.26	\$9.20	\$11.18	\$14.28	\$18.36	\$17,185	\$19,126	\$23,246	\$29,704	\$38,190
37-1011	First-line supervisors/managers of housekeeping and janitorial workers	2,510	4.80	\$19.18	\$39,887	2.02	\$11.13	\$13.60	\$17.89	\$22.95	\$30.51	\$23,145	\$28,283	\$37,213	\$47,732	\$63,463
37-1012	First-line supervisors/managers of landscaping, lawn service, and groundskeeping workers	1,860	6.72	\$23.26	\$48,388	2.33	\$15.29	\$17.46	\$21.62	\$27.95	\$34.20	\$31,793	\$36,313	\$44,963	\$58,140	\$71,132
37-2011	Janitors and cleaners, except maids and housekeeping cleaners	33,990	3.39	\$11.68	\$24,297	1.75	\$8.17	\$8.95	\$10.80	\$13.54	\$17.03	\$16,985	\$18,626	\$22,464	\$28,158	\$35,417
37-2012	Maids and housekeeping cleaners	15,490	5.57	\$10.22	\$21,258	1.25	\$8.03	\$8.61	\$9.77	\$11.53	\$13.69	\$16,699	\$17,912	\$20,315	\$23,987	\$28,476
37-2019	Building cleaning workers, all other	#	#	\$11.38	\$23,677	6.00	\$8.08	\$8.74	\$11.77	\$13.57	\$15.10	\$16,809	\$18,185	\$24,478	\$28,223	\$31,405
37-2021	Pest control workers	500	15.38	\$17.84	\$37,107	5.45	\$12.23	\$13.84	\$16.40	\$19.72	\$27.49	\$25,445	\$28,785	\$34,113	\$41,013	\$57,184
37-3011	Landscaping and groundskeeping workers	19,950	3.16	\$13.27	\$27,605	1.25	\$8.96	\$10.21	\$12.31	\$15.86	\$18.85	\$18,640	\$21,237	\$25,607	\$32,989	\$39,208
37-3012	Pesticide handlers, sprayers, and applicators, vegetation	150	27.63	\$16.64	\$34,620	3.41	\$10.77	\$13.80	\$16.50	\$19.25	\$22.12	\$22,411	\$28,704	\$34,311	\$40,034	\$46,009
37-3013	Tree trimmers and pruners	150	43.18	\$20.31	\$42,245	5.30	\$13.92	\$16.15	\$19.18	\$24.44	\$28.55	\$28,963	\$33,590	\$39,900	\$50,843	\$59,392
37-3019	Grounds maintenance workers, all other	200	25.83	\$15.73	\$32,722	4.66	\$9.79	\$11.40	\$14.05	\$18.70	\$27.01	\$20,365	\$23,705	\$29,228	\$38,898	\$56,189
39-0000	Personal care and service	64,130	2.68	\$12.35	\$25,689	1.13	\$8.12	\$8.83	\$10.44	\$13.81	\$19.87	\$16,882	\$18,368	\$21,713	\$28,715	\$41,333
39-1011	Gaming supervisors	260	14.07	\$23.46	\$48,804	2.46	\$16.96	\$19.89	\$22.55	\$27.30	\$32.58	\$35,285	\$41,374	\$46,908	\$56,790	\$67,771
39-1012	Slot key persons	190	25.46	\$14.61	\$30,384	2.90	\$8.26	\$9.19	\$14.12	\$18.16	\$22.54	\$17,182	\$19,118	\$29,360	\$37,767	\$46,893
39-1021	First-line supervisors/managers of personal service workers	2,360	6.04	\$18.73	\$38,955	1.95	\$10.91	\$13.09	\$16.80	\$22.76	\$30.78	\$22,687	\$27,218	\$34,934	\$47,336	\$64,014
39-2011	Animal trainers	170	19.97	\$11.26	\$23,412	4.04	\$8.27	\$9.21	\$10.81	\$13.07	\$15.30	\$17,197	\$19,155	\$22,487	\$27,191	\$31,825
39-2021	Nonfarm animal caretakers	3,200	9.99	\$11.08	\$23,043	3.02	\$8.02	\$8.58	\$9.77	\$12.32	\$16.65	\$16,674	\$17,848	\$20,329	\$25,624	\$34,625
39-3011	Gaming dealers	1,340	13.22	\$9.15	\$19,030	3.35	\$7.85	\$8.16	\$8.68	\$9.20	\$10.89	\$16,323	\$16,970	\$18,048	\$19,127	\$22,661
39-3019	Gaming service workers, all other	140	45.90	\$15.30	\$31,829	3.78	\$12.20	\$13.09	\$14.56	\$17.55	\$20.15	\$25,381	\$27,220	\$30,286	\$36,509	\$41,904
39-3021	Motion picture projectionists	100	23.24	\$10.79	\$22,451	5.00	\$8.10	\$8.79	\$10.50	\$12.68	\$14.13	\$16,849	\$18,284	\$21,848	\$26,365	\$29,385
39-3031	Ushers, lobby attendants, and ticket takers	3,170	29.81	\$9.24	\$19,209	2.88	\$7.93	\$8.36	\$9.07	\$10.31	\$11.33	\$16,486	\$17,379	\$18,866	\$21,437	\$23,568
39-3091	Amusement and recreation attendants	5,250	7.35	\$9.64	\$20,059	1.40	\$7.92	\$8.34	\$9.03	\$10.55	\$12.40	\$16,471	\$17,342	\$18,792	\$21,946	\$25,787
39-3092	Costume attendants	50	11.57	#	#	#	#	#	#	#	#	#	#	#	#	#
39-3093	Locker room, coatroom, and dressing room attendants	1,140	32.10	\$9.78	\$20,340	9.38	\$7.91	\$8.31	\$8.98	\$10.81	\$14.34	\$16,449	\$17,285	\$18,678	\$22,482	\$29,827

Data unavailable

Occupational Code	Occupational Title	Employment Estimate	Employment Percentage Relative Standard Error	Average Hourly Wage	Average Annual Wage	Wage Percentage Relative Standard Error	10th Percentile (Hourly)	25th Percentile (Hourly)	50th Percentile (Hourly)	75th Percentile (Hourly)	90th Percentile (Hourly)	10th Percentile (Annual)	25th Percentile (Annual)	50th Percentile (Annual)	75th Percentile (Annual)	90th Percentile (Annual)
39-3099	Entertainment attendants and related workers, all other	30	33.05	\$11.86	\$24,660	3.23	\$8.35	\$9.41	\$11.19	\$13.97	\$17.19	\$17,368	\$19,582	\$23,280	\$29,048	\$35,749
39-4011	Embalmers	140	46.22	\$19.55	\$40,664	10.56	\$12.13	\$14.04	\$20.60	\$24.07	\$27.14	\$25,228	\$29,198	\$42,854	\$50,061	\$56,453
39-4021	Funeral attendants	310	39.56	\$12.81	\$26,634	7.47	\$8.54	\$10.14	\$13.00	\$15.44	\$17.37	\$17,766	\$21,086	\$27,041	\$32,118	\$36,134
39-4031	Morticians, undertakers, and funeral directors	#	#	\$23.39	\$48,649	6.57	\$11.76	\$16.10	\$21.18	\$31.38	\$35.50	\$24,470	\$33,480	\$44,063	\$65,261	\$73,846
39-5011	Barbers	250	36.66	\$19.00	\$39,512	11.58	\$11.19	\$14.59	\$17.02	\$22.13	\$29.61	\$23,282	\$30,337	\$35,393	\$46,034	\$61,578
39-5012	Hairdressers, hairstylists, and cosmetologists	6,200	8.76	\$13.04	\$27,131	4.56	\$8.29	\$9.27	\$11.23	\$14.20	\$20.82	\$17,250	\$19,283	\$23,367	\$29,526	\$43,307
39-5092	Manicurists and pedicurists	590	16.82	\$11.74	\$24,422	3.81	\$8.28	\$9.25	\$10.56	\$12.71	\$19.24	\$17,231	\$19,240	\$21,972	\$26,435	\$40,017
39-5093	Shampooers	#	#	\$8.18	\$17,013	4.44	\$7.81	\$8.07	\$8.50	\$8.93	\$9.18	\$16,248	\$16,784	\$17,676	\$18,569	\$19,104
39-5094	Skin care specialists	630	16.60	\$17.27	\$35,919	5.66	\$8.67	\$10.57	\$15.70	\$24.24	\$28.62	\$18,031	\$21,978	\$32,665	\$50,429	\$59,536
39-6011	Baggage porters and bellhops	790	11.49	\$10.04	\$20,886	2.49	\$8.00	\$8.54	\$9.48	\$11.04	\$13.31	\$16,640	\$17,762	\$19,709	\$22,956	\$27,694
39-6012	Concierges	730	10.29	\$13.29	\$27,650	2.49	\$9.25	\$10.68	\$13.06	\$15.56	\$17.68	\$19,242	\$22,220	\$27,166	\$32,370	\$36,781
39-7011	Tour guides and escorts	690	15.65	\$11.97	\$24,897	3.63	\$8.51	\$9.63	\$11.09	\$14.11	\$17.04	\$17,705	\$20,036	\$23,059	\$29,350	\$35,445
39-9011	Child care workers	8,100	6.21	\$11.65	\$24,241	1.57	\$8.23	\$9.12	\$10.93	\$13.60	\$16.69	\$17,123	\$18,972	\$22,726	\$28,293	\$34,715
39-9021	Personal and home care aides	15,100	7.11	\$9.64	\$20,052	0.99	\$8.00	\$8.54	\$9.45	\$10.72	\$11.49	\$16,641	\$17,765	\$19,659	\$22,306	\$23,903
39-9031	Fitness trainers and aerobics instructors	6,420	5.45	\$19.69	\$40,958	2.46	\$9.09	\$13.17	\$18.18	\$24.89	\$31.93	\$18,906	\$27,386	\$37,811	\$51,762	\$66,407
39-9032	Recreation workers	5,480	3.59	\$13.04	\$27,129	1.35	\$8.47	\$9.64	\$11.58	\$14.81	\$20.18	\$17,613	\$20,058	\$24,094	\$30,811	\$41,977
39-9041	Residential advisors	190	10.86	\$13.96	\$29,041	2.71	\$9.79	\$11.68	\$13.73	\$16.20	\$18.18	\$20,353	\$24,293	\$28,558	\$33,701	\$37,822
39-9099	Personal care and service workers, all other	800	14.33	\$11.00	\$22,879	6.91	\$7.95	\$8.42	\$9.21	\$12.75	\$17.15	\$16,543	\$17,520	\$19,150	\$22,613	\$35,682
41-0000	Sales and related	249,970	1.28	\$19.41	\$40,383	1.01	\$8.40	\$9.58	\$13.49	\$22.39	\$37.86	\$17,470	\$19,918	\$28,062	\$46,572	\$78,742
41-1011	First-line supervisors/managers of retail sales workers	17,890	3.38	\$19.75	\$41,077	1.31	\$11.58	\$14.18	\$17.66	\$22.66	\$29.77	\$24,092	\$29,490	\$36,726	\$47,140	\$61,915
41-1012	First-line supervisors/managers of non-retail sales workers	3,950	4.75	\$36.96	\$76,869	2.43	\$17.99	\$24.07	\$33.62	\$46.23	\$62.47	\$37,428	\$50,063	\$69,939	\$96,167	\$129,942
41-2011	Cashiers	50,580	3.51	\$10.27	\$21,364	0.87	\$8.00	\$8.53	\$9.43	\$11.36	\$14.37	\$16,636	\$17,736	\$19,620	\$23,621	\$29,887
41-2012	Gaming change persons and booth cashiers	540	26.54	\$15.28	\$31,782	2.22	\$12.11	\$13.13	\$14.77	\$17.23	\$19.81	\$25,185	\$27,314	\$30,720	\$35,840	\$41,199
41-2021	Counter and rental clerks	10,140	6.71	\$13.16	\$27,381	2.17	\$8.23	\$9.10	\$11.44	\$15.65	\$21.20	\$17,122	\$18,927	\$23,794	\$32,560	\$44,099
41-2022	Parts salespersons	3,410	7.46	\$16.95	\$35,253	2.95	\$9.44	\$11.84	\$15.14	\$20.45	\$26.34	\$19,628	\$24,631	\$31,498	\$42,539	\$54,791
41-2031	Retail salespersons	77,050	2.13	\$13.04	\$27,126	1.21	\$8.20	\$9.02	\$10.88	\$14.38	\$20.63	\$17,049	\$18,756	\$22,622	\$29,913	\$42,920
41-3011	Advertising sales agents	2,210	12.69	\$29.36	\$61,070	13.87	\$12.62	\$16.39	\$22.19	\$33.31	\$48.98	\$26,240	\$34,092	\$46,156	\$69,291	\$101,887
41-3021	Insurance sales agents	7,720	6.35	\$28.94	\$60,192	5.01	\$12.68	\$17.21	\$22.85	\$32.77	\$46.97	\$26,365	\$35,804	\$47,531	\$68,153	\$97,697
41-3031	Securities, commodities, and financial services sales agents	7,820	5.86	\$37.36	\$77,709	5.22	\$15.00	\$17.20	\$24.95	\$47.88	\$81.12	\$31,207	\$35,779	\$51,895	\$99,584	\$168,722
41-3041	Travel agents	1,020	12.38	\$18.61	\$38,700	4.44	\$10.12	\$13.24	\$16.92	\$23.05	\$30.28	\$21,048	\$27,529	\$35,189	\$47,936	\$62,993
41-3098	Sales representatives of services, except advertising, insurance, travel, and financial services	2,160	8.11	\$25.18	\$52,366	7.87	\$10.09	\$11.72	\$20.70	\$34.26	\$45.08	\$20,983	\$24,375	\$43,058	\$71,252	\$93,767
41-3099	Sales representatives, services, all other	14,350	3.89	\$31.49	\$65,506	2.69	\$11.67	\$17.18	\$25.93	\$39.59	\$56.84	\$24,270	\$35,736	\$53,939	\$82,355	\$118,219
41-4011	Sales representatives, wholesale and manufacturing, technical and scientific products	5,360	7.42	\$41.63	\$86,585	4.02	\$19.65	\$26.65	\$37.53	\$52.77	\$68.19	\$40,881	\$55,434	\$78,068	\$109,767	\$141,842
41-4012	Sales representatives, wholesale and manufacturing, except technical and scientific products	32,420	3.15	\$32.17	\$66,923	2.26	\$12.90	\$17.93	\$26.66	\$39.70	\$57.43	\$26,829	\$37,290	\$55,445	\$82,569	\$119,454
41-9011	Demonstrators and product promoters	770	24.92	\$12.60	\$26,214	5.84	\$10.09	\$10.62	\$11.50	\$12.81	\$15.31	\$20,997	\$22,095	\$23,924	\$26,645	\$31,850
41-9012	Models	20	33.43	#	#	#	#	#	#	#	#	#	#	#	#	#
41-9021	Real estate brokers	1,580	20.74	\$36.70	\$76,326	15.85	\$13.56	\$16.91	\$21.92	\$46.05	#	\$28,201	\$35,177	\$45,587	\$95,788	#
41-9022	Real estate sales agents	3,120	13.35	\$23.40	\$48,665	5.61	\$8.89	\$13.14	\$21.73	\$30.54	\$39.86	\$18,486	\$27,336	\$45,193	\$63,527	\$82,898
41-9031	Sales engineers	1,130	9.59	\$48.65	\$101,185	3.32	\$26.49	\$33.76	\$46.30	\$58.52	\$74.09	\$55,096	\$70,212	\$96,313	\$121,724	\$154,113
41-9041	Telemarketers	6,480	8.78	\$12.15	\$25,262	3.45	\$8.22	\$9.09	\$10.97	\$13.75	\$17.54	\$17,106	\$18,904	\$22,822	\$28,603	\$36,493

Data unavailable

Occupational Code	Occupational Title	Employment Estimate	Employment Percentage Relative Standard Error	Average Hourly Wage	Average Annual Wage	Wage Percentage Relative Standard Error	10th Percentile (Hourly)	25th Percentile (Hourly)	50th Percentile (Hourly)	75th Percentile (Hourly)	90th Percentile (Hourly)	10th Percentile (Annual)	25th Percentile (Annual)	50th Percentile (Annual)	75th Percentile (Annual)	90th Percentile (Annual)
41-9091	Door-to-door sales workers, news and street vendors, and related workers	#	#	\$19.76	\$41,105	14.09	\$12.90	\$14.24	\$19.95	\$22.45	\$25.54	\$26,834	\$29,612	\$41,492	\$46,688	\$53,128
41-9099	Sales and related workers, all other	2,510	6.88	\$15.84	\$32,940	2.33	\$8.76	\$10.76	\$13.89	\$19.71	\$25.17	\$18,224	\$22,376	\$28,901	\$40,999	\$52,360
43-0000	Office and administrative support	358,340	0.93	\$17.18	\$35,744	0.38	\$9.58	\$12.27	\$16.07	\$21.09	\$26.68	\$19,920	\$25,513	\$33,425	\$43,873	\$55,500
43-1011	First-line supervisors/managers of office and administrative support workers	18,420	1.90	\$26.18	\$54,452	0.62	\$15.22	\$19.33	\$24.98	\$31.87	\$39.30	\$31,654	\$40,208	\$51,949	\$66,293	\$81,750
43-2011	Switchboard operators, including answering service	1,920	11.47	\$14.07	\$29,276	2.70	\$9.80	\$10.90	\$12.94	\$15.85	\$20.69	\$20,374	\$22,667	\$26,922	\$32,973	\$43,027
43-2099	Communications equipment operators, all other	#	#	\$19.80	\$41,188	4.42	\$13.54	\$16.15	\$19.69	\$22.88	\$26.80	\$28,167	\$33,596	\$40,949	\$47,583	\$55,735
43-3011	Bill and account collectors	5,240	6.80	\$16.03	\$33,342	3.42	\$9.30	\$12.02	\$15.58	\$18.70	\$23.43	\$19,336	\$24,998	\$32,401	\$38,898	\$48,730
43-3021	Billing and posting clerks and machine operators	6,410	6.71	\$17.49	\$36,380	1.50	\$12.22	\$14.67	\$17.00	\$20.03	\$24.22	\$25,422	\$30,508	\$35,358	\$41,669	\$50,378
43-3031	Bookkeeping, accounting, and auditing clerks	32,030	2.61	\$17.33	\$36,053	0.76	\$9.25	\$12.86	\$16.70	\$21.24	\$26.45	\$19,236	\$26,739	\$34,727	\$44,169	\$55,025
43-3041	Gaming cage workers	360	16.16	\$14.65	\$30,464	1.57	\$11.62	\$12.67	\$14.17	\$16.65	\$18.75	\$24,167	\$26,349	\$29,478	\$34,631	\$38,998
43-3051	Payroll and timekeeping clerks	2,250	5.33	\$20.23	\$42,080	1.65	\$13.51	\$16.59	\$20.20	\$23.73	\$27.75	\$28,094	\$34,497	\$42,016	\$49,366	\$57,712
43-3061	Procurement clerks	820	5.78	\$20.87	\$43,404	2.15	\$13.81	\$17.34	\$20.79	\$24.55	\$28.36	\$28,734	\$36,069	\$43,252	\$51,060	\$58,994
43-3071	Tellers	8,190	3.11	\$13.10	\$27,238	1.75	\$9.95	\$10.74	\$12.17	\$14.39	\$17.87	\$20,703	\$22,342	\$25,310	\$29,930	\$37,169
43-3099	Financial clerks, all other	630	7.58	\$18.41	\$38,295	1.71	\$12.61	\$15.40	\$18.03	\$21.48	\$24.85	\$26,222	\$32,025	\$37,508	\$44,675	\$51,681
43-4011	Brokerage clerks	1,040	10.94	\$22.37	\$46,522	3.77	\$14.09	\$17.11	\$21.42	\$27.51	\$33.17	\$29,303	\$35,581	\$44,551	\$57,218	\$68,988
43-4021	Correspondence clerks	100	17.68	\$20.59	\$42,829	2.23	\$15.94	\$18.28	\$20.37	\$22.49	\$26.28	\$33,160	\$38,015	\$42,379	\$46,769	\$54,668
43-4031	Court, municipal, and license clerks	4,200	1.44	\$18.44	\$38,351	0.71	\$12.70	\$15.12	\$17.77	\$21.61	\$25.75	\$26,414	\$31,449	\$36,965	\$44,169	\$53,559
43-4041	Credit authorizers, checkers, and clerks	440	20.03	\$19.44	\$40,439	3.28	\$12.37	\$14.37	\$18.28	\$24.97	\$28.15	\$25,731	\$29,888	\$38,023	\$51,945	\$58,553
43-4051	Customer service representatives	44,340	4.09	\$16.07	\$33,421	1.21	\$9.69	\$11.95	\$14.66	\$19.13	\$23.86	\$20,160	\$24,856	\$30,503	\$39,800	\$49,639
43-4061	Eligibility interviewers, government programs	2,580	1.85	\$20.36	\$42,349	1.83	\$14.82	\$16.62	\$20.01	\$23.62	\$27.33	\$30,830	\$34,575	\$41,623	\$49,134	\$56,849
43-4071	File clerks	2,390	6.95	\$14.36	\$29,862	1.93	\$8.75	\$10.81	\$13.85	\$17.29	\$21.04	\$18,209	\$22,487	\$28,801	\$35,954	\$43,754
43-4081	Hotel, motel, and resort desk clerks	4,900	5.69	\$11.01	\$22,899	2.46	\$8.10	\$8.80	\$10.35	\$12.82	\$14.75	\$16,854	\$18,298	\$21,536	\$26,675	\$30,682
43-4111	Interviewers, except eligibility and loan	3,630	6.58	\$14.37	\$29,896	2.96	\$8.34	\$9.52	\$14.25	\$17.71	\$21.34	\$17,340	\$19,794	\$29,638	\$36,831	\$44,395
43-4121	Library assistants, clerical	1,160	6.12	\$12.05	\$25,073	2.61	\$8.31	\$9.30	\$11.48	\$14.24	\$17.25	\$17,279	\$19,338	\$23,879	\$29,624	\$35,881
43-4131	Loan interviewers and clerks	2,670	12.14	\$19.87	\$41,338	2.64	\$12.21	\$15.62	\$19.66	\$23.36	\$28.40	\$25,407	\$32,480	\$40,885	\$48,587	\$59,069
43-4141	New accounts clerks	1,000	13.35	\$16.25	\$33,807	1.74	\$11.64	\$13.28	\$15.76	\$18.80	\$22.30	\$24,201	\$27,632	\$32,776	\$39,097	\$46,390
43-4151	Order clerks	3,320	22.04	\$15.63	\$32,509	3.16	\$9.59	\$12.28	\$14.39	\$18.13	\$24.02	\$19,939	\$25,537	\$29,936	\$37,717	\$49,966
43-4161	Human resources assistants, except payroll and timekeeping	2,190	2.41	\$19.13	\$39,784	0.73	\$12.62	\$15.78	\$19.06	\$22.44	\$26.18	\$26,259	\$32,814	\$39,652	\$46,666	\$54,445
43-4171	Receptionists and information clerks	19,450	3.10	\$13.79	\$28,678	0.83	\$8.83	\$10.70	\$13.37	\$16.44	\$19.23	\$18,367	\$22,250	\$27,800	\$34,195	\$39,994
43-4181	Reservation and transportation ticket agents and travel clerks	3,010	11.13	\$14.73	\$30,646	5.21	\$9.76	\$10.72	\$13.08	\$19.33	\$22.56	\$20,295	\$22,300	\$27,213	\$40,215	\$46,924
43-4199	Information and record clerks, all other	6,210	4.85	\$19.35	\$40,249	1.03	\$12.95	\$15.39	\$18.57	\$22.36	\$26.37	\$26,933	\$32,014	\$38,623	\$46,507	\$54,852
43-5011	Cargo and freight agents	500	17.26	\$22.06	\$45,885	4.78	\$12.77	\$16.46	\$21.23	\$28.43	\$33.49	\$26,560	\$34,237	\$44,164	\$59,125	\$69,657
43-5021	Couriers and messengers	1,200	11.23	\$16.27	\$33,832	4.48	\$10.13	\$12.49	\$15.54	\$18.84	\$25.49	\$21,061	\$25,979	\$32,333	\$39,193	\$53,025
43-5031	Police, fire, and ambulance dispatchers	1,890	11.46	\$21.50	\$44,726	1.24	\$15.65	\$18.75	\$21.50	\$25.07	\$27.98	\$32,556	\$39,001	\$44,725	\$52,153	\$58,190
43-5032	Dispatchers, except police, fire, and ambulance	2,550	5.27	\$19.80	\$41,180	1.71	\$11.36	\$14.16	\$19.09	\$24.25	\$29.05	\$23,638	\$29,443	\$39,714	\$50,438	\$60,417
43-5041	Meter readers, utilities	430	14.88	\$22.32	\$46,433	1.81	\$15.66	\$17.99	\$22.41	\$26.34	\$28.83	\$32,565	\$37,421	\$46,603	\$54,797	\$59,962
43-5051	Postal service clerks	1,140	0.00	\$24.67	\$51,321	1.12	\$22.98	\$25.52	\$25.53	\$25.53	\$26.09	\$47,792	\$53,084	\$53,092	\$53,101	\$54,267
43-5052	Postal service mail carriers	4,630	0.00	\$25.57	\$53,182	1.12	\$19.46	\$25.32	\$27.16	\$27.17	\$27.74	\$40,472	\$52,658	\$56,496	\$56,508	\$57,702
43-5053	Postal service mail sorters, processors, and processing machine operators	2,680	0.00	\$22.99	\$47,813	2.37	\$14.60	\$23.99	\$25.52	\$25.53	\$25.98	\$30,371	\$49,894	\$53,085	\$53,098	\$54,028
43-5061	Production, planning, and expediting clerks	2,780	6.44	\$22.80	\$47,419	1.50	\$14.05	\$17.22	\$22.74	\$27.52	\$33.00	\$29,224	\$35,811	\$47,292	\$57,237	\$68,637
43-5071	Shipping, receiving, and traffic clerks	9,440	5.49	\$15.20	\$31,626	0.90	\$9.83	\$11.85	\$14.24	\$17.95	\$22.16	\$20,446	\$24,646	\$29,623	\$37,331	\$46,086
43-5081	Stock clerks and order fillers	30,060	2.33	\$12.70	\$26,408	1.09	\$8.31	\$9.33	\$11.57	\$15.36	\$18.46	\$17,292	\$19,400	\$24,074	\$31,950	\$38,392
43-5111	Weighers, measurers, checkers, and samplers, recordkeeping	540	13.71	\$15.08	\$31,373	3.04	\$9.73	\$10.81	\$13.72	\$18.91	\$22.89	\$20,240	\$22,491	\$28,537	\$39,328	\$47,610

Data unavailable

Occupational Code	Occupational Title	Employment Estimate	Employment Percentage Relative Standard Error	Average Hourly Wage	Average Annual Wage	Wage Percentage Relative Standard Error	10th Percentile (Hourly)	25th Percentile (Hourly)	50th Percentile (Hourly)	75th Percentile (Hourly)	90th Percentile (Hourly)	10th Percentile (Annual)	25th Percentile (Annual)	50th Percentile (Annual)	75th Percentile (Annual)	90th Percentile (Annual)
43-6011	Executive secretaries and administrative assistants	15,540	2.76	\$24.55	\$51,073	1.12	\$15.99	\$19.24	\$23.26	\$28.63	\$35.21	\$33,269	\$40,021	\$48,391	\$59,553	\$73,236
43-6012	Legal secretaries	3,030	8.33	\$22.82	\$47,475	2.84	\$13.47	\$16.47	\$23.59	\$28.74	\$33.56	\$28,015	\$34,249	\$49,064	\$59,782	\$69,803
43-6013	Medical secretaries	7,450	6.33	\$16.20	\$33,695	1.63	\$11.36	\$13.20	\$15.91	\$18.56	\$22.21	\$23,623	\$27,455	\$33,092	\$38,596	\$46,203
43-6014	Secretaries, except legal, medical, and executive	58,560	1.64	\$16.64	\$34,601	0.43	\$10.10	\$12.93	\$16.31	\$20.17	\$23.77	\$21,005	\$26,893	\$33,921	\$41,954	\$49,448
43-9011	Computer operators	550	7.45	\$21.02	\$43,720	1.60	\$14.62	\$17.26	\$20.79	\$24.66	\$28.42	\$30,419	\$35,895	\$43,236	\$51,301	\$59,120
43-9021	Data entry keyers	2,740	9.61	\$15.98	\$33,228	4.84	\$9.82	\$11.85	\$15.04	\$18.24	\$23.56	\$20,424	\$24,640	\$31,276	\$37,946	\$49,001
43-9022	Word processors and typists	600	6.59	\$18.04	\$37,527	2.91	\$11.97	\$14.44	\$17.81	\$21.35	\$25.39	\$24,905	\$30,045	\$37,040	\$44,414	\$52,820
43-9031	Desktop publishers	520	29.52	\$16.64	\$32,534	8.14	\$8.18	\$8.98	\$15.71	\$20.45	\$25.35	\$17,009	\$18,685	\$32,676	\$42,528	\$52,726
43-9041	Insurance claims and policy processing clerks	2,180	13.24	\$20.64	\$42,922	2.49	\$14.96	\$16.99	\$20.35	\$24.09	\$27.75	\$31,110	\$35,345	\$42,336	\$50,101	\$57,713
43-9051	Mail clerks and mail machine operators, except postal service	1,280	15.91	\$14.61	\$30,396	2.57	\$8.74	\$11.46	\$14.58	\$17.58	\$20.51	\$18,182	\$23,832	\$30,318	\$36,569	\$42,664
43-9061	Office clerks, general	26,380	3.24	\$15.91	\$33,099	1.14	\$9.18	\$11.40	\$14.64	\$18.58	\$24.74	\$19,095	\$23,710	\$30,448	\$38,643	\$51,468
43-9071	Office machine operators, except computer	1,140	13.04	\$14.43	\$30,011	1.61	\$10.01	\$11.77	\$13.90	\$16.80	\$19.59	\$20,825	\$24,484	\$28,918	\$34,941	\$40,756
43-9081	Proofreaders and copy markers	60	22.21	\$16.22	\$33,733	3.39	\$11.03	\$13.19	\$15.90	\$18.90	\$22.37	\$22,953	\$27,443	\$33,081	\$39,319	\$46,540
43-9111	Statistical assistants	200	37.08	\$23.04	\$47,924	3.29	\$14.41	\$20.64	\$24.39	\$26.85	\$28.33	\$29,977	\$42,926	\$50,737	\$58,847	\$68,935
43-9199	Office and administrative support workers, all other	1,520	8.80	\$16.57	\$34,459	2.61	\$8.82	\$12.28	\$15.63	\$20.14	\$24.48	\$18,339	\$25,551	\$32,516	\$41,902	\$50,922
45-0000	Farming, fishing, and forestry	3,670	10.57	\$13.47	\$28,015	2.27	\$8.25	\$9.15	\$12.23	\$15.76	\$20.69	\$17,151	\$19,042	\$25,434	\$32,776	\$43,031
45-1011	First-line supervisors/managers of farming, fishing, and forestry workers	120	11.51	\$23.28	\$48,416	3.74	\$12.78	\$16.10	\$21.67	\$28.31	\$37.74	\$26,573	\$33,489	\$45,065	\$58,881	\$78,502
45-2041	Graders and sorters, agricultural products	#	#	\$9.75	\$20,276	3.05	\$7.88	\$8.24	\$8.83	\$9.88	\$13.56	\$16,387	\$17,131	\$18,371	\$20,548	\$28,197
45-2091	Agricultural equipment operators	200	18.50	\$16.62	\$34,575	6.07	\$11.55	\$13.11	\$15.77	\$18.47	\$24.49	\$24,024	\$27,277	\$32,794	\$38,408	\$50,949
45-2092	Farmworkers and laborers, crop, nursery, and greenhouse	2,030	17.59	\$12.36	\$25,718	3.17	\$8.16	\$8.95	\$11.75	\$13.97	\$17.20	\$16,979	\$18,611	\$24,444	\$29,047	\$35,785
45-2093	Farmworkers, farm and ranch animals	690	11.98	\$12.31	\$25,596	3.97	\$8.29	\$9.26	\$11.06	\$15.38	\$17.83	\$17,237	\$19,258	\$23,014	\$31,985	\$37,082
45-2099	Agricultural workers, all other	40	37.72	\$17.30	\$35,990	4.67	\$12.60	\$14.77	\$16.89	\$19.58	\$23.14	\$26,200	\$30,722	\$35,132	\$40,719	\$48,124
45-4022	Logging equipment operators	100	16.55	\$16.92	\$35,189	5.30	\$8.89	\$10.80	\$16.53	\$22.05	\$26.83	\$18,490	\$22,459	\$34,392	\$45,860	\$55,811
47-0000	Construction and extraction	105,010	1.57	\$21.12	\$43,926	0.80	\$12.19	\$15.13	\$19.20	\$25.90	\$32.89	\$25,353	\$31,477	\$39,938	\$53,878	\$68,402
47-1011	First-line supervisors/managers of construction trades and extraction workers	10,300	3.39	\$32.05	\$66,670	1.10	\$19.74	\$24.50	\$30.38	\$38.46	\$47.09	\$41,051	\$50,961	\$63,198	\$79,992	\$97,953
47-2011	Boilermakers	130	23.84	\$29.17	\$60,665	4.46	\$19.51	\$24.32	\$30.01	\$34.72	\$39.84	\$40,577	\$50,579	\$62,427	\$72,217	\$82,877
47-2021	Brickmasons and blockmasons	1,180	16.40	\$22.44	\$46,681	4.66	\$13.81	\$18.73	\$22.45	\$26.98	\$30.50	\$28,723	\$38,950	\$46,705	\$56,124	\$63,444
47-2022	Stonemasons	160	35.15	\$18.16	\$37,765	3.17	\$14.04	\$15.78	\$17.78	\$20.65	\$22.77	\$29,202	\$32,825	\$36,978	\$42,945	\$47,352
47-2031	Carpenters	10,960	5.97	\$19.37	\$40,295	2.45	\$12.27	\$14.18	\$18.42	\$23.43	\$28.28	\$25,529	\$29,496	\$38,317	\$48,727	\$58,823
47-2041	Carpet installers	320	31.84	\$18.04	\$37,533	6.72	\$9.04	\$12.67	\$17.80	\$23.67	\$27.28	\$18,804	\$26,353	\$37,023	\$49,230	\$56,734
47-2042	Floor layers, except carpet, wood, and hard tiles	210	41.03	\$13.25	\$27,569	13.60	\$8.35	\$9.42	\$11.35	\$17.01	\$20.69	\$17,373	\$19,597	\$23,614	\$35,378	\$43,044
47-2043	Floor sanders and finishers	70	41.58	\$18.58	\$38,638	10.50	\$12.32	\$13.38	\$15.38	\$23.66	\$32.30	\$25,621	\$27,834	\$31,992	\$49,212	\$67,176
47-2044	Tile and marble setters	620	27.56	\$20.63	\$42,911	6.04	\$11.62	\$13.55	\$17.92	\$26.39	\$37.00	\$24,180	\$28,178	\$37,282	\$54,894	\$76,968
47-2051	Cement masons and concrete finishers	4,260	8.35	\$17.20	\$35,778	2.34	\$11.05	\$13.90	\$16.75	\$20.28	\$24.05	\$22,975	\$28,917	\$34,831	\$42,173	\$50,034
47-2061	Construction laborers	15,110	5.38	\$15.22	\$31,654	1.27	\$10.05	\$12.30	\$14.82	\$17.53	\$20.92	\$20,903	\$25,587	\$30,826	\$36,466	\$43,520
47-2071	Paving, surfacing, and tamping equipment operators	1,310	9.86	\$18.48	\$38,429	2.03	\$11.90	\$14.81	\$18.40	\$22.02	\$25.96	\$24,757	\$30,798	\$38,265	\$45,797	\$54,005
47-2072	Pile-driver operators	30	47.44	\$23.17	\$48,190	5.97	\$13.42	\$16.92	\$21.86	\$28.83	\$35.16	\$27,923	\$35,184	\$45,478	\$59,963	\$73,131
47-2073	Operating engineers and other construction equipment operators	6,650	6.70	\$21.30	\$44,296	1.57	\$15.10	\$16.95	\$20.47	\$25.05	\$29.09	\$31,407	\$35,258	\$42,579	\$52,107	\$60,504
47-2081	Drywall and ceiling tile installers	2,340	7.16	\$18.71	\$38,920	3.82	\$11.26	\$15.20	\$17.97	\$22.62	\$26.68	\$23,431	\$31,620	\$37,371	\$47,053	\$55,492
47-2082	Tapers	490	43.76	\$19.64	\$40,860	2.37	\$15.10	\$16.68	\$19.27	\$21.66	\$24.14	\$31,406	\$34,685	\$40,086	\$45,052	\$50,203
47-2111	Electricians	11,930	5.50	\$23.85	\$49,616	2.30	\$13.97	\$17.41	\$23.61	\$29.07	\$34.96	\$29,061	\$36,221	\$49,103	\$60,472	\$72,725
47-2121	Glaziers	1,110	20.11	\$21.79	\$45,316	4.90	\$13.09	\$16.37	\$20.72	\$27.81	\$33.10	\$27,222	\$34,041	\$43,107	\$57,853	\$68,838
47-2131	Insulation workers, floor, ceiling, and wall	650	30.02	\$13.57	\$28,220	4.59	\$9.28	\$10.74	\$13.17	\$16.07	\$18.11	\$19,305	\$22,337	\$27,387	\$33,418	\$37,670
47-2132	Insulation workers, mechanical	420	27.31	\$17.60	\$36,603	2.18	\$12.42	\$14.02	\$16.51	\$19.63	\$24.92	\$25,826	\$29,163	\$34,338	\$40,833	\$51,825

Data unavailable

Occupational Code	Occupational Title	Employment Estimate	Employment Percentage Relative Standard Error	Average Hourly Wage	Average Annual Wage	Wage Percentage Relative Standard Error	10th Percentile (Hourly)	25th Percentile (Hourly)	50th Percentile (Hourly)	75th Percentile (Hourly)	90th Percentile (Hourly)	10th Percentile (Annual)	25th Percentile (Annual)	50th Percentile (Annual)	75th Percentile (Annual)	90th Percentile (Annual)
47-2141	Painters, construction and maintenance	3,010	4.73	\$16.94	\$35,234	2.70	\$10.56	\$14.12	\$16.99	\$20.21	\$22.75	\$21,971	\$29,379	\$35,342	\$42,041	\$47,314
47-2151	Pipelayers	1,240	17.51	\$18.45	\$38,366	2.97	\$12.80	\$14.58	\$17.41	\$21.53	\$26.49	\$26,624	\$30,325	\$36,219	\$44,790	\$55,091
47-2152	Plumbers, pipefitters, and steamfitters	6,740	6.03	\$22.52	\$46,835	2.12	\$13.45	\$16.75	\$22.43	\$27.38	\$33.09	\$27,972	\$34,837	\$46,659	\$56,960	\$68,824
47-2161	Plasterers and stucco masons	360	28.04	\$15.07	\$31,344	5.47	\$11.25	\$12.73	\$14.72	\$17.07	\$18.69	\$23,404	\$26,477	\$30,624	\$35,506	\$38,876
47-2171	Reinforcing iron and rebar workers	#	#	\$18.91	\$39,336	10.15	\$14.04	\$15.58	\$17.55	\$20.81	\$25.46	\$29,212	\$32,407	\$36,499	\$43,293	\$52,950
47-2181	Roofers	2,510	7.88	\$18.66	\$38,802	5.18	\$12.03	\$14.86	\$17.84	\$21.59	\$27.86	\$25,017	\$30,907	\$37,113	\$44,914	\$57,939
47-2211	Sheet metal workers	2,080	15.35	\$23.08	\$48,011	4.09	\$13.31	\$16.91	\$22.00	\$30.24	\$34.32	\$27,687	\$35,166	\$45,766	\$62,901	\$71,395
47-2221	Structural iron and steel workers	1,000	14.95	\$21.49	\$44,689	1.89	\$15.21	\$17.15	\$20.78	\$25.63	\$28.83	\$31,640	\$35,681	\$43,230	\$53,307	\$59,962
47-2231	Solar photovoltaic installers	130	35.72	\$16.28	\$33,857	5.72	\$12.45	\$13.58	\$15.67	\$18.13	\$21.24	\$25,897	\$28,248	\$32,592	\$37,719	\$44,173
47-3011	Helpers--brickmasons, blockmasons, stonemasons, and tile and marble setters	200	25.16	\$14.80	\$30,785	2.43	\$11.91	\$12.66	\$13.91	\$16.17	\$18.51	\$24,778	\$26,334	\$28,927	\$33,639	\$38,500
47-3012	Helpers--carpenters	220	18.39	\$14.26	\$29,659	3.99	\$9.52	\$10.88	\$13.97	\$17.03	\$19.84	\$19,806	\$22,630	\$29,055	\$35,418	\$41,271
47-3013	Helpers--electricians	560	20.29	\$15.25	\$31,722	4.92	\$9.13	\$12.71	\$15.65	\$17.61	\$20.09	\$18,994	\$26,430	\$32,554	\$36,628	\$41,787
47-3014	Helpers--painters, paperhangers, plasterers, and stucco masons	260	37.86	\$11.89	\$24,741	4.10	\$9.54	\$10.08	\$10.98	\$13.05	\$16.45	\$19,843	\$20,965	\$22,835	\$27,148	\$34,226
47-3015	Helpers--pipelayers, plumbers, pipefitters, and steamfitters	430	31.02	\$13.77	\$28,650	6.92	\$8.31	\$9.33	\$15.31	\$17.18	\$18.33	\$17,279	\$19,397	\$31,837	\$35,742	\$38,121
47-3016	Helpers--roofers	310	21.50	\$12.69	\$26,399	4.20	\$8.82	\$10.69	\$12.73	\$14.27	\$16.84	\$18,346	\$22,231	\$26,484	\$29,686	\$35,027
47-3019	Helpers, construction trades, all other	110	20.62	\$14.35	\$29,843	5.00	\$10.29	\$12.27	\$14.45	\$16.59	\$17.96	\$21,412	\$25,514	\$30,054	\$34,513	\$37,362
47-4011	Construction and building inspectors	1,630	14.44	\$28.27	\$58,798	1.84	\$19.71	\$24.05	\$27.48	\$32.77	\$39.06	\$40,995	\$50,033	\$57,168	\$68,161	\$81,246
47-4021	Elevator installers and repairers	220	22.40	\$32.43	\$67,444	4.22	\$16.66	\$25.09	\$36.41	\$41.02	\$43.78	\$34,658	\$52,195	\$75,734	\$85,326	\$91,063
47-4031	Fence erectors	#	#	\$12.91	\$26,846	6.81	\$9.86	\$10.57	\$11.95	\$14.82	\$17.54	\$20,501	\$21,979	\$24,862	\$30,835	\$36,488
47-4041	Hazardous materials removal workers	730	18.05	\$17.85	\$37,119	2.18	\$13.27	\$15.17	\$17.03	\$19.48	\$22.48	\$27,600	\$31,559	\$35,426	\$40,509	\$46,755
47-4051	Highway maintenance workers	2,430	2.63	\$19.49	\$40,546	0.87	\$14.56	\$16.73	\$19.67	\$22.12	\$25.51	\$30,284	\$34,794	\$40,910	\$46,009	\$53,058
47-4061	Rail-track laying and maintenance equipment operators	140	33.02	\$22.93	\$47,695	4.58	\$15.25	\$20.19	\$24.32	\$27.00	\$28.60	\$31,721	\$41,992	\$50,584	\$56,151	\$59,491
47-4071	Septic tank servicers and sewer pipe cleaners	550	19.85	\$18.37	\$38,207	3.90	\$10.95	\$14.17	\$17.52	\$23.20	\$27.09	\$22,775	\$29,467	\$36,445	\$48,266	\$56,342
47-4099	Construction and related workers, all other	680	21.10	\$17.37	\$36,127	4.58	\$11.97	\$14.07	\$16.68	\$19.79	\$23.79	\$24,900	\$29,258	\$34,685	\$41,160	\$49,489
47-5011	Derrick operators, oil and gas	640	31.45	\$24.69	\$51,360	2.38	\$18.20	\$21.28	\$24.89	\$27.79	\$31.42	\$37,855	\$44,263	\$51,777	\$57,801	\$65,356
47-5012	Rotary drill operators, oil and gas	1,280	15.76	\$28.24	\$58,745	4.04	\$16.02	\$20.70	\$28.00	\$34.43	\$40.96	\$33,319	\$43,056	\$58,236	\$71,613	\$85,187
47-5013	Service unit operators, oil, gas, and mining	3,540	11.88	\$23.25	\$48,370	5.25	\$13.76	\$16.24	\$19.59	\$24.88	\$32.55	\$28,617	\$33,770	\$40,754	\$51,744	\$67,711
47-5021	Earth drillers, except oil and gas	480	32.80	\$20.29	\$42,194	7.14	\$14.47	\$16.32	\$19.56	\$24.62	\$27.44	\$30,096	\$33,952	\$40,691	\$51,214	\$57,069
47-5031	Explosives workers, ordnance handling experts, and blasters	130	19.02	#	#	#	#	#	#	#	#	#	#	#	#	#
47-5041	Continuous mining machine operators	820	3.21	\$28.38	\$59,024	4.62	\$19.85	\$24.67	\$30.33	\$33.60	\$35.56	\$41,289	\$51,324	\$63,081	\$69,885	\$73,967
47-5042	Mine cutting and channeling machine operators	340	12.90	\$26.21	\$54,527	3.12	\$16.49	\$21.51	\$27.42	\$31.97	\$34.77	\$34,290	\$44,748	\$57,029	\$66,494	\$72,314
47-5049	Mining machine operators, all other	#	#	\$27.41	\$57,004	7.10	\$19.30	\$24.04	\$26.82	\$31.19	\$35.97	\$40,138	\$50,009	\$55,791	\$64,876	\$74,820
47-5051	Rock splitters, quarry	110	46.45	\$14.47	\$30,090	3.81	\$11.35	\$12.58	\$14.11	\$16.45	\$18.35	\$23,610	\$26,158	\$29,346	\$34,220	\$38,161
47-5061	Roof bolters, mining	140	13.60	\$27.61	\$57,425	3.15	\$23.70	\$25.07	\$27.37	\$30.21	\$33.93	\$49,286	\$52,154	\$56,933	\$62,843	\$70,581
47-5071	Roustabouts, oil and gas	2,780	15.35	\$19.14	\$39,806	2.96	\$12.56	\$15.02	\$17.42	\$24.02	\$27.88	\$26,135	\$31,242	\$36,230	\$49,958	\$57,999
47-5081	Helpers--extraction workers	610	14.42	\$16.37	\$34,060	4.13	\$12.11	\$13.14	\$14.99	\$17.92	\$24.96	\$25,199	\$27,331	\$31,180	\$37,273	\$51,913
47-5099	Extraction workers, all other	110	10.52	\$18.49	\$38,457	1.45	\$13.40	\$15.27	\$16.93	\$19.37	\$26.30	\$27,867	\$31,769	\$35,208	\$40,283	\$54,697
49-0000	Installation, maintenance, and repair	85,050	1.80	\$21.74	\$45,211	0.65	\$11.16	\$15.04	\$20.67	\$27.62	\$34.23	\$23,210	\$31,291	\$42,999	\$57,448	\$71,208
49-1011	First-line supervisors/managers of mechanics, installers, and repairers	6,490	3.19	\$31.43	\$65,370	1.42	\$19.79	\$24.27	\$29.67	\$37.07	\$44.90	\$41,157	\$50,483	\$61,719	\$77,097	\$93,387
49-2011	Computer, automated teller, and office machine repairers	1,770	10.41	\$19.72	\$41,022	2.95	\$11.66	\$14.25	\$19.05	\$24.61	\$29.12	\$24,255	\$29,633	\$39,615	\$51,180	\$60,560
49-2021	Radio mechanics	320	27.71	\$22.91	\$47,644	8.56	\$10.36	\$14.73	\$23.90	\$29.83	\$34.94	\$21,555	\$30,640	\$49,722	\$62,053	\$72,670

Data unavailable

Occupational Code	Occupational Title	Employment Estimate	Employment Percentage Relative Standard Error	Average Hourly Wage	Average Annual Wage	Wage Percentage Relative Standard Error	10th Percentile (Hourly)	25th Percentile (Hourly)	50th Percentile (Hourly)	75th Percentile (Hourly)	90th Percentile (Hourly)	10th Percentile (Annual)	25th Percentile (Annual)	50th Percentile (Annual)	75th Percentile (Annual)	90th Percentile (Annual)
49-2022	Telecommunications equipment installers and repairers, except line installers	4,410	7.52	\$28.58	\$59,438	1.80	\$17.31	\$24.94	\$30.56	\$33.69	\$35.56	\$35,999	\$51,882	\$63,561	\$70,069	\$73,974
49-2091	Avionics technicians	290	31.97	\$24.87	\$51,723	4.82	\$14.68	\$19.95	\$25.50	\$31.14	\$34.51	\$30,527	\$41,495	\$53,036	\$64,781	\$71,790
49-2092	Electric motor, power tool, and related repairers	320	28.76	\$15.44	\$32,119	8.67	\$9.08	\$10.56	\$15.64	\$18.77	\$22.71	\$18,878	\$21,962	\$32,537	\$39,042	\$47,236
49-2093	Electrical and electronics installers and repairers, transportation equipment	400	34.13	\$26.82	\$55,786	5.73	\$16.69	\$23.06	\$28.02	\$32.80	\$35.55	\$34,714	\$47,967	\$58,281	\$68,227	\$73,944
49-2094	Electrical and electronics repairers, commercial and industrial equipment	1,300	12.41	\$26.68	\$55,497	2.33	\$18.78	\$21.83	\$26.27	\$31.17	\$36.18	\$39,054	\$45,407	\$54,635	\$64,829	\$75,253
49-2095	Electrical and electronics repairers, powerhouse, substation, and relay	320	10.76	\$33.78	\$70,269	3.51	\$23.57	\$29.40	\$34.79	\$40.16	\$43.74	\$49,034	\$61,160	\$72,353	\$83,527	\$90,975
49-2096	Electronic equipment installers and repairers, motor vehicles	270	25.88	\$16.08	\$33,445	3.87	\$10.10	\$13.18	\$16.25	\$18.93	\$22.03	\$21,003	\$27,405	\$33,800	\$39,365	\$45,820
49-2097	Electronic home entertainment equipment installers and repairers	580	21.51	\$17.40	\$36,195	4.32	\$10.98	\$13.40	\$17.07	\$20.87	\$22.99	\$22,840	\$27,862	\$35,506	\$43,400	\$47,811
49-2098	Security and fire alarm systems installers	610	17.81	\$24.01	\$49,947	3.29	\$15.39	\$19.15	\$24.22	\$29.20	\$33.75	\$32,016	\$39,830	\$50,370	\$60,728	\$70,209
49-3011	Aircraft mechanics and service technicians	1,820	17.69	\$29.15	\$60,640	3.06	\$16.83	\$23.44	\$30.62	\$35.05	\$40.12	\$34,999	\$48,762	\$63,681	\$72,907	\$83,446
49-3021	Automotive body and related repairers	2,280	12.30	\$19.82	\$41,235	5.95	\$8.60	\$10.79	\$19.91	\$25.45	\$32.93	\$17,886	\$22,450	\$41,419	\$52,938	\$68,492
49-3022	Automotive glass installers and repairers	#	#	\$17.10	\$35,577	7.47	\$12.41	\$13.93	\$16.95	\$20.49	\$22.39	\$25,806	\$28,972	\$35,257	\$42,626	\$46,580
49-3023	Automotive service technicians and mechanics	11,550	4.75	\$19.23	\$39,995	1.69	\$10.13	\$13.24	\$18.12	\$23.64	\$30.04	\$21,078	\$27,549	\$37,692	\$49,163	\$62,479
49-3031	Bus and truck mechanics and diesel engine specialists	4,540	7.46	\$21.65	\$45,029	1.68	\$13.72	\$17.22	\$21.27	\$26.02	\$30.19	\$28,528	\$35,807	\$44,235	\$54,118	\$62,804
49-3041	Farm equipment mechanics	370	18.74	\$18.92	\$39,352	2.97	\$14.38	\$16.10	\$18.54	\$21.82	\$24.58	\$29,912	\$33,489	\$38,561	\$45,376	\$51,120
49-3042	Mobile heavy equipment mechanics, except engines	2,590	7.66	\$23.72	\$49,336	1.23	\$16.73	\$20.00	\$23.65	\$27.73	\$31.57	\$34,792	\$41,600	\$49,182	\$57,677	\$65,670
49-3043	Rail car repairers	430	23.70	\$18.58	\$38,641	6.95	\$11.07	\$13.36	\$17.41	\$24.38	\$27.70	\$23,020	\$27,788	\$36,221	\$50,714	\$57,606
49-3051	Motorboat mechanics	230	36.52	\$17.06	\$35,483	11.27	\$10.07	\$11.65	\$16.81	\$20.24	\$22.31	\$20,953	\$24,224	\$34,968	\$42,100	\$46,403
49-3052	Motorcycle mechanics	330	21.92	\$16.60	\$34,521	3.40	\$10.29	\$12.33	\$15.34	\$20.26	\$23.26	\$21,402	\$25,651	\$31,899	\$42,132	\$48,387
49-3053	Outdoor power equipment and other small engine mechanics	510	18.81	\$17.30	\$35,975	1.96	\$11.37	\$14.90	\$16.90	\$19.67	\$24.46	\$23,655	\$30,983	\$35,144	\$40,922	\$50,884
49-3091	Bicycle repairers	740	27.34	\$14.26	\$29,665	6.53	\$10.33	\$12.00	\$13.48	\$15.59	\$19.60	\$21,490	\$24,954	\$28,039	\$32,436	\$40,776
49-3092	Recreational vehicle service technicians	#	#	\$20.72	\$43,097	3.04	\$11.80	\$13.86	\$20.35	\$26.97	\$31.24	\$24,538	\$28,831	\$42,322	\$56,101	\$64,984
49-3093	Tire repairers and changers	2,430	12.61	\$12.98	\$26,997	3.68	\$8.76	\$10.03	\$11.88	\$14.46	\$19.39	\$18,229	\$20,865	\$24,718	\$30,074	\$40,341
49-9011	Mechanical door repairers	110	37.33	\$18.97	\$39,451	8.98	\$12.60	\$15.15	\$17.22	\$22.64	\$28.59	\$26,210	\$31,518	\$35,814	\$47,087	\$59,472
49-9012	Control and valve installers and repairers, except mechanical door	970	10.62	\$30.51	\$63,465	4.23	\$18.56	\$22.93	\$29.92	\$36.53	\$43.21	\$38,599	\$47,686	\$62,235	\$75,978	\$89,870
49-9021	Heating, air conditioning, and refrigeration mechanics and installers	3,650	11.92	\$23.29	\$48,441	2.42	\$15.22	\$18.51	\$22.78	\$27.88	\$33.24	\$31,662	\$38,491	\$47,390	\$57,990	\$69,138
49-9031	Home appliance repairers	560	19.95	\$17.68	\$36,770	5.34	\$10.65	\$12.92	\$16.37	\$20.74	\$27.72	\$22,145	\$26,882	\$34,055	\$43,129	\$57,656
49-9041	Industrial machinery mechanics	4,660	6.45	\$24.23	\$50,388	1.25	\$15.34	\$19.22	\$24.40	\$29.04	\$34.12	\$31,903	\$39,973	\$50,750	\$60,407	\$70,975
49-9043	Maintenance workers, machinery	580	16.40	\$21.27	\$44,237	3.12	\$12.64	\$16.41	\$21.47	\$26.25	\$28.99	\$26,296	\$34,141	\$44,664	\$54,610	\$60,303
49-9044	Millwrights	240	22.20	\$24.76	\$51,495	5.09	\$16.00	\$19.48	\$23.89	\$29.44	\$35.61	\$33,284	\$40,520	\$49,689	\$61,236	\$74,072
49-9051	Electrical power-line installers and repairers	2,340	8.48	\$31.81	\$66,172	2.06	\$19.99	\$25.59	\$33.17	\$39.28	\$43.21	\$41,571	\$53,234	\$68,989	\$81,697	\$89,868
49-9052	Telecommunications line installers and repairers	1,390	39.86	\$22.74	\$47,299	7.26	\$13.55	\$16.46	\$21.69	\$29.65	\$34.20	\$28,184	\$34,230	\$45,118	\$61,675	\$71,129
49-9061	Camera and photographic equipment repairers	60	38.56	\$17.71	\$36,843	7.34	\$12.21	\$13.10	\$14.87	\$22.80	\$26.32	\$25,392	\$27,258	\$30,931	\$47,432	\$54,751
49-9062	Medical equipment repairers	760	17.64	\$21.36	\$44,435	2.88	\$13.62	\$16.18	\$19.86	\$26.36	\$31.68	\$28,339	\$33,656	\$41,317	\$54,828	\$65,901
49-9063	Musical instrument repairers and tuners	#	#	\$13.72	\$28,530	11.14	\$8.09	\$8.77	\$15.19	\$17.61	\$20.53	\$16,833	\$18,245	\$31,597	\$36,623	\$42,694
49-9069	Precision instrument and equipment repairers, all other	90	12.43	\$27.26	\$56,696	4.85	\$13.83	\$19.84	\$28.46	\$34.94	\$39.53	\$28,760	\$41,268	\$59,204	\$72,678	\$82,214
49-9071	Maintenance and repair workers, general	19,600	3.00	\$17.87	\$37,167	0.94	\$10.15	\$13.01	\$16.96	\$21.89	\$27.33	\$21,113	\$27,068	\$35,269	\$45,529	\$56,850
49-9081	Wind turbine service technicians	310	34.05	\$23.71	\$49,326	2.67	\$19.37	\$20.87	\$23.38	\$26.81	\$28.92	\$40,298	\$43,408	\$48,640	\$55,759	\$60,155

Data unavailable

Occupational Code	Occupational Title	Employment Estimate	Employment Percentage Relative Standard Error	Average Hourly Wage	Average Annual Wage	Wage Percentage Relative Standard Error	10th Percentile (Hourly)	25th Percentile (Hourly)	50th Percentile (Hourly)	75th Percentile (Hourly)	90th Percentile (Hourly)	10th Percentile (Annual)	25th Percentile (Annual)	50th Percentile (Annual)	75th Percentile (Annual)	90th Percentile (Annual)
49-9091	Coin, vending, and amusement machine servicers and repairers	530	14.93	\$16.23	\$33,750	2.99	\$9.97	\$12.85	\$15.92	\$19.27	\$22.79	\$20,745	\$26,720	\$33,107	\$40,078	\$47,404
49-9094	Locksmiths and safe repairers	300	22.02	\$16.80	\$34,937	6.36	\$8.53	\$11.74	\$16.72	\$22.02	\$26.16	\$17,743	\$24,417	\$34,771	\$45,812	\$54,413
49-9096	Riggers	#	#	\$21.83	\$45,405	3.75	\$16.99	\$19.25	\$21.29	\$23.42	\$28.31	\$35,346	\$40,044	\$44,286	\$48,704	\$58,895
49-9097	Signal and track switch repairers	100	32.87	\$26.45	\$55,022	2.76	\$20.96	\$24.38	\$26.51	\$28.64	\$33.33	\$43,604	\$50,708	\$55,143	\$59,579	\$69,334
49-9098	Helpers--installation, maintenance, and repair workers	810	8.87	\$14.50	\$30,169	2.50	\$8.80	\$11.18	\$14.09	\$17.20	\$20.16	\$18,313	\$23,255	\$29,304	\$35,768	\$41,938
49-9099	Installation, maintenance, and repair workers, all other	2,250	12.24	\$17.76	\$36,942	3.15	\$9.47	\$12.15	\$16.53	\$23.30	\$27.74	\$19,704	\$25,272	\$34,381	\$48,466	\$57,708
51-0000	Production	94,680	3.32	\$17.07	\$35,501	1.03	\$9.13	\$11.26	\$15.28	\$20.81	\$28.02	\$18,992	\$23,419	\$31,793	\$43,288	\$58,281
51-1011	First-line supervisors/managers of production and operating workers	5,610	3.42	\$30.68	\$63,813	0.96	\$17.43	\$22.24	\$29.11	\$37.77	\$46.48	\$36,250	\$46,250	\$60,555	\$78,553	\$96,675
51-2011	Aircraft structure, surfaces, rigging, and systems assemblers	#	#	\$22.73	\$47,287	5.10	\$15.06	\$17.32	\$21.23	\$29.63	\$33.84	\$31,319	\$36,019	\$44,165	\$61,630	\$70,382
51-2021	Coil winders, tapers, and finishers	60	29.50	\$17.24	\$35,868	16.48	\$9.47	\$10.54	\$13.61	\$20.72	\$33.83	\$19,695	\$21,927	\$28,299	\$43,097	\$70,358
51-2022	Electrical and electronic equipment assemblers	3,580	9.63	\$15.55	\$32,348	2.29	\$9.55	\$11.43	\$14.53	\$18.15	\$23.10	\$19,862	\$23,783	\$30,223	\$37,743	\$48,039
51-2023	Electromechanical equipment assemblers	1,920	6.60	\$16.26	\$33,819	2.53	\$12.36	\$13.97	\$16.15	\$17.97	\$20.81	\$25,704	\$29,068	\$33,593	\$37,384	\$43,293
51-2031	Engine and other machine assemblers	1,060	13.77	\$18.19	\$37,827	6.44	\$15.08	\$15.88	\$17.20	\$18.53	\$22.91	\$31,369	\$33,022	\$35,777	\$38,534	\$47,650
51-2041	Structural metal fabricators and fitters	1,000	14.87	\$20.24	\$42,108	3.93	\$12.72	\$15.97	\$19.53	\$22.83	\$30.74	\$26,460	\$33,221	\$40,613	\$47,478	\$63,938
51-2091	Fiberglass laminators and fabricators	30	35.04	\$14.59	\$30,346	16.67	\$8.17	\$8.95	\$13.67	\$20.28	\$22.29	\$16,984	\$18,622	\$28,428	\$42,176	\$46,354
51-2092	Team assemblers	5,550	8.36	\$13.77	\$28,644	2.04	\$8.45	\$9.90	\$13.01	\$16.67	\$20.46	\$17,584	\$20,600	\$27,070	\$34,684	\$42,553
51-2099	Assemblers and fabricators, all other	2,820	14.86	\$13.16	\$27,381	1.72	\$9.62	\$10.76	\$12.63	\$14.47	\$17.39	\$20,012	\$22,389	\$26,280	\$30,099	\$36,167
51-3011	Bakers	2,760	8.66	\$12.22	\$25,421	2.50	\$8.32	\$9.33	\$11.52	\$14.35	\$17.84	\$17,304	\$19,417	\$23,964	\$29,852	\$37,117
51-3021	Butchers and meat cutters	3,100	15.12	\$14.24	\$29,618	3.21	\$8.74	\$10.43	\$13.42	\$17.70	\$21.44	\$18,184	\$21,691	\$27,920	\$36,818	\$44,597
51-3022	Meat, poultry, and fish cutters and trimmers	#	#	\$11.15	\$23,185	1.84	\$8.72	\$9.88	\$10.94	\$12.17	\$14.26	\$18,137	\$20,553	\$22,749	\$25,314	\$29,666
51-3023	Slaughterers and meat packers	990	31.34	\$12.32	\$25,632	4.95	\$8.63	\$9.89	\$11.31	\$14.47	\$17.59	\$17,956	\$20,579	\$23,533	\$30,091	\$36,597
51-3091	Food and tobacco roasting, baking, and drying machine operators and tenders	170	27.35	\$15.88	\$33,036	5.01	\$9.64	\$12.84	\$16.06	\$19.63	\$21.83	\$20,045	\$26,712	\$33,402	\$40,824	\$45,411
51-3092	Food batchmakers	1,800	16.09	\$12.71	\$26,442	4.63	\$8.10	\$8.78	\$11.47	\$15.38	\$18.27	\$16,843	\$18,270	\$23,854	\$31,992	\$37,995
51-3093	Food cooking machine operators and tenders	200	22.56	\$14.60	\$30,373	6.08	\$8.85	\$10.57	\$14.08	\$18.14	\$21.60	\$18,413	\$21,995	\$29,288	\$37,724	\$44,927
51-3099	Food processing workers, all other	1,100	28.34	\$14.45	\$30,061	8.58	\$9.15	\$10.50	\$13.07	\$18.79	\$22.10	\$19,024	\$21,845	\$27,176	\$39,075	\$45,975
51-4011	Computer-controlled machine tool operators, metal and plastic	1,140	15.94	\$18.63	\$38,741	3.26	\$12.07	\$14.40	\$17.93	\$22.42	\$26.85	\$25,115	\$29,956	\$37,287	\$46,629	\$55,841
51-4012	Numerical tool and process control programmers	160	26.11	\$22.25	\$46,276	5.83	\$11.27	\$13.74	\$24.09	\$28.90	\$33.75	\$23,440	\$28,575	\$50,115	\$60,104	\$70,208
51-4021	Extruding and drawing machine setters, operators, and tenders, metal and plastic	310	22.43	\$17.11	\$35,590	5.55	\$11.93	\$14.23	\$16.75	\$19.55	\$22.29	\$24,817	\$29,604	\$34,831	\$40,672	\$46,359
51-4022	Forging machine setters, operators, and tenders, metal and plastic	320	14.69	\$18.39	\$38,242	7.45	\$10.93	\$13.44	\$19.05	\$22.98	\$26.31	\$22,730	\$27,962	\$39,618	\$47,805	\$54,731
51-4023	Rolling machine setters, operators, and tenders, metal and plastic	110	8.85	#	#	#	#	#	#	#	#	#	#	#	#	#
51-4031	Cutting, punching, and press machine setters, operators, and tenders, metal and plastic	1,050	10.18	\$16.20	\$33,693	3.09	\$10.91	\$12.77	\$15.31	\$19.06	\$23.28	\$22,699	\$26,570	\$31,842	\$39,647	\$48,431
51-4032	Drilling and boring machine tool setters, operators, and tenders, metal and plastic	250	45.42	\$23.71	\$49,314	12.90	\$12.38	\$15.39	\$20.17	\$31.38	\$42.53	\$25,757	\$32,007	\$41,949	\$65,267	\$88,452
51-4033	Grinding, lapping, polishing, and buffing machine tool setters, operators, and tenders, metal and plastic	540	18.86	\$15.18	\$31,567	2.29	\$9.96	\$11.77	\$14.56	\$18.38	\$21.55	\$20,716	\$24,480	\$30,293	\$38,240	\$44,816
51-4034	Lathe and turning machine tool setters, operators, and tenders, metal and plastic	260	46.38	\$19.82	\$41,225	3.26	\$11.31	\$15.09	\$18.25	\$22.66	\$32.02	\$23,526	\$31,397	\$37,964	\$47,142	\$66,612

Data unavailable

Occupational Code	Occupational Title	Employment Estimate	Employment Percentage Relative Standard Error	Average Hourly Wage	Average Annual Wage	Wage Percentage Relative Standard Error	10th Percentile (Hourly)	25th Percentile (Hourly)	50th Percentile (Hourly)	75th Percentile (Hourly)	90th Percentile (Hourly)	10th Percentile (Annual)	25th Percentile (Annual)	50th Percentile (Annual)	75th Percentile (Annual)	90th Percentile (Annual)
51-4035	Milling and planing machine setters, operators, and tenders, metal and plastic	310	43.21	\$16.40	\$34,114	2.50	\$10.52	\$12.28	\$16.24	\$20.17	\$22.71	\$21,886	\$25,541	\$33,776	\$41,960	\$47,239
51-4041	Machinists	4,160	8.30	\$20.35	\$42,337	2.21	\$12.03	\$14.85	\$19.81	\$25.24	\$29.88	\$25,024	\$30,879	\$41,209	\$52,502	\$62,159
51-4051	Metal-refining furnace operators and tenders	50	8.65	\$17.21	\$35,802	4.98	\$10.25	\$14.98	\$17.42	\$20.39	\$22.42	\$21,312	\$31,168	\$36,240	\$42,411	\$46,640
51-4052	Pourers and casters, metal	70	23.35	\$17.77	\$36,967	5.69	\$12.09	\$13.56	\$17.55	\$21.61	\$25.39	\$25,146	\$28,194	\$36,501	\$44,943	\$52,818
51-4061	Model makers, metal and plastic	#	#	\$20.16	\$41,934	5.81	\$10.18	\$11.33	\$18.73	\$27.50	\$32.37	\$21,178	\$23,567	\$38,961	\$57,198	\$67,328
51-4062	Patternmakers, metal and plastic	20	45.73	\$14.73	\$30,640	16.98	\$9.95	\$10.70	\$15.00	\$17.19	\$23.43	\$20,701	\$22,257	\$31,191	\$35,764	\$48,733
51-4071	Foundry mold and coremakers	60	46.87	\$12.15	\$25,271	4.42	\$9.79	\$10.54	\$11.91	\$13.73	\$14.82	\$20,373	\$21,913	\$24,779	\$28,565	\$30,831
51-4072	Molding, coremaking, and casting machine setters, operators, and tenders, metal and plastic	1,110	19.93	\$13.85	\$28,809	3.57	\$8.42	\$9.59	\$12.80	\$17.38	\$21.67	\$17,510	\$19,950	\$26,629	\$36,155	\$45,073
51-4081	Multiple machine tool setters, operators, and tenders, metal and plastic	890	8.64	\$16.80	\$34,951	4.03	\$10.23	\$11.48	\$15.80	\$21.09	\$26.24	\$21,284	\$23,874	\$32,859	\$43,874	\$54,571
51-4111	Tool and die makers	290	22.33	\$25.10	\$52,209	2.71	\$16.86	\$20.26	\$25.25	\$30.64	\$33.93	\$35,078	\$42,138	\$52,523	\$63,722	\$70,577
51-4121	Welders, cutters, solderers, and brazers	3,720	6.53	\$19.77	\$41,113	1.52	\$12.70	\$15.44	\$18.20	\$22.70	\$29.00	\$26,418	\$32,114	\$37,853	\$47,218	\$60,316
51-4122	Welding, soldering, and brazing machine setters, operators, and tenders	370	21.31	\$17.90	\$37,235	9.12	\$9.63	\$11.81	\$16.90	\$21.68	\$30.17	\$20,022	\$24,556	\$35,144	\$45,090	\$62,747
51-4191	Heat treating equipment setters, operators, and tenders, metal and plastic	120	12.43	\$20.04	\$41,689	5.00	\$12.46	\$14.65	\$19.13	\$24.67	\$28.57	\$25,922	\$30,475	\$39,780	\$51,307	\$59,431
51-4192	Lay-out workers, metal and plastic	#	#	\$14.67	\$30,505	4.93	\$10.81	\$12.18	\$13.58	\$15.73	\$21.60	\$22,485	\$25,344	\$28,253	\$32,723	\$44,928
51-4193	Plating and coating machine setters, operators, and tenders, metal and plastic	200	18.25	\$15.89	\$33,061	4.70	\$11.16	\$12.53	\$14.17	\$18.02	\$23.49	\$23,208	\$26,056	\$29,473	\$37,486	\$48,851
51-4199	Metal workers and plastic workers, all other	170	33.08	\$16.84	\$35,026	5.17	\$9.20	\$13.83	\$16.46	\$19.45	\$25.40	\$19,131	\$28,772	\$34,230	\$40,461	\$52,822
51-5111	Prepress technicians and workers	620	20.05	\$17.25	\$35,872	2.52	\$11.29	\$14.83	\$16.86	\$19.51	\$23.02	\$23,480	\$30,851	\$35,076	\$40,573	\$47,884
51-5112	Printing press operators	2,050	8.35	\$17.70	\$36,816	1.85	\$11.33	\$13.93	\$17.12	\$21.20	\$25.77	\$23,572	\$28,983	\$35,617	\$44,098	\$53,604
51-5113	Print binding and finishing workers	1,240	20.87	\$16.40	\$34,107	9.03	\$9.03	\$10.71	\$13.93	\$19.45	\$31.54	\$18,779	\$22,270	\$28,978	\$40,450	\$65,608
51-6011	Laundry and dry-cleaning workers	3,450	5.16	\$10.36	\$21,544	1.18	\$8.17	\$8.97	\$10.22	\$11.42	\$13.40	\$17,000	\$18,662	\$21,254	\$23,745	\$27,866
51-6021	Pressers, textile, garment, and related materials	790	17.84	\$11.46	\$23,833	4.32	\$8.78	\$9.80	\$10.79	\$12.00	\$16.57	\$18,256	\$20,377	\$22,441	\$24,954	\$34,467
51-6031	Sewing machine operators	1,390	11.56	\$11.89	\$24,732	2.96	\$8.26	\$9.18	\$11.56	\$13.88	\$16.78	\$17,176	\$19,103	\$24,047	\$28,868	\$34,894
51-6041	Shoe and leather workers and repairers	50	35.04	\$11.93	\$24,822	13.41	\$8.23	\$9.10	\$10.52	\$12.08	\$20.92	\$17,109	\$18,936	\$21,890	\$25,131	\$43,505
51-6051	Sewers, hand	#	#	\$15.16	\$31,529	5.11	\$10.87	\$14.39	\$15.87	\$17.17	\$17.96	\$22,615	\$29,928	\$33,005	\$35,720	\$37,348
51-6052	Tailors, dressmakers, and custom sewers	700	39.29	\$12.57	\$26,151	6.50	\$8.58	\$9.98	\$12.16	\$14.43	\$17.59	\$17,856	\$20,765	\$25,295	\$30,012	\$36,588
51-6062	Textile cutting machine setters, operators, and tenders	190	25.96	\$14.07	\$29,258	4.16	\$10.00	\$11.30	\$14.02	\$16.76	\$18.31	\$20,804	\$23,506	\$29,156	\$34,850	\$38,083
51-6091	Extruding and forming machine setters, operators, and tenders, synthetic and glass fibers	50	38.71	\$15.12	\$31,453	2.26	\$11.11	\$12.86	\$14.86	\$17.55	\$20.25	\$23,105	\$26,759	\$30,912	\$36,500	\$42,124
51-6093	Upholsterers	230	45.11	\$12.38	\$25,758	10.31	\$8.04	\$8.65	\$10.66	\$15.87	\$20.44	\$16,732	\$17,993	\$22,180	\$33,015	\$42,516
51-6099	Textile, apparel, and furnishings workers, all other	60	24.48	\$18.16	\$37,767	8.38	\$9.63	\$13.00	\$19.87	\$23.32	\$24.46	\$20,025	\$27,045	\$41,337	\$48,497	\$50,872
51-7011	Cabinetmakers and bench carpenters	1,640	6.81	\$15.81	\$32,881	2.77	\$9.28	\$11.82	\$15.28	\$18.97	\$22.74	\$19,295	\$24,594	\$31,775	\$39,466	\$47,293
51-7021	Furniture finishers	360	19.04	\$15.89	\$33,050	3.37	\$8.93	\$12.20	\$15.96	\$19.51	\$22.43	\$18,577	\$25,380	\$33,192	\$40,570	\$46,652
51-7041	Sawing machine setters, operators, and tenders, wood	210	15.87	\$14.00	\$29,114	6.13	\$8.24	\$9.13	\$13.43	\$18.17	\$21.59	\$17,129	\$18,986	\$27,937	\$37,790	\$44,906
51-7042	Woodworking machine setters, operators, and tenders, except sawing	570	25.02	\$16.72	\$34,783	3.97	\$9.70	\$12.51	\$16.55	\$20.64	\$24.79	\$20,172	\$26,015	\$34,418	\$42,938	\$51,563
51-7099	Woodworkers, all other	#	#	\$9.19	\$19,112	8.70	\$7.88	\$8.24	\$8.84	\$9.43	\$11.52	\$16,389	\$17,137	\$18,382	\$19,623	\$23,970
51-8012	Power distributors and dispatchers	#	#	\$32.13	\$66,830	3.05	\$25.39	\$28.36	\$32.16	\$37.14	\$39.09	\$52,805	\$58,982	\$66,900	\$77,247	\$81,298
51-8013	Power plant operators	750	16.08	\$32.39	\$67,367	2.80	\$23.92	\$27.97	\$32.45	\$36.55	\$43.10	\$49,745	\$58,170	\$67,489	\$76,022	\$89,655
51-8021	Stationary engineers and boiler operators	670	9.37	\$24.85	\$51,680	1.79	\$16.08	\$19.93	\$24.72	\$28.09	\$33.55	\$33,439	\$41,463	\$51,428	\$58,422	\$69,780
51-8031	Water and liquid waste treatment plant and system operators	2,170	6.08	\$23.60	\$49,097	1.43	\$14.96	\$18.63	\$22.92	\$28.73	\$34.39	\$31,112	\$38,757	\$47,676	\$59,763	\$71,536

Data unavailable

Occupational Code	Occupational Title	Employment Estimate	Employment Percentage Relative Standard Error	Average Hourly Wage	Average Annual Wage	Wage Percentage Relative Standard Error	10th Percentile (Hourly)	25th Percentile (Hourly)	50th Percentile (Hourly)	75th Percentile (Hourly)	90th Percentile (Hourly)	10th Percentile (Annual)	25th Percentile (Annual)	50th Percentile (Annual)	75th Percentile (Annual)	90th Percentile (Annual)
51-8091	Chemical plant and system operators	230	22.84	\$23.47	\$48,812	5.06	\$14.51	\$17.47	\$22.85	\$29.24	\$34.25	\$30,190	\$36,339	\$47,530	\$60,829	\$71,246
51-8092	Gas plant operators	530	21.05	\$29.83	\$62,056	2.63	\$19.05	\$24.57	\$29.73	\$34.78	\$41.37	\$39,624	\$51,108	\$61,839	\$72,348	\$86,052
51-8093	Petroleum pump system operators, refinery operators, and gaugers	430	7.84	\$32.64	\$67,887	3.16	\$24.73	\$29.46	\$32.90	\$36.41	\$42.00	\$51,448	\$61,268	\$68,423	\$75,740	\$87,367
51-8099	Plant and system operators, all other	320	9.43	\$24.17	\$50,282	2.70	\$16.01	\$19.62	\$24.20	\$28.49	\$32.34	\$33,310	\$40,811	\$50,345	\$59,269	\$67,260
51-9011	Chemical equipment operators and tenders	360	18.49	\$18.78	\$39,054	4.18	\$12.36	\$13.74	\$18.92	\$22.48	\$27.19	\$25,701	\$28,586	\$39,343	\$46,753	\$56,548
51-9012	Separating, filtering, clarifying, precipitating, and still machine setters, operators, and tenders	700	6.45	\$21.14	\$43,975	9.44	\$12.70	\$16.23	\$23.30	\$26.33	\$28.18	\$26,411	\$33,751	\$48,456	\$54,775	\$58,618
51-9021	Crushing, grinding, and polishing machine setters, operators, and tenders	500	13.13	\$18.08	\$37,607	3.05	\$11.44	\$14.75	\$17.33	\$21.65	\$26.45	\$23,797	\$30,675	\$36,048	\$45,040	\$55,012
51-9022	Grinding and polishing workers, hand	320	20.27	\$13.73	\$28,564	4.07	\$9.15	\$10.75	\$13.17	\$16.47	\$20.01	\$19,030	\$22,369	\$27,390	\$34,263	\$41,613
51-9023	Mixing and blending machine setters, operators, and tenders	740	12.14	\$14.84	\$30,869	2.97	\$8.66	\$10.51	\$14.56	\$18.55	\$22.02	\$18,021	\$21,857	\$30,292	\$38,591	\$45,804
51-9031	Cutters and trimmers, hand	70	39.89	\$13.00	\$27,047	6.68	\$9.70	\$10.59	\$12.30	\$15.05	\$17.95	\$20,175	\$22,022	\$25,584	\$31,310	\$37,332
51-9032	Cutting and slicing machine setters, operators, and tenders	300	15.02	\$16.64	\$34,601	2.61	\$11.28	\$13.37	\$16.17	\$18.88	\$23.33	\$23,470	\$27,804	\$33,636	\$39,276	\$48,531
51-9041	Extruding, forming, pressing, and compacting machine setters, operators, and tenders	670	18.57	\$15.61	\$32,469	6.30	\$9.19	\$11.66	\$14.91	\$18.49	\$22.69	\$19,125	\$24,252	\$31,014	\$38,470	\$47,198
51-9051	Furnace, kiln, oven, drier, and kettle operators and tenders	180	40.34	\$14.78	\$30,740	2.60	\$10.26	\$12.37	\$14.33	\$16.89	\$18.64	\$21,349	\$25,736	\$29,811	\$35,133	\$38,779
51-9061	Inspectors, testers, sorters, samplers, and weighers	4,730	6.36	\$19.63	\$40,822	1.58	\$10.49	\$14.30	\$18.88	\$24.24	\$28.99	\$21,822	\$29,753	\$39,268	\$50,409	\$60,297
51-9071	Jewelers and precious stone and metal workers	230	18.40	\$15.78	\$32,813	8.09	\$8.65	\$9.97	\$12.87	\$22.50	\$27.21	\$18,002	\$20,732	\$26,768	\$46,801	\$56,606
51-9081	Dental laboratory technicians	640	12.16	\$20.93	\$43,537	4.03	\$12.21	\$15.25	\$18.90	\$25.10	\$32.42	\$25,399	\$31,710	\$39,307	\$52,204	\$67,438
51-9082	Medical appliance technicians	400	41.15	\$15.68	\$32,608	4.04	\$10.19	\$11.15	\$13.63	\$19.20	\$25.87	\$21,196	\$23,201	\$28,354	\$39,944	\$53,811
51-9083	Ophthalmic laboratory technicians	690	19.14	\$16.17	\$33,636	2.65	\$11.92	\$13.31	\$15.65	\$18.30	\$22.21	\$24,791	\$27,682	\$32,558	\$38,057	\$46,197
51-9111	Packaging and filling machine operators and tenders	3,800	8.82	\$14.23	\$29,595	4.18	\$8.33	\$9.38	\$12.72	\$17.87	\$22.76	\$17,325	\$19,504	\$26,456	\$37,169	\$47,350
51-9121	Coating, painting, and spraying machine setters, operators, and tenders	1,030	8.81	\$17.12	\$35,606	6.46	\$10.16	\$12.52	\$16.39	\$21.87	\$26.30	\$21,142	\$26,038	\$34,098	\$45,482	\$54,708
51-9122	Painters, transportation equipment	580	16.22	\$26.41	\$54,923	4.80	\$13.85	\$17.45	\$23.08	\$32.89	\$47.92	\$28,814	\$36,299	\$48,012	\$68,419	\$99,682
51-9123	Painting, coating, and decorating workers	230	18.81	\$14.87	\$30,924	3.67	\$9.00	\$12.31	\$15.37	\$17.37	\$18.57	\$18,717	\$25,614	\$31,974	\$36,131	\$38,632
51-9151	Photographic process workers and processing machine operators	530	9.47	\$14.01	\$29,137	5.94	\$8.77	\$10.25	\$12.57	\$15.81	\$18.64	\$18,238	\$21,318	\$26,135	\$32,887	\$38,768
51-9191	Cementing and gluing machine operators and tenders	#	#	\$13.10	\$27,248	6.89	\$8.19	\$9.02	\$12.70	\$16.48	\$19.28	\$17,038	\$18,757	\$26,414	\$34,277	\$40,098
51-9192	Cleaning, washing, and metal pickling equipment operators and tenders	110	24.47	\$11.62	\$24,172	5.25	\$8.15	\$8.92	\$10.65	\$13.57	\$17.61	\$16,953	\$18,547	\$22,145	\$28,220	\$36,638
51-9193	Cooling and freezing equipment operators and tenders	240	20.65	\$12.13	\$25,234	1.95	\$9.62	\$10.22	\$11.23	\$13.42	\$17.05	\$20,012	\$21,264	\$23,351	\$27,913	\$35,468
51-9194	Etchers and engravers	200	48.04	\$13.38	\$27,821	2.52	\$9.79	\$10.73	\$12.75	\$15.81	\$18.08	\$20,373	\$22,319	\$26,521	\$32,881	\$37,615
51-9195	Molders, shapers, and casters, except metal and plastic	380	20.62	\$16.21	\$33,708	6.45	\$9.77	\$11.08	\$14.82	\$20.09	\$23.28	\$20,327	\$23,054	\$30,818	\$41,780	\$48,426
51-9196	Paper goods machine setters, operators, and tenders	830	20.23	\$17.20	\$35,781	3.85	\$10.74	\$14.10	\$17.27	\$20.49	\$22.91	\$22,346	\$29,320	\$35,923	\$42,616	\$47,657
51-9198	Helpers--production workers	4,330	12.14	\$12.48	\$25,949	2.72	\$8.24	\$9.15	\$11.45	\$15.03	\$18.43	\$17,145	\$19,026	\$23,806	\$31,254	\$38,338
51-9199	Production workers, all other	2,140	13.84	\$15.65	\$32,557	4.61	\$9.29	\$11.92	\$14.67	\$18.44	\$22.70	\$19,319	\$24,783	\$30,509	\$38,365	\$47,219
53-0000	Transportation and material moving	119,050	2.48	\$17.17	\$35,719	1.82	\$8.85	\$11.02	\$15.23	\$20.52	\$27.76	\$18,398	\$22,924	\$31,674	\$42,676	\$57,742
53-1011	Aircraft cargo handling supervisors	100	14.34	\$22.33	\$46,446	3.07	\$12.80	\$15.94	\$21.46	\$28.70	\$33.87	\$26,615	\$33,161	\$44,629	\$59,706	\$70,451

Data unavailable

Occupational Code	Occupational Title	Employment Estimate	Employment Percentage Relative Standard Error	Average Hourly Wage	Average Annual Wage	Wage Percentage Relative Standard Error	10th Percentile (Hourly)	25th Percentile (Hourly)	50th Percentile (Hourly)	75th Percentile (Hourly)	90th Percentile (Hourly)	10th Percentile (Annual)	25th Percentile (Annual)	50th Percentile (Annual)	75th Percentile (Annual)	90th Percentile (Annual)
53-1021	First-line supervisors/managers of helpers, laborers, and material movers, hand	1,810	7.03	\$23.07	\$47,983	2.61	\$13.23	\$16.16	\$22.06	\$28.08	\$34.32	\$27,524	\$33,621	\$45,895	\$58,401	\$71,385
53-1031	First-line supervisors/managers of transportation and material-moving machine and vehicle operators	2,820	4.22	\$27.58	\$57,358	1.42	\$14.17	\$20.10	\$27.40	\$34.38	\$40.93	\$29,463	\$41,809	\$56,997	\$71,512	\$85,141
53-2011	Airline pilots, copilots, and flight engineers	2,520	24.88	#	\$89,934	6.71	#	#	#	#	#	\$37,631	\$74,336	\$94,504	\$111,924	\$128,349
53-2012	Commercial pilots	690	10.85	#	\$82,467	4.69	#	#	#	#	#	\$48,776	\$59,153	\$72,292	\$94,141	\$131,482
53-2022	Airfield operations specialists	#	#	\$26.79	\$55,731	1.66	\$17.35	\$23.90	\$27.35	\$30.67	\$34.45	\$36,082	\$49,705	\$56,887	\$63,794	\$71,664
53-2031	Flight attendants	2,350	29.84	#	\$33,971	3.15	#	#	#	#	#	\$26,820	\$31,759	\$34,298	\$36,836	\$38,588
53-3011	Ambulance drivers and attendants, except emergency medical technicians	200	22.84	\$9.82	\$20,424	4.25	\$7.92	\$8.35	\$9.05	\$11.05	\$13.39	\$16,478	\$17,359	\$18,827	\$22,974	\$27,858
53-3021	Bus drivers, transit and intercity	3,390	10.57	\$15.46	\$32,166	2.94	\$12.11	\$13.03	\$14.56	\$17.95	\$21.01	\$25,193	\$27,101	\$30,281	\$37,334	\$43,703
53-3022	Bus drivers, school	5,050	4.57	\$15.58	\$32,417	1.48	\$11.13	\$12.90	\$15.44	\$17.87	\$20.92	\$23,141	\$26,834	\$32,112	\$37,165	\$43,520
53-3031	Driver/sales workers	6,830	13.67	\$13.31	\$27,687	4.99	\$8.07	\$8.71	\$10.57	\$16.77	\$21.99	\$16,784	\$18,124	\$21,979	\$34,888	\$45,742
53-3032	Truck drivers, heavy and tractor-trailer	22,130	3.70	\$20.08	\$41,757	1.44	\$12.93	\$16.03	\$19.41	\$22.99	\$28.61	\$26,896	\$33,347	\$40,380	\$47,810	\$59,503
53-3033	Truck drivers, light or delivery services	14,880	4.96	\$16.53	\$34,381	3.38	\$9.26	\$11.30	\$14.87	\$19.86	\$28.15	\$19,259	\$23,504	\$30,935	\$41,318	\$58,547
53-3041	Taxi drivers and chauffeurs	1,760	11.52	\$12.58	\$26,158	3.09	\$8.35	\$9.42	\$11.74	\$15.34	\$17.65	\$17,361	\$19,603	\$24,413	\$31,908	\$36,718
53-3099	Motor vehicle operators, all other	1,540	9.25	\$12.95	\$26,929	3.78	\$8.33	\$9.38	\$11.30	\$16.12	\$19.18	\$17,335	\$19,511	\$23,511	\$33,534	\$39,890
53-4011	Locomotive engineers	420	40.28	\$21.83	\$45,400	9.01	\$14.33	\$18.43	\$21.41	\$24.71	\$29.02	\$29,798	\$38,341	\$44,534	\$51,395	\$60,360
53-4013	Rail yard engineers, dinky operators, and hostlers	40	28.35	\$24.52	\$51,005	4.08	\$19.71	\$21.80	\$24.61	\$27.49	\$29.21	\$40,996	\$45,334	\$51,182	\$57,171	\$60,765
53-4021	Railroad brake, signal, and switch operators	410	39.05	\$20.22	\$42,055	11.27	\$12.83	\$14.16	\$20.37	\$25.21	\$28.33	\$26,682	\$29,447	\$42,364	\$52,434	\$58,932
53-4031	Railroad conductors and yardmasters	400	37.98	\$23.13	\$48,109	2.89	\$17.20	\$19.93	\$22.23	\$26.21	\$30.65	\$35,773	\$41,446	\$46,232	\$54,516	\$63,746
53-6021	Parking lot attendants	2,330	16.33	\$10.81	\$22,475	3.46	\$8.09	\$8.77	\$10.13	\$11.98	\$14.51	\$16,832	\$18,242	\$21,068	\$24,910	\$30,170
53-6031	Service station attendants	2,040	13.42	\$11.19	\$23,266	2.63	\$8.14	\$8.89	\$10.37	\$12.44	\$16.74	\$16,928	\$18,483	\$21,577	\$25,865	\$34,813
53-6041	Traffic technicians	90	16.86	\$22.98	\$47,807	2.57	\$15.42	\$18.43	\$23.07	\$26.97	\$29.42	\$32,077	\$38,338	\$47,987	\$56,104	\$61,191
53-6051	Transportation inspectors	380	27.34	\$35.43	\$73,685	9.67	\$16.06	\$22.57	\$33.16	\$49.00	\$55.79	\$33,403	\$46,936	\$68,983	\$101,911	\$116,043
53-6061	Transportation attendants, except flight attendants	#	#	\$12.09	\$25,148	5.63	\$8.10	\$8.80	\$10.81	\$15.68	\$17.99	\$16,857	\$18,306	\$22,488	\$32,615	\$37,424
53-6099	Transportation workers, all other	#	#	\$18.10	\$37,641	4.96	\$10.73	\$13.57	\$19.17	\$21.61	\$23.12	\$22,319	\$28,216	\$39,877	\$44,950	\$48,098
53-7011	Conveyor operators and tenders	290	15.77	\$14.49	\$30,133	6.71	\$8.84	\$10.63	\$12.76	\$15.82	\$25.24	\$18,378	\$22,105	\$26,545	\$32,911	\$52,494
53-7021	Crane and tower operators	700	31.44	\$25.48	\$52,998	2.78	\$18.04	\$20.59	\$24.83	\$29.82	\$35.03	\$37,515	\$42,819	\$51,653	\$62,025	\$72,855
53-7032	Excavating and loading machine and dragline operators	1,170	15.28	\$22.68	\$47,172	2.65	\$15.26	\$18.20	\$22.23	\$26.84	\$30.57	\$31,746	\$37,862	\$46,245	\$55,830	\$63,592
53-7051	Industrial truck and tractor operators	5,190	7.47	\$15.65	\$32,546	1.37	\$10.00	\$12.26	\$14.97	\$18.62	\$22.13	\$20,791	\$25,496	\$31,139	\$38,734	\$46,027
53-7061	Cleaners of vehicles and equipment	4,290	8.08	\$11.07	\$23,027	2.81	\$8.03	\$8.61	\$9.77	\$12.36	\$17.12	\$16,701	\$17,917	\$20,322	\$25,702	\$35,603
53-7062	Laborers and freight, stock, and material movers, hand	22,720	3.69	\$13.29	\$27,651	1.17	\$8.65	\$10.06	\$12.39	\$15.73	\$19.78	\$17,986	\$20,934	\$25,772	\$32,729	\$41,138
53-7063	Machine feeders and offbearers	880	16.65	\$14.94	\$31,075	7.59	\$8.80	\$10.49	\$14.19	\$19.45	\$22.29	\$18,303	\$21,817	\$29,511	\$40,456	\$46,363
53-7064	Packers and packagers, hand	4,770	7.68	\$10.26	\$21,336	1.97	\$7.94	\$8.40	\$9.15	\$12.07	\$14.68	\$16,520	\$17,464	\$19,036	\$25,114	\$30,532
53-7071	Gas compressor and gas pumping station operators	#	#	\$27.10	\$56,377	2.41	\$20.48	\$22.98	\$25.68	\$28.54	\$34.24	\$42,593	\$47,808	\$53,421	\$59,366	\$71,217
53-7072	Pump operators, except wellhead pumps	650	44.65	\$27.06	\$56,279	7.02	\$13.68	\$17.44	\$21.68	\$34.52	\$52.02	\$28,461	\$36,285	\$45,101	\$71,795	\$108,208
53-7073	Wellhead pumps	530	19.93	\$25.43	\$52,887	2.74	\$18.46	\$22.74	\$25.84	\$28.74	\$33.35	\$38,395	\$47,301	\$53,744	\$59,787	\$69,371
53-7081	Refuse and recyclable material collectors	1,990	7.02	\$15.81	\$32,880	2.94	\$9.22	\$11.39	\$15.83	\$19.00	\$22.97	\$19,175	\$23,697	\$32,932	\$39,521	\$47,776
53-7111	Shuttle car operators	30	6.32	\$26.43	\$54,974	3.25	\$24.01	\$24.97	\$26.56	\$28.16	\$29.30	\$49,937	\$51,929	\$55,249	\$58,569	\$60,939
53-7121	Tank car, truck, and ship loaders	80	38.25	\$13.68	\$28,465	9.88	\$8.55	\$10.05	\$13.41	\$16.67	\$18.83	\$17,776	\$20,899	\$27,883	\$34,676	\$39,166
53-7199	Material moving workers, all other	#	#	\$15.01	\$31,215	7.63	\$9.94	\$10.71	\$12.40	\$19.09	\$24.83	\$20,666	\$22,270	\$25,784	\$39,705	\$51,648

Data unavailable

Occupational Code	Occupational Title	Employment Estimate	Employment Percentage Relative Standard Error	Average Hourly Wage	Average Annual Wage	Wage Percentage Relative Standard Error	10th Percentile (Hourly)	25th Percentile (Hourly)	50th Percentile (Hourly)	75th Percentile (Hourly)	90th Percentile (Hourly)	10th Percentile (Annual)	25th Percentile (Annual)	50th Percentile (Annual)	75th Percentile (Annual)	90th Percentile (Annual)
00-0000	All occupations	159,450	1.54	\$26.30	\$54,708	1.93	\$9.21	\$12.60	\$19.89	\$33.24	\$52.75	\$19,161	\$26,210	\$41,363	\$69,146	\$109,722
11-0000	Management	7,480	4.18	\$61.63	\$128,196	1.62	\$28.15	\$37.99	\$55.99	\$78.94	#	\$58,547	\$79,023	\$116,457	\$164,194	#
11-1011	Chief executives	50	18.79	\$101.73	\$211,606	8.92	\$59.30	\$77.55	#	#	#	\$123,349	\$161,299	#	#	#
11-1021	General and operations managers	2,960	3.91	\$65.67	\$136,598	2.19	\$29.11	\$35.39	\$56.88	\$87.19	#	\$60,542	\$73,612	\$118,305	\$181,364	#
11-1031	Legislators	30	0.00	#	\$88,545	8.38	#	#	#	#	#	\$19,217	\$80,585	\$90,139	\$105,752	\$116,497
11-2011	Advertising and promotions managers	40	0.10	\$93.99	\$195,499	18.72	\$52.64	\$70.62	\$87.94	#	#	\$109,484	\$146,888	\$182,914	#	#
11-2021	Marketing managers	260	18.39	\$73.68	\$153,246	3.08	\$41.30	\$58.96	\$69.18	\$86.00	#	\$85,900	\$122,630	\$143,899	\$178,871	#
11-2022	Sales managers	330	5.94	\$66.91	\$139,168	3.96	\$30.91	\$44.56	\$64.55	\$83.96	#	\$64,297	\$92,691	\$134,272	\$174,633	#
11-2031	Public relations managers	40	10.88	\$68.25	\$141,970	5.32	\$35.85	\$58.81	\$66.07	\$73.38	#	\$74,563	\$122,327	\$137,422	\$152,624	#
11-3011	Administrative services managers	120	9.72	\$41.91	\$87,162	3.86	\$20.91	\$27.52	\$43.26	\$53.46	\$63.77	\$43,491	\$57,231	\$89,982	\$111,196	\$132,636
11-3021	Computer and information systems managers	700	10.88	\$68.16	\$141,779	2.76	\$41.80	\$52.84	\$64.76	\$78.92	#	\$86,946	\$109,911	\$134,696	\$164,157	#
11-3031	Financial managers	400	10.88	\$65.73	\$136,710	3.38	\$39.10	\$47.23	\$59.28	\$77.41	#	\$81,319	\$98,245	\$123,299	\$161,017	#
11-3051	Industrial production managers	150	16.34	\$51.72	\$107,573	5.15	\$30.96	\$38.77	\$48.83	\$58.58	\$79.53	\$64,398	\$80,635	\$101,560	\$121,854	\$165,416
11-3061	Purchasing managers	50	11.22	\$52.87	\$109,969	2.15	\$40.32	\$44.58	\$53.01	\$62.42	\$69.38	\$83,857	\$92,731	\$110,263	\$129,835	\$144,320
11-3071	Transportation, storage, and distribution managers	140	11.51	\$50.61	\$105,273	4.08	\$31.26	\$38.96	\$47.77	\$59.52	\$71.22	\$65,022	\$81,043	\$99,361	\$123,798	\$148,145
11-3121	Human resources managers	110	11.43	\$61.98	\$128,918	2.73	\$44.37	\$50.87	\$59.78	\$70.43	\$84.02	\$92,294	\$105,817	\$124,343	\$146,502	\$174,763
11-3131	Training and development managers	20	11.64	\$57.93	\$120,486	7.04	\$38.94	\$43.35	\$54.34	\$67.95	\$78.57	\$80,991	\$90,163	\$113,031	\$141,328	\$163,421
11-9021	Construction managers	130	18.38	\$34.84	\$72,463	3.69	\$24.09	\$26.54	\$31.12	\$37.09	\$58.87	\$50,103	\$55,209	\$64,737	\$77,146	\$122,452
11-9031	Education administrators, preschool and child care center/program	80	44.08	\$20.57	\$42,779	3.99	\$15.53	\$17.85	\$20.47	\$22.44	\$23.96	\$32,294	\$37,125	\$42,574	\$46,671	\$49,830
11-9032	Education administrators, elementary and secondary school	260	6.48	#	\$88,099	2.72	#	#	#	#	#	\$65,470	\$79,419	\$89,098	\$102,675	\$113,496
11-9033	Education administrators, postsecondary	210	21.17	\$50.56	\$105,162	6.61	\$25.33	\$33.78	\$45.48	\$65.83	\$83.96	\$52,691	\$70,263	\$94,604	\$136,919	\$174,629
11-9039	Education administrators, all other	20	28.65	\$38.60	\$80,298	16.07	\$19.87	\$21.60	\$27.64	\$59.84	\$68.16	\$41,320	\$44,921	\$57,497	\$124,471	\$141,779
11-9041	Engineering managers	350	8.26	\$71.03	\$147,746	2.90	\$45.44	\$54.27	\$67.06	\$83.81	#	\$94,518	\$112,888	\$139,475	\$174,328	#
11-9051	Food service managers	150	31.06	\$33.67	\$70,038	7.78	\$19.26	\$22.00	\$26.60	\$35.56	\$76.34	\$40,068	\$45,764	\$55,330	\$73,963	\$158,781
11-9111	Medical and health services managers	230	7.51	\$41.76	\$86,851	5.53	\$22.57	\$29.39	\$39.48	\$49.94	\$63.56	\$46,949	\$61,129	\$82,126	\$103,866	\$132,210
11-9121	Natural sciences managers	290	25.27	\$78.39	\$163,057	3.73	\$58.69	\$68.05	\$78.99	\$87.54	#	\$122,067	\$141,552	\$164,290	\$182,092	#
11-9131	Postmasters and mail superintendents	20	0.00	\$32.22	\$67,024	#	\$11.61	\$27.27	\$34.69	\$42.79	\$46.38	\$24,157	\$56,711	\$72,155	\$89,008	\$96,462
11-9141	Property, real estate, and community association managers	60	38.03	\$28.62	\$59,525	8.41	\$14.64	\$20.24	\$27.80	\$34.64	\$47.68	\$30,457	\$42,096	\$57,819	\$72,062	\$99,177
11-9151	Social and community service managers	60	8.42	\$40.81	\$84,888	3.18	\$22.58	\$32.47	\$40.75	\$49.15	\$62.38	\$46,961	\$67,534	\$84,756	\$102,222	\$129,759
11-9199	Managers, all other	320	10.19	\$57.07	\$118,713	4.81	\$24.40	\$40.47	\$53.62	\$67.21	#	\$50,756	\$84,179	\$111,521	\$139,791	#
13-0000	Business and financial operations	10,970	3.27	\$35.37	\$73,559	2.11	\$16.56	\$22.32	\$31.85	\$44.23	\$59.72	\$34,440	\$46,417	\$66,255	\$92,008	\$124,214
13-1011	Agents and business managers of artists, performers, and athletes	40	22.12	\$20.89	\$43,451	24.03	\$10.02	\$10.77	\$13.26	\$18.65	\$60.80	\$20,836	\$22,402	\$27,591	\$38,801	\$126,455
13-1022	Wholesale and retail buyers, except farm products	130	47.30	\$20.30	\$42,234	4.52	\$13.40	\$15.96	\$18.20	\$22.97	\$32.25	\$27,882	\$33,206	\$37,864	\$47,782	\$67,090
13-1023	Purchasing agents, except wholesale, retail, and farm products	550	6.94	\$33.44	\$69,553	2.15	\$19.19	\$25.70	\$32.93	\$41.33	\$48.01	\$39,915	\$53,447	\$68,486	\$85,974	\$99,862
13-1031	Claims adjusters, examiners, and investigators	60	31.58	\$29.36	\$61,075	10.30	\$13.96	\$18.81	\$31.60	\$35.21	\$44.12	\$29,043	\$39,134	\$65,724	\$73,233	\$91,766
13-1041	Compliance officers, except agriculture, construction, health and safety, and transportation	250	14.27	\$33.29	\$69,244	3.98	\$19.52	\$24.50	\$32.58	\$40.51	\$51.25	\$40,604	\$50,967	\$67,764	\$84,270	\$106,602
13-1051	Cost estimators	170	17.21	\$27.45	\$57,093	4.80	\$14.54	\$20.03	\$25.73	\$34.87	\$42.88	\$30,236	\$41,654	\$53,513	\$72,523	\$89,182
13-1071	Employment, recruitment, and placement specialists	640	9.66	\$32.34	\$67,273	2.54	\$18.13	\$23.60	\$28.55	\$38.69	\$54.91	\$37,707	\$49,089	\$59,393	\$80,466	\$114,209
13-1081	Logisticians	210	14.51	\$37.76	\$78,539	3.73	\$20.90	\$27.39	\$36.90	\$46.99	\$57.75	\$43,477	\$56,973	\$76,752	\$97,730	\$120,128
13-1111	Management analysts	840	7.16	\$44.06	\$91,643	7.36	\$17.97	\$24.92	\$42.74	\$56.90	\$75.18	\$37,377	\$51,833	\$88,903	\$118,347	\$156,370
13-1121	Meeting, convention, and event planners	160	16.16	\$26.14	\$54,370	6.72	\$14.73	\$17.77	\$25.11	\$31.71	\$41.79	\$30,645	\$36,969	\$52,228	\$65,961	\$86,918
13-1131	Fundraisers	110	23.90	\$23.36	\$48,596	7.59	\$8.97	\$16.84	\$22.78	\$31.12	\$35.91	\$18,651	\$35,023	\$47,379	\$64,731	\$74,687

Data unavailable

Occupational Code	Occupational Title	Employment Estimate	Employment Percentage Relative Standard Error	Average Hourly Wage	Average Annual Wage	Wage Percentage Relative Standard Error	10th Percentile (Hourly)	25th Percentile (Hourly)	50th Percentile (Hourly)	75th Percentile (Hourly)	90th Percentile (Hourly)	10th Percentile (Annual)	25th Percentile (Annual)	50th Percentile (Annual)	75th Percentile (Annual)	90th Percentile (Annual)
13-1141	Compensation, benefits, and job analysis specialists	60	14.74	\$32.55	\$67,696	2.70	\$22.17	\$25.63	\$31.77	\$38.86	\$45.11	\$46,113	\$53,306	\$66,082	\$80,833	\$93,832
13-1151	Training and development specialists	170	15.56	\$31.53	\$65,583	2.63	\$17.31	\$22.54	\$30.47	\$39.11	\$47.83	\$35,998	\$46,879	\$63,386	\$81,356	\$99,479
13-1161	Market research analysts	1,030	8.28	\$34.29	\$71,324	3.28	\$17.64	\$22.75	\$30.17	\$42.78	\$59.20	\$36,699	\$47,317	\$62,761	\$88,984	\$123,141
13-1199	Business operations specialists, all other	3,310	5.11	\$35.40	\$73,634	4.95	\$15.37	\$18.91	\$31.37	\$45.60	\$63.34	\$31,969	\$39,335	\$65,242	\$94,855	\$131,748
13-2011	Accountants and auditors	2,090	6.28	\$36.24	\$75,384	2.38	\$19.80	\$24.78	\$32.52	\$42.94	\$58.26	\$41,183	\$51,539	\$67,639	\$89,316	\$121,189
13-2021	Appraisers and assessors of real estate	50	19.72	\$30.88	\$64,226	4.43	\$20.99	\$25.08	\$31.07	\$37.22	\$42.04	\$43,654	\$52,162	\$64,635	\$77,416	\$87,439
13-2031	Budget analysts	70	21.60	\$37.21	\$77,404	1.90	\$27.76	\$31.41	\$35.73	\$43.18	\$49.84	\$57,734	\$65,335	\$74,325	\$89,805	\$103,658
13-2041	Credit analysts	80	16.78	\$28.56	\$59,405	3.31	\$18.52	\$20.69	\$25.40	\$36.13	\$45.03	\$38,530	\$43,030	\$52,838	\$75,161	\$93,653
13-2051	Financial analysts	350	21.86	\$40.96	\$85,190	9.28	\$21.53	\$26.57	\$37.34	\$55.26	\$69.59	\$44,784	\$55,261	\$77,673	\$114,941	\$144,747
13-2052	Personal financial advisors	310	28.28	\$37.95	\$78,937	11.45	\$17.09	\$21.52	\$34.36	\$44.62	\$56.78	\$35,546	\$44,762	\$71,461	\$92,810	\$118,111
13-2061	Financial examiners	#	#	\$32.85	\$68,319	12.62	\$20.99	\$23.60	\$34.41	\$41.13	\$44.44	\$43,657	\$49,094	\$71,580	\$85,560	\$92,442
13-2071	Loan counselors	20	47.00	#	#	#	#	#	#	#	#	#	#	#	#	#
13-2072	Loan officers	190	28.80	\$39.57	\$82,308	7.38	\$17.67	\$23.48	\$35.14	\$49.91	\$68.21	\$36,745	\$48,848	\$73,099	\$103,804	\$141,885
13-2082	Tax preparers	70	38.55	#	#	#	#	#	#	#	#	#	#	#	#	#
13-2099	Financial specialists, all other	110	24.02	\$36.52	\$75,954	5.69	\$16.28	\$23.64	\$36.83	\$47.00	\$55.32	\$33,866	\$49,170	\$76,607	\$97,768	\$115,064
15-0000	Computer and mathematical	11,940	4.49	\$43.62	\$90,732	2.49	\$21.33	\$29.35	\$41.18	\$54.31	\$68.76	\$44,373	\$61,045	\$85,655	\$112,955	\$143,012
15-1111	Computer and information scientists, research	80	6.71	\$47.94	\$99,713	6.46	\$28.18	\$33.69	\$44.62	\$62.65	\$73.20	\$58,614	\$70,070	\$92,815	\$130,319	\$152,258
15-1121	Computer systems analysts	620	16.95	\$43.95	\$91,425	2.20	\$27.18	\$34.62	\$42.96	\$52.97	\$63.56	\$67,001	\$89,348	\$110,187	\$132,201	\$152,258
15-1122	Information security analysts	100	15.08	\$42.20	\$87,771	3.63	\$26.07	\$32.27	\$41.06	\$51.95	\$61.22	\$54,223	\$72,123	\$85,410	\$108,054	\$127,346
15-1131	Computer programmers	600	20.16	#	#	#	#	#	#	#	#	#	#	#	#	#
15-1132	Computer software engineers, applications	3,580	9.70	\$45.56	\$94,770	4.29	\$22.57	\$32.36	\$43.93	\$55.64	\$69.66	\$46,951	\$67,306	\$91,371	\$115,740	\$144,897
15-1133	Computer software engineers, systems software	1,710	10.00	\$52.82	\$109,869	3.35	\$32.49	\$42.18	\$52.74	\$64.04	\$73.26	\$67,586	\$87,741	\$109,691	\$133,208	\$152,385
15-1134	Web developers	390	35.85	\$33.95	\$70,617	4.13	\$19.93	\$29.10	\$34.79	\$40.92	\$44.68	\$41,457	\$60,525	\$72,369	\$85,112	\$92,925
15-1141	Database administrators	220	10.98	\$42.61	\$88,631	4.69	\$21.46	\$27.51	\$38.28	\$55.55	\$67.17	\$44,647	\$57,230	\$79,619	\$115,536	\$139,722
15-1142	Network and computer systems administrators	980	10.57	\$47.01	\$97,776	9.57	\$23.78	\$31.93	\$40.81	\$52.83	\$70.79	\$49,470	\$66,425	\$84,893	\$109,891	\$147,247
15-1143	Computer network architects	410	33.51	\$38.82	\$80,736	9.31	\$13.43	\$25.33	\$42.57	\$53.18	\$58.62	\$27,944	\$52,687	\$88,551	\$110,617	\$121,924
15-1151	Computer support specialists	1,570	6.56	\$27.88	\$57,982	5.03	\$15.75	\$20.33	\$26.86	\$34.19	\$42.51	\$32,762	\$42,283	\$55,874	\$71,122	\$88,413
15-1152	Computer network support specialists	740	15.16	\$33.09	\$68,824	7.73	\$19.27	\$24.30	\$30.63	\$41.41	\$51.80	\$40,073	\$50,549	\$63,708	\$86,130	\$107,739
15-1199	Computer, all other	800	12.91	\$54.57	\$113,511	9.43	\$23.71	\$34.51	\$48.63	\$58.66	#	\$49,313	\$71,783	\$101,157	\$122,015	#
15-2021	Mathematicians	#	#	\$55.43	\$115,285	4.66	\$33.72	\$44.20	\$62.37	\$64.86	\$72.33	\$70,132	\$91,945	\$129,731	\$134,907	\$150,451
15-2031	Operations research analysts	170	30.18	\$38.83	\$80,756	7.41	\$23.74	\$28.17	\$39.39	\$45.51	\$57.55	\$49,387	\$58,585	\$81,941	\$94,654	\$119,713
15-2041	Statisticians	30	15.60	\$42.50	\$88,393	7.48	\$20.00	\$27.36	\$39.00	\$55.79	\$74.75	\$41,593	\$56,902	\$81,119	\$116,041	\$155,482
17-0000	Architecture and engineering	5,820	4.40	\$42.78	\$88,985	3.28	\$22.06	\$28.19	\$39.42	\$54.73	\$69.34	\$45,886	\$58,632	\$81,984	\$113,834	\$144,227
17-1011	Architects, except landscape and naval	410	22.76	\$32.83	\$68,289	12.81	\$17.95	\$24.65	\$27.81	\$43.99	\$53.69	\$37,346	\$51,275	\$67,841	\$91,509	\$111,670
17-1012	Landscape architects	#	#	\$35.69	\$74,235	3.49	\$21.57	\$26.04	\$39.49	\$43.59	\$46.07	\$44,857	\$54,156	\$82,149	\$90,671	\$95,834
17-1021	Cartographers and photogrammetrists	80	23.08	\$32.34	\$67,271	6.64	\$18.07	\$25.87	\$31.11	\$35.89	\$49.24	\$37,589	\$53,816	\$64,713	\$74,653	\$102,425
17-1022	Surveyors	90	28.19	\$30.76	\$63,980	8.92	\$19.08	\$24.30	\$28.04	\$33.41	\$49.02	\$39,695	\$50,541	\$58,326	\$69,500	\$101,968
17-2011	Aerospace engineers	210	14.44	\$49.61	\$103,193	4.08	\$32.49	\$40.20	\$49.71	\$58.45	\$69.79	\$67,587	\$83,607	\$103,393	\$121,578	\$145,155
17-2031	Biomedical engineers	50	20.00	\$46.53	\$96,786	5.32	\$27.52	\$33.07	\$44.79	\$55.36	\$67.02	\$57,245	\$68,792	\$93,173	\$115,151	\$139,412
17-2041	Chemical engineers	120	22.49	\$44.31	\$92,161	10.90	\$19.75	\$25.35	\$45.80	\$56.78	\$73.59	\$41,086	\$52,734	\$95,267	\$118,098	\$153,063
17-2051	Civil engineers	510	18.73	\$40.27	\$83,754	1.92	\$25.71	\$31.24	\$36.98	\$47.26	\$63.09	\$53,476	\$64,981	\$76,912	\$98,306	\$131,220
17-2061	Computer hardware engineers	520	17.65	\$57.27	\$119,129	3.71	\$33.99	\$42.57	\$57.39	\$70.08	\$83.09	\$70,708	\$88,548	\$119,380	\$145,775	\$172,833
17-2071	Electrical engineers	580	19.68	\$52.74	\$109,702	10.91	\$24.83	\$31.52	\$45.76	\$63.62	#	\$51,639	\$65,557	\$95,178	\$132,326	#
17-2072	Electronics engineers, except computer	450	9.70	\$49.12	\$102,179	4.04	\$29.73	\$36.73	\$47.08	\$62.04	\$69.95	\$61,833	\$76,406	\$97,928	\$129,047	\$145,497
17-2081	Environmental engineers	70	24.17	\$38.98	\$81,076	7.41	\$24.42	\$27.73	\$38.82	\$49.44	\$57.49	\$50,799	\$57,674	\$80,754	\$102,829	\$119,583
17-2111	Health and safety engineers, except mining safety engineers and inspectors	20	29.11	\$42.15	\$87,675	5.61	\$25.39	\$37.10	\$45.20	\$51.68	\$54.21	\$52,812	\$77,166	\$94,016	\$107,491	\$112,757
17-2112	Industrial engineers	490	6.87	\$42.05	\$87,461	2.73	\$29.80	\$33.82	\$41.35	\$50.38	\$56.67	\$61,989	\$70,352	\$86,000	\$104,799	\$117,875

Data unavailable

Occupational Code	Occupational Title	Employment Estimate	Employment Percentage Relative Standard Error	Average Hourly Wage	Average Annual Wage	Wage Percentage Relative Standard Error	10th Percentile (Hourly)	25th Percentile (Hourly)	50th Percentile (Hourly)	75th Percentile (Hourly)	90th Percentile (Hourly)	10th Percentile (Annual)	25th Percentile (Annual)	50th Percentile (Annual)	75th Percentile (Annual)	90th Percentile (Annual)
17-2141	Mechanical engineers	730	8.49	\$49.27	\$102,490	5.74	\$25.01	\$35.48	\$48.69	\$64.76	\$76.56	\$52,021	\$73,791	\$101,277	\$134,690	\$159,249
17-2199	Engineers, all other	330	17.70	\$46.73	\$97,202	10.81	\$24.80	\$28.10	\$46.16	\$63.93	\$77.24	\$51,581	\$58,453	\$96,005	\$132,977	\$160,658
17-3011	Architectural and civil drafters	150	24.05	\$22.59	\$46,996	6.95	\$15.32	\$17.05	\$21.96	\$26.86	\$32.22	\$31,869	\$35,462	\$45,672	\$55,873	\$67,010
17-3012	Electrical and electronics drafters	50	43.68	\$33.55	\$69,777	3.90	\$24.27	\$26.97	\$34.02	\$41.27	\$44.54	\$50,472	\$56,101	\$70,770	\$85,850	\$92,645
17-3013	Mechanical drafters	40	30.16	\$29.57	\$61,510	5.55	\$19.09	\$22.61	\$28.66	\$36.22	\$43.30	\$39,703	\$47,028	\$59,622	\$75,341	\$90,056
17-3021	Aerospace engineering and operations technicians	100	9.72	\$31.28	\$65,063	4.57	\$21.45	\$25.41	\$31.28	\$36.54	\$42.75	\$44,615	\$52,855	\$65,069	\$76,001	\$88,916
17-3022	Civil engineering technicians	80	28.41	\$25.92	\$53,909	2.10	\$19.79	\$22.35	\$25.93	\$29.02	\$33.12	\$41,155	\$46,485	\$53,929	\$60,366	\$68,888
17-3023	Electrical and electronic engineering technicians	200	12.30	\$27.41	\$57,009	4.02	\$16.10	\$18.35	\$24.98	\$33.19	\$43.36	\$33,484	\$38,166	\$51,955	\$69,035	\$90,189
17-3024	Electro-mechanical technicians	50	33.07	\$25.62	\$53,284	4.51	\$18.96	\$20.66	\$23.44	\$28.27	\$35.78	\$39,438	\$42,982	\$48,753	\$58,804	\$74,425
17-3025	Environmental engineering technicians	30	26.21	\$20.90	\$43,479	3.13	\$16.50	\$19.48	\$21.21	\$22.93	\$25.05	\$34,323	\$40,517	\$44,111	\$47,701	\$52,105
17-3026	Industrial engineering technicians	100	18.09	\$24.10	\$50,121	4.91	\$14.23	\$19.44	\$24.91	\$28.69	\$33.56	\$29,608	\$40,444	\$51,807	\$59,682	\$69,797
17-3027	Mechanical engineering technicians	120	1.96	\$31.09	\$64,664	4.62	\$21.09	\$24.79	\$30.47	\$35.73	\$43.99	\$43,864	\$51,570	\$63,375	\$74,325	\$91,495
17-3029	Engineering technicians, except drafters, all other	140	21.56	\$35.51	\$73,866	6.28	\$14.51	\$26.42	\$35.05	\$46.16	\$54.65	\$30,185	\$54,944	\$72,905	\$96,006	\$113,664
17-3031	Surveying and mapping technicians	90	18.84	\$24.89	\$51,781	3.59	\$18.79	\$20.25	\$22.56	\$28.04	\$36.93	\$39,086	\$42,130	\$46,926	\$58,325	\$76,804
19-0000	Life, physical, and social science	4,690	8.55	\$43.44	\$90,357	2.95	\$20.31	\$28.53	\$40.42	\$55.75	\$70.83	\$42,251	\$59,338	\$84,074	\$115,960	\$147,320
19-1013	Soil and plant scientists	#	#	\$39.00	\$81,114	3.90	\$24.90	\$28.12	\$37.89	\$49.00	\$57.20	\$51,795	\$58,498	\$78,808	\$101,927	\$118,976
19-1021	Biochemists and biophysicists	130	32.31	\$56.26	\$117,028	20.54	\$24.89	\$33.73	\$46.18	\$69.49	#	\$51,780	\$70,164	\$96,044	\$144,531	#
19-1022	Microbiologists	60	48.30	\$42.01	\$87,372	5.22	\$26.37	\$34.40	\$42.40	\$50.67	\$56.05	\$54,850	\$71,552	\$88,190	\$105,386	\$116,592
19-1029	Biological scientists, all other	280	4.94	\$36.22	\$75,331	2.47	\$24.69	\$29.73	\$35.36	\$42.48	\$48.05	\$51,360	\$61,839	\$73,556	\$88,354	\$99,945
19-1031	Conservation scientists	110	34.30	\$29.37	\$61,090	3.06	\$16.96	\$22.46	\$29.58	\$35.27	\$42.96	\$35,284	\$46,716	\$61,532	\$73,363	\$89,347
19-1042	Medical scientists, except epidemiologists	120	25.50	\$39.81	\$82,814	7.09	\$26.86	\$30.27	\$35.10	\$44.95	\$55.77	\$55,874	\$62,958	\$72,998	\$93,503	\$116,011
19-2012	Physicists	290	1.84	\$61.56	\$128,035	2.26	\$33.23	\$49.99	\$63.79	\$74.75	\$83.02	\$69,109	\$103,978	\$132,683	\$155,489	\$172,679
19-2021	Atmospheric and space scientists	#	#	\$51.38	\$106,877	4.36	\$31.61	\$40.91	\$51.23	\$63.94	\$71.93	\$65,756	\$85,092	\$106,554	\$132,985	\$149,616
19-2031	Chemists	360	5.93	\$40.78	\$84,823	9.54	\$15.69	\$24.37	\$39.22	\$54.81	\$69.57	\$32,645	\$50,696	\$81,584	\$114,015	\$144,700
19-2032	Materials scientists	#	#	\$45.79	\$95,253	9.71	\$33.70	\$38.47	\$48.26	\$53.49	\$56.63	\$70,090	\$80,014	\$100,387	\$111,264	\$117,791
19-2041	Environmental scientists and specialists, including health	480	9.46	\$31.87	\$66,293	1.67	\$18.58	\$23.20	\$30.08	\$39.25	\$47.26	\$38,647	\$48,266	\$62,573	\$81,631	\$98,302
19-2042	Geoscientists, except hydrologists and geographers	180	28.63	\$44.02	\$91,561	6.07	\$25.08	\$37.17	\$42.48	\$52.46	\$64.85	\$52,170	\$77,308	\$88,356	\$109,126	\$134,892
19-2043	Hydrologists	50	41.02	\$46.59	\$96,906	2.27	\$26.42	\$34.56	\$45.12	\$52.47	\$79.06	\$54,944	\$71,875	\$93,849	\$109,144	\$164,452
19-3011	Economists	50	38.02	\$46.95	\$97,647	5.83	\$28.41	\$38.01	\$44.50	\$55.00	\$65.48	\$59,088	\$79,062	\$92,567	\$114,398	\$136,189
19-3031	Clinical, counseling, and school psychologists	210	22.02	\$52.53	\$109,258	21.41	\$20.65	\$29.80	\$40.75	\$66.34	#	\$42,956	\$61,983	\$84,764	\$137,997	#
19-3051	Urban and regional planners	120	32.94	\$65.93	\$137,137	19.55	\$23.98	\$30.34	\$41.21	#	#	\$49,869	\$63,105	\$85,714	#	#
19-3091	Anthropologists and archeologists	#	#	\$19.72	\$41,022	3.82	\$13.55	\$18.36	\$20.10	\$21.83	\$23.87	\$28,179	\$38,195	\$41,802	\$45,415	\$49,646
19-3099	Social scientists and related workers, all other	#	#	\$38.07	\$79,178	2.14	\$25.89	\$31.80	\$37.70	\$44.56	\$52.32	\$53,848	\$66,147	\$78,412	\$92,689	\$108,820
19-4021	Biological technicians	110	36.31	\$23.21	\$48,278	4.84	\$14.66	\$17.73	\$21.73	\$29.72	\$34.19	\$30,494	\$36,884	\$45,190	\$61,822	\$71,106
19-4031	Chemical technicians	70	11.28	\$22.46	\$46,708	4.04	\$12.00	\$18.74	\$23.03	\$26.92	\$29.63	\$24,966	\$38,978	\$47,903	\$55,998	\$61,629
19-4091	Environmental science and protection technicians, including health	50	28.67	\$24.24	\$50,413	6.94	\$16.48	\$18.72	\$23.84	\$27.51	\$37.29	\$34,275	\$38,936	\$49,593	\$57,224	\$77,573
19-4092	Forensic science technicians	20	0.00	\$26.80	\$55,736	3.02	\$23.53	\$24.63	\$26.47	\$28.30	\$32.29	\$48,938	\$51,230	\$55,051	\$58,872	\$67,159
19-4093	Forest and conservation technicians	40	0.00	\$19.95	\$41,501	1.86	\$14.44	\$14.45	\$19.01	\$22.69	\$30.19	\$30,037	\$30,052	\$39,544	\$47,190	\$62,804
19-4099	Life, physical, and social science technicians, all other	120	14.68	\$19.68	\$40,941	3.27	\$11.16	\$12.87	\$16.51	\$22.51	\$35.06	\$23,222	\$26,764	\$34,347	\$46,813	\$72,916
21-0000	Community and social services	2,500	5.55	\$20.87	\$43,402	3.29	\$12.29	\$15.08	\$19.76	\$25.45	\$32.30	\$25,559	\$31,370	\$41,104	\$52,941	\$67,181
21-1011	Substance abuse and behavioral disorder counselors	110	15.51	\$21.42	\$44,557	1.57	\$13.91	\$17.94	\$21.30	\$24.97	\$28.46	\$28,926	\$37,324	\$44,308	\$51,929	\$59,190
21-1012	Educational, vocational, and school counselors	320	15.03	\$23.59	\$49,062	4.78	\$14.48	\$18.16	\$23.66	\$29.54	\$33.95	\$30,108	\$37,764	\$49,218	\$61,444	\$70,606
21-1013	Marriage and family therapists	40	20.25	\$21.55	\$44,832	2.34	\$16.60	\$19.19	\$21.56	\$23.90	\$27.40	\$34,532	\$39,914	\$44,850	\$49,712	\$56,993
21-1014	Mental health counselors	350	15.75	\$22.06	\$45,883	8.54	\$13.16	\$16.33	\$20.91	\$26.41	\$34.28	\$27,366	\$33,976	\$43,486	\$54,937	\$71,299
21-1015	Rehabilitation counselors	#	#	\$15.86	\$32,981	4.83	\$10.91	\$12.52	\$14.48	\$17.72	\$22.93	\$22,702	\$26,033	\$30,119	\$36,854	\$47,687

Data unavailable

Occupational Code	Occupational Title	Employment Estimate	Employment Percentage Relative Standard Error	Average Hourly Wage	Average Annual Wage	Wage Percentage Relative Standard Error	10th Percentile (Hourly)	25th Percentile (Hourly)	50th Percentile (Hourly)	75th Percentile (Hourly)	90th Percentile (Hourly)	10th Percentile (Annual)	25th Percentile (Annual)	50th Percentile (Annual)	75th Percentile (Annual)	90th Percentile (Annual)
21-1021	Child, family, and school social workers	420	10.89	\$23.89	\$49,698	3.94	\$14.85	\$18.98	\$21.92	\$28.01	\$34.96	\$30,896	\$39,471	\$45,596	\$58,265	\$72,716
21-1022	Medical and public health social workers	170	7.30	\$24.89	\$51,770	3.26	\$19.13	\$20.71	\$23.41	\$28.35	\$33.98	\$39,792	\$43,077	\$48,694	\$58,972	\$70,676
21-1023	Mental health and substance abuse social workers	140	17.36	\$18.32	\$38,112	3.42	\$12.72	\$14.24	\$17.96	\$21.54	\$25.41	\$26,467	\$29,624	\$37,366	\$44,806	\$52,858
21-1091	Health educators	20	14.90	\$28.89	\$60,083	4.46	\$20.72	\$23.10	\$30.98	\$33.91	\$35.67	\$43,098	\$48,054	\$64,442	\$70,531	\$74,185
21-1092	Probation officers and correctional treatment specialists	100	12.18	\$25.79	\$53,652	6.32	\$14.70	\$19.71	\$23.92	\$33.03	\$38.53	\$30,566	\$40,998	\$49,747	\$68,701	\$80,137
21-1093	Social and human service assistants	260	13.70	\$14.81	\$30,798	3.72	\$8.88	\$12.48	\$14.67	\$17.43	\$19.71	\$18,479	\$25,969	\$30,523	\$36,248	\$41,001
21-1094	Community health workers	20	27.86	\$23.06	\$47,965	4.70	\$13.19	\$15.49	\$23.94	\$27.40	\$29.65	\$27,443	\$32,210	\$49,794	\$56,999	\$61,663
21-1099	Community and social service specialists, all other	330	9.57	\$17.77	\$36,963	3.17	\$9.10	\$12.56	\$16.15	\$21.13	\$28.80	\$18,918	\$26,116	\$33,595	\$43,950	\$59,914
21-2011	Clergy	30	28.25	\$23.06	\$47,974	6.73	\$13.39	\$16.08	\$22.58	\$27.58	\$34.11	\$27,844	\$33,457	\$46,974	\$57,367	\$70,957
23-0000	Legal	1,210	10.37	\$47.26	\$98,297	12.66	\$19.52	\$22.37	\$33.22	\$60.61	#	\$40,598	\$46,529	\$69,098	\$126,064	#
23-1011	Lawyers	670	13.38	\$64.07	\$133,262	13.86	\$22.04	\$32.65	\$53.12	\$89.56	#	\$45,850	\$67,916	\$110,490	\$186,290	#
23-2011	Paralegals and legal assistants	390	29.40	\$25.41	\$52,849	4.34	\$18.97	\$20.44	\$22.89	\$30.78	\$35.63	\$39,450	\$42,513	\$47,614	\$64,023	\$74,100
23-2099	Legal support workers, all other	50	35.47	\$24.11	\$50,151	7.19	\$15.16	\$18.13	\$21.71	\$26.44	\$38.42	\$31,541	\$37,719	\$45,155	\$54,985	\$79,918
25-0000	Education, training, and library	10,930	1.83	\$26.11	\$54,314	3.79	\$12.95	\$16.81	\$23.77	\$31.64	\$39.70	\$26,937	\$34,972	\$49,435	\$65,806	\$82,567
25-1121	Art, drama, and music teachers, postsecondary	250	5.04	#	#	#	#	#	#	#	#	#	#	#	#	#
25-1194	Vocational education teachers, postsecondary	140	18.63	\$22.92	\$47,678	14.38	\$12.27	\$14.57	\$18.15	\$22.91	\$33.16	\$25,524	\$30,296	\$37,747	\$47,661	\$68,970
25-1199	Postsecondary teachers, all other	440	3.08	#	\$64,067	4.19	#	#	#	#	#	\$33,542	\$37,673	\$49,042	\$71,632	\$102,612
25-2011	Preschool teachers, except special education	480	29.21	\$15.17	\$31,548	7.53	\$9.72	\$11.64	\$13.73	\$17.65	\$22.57	\$20,211	\$24,202	\$28,559	\$36,716	\$46,943
25-2012	Kindergarten teachers, except special education	190	2.91	#	\$50,819	1.73	#	#	#	#	#	\$34,148	\$40,729	\$50,447	\$60,220	\$69,899
25-2021	Elementary school teachers, except special education	1,880	3.88	#	\$54,743	5.21	#	#	#	#	#	\$36,065	\$44,420	\$54,456	\$65,340	\$73,464
25-2022	Middle school teachers, except special and vocational education	920	6.62	#	\$52,703	3.10	#	#	#	#	#	\$34,894	\$41,753	\$52,207	\$63,402	\$72,281
25-2031	Secondary school teachers, except special and vocational education	1,130	6.82	#	\$56,180	3.82	#	#	#	#	#	\$37,384	\$45,146	\$56,524	\$67,483	\$74,052
25-2052	Special education teachers, kindergarten, and elementary school	200	1.14	#	\$57,011	8.47	#	#	#	#	#	\$35,562	\$43,793	\$57,000	\$69,732	\$81,169
25-3021	Self-enrichment education teachers	360	24.37	#	#	#	#	#	#	#	#	#	#	#	#	#
25-3099	Teachers and instructors, all other	240	19.80	#	\$41,635	5.40	#	#	#	#	#	\$23,880	\$27,210	\$33,056	\$49,674	\$73,369
25-4011	Archivists	20	30.99	\$23.49	\$48,865	7.98	\$15.51	\$17.14	\$21.74	\$27.70	\$39.75	\$32,260	\$35,644	\$45,209	\$57,615	\$82,679
25-4012	Curators	60	1.40	\$20.92	\$43,512	5.49	\$12.72	\$13.77	\$23.97	\$27.16	\$29.14	\$26,458	\$28,631	\$49,860	\$56,503	\$60,602
25-4021	Librarians	210	4.00	\$33.42	\$69,508	6.76	\$15.04	\$25.13	\$31.07	\$43.15	\$53.17	\$31,273	\$52,279	\$64,618	\$89,753	\$110,590
25-4031	Library technicians	260	1.83	\$19.68	\$40,932	5.35	\$13.58	\$16.17	\$19.61	\$22.95	\$26.79	\$28,241	\$33,639	\$40,782	\$47,741	\$55,723
25-9031	Instructional coordinators	140	13.29	#	#	#	#	#	#	#	#	#	#	#	#	#
25-9041	Teacher assistants	1,200	11.23	#	\$30,395	4.79	#	#	#	#	#	\$19,636	\$24,429	\$30,545	\$36,263	\$42,059
25-9099	Education, training, and library workers, all other	40	17.54	\$19.18	\$39,904	21.16	\$8.12	\$8.83	\$20.81	\$26.52	\$32.22	\$16,885	\$18,376	\$43,281	\$55,152	\$67,010
27-0000	Arts, design, entertainment, sports, and media	3,130	5.07	\$24.42	\$50,791	4.32	\$10.06	\$13.93	\$20.62	\$28.84	\$43.32	\$20,920	\$28,973	\$42,883	\$59,981	\$90,098
27-1014	Multi-media artists and animators	80	18.85	\$28.44	\$59,162	2.67	\$19.33	\$22.03	\$27.22	\$33.56	\$40.84	\$40,198	\$45,822	\$66,622	\$69,809	\$84,953
27-1019	Artists and related workers, all other	20	30.56	\$22.07	\$45,914	7.11	\$10.24	\$11.49	\$16.16	\$34.61	\$44.47	\$21,302	\$23,893	\$33,612	\$71,980	\$92,502
27-1021	Commercial and industrial designers	60	19.98	\$27.62	\$57,442	7.35	\$19.02	\$20.80	\$23.85	\$35.79	\$42.97	\$39,559	\$43,266	\$49,610	\$74,446	\$89,381
27-1023	Floral designers	50	13.37	\$14.09	\$29,308	3.21	\$9.23	\$12.27	\$14.32	\$16.58	\$18.01	\$19,195	\$25,529	\$29,793	\$34,492	\$37,468
27-1024	Graphic designers	500	13.29	\$23.67	\$49,244	3.97	\$15.13	\$18.60	\$21.84	\$27.11	\$34.60	\$31,461	\$38,682	\$45,434	\$56,385	\$71,972
27-1025	Interior designers	#	#	\$23.78	\$49,455	11.19	\$19.51	\$20.42	\$21.93	\$23.45	\$33.74	\$40,581	\$42,471	\$45,622	\$48,773	\$70,171
27-1026	Merchandise displayers and window trimmers	30	28.71	\$12.48	\$25,957	14.48	\$8.37	\$9.47	\$12.06	\$14.13	\$17.64	\$17,410	\$19,701	\$25,079	\$29,383	\$36,689
27-2012	Producers and directors	60	21.57	\$25.90	\$53,879	11.52	\$16.06	\$18.16	\$22.14	\$30.14	\$46.73	\$33,412	\$37,782	\$46,053	\$62,700	\$97,207
27-2022	Coaches and scouts	520	16.67	#	\$34,338	16.08	#	#	#	#	#	\$17,956	\$20,470	\$24,281	\$29,553	\$47,143
27-3022	Reporters and correspondents	20	35.42	\$16.82	\$34,985	3.23	\$12.84	\$14.24	\$16.67	\$19.33	\$21.74	\$26,708	\$29,623	\$34,674	\$40,202	\$45,229
27-3031	Public relations specialists	570	11.93	\$24.82	\$51,622	3.89	\$12.17	\$16.33	\$22.91	\$28.74	\$42.98	\$25,320	\$33,959	\$47,650	\$59,786	\$89,400

Data unavailable

Occupational Code	Occupational Title	Employment Estimate	Employment Percentage Relative Standard Error	Average Hourly Wage	Average Annual Wage	Wage Percentage Relative Standard Error	10th Percentile (Hourly)	25th Percentile (Hourly)	50th Percentile (Hourly)	75th Percentile (Hourly)	90th Percentile (Hourly)	10th Percentile (Annual)	25th Percentile (Annual)	50th Percentile (Annual)	75th Percentile (Annual)	90th Percentile (Annual)
27-3041	Editors	220	14.57	\$32.23	\$67,029	9.67	\$17.12	\$20.24	\$26.10	\$39.81	\$46.40	\$35,608	\$42,101	\$54,289	\$82,808	\$96,512
27-3042	Technical writers	180	15.66	\$32.91	\$68,448	2.31	\$14.95	\$26.06	\$33.16	\$40.92	\$49.10	\$31,089	\$54,196	\$68,968	\$85,124	\$102,130
27-3043	Writers and authors	70	12.63	\$39.93	\$83,063	22.19	\$15.73	\$19.11	\$27.29	\$41.70	#	\$32,718	\$39,755	\$56,753	\$86,726	#
27-3091	Interpreters and translators	#	#	\$21.55	\$44,832	16.49	\$8.44	\$9.65	\$24.79	\$27.52	\$29.43	\$17,560	\$20,064	\$51,559	\$57,247	\$61,208
27-3099	Media and communication workers, all other	40	20.42	#	#	#	#	#	#	#	#	#	#	#	#	#
27-4011	Audio and video equipment technicians	30	16.71	\$20.43	\$42,489	2.30	\$13.19	\$15.08	\$20.01	\$25.32	\$28.57	\$27,445	\$31,363	\$41,623	\$52,666	\$59,426
27-4012	Broadcast technicians	40	8.07	#	#	#	#	#	#	#	#	#	#	#	#	#
27-4014	Sound engineering technicians	#	#	\$23.82	\$49,537	3.95	\$17.20	\$20.08	\$24.26	\$27.63	\$29.66	\$35,779	\$41,767	\$50,460	\$57,478	\$61,689
27-4021	Photographers	90	23.06	\$15.69	\$32,629	12.36	\$8.74	\$11.10	\$16.12	\$19.15	\$22.33	\$18,174	\$23,079	\$33,535	\$39,832	\$46,438
27-4032	Film and video editors	50	5.89	\$20.96	\$43,588	3.54	\$11.06	\$16.50	\$19.70	\$23.33	\$33.26	\$23,014	\$34,312	\$40,985	\$48,527	\$69,183
27-4099	Media and communication equipment workers, all other	70	1.05	\$21.39	\$44,495	4.90	\$12.25	\$15.64	\$18.11	\$27.83	\$34.93	\$25,473	\$32,534	\$37,665	\$57,892	\$72,658
29-0000	Healthcare practitioners and technical	8,290	9.93	\$35.73	\$74,318	3.30	\$15.60	\$22.77	\$31.57	\$41.59	\$58.31	\$32,447	\$47,362	\$65,656	\$86,516	\$121,279
29-1011	Chiropractors	70	27.88	\$32.39	\$67,371	8.53	\$23.40	\$29.60	\$33.23	\$36.58	\$42.17	\$48,666	\$61,570	\$69,116	\$76,094	\$87,712
29-1021	Dentists, general	130	31.61	\$75.33	\$156,692	21.77	\$47.40	\$52.32	\$61.32	#	#	\$98,597	\$108,818	\$127,555	#	#
29-1031	Dietitians and nutritionists	90	10.85	\$24.19	\$50,310	2.84	\$13.22	\$18.96	\$24.16	\$29.31	\$35.31	\$27,491	\$39,428	\$50,252	\$60,974	\$73,443
29-1041	Optometrists	50	25.97	\$65.63	\$136,507	16.95	\$32.95	\$41.00	\$53.42	\$72.40	#	\$68,534	\$85,286	\$111,121	\$150,588	#
29-1051	Pharmacists	380	12.42	\$50.29	\$104,605	4.17	\$21.55	\$42.15	\$55.28	\$64.32	\$70.10	\$44,821	\$87,674	\$114,988	\$133,787	\$145,801
29-1062	Family and general practitioners	250	34.68	\$95.14	\$197,897	11.76	\$47.43	\$68.88	#	#	#	\$98,654	\$143,261	#	#	#
29-1063	Internists, general	#	#	\$70.63	\$146,908	6.82	\$51.86	\$59.18	\$68.77	\$81.97	#	\$107,875	\$123,084	\$143,041	\$170,502	#
29-1064	Obstetricians and gynecologists	20	40.89	\$78.08	\$162,401	21.74	\$46.21	\$50.21	\$57.45	#	#	\$96,109	\$104,427	\$119,506	#	#
29-1065	Pediatricians, general	30	38.98	\$65.16	\$135,531	23.64	\$34.41	\$42.67	\$53.97	\$73.82	#	\$71,575	\$88,760	\$112,263	\$153,546	#
29-1066	Psychiatrists	30	21.87	\$84.87	\$176,529	6.96	\$64.41	\$75.64	\$82.92	#	#	\$133,980	\$157,335	\$172,472	#	#
29-1067	Surgeons	70	46.90	\$97.04	\$201,836	14.01	\$61.89	\$73.28	\$88.16	#	#	\$128,733	\$152,427	\$183,381	#	#
29-1069	Physicians and surgeons, all other	190	29.82	\$95.90	\$199,473	14.27	\$60.08	\$68.12	#	#	#	\$124,970	\$141,686	#	#	#
29-1071	Physician assistants	160	10.98	\$42.82	\$89,059	4.71	\$30.57	\$36.49	\$44.27	\$52.26	\$56.70	\$63,591	\$75,902	\$92,072	\$108,710	\$117,926
29-1122	Occupational therapists	160	8.73	\$37.75	\$78,525	1.67	\$28.76	\$33.03	\$37.95	\$43.12	\$47.67	\$59,826	\$68,701	\$78,931	\$89,693	\$99,149
29-1123	Physical therapists	350	12.40	\$32.31	\$67,215	3.13	\$20.77	\$27.91	\$33.30	\$37.59	\$43.21	\$43,208	\$58,056	\$69,265	\$78,196	\$89,878
29-1125	Recreational therapists	50	38.12	\$19.38	\$40,303	9.00	\$11.87	\$14.80	\$17.01	\$23.20	\$33.71	\$24,699	\$30,774	\$35,390	\$48,255	\$70,115
29-1126	Respiratory therapists	120	24.28	\$27.22	\$56,619	1.56	\$21.84	\$24.40	\$27.04	\$30.07	\$34.21	\$45,434	\$50,742	\$56,251	\$62,537	\$71,152
29-1127	Speech-language pathologists	260	21.34	\$36.56	\$76,036	1.49	\$25.24	\$29.01	\$35.27	\$43.47	\$52.24	\$52,495	\$60,343	\$73,366	\$90,427	\$108,660
29-1128	Exercise physiologists	30	6.49	\$18.74	\$38,988	3.71	\$14.91	\$16.14	\$18.16	\$21.40	\$23.74	\$31,007	\$33,566	\$37,769	\$44,508	\$49,376
29-1129	Therapists, all other	30	17.27	\$28.69	\$59,680	4.40	\$21.68	\$24.85	\$28.25	\$33.17	\$36.39	\$45,092	\$51,690	\$58,761	\$68,991	\$75,689
29-1131	Veterinarians	150	9.41	\$35.97	\$74,814	8.52	\$24.47	\$29.78	\$33.77	\$39.50	\$45.17	\$50,901	\$61,943	\$70,236	\$82,161	\$93,963
29-1141	Registered nurses	2,690	18.15	\$32.57	\$67,750	1.82	\$23.83	\$27.18	\$32.80	\$38.87	\$43.68	\$49,573	\$56,541	\$68,217	\$80,851	\$90,851
29-1171	Nurse practitioners	170	21.05	\$43.89	\$91,291	4.74	\$21.41	\$38.21	\$45.39	\$53.20	\$62.14	\$44,529	\$79,484	\$94,413	\$110,661	\$129,255
29-1181	Audiologists	30	0.00	\$37.47	\$77,945	2.02	\$30.00	\$32.75	\$37.09	\$42.93	\$46.64	\$62,409	\$68,111	\$77,138	\$89,301	\$97,020
29-1199	Health diagnosing and treating practitioners, all other	#	#	\$23.00	\$47,838	14.31	\$13.28	\$15.98	\$24.14	\$27.38	\$32.34	\$27,612	\$33,244	\$50,219	\$56,957	\$67,258
29-2011	Medical and clinical laboratory technologists	110	3.70	\$32.01	\$66,591	2.50	\$24.53	\$29.30	\$32.66	\$35.78	\$39.85	\$51,020	\$60,943	\$67,929	\$74,426	\$82,890
29-2012	Medical and clinical laboratory technicians	120	4.12	\$16.82	\$34,988	1.55	\$12.08	\$13.16	\$15.13	\$19.15	\$24.65	\$25,125	\$27,381	\$31,468	\$39,831	\$51,279
29-2021	Dental hygienists	320	18.69	\$38.08	\$79,217	4.49	\$30.34	\$34.98	\$39.89	\$43.27	\$45.29	\$63,099	\$72,760	\$82,976	\$89,995	\$94,207
29-2031	Cardiovascular technologists and technicians	50	25.54	\$29.74	\$61,852	3.15	\$15.06	\$20.70	\$31.68	\$38.91	\$43.30	\$31,316	\$43,053	\$65,895	\$80,936	\$90,058
29-2032	Diagnostic medical sonographers	50	16.29	\$34.96	\$72,727	2.03	\$26.67	\$31.08	\$34.92	\$40.04	\$44.29	\$55,463	\$64,645	\$72,641	\$83,289	\$92,122
29-2033	Nuclear medicine technologists	40	36.45	\$32.50	\$67,590	2.50	\$13.91	\$28.51	\$35.20	\$40.81	\$44.01	\$28,941	\$59,300	\$73,208	\$84,879	\$91,547
29-2034	Radiologic technologists and technicians	260	23.09	\$25.28	\$52,574	2.94	\$18.76	\$20.57	\$24.18	\$29.19	\$35.05	\$39,015	\$42,789	\$50,291	\$60,716	\$72,903
29-2035	Magnetic resonance imaging technologists	40	26.32	\$33.74	\$70,187	2.25	\$28.76	\$31.26	\$33.87	\$36.50	\$40.57	\$59,829	\$65,019	\$70,442	\$75,910	\$84,390
29-2041	Emergency medical technicians and paramedics	150	22.50	\$18.57	\$38,627	11.56	\$10.38	\$12.80	\$16.15	\$22.49	\$32.94	\$21,591	\$26,622	\$33,601	\$46,781	\$68,506
29-2051	Dietetic technicians	40	0.00	\$10.31	\$21,443	3.31	\$8.04	\$8.63	\$9.81	\$11.63	\$13.90	\$16,717	\$17,956	\$20,399	\$24,190	\$28,911

Data unavailable

Occupational Code	Occupational Title	Employment Estimate	Employment Percentage Relative Standard Error	Average Hourly Wage	Average Annual Wage	Wage Percentage Relative Standard Error	10th Percentile (Hourly)	25th Percentile (Hourly)	50th Percentile (Hourly)	75th Percentile (Hourly)	90th Percentile (Hourly)	10th Percentile (Annual)	25th Percentile (Annual)	50th Percentile (Annual)	75th Percentile (Annual)	90th Percentile (Annual)
29-2052	Pharmacy technicians	280	12.49	\$15.38	\$31,993	3.06	\$11.83	\$12.86	\$14.53	\$17.67	\$21.02	\$24,597	\$26,759	\$30,212	\$36,750	\$43,731
29-2055	Surgical technologists	90	34.92	\$21.32	\$44,345	3.12	\$15.52	\$16.81	\$19.25	\$24.88	\$32.98	\$32,281	\$34,960	\$40,031	\$51,746	\$68,605
29-2056	Veterinary technologists and technicians	230	10.29	\$15.35	\$31,920	3.71	\$11.96	\$13.13	\$15.12	\$17.52	\$19.50	\$24,875	\$27,316	\$31,443	\$36,435	\$40,563
29-2057	Ophthalmic medical technicians	40	23.63	\$19.57	\$40,705	4.04	\$12.91	\$15.17	\$17.30	\$25.20	\$29.25	\$26,853	\$31,554	\$35,989	\$52,417	\$60,831
29-2061	Licensed practical and licensed vocational nurses	430	12.33	\$21.48	\$44,683	3.06	\$15.58	\$19.23	\$21.70	\$24.87	\$27.74	\$32,402	\$39,997	\$45,131	\$51,737	\$57,698
29-2071	Medical records and health information technicians	140	13.34	\$17.35	\$36,082	2.36	\$10.03	\$13.27	\$17.43	\$21.10	\$23.96	\$20,868	\$27,598	\$36,262	\$43,884	\$49,827
29-2081	Opticians, dispensing	110	17.51	\$17.49	\$36,383	10.57	\$8.26	\$9.19	\$17.74	\$24.58	\$27.69	\$17,183	\$19,122	\$36,908	\$51,123	\$57,605
29-2099	Health technologists and technicians, all other	160	27.47	\$18.79	\$39,091	2.29	\$13.02	\$15.70	\$18.55	\$21.77	\$25.32	\$27,076	\$32,657	\$38,584	\$45,272	\$52,661
29-9011	Occupational health and safety specialists	90	5.19	\$35.62	\$74,098	4.57	\$24.47	\$27.12	\$32.70	\$42.11	\$54.43	\$50,897	\$56,402	\$68,015	\$87,588	\$113,212
29-9091	Athletic trainers	30	7.22	#	\$44,118	2.77	#	#	#	#	#	\$31,767	\$35,270	\$41,929	\$52,331	\$59,455
31-0000	Healthcare support	3,310	7.80	\$15.92	\$33,121	3.01	\$10.61	\$12.30	\$14.38	\$17.69	\$21.98	\$22,059	\$25,586	\$29,913	\$36,789	\$45,725
31-1011	Home health aides	600	23.75	\$13.93	\$28,976	2.29	\$10.50	\$11.99	\$13.81	\$16.02	\$17.58	\$21,840	\$24,936	\$28,726	\$33,325	\$36,569
31-1014	Nursing assistants	960	10.04	\$13.46	\$27,997	2.42	\$10.32	\$11.59	\$13.07	\$14.56	\$17.61	\$21,469	\$24,114	\$27,195	\$30,289	\$36,636
31-1015	Orderlies	#	#	\$14.32	\$29,777	3.66	\$10.79	\$12.30	\$14.38	\$16.64	\$17.95	\$22,446	\$25,593	\$29,904	\$34,620	\$37,334
31-2011	Occupational therapist assistants	20	15.05	\$29.67	\$61,710	4.65	\$21.10	\$25.17	\$30.32	\$34.18	\$37.47	\$43,895	\$52,344	\$63,059	\$71,099	\$77,938
31-2021	Physical therapist assistants	40	10.75	\$27.03	\$56,219	3.63	\$17.96	\$22.46	\$28.05	\$32.50	\$35.00	\$37,350	\$46,711	\$58,339	\$67,607	\$72,804
31-2022	Physical therapist aides	30	22.47	\$16.08	\$33,441	2.91	\$11.99	\$12.93	\$14.51	\$19.19	\$22.33	\$24,941	\$26,904	\$30,186	\$39,912	\$46,445
31-9011	Massage therapists	320	24.58	\$25.98	\$54,046	15.75	\$12.89	\$16.69	\$20.89	\$27.55	\$56.63	\$26,803	\$34,721	\$43,458	\$57,314	\$117,785
31-9091	Dental assistants	410	17.92	\$17.02	\$35,400	4.65	\$11.43	\$14.04	\$17.07	\$20.23	\$22.65	\$23,770	\$29,196	\$35,505	\$42,069	\$47,114
31-9092	Medical assistants	490	14.04	\$15.26	\$31,746	2.53	\$12.11	\$13.03	\$14.58	\$17.12	\$19.33	\$25,195	\$27,110	\$30,331	\$35,602	\$40,209
31-9093	Medical equipment preparers	70	24.37	\$14.60	\$30,370	1.90	\$10.71	\$12.23	\$14.22	\$16.68	\$18.23	\$22,272	\$25,435	\$29,583	\$34,691	\$37,925
31-9094	Medical transcriptionists	130	43.05	\$16.44	\$34,199	6.35	\$8.83	\$11.17	\$17.35	\$21.23	\$23.16	\$18,375	\$23,238	\$36,097	\$44,159	\$48,166
31-9096	Veterinary assistants and laboratory animal caretakers	80	39.42	\$11.11	\$23,114	12.79	\$8.15	\$8.92	\$11.19	\$13.16	\$14.22	\$16,955	\$18,550	\$23,271	\$27,370	\$29,570
31-9097	Phlebotomists	40	6.56	\$17.58	\$36,576	2.02	\$13.17	\$15.07	\$17.04	\$19.66	\$22.96	\$27,388	\$31,351	\$35,449	\$40,903	\$47,760
31-9099	Healthcare support workers, all other	140	22.19	\$15.01	\$31,218	7.97	\$10.56	\$12.09	\$15.31	\$17.12	\$19.66	\$21,968	\$25,149	\$31,851	\$35,609	\$40,888
33-0000	Protective service	2,080	2.75	\$22.81	\$47,444	4.54	\$9.02	\$11.43	\$23.33	\$31.44	\$38.27	\$18,754	\$23,772	\$48,535	\$65,391	\$79,592
33-1012	First-line supervisors/managers of police and detectives	40	3.79	\$48.10	\$100,055	3.10	\$39.35	\$44.16	\$49.24	\$53.63	\$56.27	\$81,838	\$91,852	\$102,428	\$111,558	\$117,036
33-1021	First-line supervisors/managers of fire fighting and prevention workers	50	13.60	\$40.89	\$85,061	2.86	\$29.51	\$34.89	\$41.57	\$48.10	\$53.70	\$61,372	\$72,568	\$86,474	\$100,039	\$111,697
33-1099	First-line supervisors/managers, protective service workers, all other	30	16.05	\$26.29	\$54,687	5.49	\$19.42	\$21.42	\$24.85	\$28.75	\$38.01	\$40,393	\$44,558	\$51,681	\$59,794	\$79,062
33-2011	Fire fighters	300	7.76	\$23.02	\$47,889	2.63	\$15.60	\$19.53	\$23.54	\$27.07	\$30.30	\$32,451	\$40,626	\$48,973	\$56,306	\$63,032
33-3021	Detectives and criminal investigators	60	0.00	\$32.62	\$67,860	2.64	\$23.65	\$29.66	\$32.43	\$35.20	\$43.63	\$49,192	\$61,692	\$67,449	\$73,206	\$90,754
33-3051	Police and sheriff's patrol officers	630	1.89	\$32.35	\$67,282	2.12	\$24.77	\$28.51	\$32.41	\$36.21	\$41.78	\$51,517	\$59,298	\$67,422	\$75,317	\$86,906
33-9011	Animal control workers	#	#	\$19.64	\$40,854	2.75	\$13.06	\$15.32	\$19.19	\$23.92	\$27.21	\$27,168	\$31,865	\$39,923	\$49,743	\$56,591
33-9032	Security guards	270	11.07	\$14.87	\$30,938	9.42	\$8.33	\$9.35	\$12.75	\$18.03	\$26.06	\$17,321	\$19,456	\$26,517	\$37,503	\$54,203
33-9092	Lifeguards, ski patrol, and other recreational protective service workers	400	2.19	\$9.58	\$19,936	1.97	\$8.02	\$8.59	\$9.55	\$10.71	\$11.40	\$16,680	\$17,863	\$19,874	\$22,271	\$23,709
33-9099	Protective service workers, all other	240	3.97	\$18.35	\$38,172	3.62	\$10.95	\$13.31	\$16.63	\$22.89	\$28.08	\$22,772	\$27,693	\$34,588	\$47,607	\$58,416
35-0000	Food preparation and serving-related	15,690	2.40	\$10.88	\$22,638	2.29	\$7.96	\$8.45	\$9.25	\$11.86	\$16.96	\$16,562	\$17,569	\$19,248	\$24,660	\$35,267
35-1011	Chefs and head cooks	170	22.81	\$23.09	\$48,029	10.04	\$15.78	\$17.69	\$20.19	\$22.37	\$27.59	\$32,818	\$36,787	\$41,999	\$46,539	\$57,377
35-1012	First-line supervisors/managers of food preparation and serving workers	930	10.86	\$17.97	\$37,372	2.13	\$12.85	\$15.44	\$17.75	\$20.88	\$22.93	\$26,734	\$32,114	\$36,923	\$43,420	\$47,687
35-2011	Cooks, fast food	#	#	\$9.71	\$20,204	3.63	\$8.03	\$8.61	\$9.75	\$10.85	\$11.51	\$16,700	\$17,912	\$20,277	\$22,558	\$23,931
35-2012	Cooks, institution and cafeteria	510	9.57	\$13.02	\$27,090	2.41	\$9.60	\$10.59	\$12.47	\$14.61	\$17.48	\$19,960	\$22,023	\$25,929	\$30,387	\$36,365
35-2014	Cooks, restaurant	1,840	12.59	\$10.80	\$22,473	2.75	\$8.25	\$9.17	\$10.56	\$12.36	\$14.20	\$17,160	\$19,064	\$21,967	\$25,708	\$29,531
35-2015	Cooks, short order	#	#	\$11.99	\$24,935	3.56	\$9.55	\$10.41	\$11.95	\$13.57	\$14.57	\$19,862	\$21,662	\$24,856	\$28,235	\$30,309

Data unavailable

Occupational Code	Occupational Title	Employment Estimate	Employment Percentage Relative Standard Error	Average Hourly Wage	Average Annual Wage	Wage Percentage Relative Standard Error	10th Percentile (Hourly)	25th Percentile (Hourly)	50th Percentile (Hourly)	75th Percentile (Hourly)	90th Percentile (Hourly)	10th Percentile (Annual)	25th Percentile (Annual)	50th Percentile (Annual)	75th Percentile (Annual)	90th Percentile (Annual)
35-2019	Cooks, all other	20	32.93	\$17.05	\$35,472	7.78	\$11.36	\$15.75	\$17.26	\$18.79	\$21.58	\$23,629	\$32,754	\$35,901	\$39,077	\$44,883
35-2021	Food preparation workers	540	16.54	\$10.17	\$21,156	4.82	\$8.02	\$8.59	\$9.60	\$11.42	\$14.18	\$16,682	\$17,869	\$19,974	\$23,756	\$29,485
35-3011	Bartenders	530	17.76	\$12.42	\$25,834	11.47	\$7.90	\$8.30	\$8.96	\$15.76	\$24.11	\$16,439	\$17,261	\$18,631	\$32,780	\$50,143
35-3021	Combined food preparation and serving workers, including fast food	4,280	10.32	\$9.42	\$19,597	2.37	\$7.91	\$8.31	\$8.99	\$10.33	\$12.36	\$16,452	\$17,294	\$18,697	\$21,496	\$25,709
35-3022	Counter attendants, cafeteria, food concession, and coffee shop	220	41.37	\$9.79	\$20,358	5.03	\$8.00	\$8.54	\$9.44	\$10.80	\$11.65	\$16,644	\$17,773	\$19,625	\$22,467	\$24,227
35-3031	Waiters and waitresses	4,040	9.04	\$10.81	\$22,488	7.36	\$7.88	\$8.25	\$8.85	\$10.90	\$19.33	\$16,396	\$17,154	\$18,417	\$22,676	\$40,205
35-3041	Food servers, nonrestaurant	320	25.52	\$9.93	\$20,646	3.08	\$8.03	\$8.62	\$9.83	\$11.18	\$12.74	\$16,705	\$17,926	\$20,452	\$23,255	\$26,506
35-9011	Dining room and cafeteria attendants and bartender helpers	460	32.95	\$10.28	\$21,381	7.59	\$7.91	\$8.32	\$8.99	\$12.08	\$16.18	\$16,455	\$17,300	\$18,708	\$25,121	\$33,649
35-9021	Dishwashers	640	32.97	\$8.81	\$18,322	1.98	\$7.88	\$8.23	\$8.82	\$9.43	\$10.83	\$16,382	\$17,118	\$18,345	\$19,619	\$22,521
35-9031	Hosts and hostesses, restaurant, lounge, and coffee shop	540	22.88	\$8.65	\$17,992	2.34	\$7.86	\$8.18	\$8.73	\$9.28	\$10.54	\$16,344	\$17,024	\$18,157	\$19,298	\$21,919
37-0000	Building and grounds cleaning and maintenance	4,120	5.91	\$13.37	\$27,808	2.32	\$9.36	\$10.32	\$12.12	\$14.83	\$19.52	\$19,461	\$21,469	\$25,207	\$30,854	\$40,593
37-1011	First-line supervisors/managers of housekeeping and janitorial workers	140	20.97	\$20.60	\$42,847	3.74	\$12.99	\$16.38	\$20.46	\$23.30	\$29.09	\$27,018	\$34,072	\$42,551	\$48,463	\$60,499
37-1012	First-line supervisors/managers of landscaping, lawn service, and groundskeeping workers	120	22.40	\$24.93	\$51,862	5.91	\$13.96	\$18.63	\$22.84	\$32.60	\$36.29	\$29,046	\$38,750	\$47,511	\$67,815	\$75,490
37-2011	Janitors and cleaners, except maids and housekeeping cleaners	1,790	12.41	\$13.19	\$27,432	3.32	\$9.54	\$10.47	\$12.30	\$15.22	\$18.23	\$19,834	\$21,778	\$25,582	\$31,668	\$37,920
37-2012	Maids and housekeeping cleaners	640	47.39	\$10.60	\$22,045	3.76	\$8.42	\$9.49	\$10.53	\$11.59	\$13.58	\$17,522	\$19,735	\$21,893	\$24,112	\$28,254
37-3011	Landscaping and groundskeeping workers	1,420	14.09	\$13.10	\$27,257	3.20	\$9.44	\$10.39	\$12.29	\$14.45	\$18.21	\$19,640	\$21,614	\$25,562	\$30,056	\$37,885
39-0000	Personal care and service	4,310	4.18	\$14.41	\$29,973	3.58	\$8.43	\$9.64	\$11.85	\$16.92	\$25.59	\$17,541	\$20,051	\$24,641	\$35,184	\$53,227
39-1021	First-line supervisors/managers of personal service workers	130	19.21	\$21.15	\$43,993	3.87	\$11.97	\$13.89	\$18.68	\$28.43	\$34.24	\$24,894	\$28,893	\$38,864	\$59,143	\$71,225
39-2021	Nonfarm animal caretakers	360	14.23	\$12.73	\$26,479	8.06	\$8.23	\$9.11	\$10.66	\$13.70	\$22.24	\$17,112	\$18,943	\$22,176	\$28,501	\$46,260
39-3091	Amusement and recreation attendants	210	19.94	\$11.31	\$23,517	1.60	\$8.13	\$8.87	\$10.33	\$12.44	\$17.21	\$16,917	\$18,455	\$21,481	\$25,878	\$35,798
39-5012	Hairdressers, hairstylists, and cosmetologists	520	23.24	\$13.50	\$28,078	5.60	\$8.64	\$10.46	\$12.59	\$14.15	\$20.31	\$17,961	\$21,762	\$26,195	\$29,430	\$42,236
39-5092	Manicurists and pedicurists	110	38.11	\$12.33	\$25,636	7.67	\$8.52	\$9.77	\$11.65	\$13.99	\$18.84	\$17,717	\$20,316	\$24,224	\$29,103	\$39,196
39-5094	Skin care specialists	50	31.74	\$18.39	\$38,253	6.69	\$12.94	\$14.94	\$18.45	\$21.43	\$24.48	\$26,925	\$31,078	\$38,370	\$44,570	\$50,918
39-6011	Baggage porters and bellhops	30	26.93	\$16.45	\$34,222	19.56	\$9.63	\$10.63	\$19.12	\$20.94	\$22.02	\$20,021	\$22,115	\$39,779	\$43,550	\$45,812
39-6012	Concierges	40	32.26	\$13.29	\$27,646	2.30	\$11.83	\$12.37	\$13.26	\$14.16	\$14.74	\$24,604	\$25,722	\$27,587	\$29,452	\$30,666
39-7011	Tour guides and escorts	30	20.00	\$11.09	\$23,075	6.84	\$8.08	\$8.74	\$10.16	\$12.98	\$16.59	\$16,808	\$18,182	\$21,138	\$27,002	\$34,504
39-9011	Child care workers	850	13.25	\$11.07	\$23,026	3.80	\$8.04	\$8.63	\$9.93	\$13.24	\$16.72	\$16,718	\$17,959	\$20,644	\$27,542	\$34,788
39-9021	Personal and home care aides	670	13.94	\$11.51	\$23,938	5.27	\$8.45	\$9.55	\$10.73	\$12.86	\$16.57	\$17,569	\$19,872	\$22,309	\$26,753	\$34,456
39-9031	Fitness trainers and aerobics instructors	680	11.08	\$21.97	\$45,689	5.89	\$10.48	\$13.98	\$22.26	\$28.03	\$34.48	\$21,803	\$29,073	\$46,303	\$58,311	\$71,725
39-9032	Recreation workers	300	17.71	\$12.68	\$26,378	2.50	\$8.78	\$10.04	\$11.65	\$14.49	\$18.36	\$18,253	\$20,882	\$24,234	\$30,144	\$38,185
39-9099	Personal care and service workers, all other	#	#	\$15.82	\$35,914	20.66	\$9.77	\$10.45	\$12.61	\$20.33	\$26.04	\$20,311	\$21,743	\$26,228	\$42,286	\$54,170
41-0000	Sales and related	17,160	3.19	\$21.77	\$45,291	3.24	\$8.50	\$9.92	\$14.29	\$27.23	\$46.97	\$17,670	\$20,623	\$29,720	\$56,629	\$97,700
41-1011	First-line supervisors/managers of retail sales workers	1,200	8.05	\$20.64	\$42,932	3.21	\$11.71	\$13.93	\$17.99	\$23.68	\$35.95	\$24,352	\$28,978	\$37,421	\$49,248	\$74,783
41-1012	First-line supervisors/managers of non-retail sales workers	280	17.08	\$45.74	\$95,143	8.13	\$23.44	\$28.09	\$37.98	\$64.23	\$77.66	\$48,749	\$58,420	\$78,989	\$133,601	\$161,536
41-2011	Cashiers	3,350	5.72	\$10.69	\$22,243	2.24	\$8.08	\$8.74	\$10.10	\$11.70	\$14.96	\$16,810	\$18,188	\$21,000	\$24,336	\$31,117
41-2021	Counter and rental clerks	450	15.91	\$12.39	\$25,771	4.52	\$8.15	\$8.90	\$10.50	\$13.43	\$20.49	\$16,948	\$18,502	\$21,839	\$27,924	\$42,623
41-2022	Parts salespersons	170	30.99	\$17.04	\$35,450	9.46	\$9.25	\$11.03	\$15.00	\$22.64	\$28.40	\$19,237	\$22,947	\$31,191	\$47,083	\$59,077
41-2031	Retail salespersons	4,930	5.40	\$13.79	\$28,681	3.82	\$8.21	\$9.05	\$11.07	\$14.57	\$25.34	\$17,082	\$18,827	\$23,032	\$30,311	\$52,709
41-3011	Advertising sales agents	180	25.09	\$21.46	\$44,627	8.91	\$11.14	\$13.25	\$16.90	\$27.52	\$37.45	\$23,175	\$27,552	\$35,161	\$57,238	\$77,900

Data unavailable

Occupational Code	Occupational Title	Employment Estimate	Employment Percentage Relative Standard Error	Average Hourly Wage	Average Annual Wage	Wage Percentage Relative Standard Error	10th Percentile (Hourly)	25th Percentile (Hourly)	50th Percentile (Hourly)	75th Percentile (Hourly)	90th Percentile (Hourly)	10th Percentile (Annual)	25th Percentile (Annual)	50th Percentile (Annual)	75th Percentile (Annual)	90th Percentile (Annual)
41-3021	Insurance sales agents	290	28.72	\$23.81	\$49,519	13.42	\$9.04	\$16.19	\$21.65	\$30.60	\$36.89	\$18,802	\$33,683	\$45,032	\$63,657	\$76,737
41-3031	Securities, commodities, and financial services sales agents	440	14.77	\$29.60	\$61,575	9.80	\$13.92	\$16.43	\$20.94	\$33.33	\$56.41	\$28,952	\$34,166	\$43,560	\$69,328	\$117,334
41-3041	Travel agents	120	23.59	\$17.55	\$36,508	10.50	\$10.41	\$11.72	\$14.42	\$19.16	\$30.55	\$21,651	\$24,373	\$29,989	\$39,846	\$63,550
41-3098	Sales representatives of services, except advertising, insurance, travel, and financial services	160	28.78	\$25.94	\$53,949	12.14	\$14.33	\$16.27	\$18.68	\$23.52	\$43.32	\$29,810	\$33,834	\$38,846	\$48,922	\$90,099
41-3099	Sales representatives, services, all other	1,310	11.80	\$37.60	\$78,201	8.07	\$11.64	\$17.60	\$29.17	\$50.83	\$67.31	\$24,218	\$36,608	\$60,665	\$105,734	\$139,996
41-4011	Sales representatives, wholesale and manufacturing, technical and scientific products	950	12.28	\$44.09	\$91,709	6.93	\$23.66	\$26.89	\$38.60	\$58.27	\$71.87	\$49,218	\$55,935	\$80,286	\$121,193	\$149,485
41-4012	Sales representatives, wholesale and manufacturing, except technical and scientific products	2,230	7.22	\$35.88	\$74,630	4.09	\$12.99	\$19.82	\$32.56	\$47.12	\$62.13	\$27,011	\$41,229	\$67,732	\$98,003	\$129,228
41-9011	Demonstrators and product promoters	20	19.25	#	#	#	#	#	#	#	#	#	#	#	#	#
41-9021	Real estate brokers	#	#	\$33.38	\$69,437	22.91	\$15.89	\$17.33	\$20.28	\$40.89	\$79.88	\$33,055	\$36,057	\$42,191	\$85,050	\$166,142
41-9022	Real estate sales agents	210	23.55	\$22.52	\$46,850	12.23	\$9.31	\$15.21	\$18.15	\$31.59	\$36.13	\$19,368	\$31,640	\$37,750	\$65,704	\$75,159
41-9031	Sales engineers	190	10.55	\$46.58	\$96,879	5.88	\$26.00	\$30.21	\$41.85	\$56.62	\$79.69	\$54,084	\$62,834	\$87,055	\$117,764	\$165,759
41-9041	Telemarketers	630	46.03	\$13.53	\$28,135	5.99	\$8.10	\$8.74	\$10.15	\$17.00	\$26.33	\$16,852	\$18,179	\$21,107	\$35,367	\$54,757
41-9099	Sales and related workers, all other	210	13.89	\$16.40	\$34,119	8.68	\$8.19	\$9.02	\$14.40	\$21.00	\$30.65	\$17,043	\$18,770	\$29,953	\$43,680	\$63,758
43-0000	Office and administrative support	24,210	2.72	\$18.01	\$37,459	1.83	\$9.88	\$12.77	\$16.78	\$21.94	\$27.75	\$20,557	\$26,562	\$34,894	\$45,641	\$57,718
43-1011	First-line supervisors/managers of office and administrative support workers	1,190	5.47	\$25.37	\$52,765	2.03	\$13.82	\$17.82	\$23.76	\$31.68	\$37.54	\$28,746	\$37,060	\$49,417	\$65,903	\$78,091
43-2011	Switchboard operators, including answering service	#	#	\$12.78	\$26,583	14.74	\$8.71	\$9.94	\$11.02	\$13.87	\$21.16	\$18,125	\$20,668	\$22,924	\$28,855	\$44,021
43-3011	Bill and account collectors	200	25.45	\$16.84	\$35,025	4.44	\$12.02	\$13.12	\$14.97	\$18.90	\$23.77	\$25,006	\$27,282	\$31,130	\$39,306	\$49,436
43-3021	Billing and posting clerks and machine operators	440	16.34	\$17.94	\$37,326	2.29	\$13.91	\$15.73	\$17.63	\$20.10	\$22.60	\$28,943	\$32,729	\$36,671	\$41,810	\$47,011
43-3031	Bookkeeping, accounting, and auditing clerks	2,020	5.79	\$18.41	\$38,296	2.10	\$9.65	\$13.91	\$17.95	\$22.56	\$27.65	\$20,068	\$28,933	\$37,333	\$46,932	\$57,503
43-3051	Payroll and timekeeping clerks	140	20.15	\$18.51	\$38,493	4.17	\$9.53	\$15.51	\$17.86	\$22.16	\$26.82	\$19,825	\$32,269	\$37,158	\$46,094	\$55,781
43-3061	Procurement clerks	60	10.45	\$23.03	\$47,910	3.28	\$16.25	\$18.40	\$22.39	\$26.96	\$31.95	\$33,795	\$38,273	\$46,563	\$56,080	\$66,464
43-3071	Tellers	490	11.52	\$13.14	\$27,341	5.61	\$9.77	\$10.47	\$11.63	\$14.65	\$19.76	\$20,324	\$21,770	\$24,183	\$30,464	\$41,108
43-3099	Financial clerks, all other	20	27.70	\$17.58	\$36,568	3.22	\$15.38	\$16.11	\$17.33	\$18.58	\$21.22	\$31,999	\$33,519	\$36,053	\$38,646	\$44,133
43-4011	Brokerage clerks	70	34.41	\$18.86	\$39,232	7.61	\$13.61	\$16.06	\$18.28	\$21.66	\$25.80	\$28,302	\$33,412	\$38,031	\$45,053	\$53,673
43-4031	Court, municipal, and license clerks	170	1.40	\$20.99	\$43,663	1.44	\$15.22	\$17.03	\$20.63	\$25.01	\$27.78	\$31,654	\$35,428	\$42,903	\$52,015	\$57,784
43-4041	Credit authorizers, checkers, and clerks	#	#	\$21.79	\$45,322	4.62	\$13.74	\$16.84	\$23.66	\$26.77	\$28.63	\$28,589	\$35,018	\$49,211	\$55,674	\$59,552
43-4051	Customer service representatives	3,020	11.67	\$16.83	\$35,012	3.63	\$9.05	\$12.50	\$15.54	\$19.85	\$26.31	\$18,814	\$26,010	\$32,329	\$41,280	\$54,729
43-4061	Eligibility interviewers, government programs	110	5.61	\$18.99	\$39,494	2.36	\$15.11	\$16.20	\$18.01	\$21.25	\$24.23	\$31,433	\$33,686	\$37,455	\$44,196	\$50,401
43-4071	File clerks	170	11.24	\$14.71	\$30,595	2.93	\$10.37	\$11.89	\$14.04	\$17.13	\$20.48	\$21,571	\$24,730	\$29,206	\$35,629	\$42,592
43-4081	Hotel, motel, and resort desk clerks	210	17.55	\$11.84	\$24,627	6.48	\$8.39	\$9.57	\$12.50	\$13.87	\$14.73	\$17,461	\$19,903	\$25,991	\$28,841	\$30,633
43-4111	Interviewers, except eligibility and loan	460	14.40	\$11.96	\$24,887	7.27	\$8.02	\$8.60	\$10.96	\$14.67	\$18.00	\$16,686	\$17,878	\$22,791	\$30,507	\$37,432
43-4121	Library assistants, clerical	80	7.98	\$14.22	\$29,584	3.52	\$9.28	\$12.00	\$13.63	\$16.68	\$20.34	\$19,303	\$24,967	\$28,360	\$34,688	\$42,315
43-4131	Loan interviewers and clerks	90	18.43	\$19.25	\$40,043	7.35	\$10.65	\$15.52	\$18.10	\$24.76	\$27.65	\$22,151	\$32,285	\$43,644	\$51,500	\$57,520
43-4141	New accounts clerks	50	44.99	\$17.28	\$35,937	5.52	\$12.86	\$14.26	\$16.74	\$20.16	\$22.64	\$26,746	\$29,651	\$34,818	\$41,941	\$47,089
43-4151	Order clerks	160	16.01	\$16.99	\$35,330	2.79	\$11.01	\$14.76	\$16.94	\$19.34	\$22.66	\$22,909	\$30,694	\$35,238	\$40,234	\$47,133
43-4161	Human resources assistants, except payroll and timekeeping	120	7.02	\$19.00	\$39,519	2.57	\$12.14	\$15.25	\$19.09	\$22.53	\$26.35	\$25,259	\$31,718	\$39,713	\$46,870	\$54,809
43-4171	Receptionists and information clerks	1,360	10.14	\$14.14	\$29,416	2.59	\$10.03	\$11.92	\$13.78	\$16.42	\$18.68	\$20,856	\$24,800	\$28,654	\$34,161	\$38,855
43-4199	Information and record clerks, all other	370	10.09	\$19.28	\$40,101	2.75	\$11.38	\$15.42	\$18.36	\$23.82	\$27.88	\$23,669	\$32,082	\$38,182	\$49,538	\$57,993
43-5021	Couriers and messengers	30	44.39	\$13.74	\$28,578	9.04	\$9.92	\$10.89	\$14.57	\$16.43	\$17.56	\$20,632	\$22,646	\$30,296	\$34,183	\$36,527
43-5031	Police, fire, and ambulance dispatchers	90	1.48	\$24.24	\$50,414	2.38	\$19.21	\$20.89	\$23.80	\$27.40	\$31.04	\$39,950	\$43,449	\$49,502	\$56,996	\$64,555
43-5032	Dispatchers, except police, fire, and ambulance	80	13.44	\$17.42	\$36,243	6.80	\$10.61	\$12.39	\$17.17	\$21.25	\$23.41	\$22,071	\$25,779	\$35,716	\$44,192	\$48,687
43-5051	Postal service clerks	100	0.00	\$24.67	\$51,306	#	\$23.81	\$25.52	\$25.52	\$25.53	\$25.54	\$49,518	\$53,085	\$53,092	\$53,099	\$53,120

Data unavailable

Occupational Code	Occupational Title	Employment Estimate	Employment Percentage Relative Standard Error	Average Hourly Wage	Average Annual Wage	Wage Percentage Relative Standard Error	10th Percentile (Hourly)	25th Percentile (Hourly)	50th Percentile (Hourly)	75th Percentile (Hourly)	90th Percentile (Hourly)	10th Percentile (Annual)	25th Percentile (Annual)	50th Percentile (Annual)	75th Percentile (Annual)	90th Percentile (Annual)
43-5052	Postal service mail carriers	410	0.00	\$25.87	\$53,814	#	\$19.46	\$25.70	\$27.16	\$27.17	\$27.74	\$40,475	\$53,449	\$56,498	\$56,509	\$57,706
43-5053	Postal service mail sorters, processors, and processing machine operators	50	0.00	\$22.94	\$47,719	#	\$13.00	\$25.52	\$25.53	\$25.53	\$26.08	\$27,048	\$53,082	\$53,092	\$53,102	\$54,256
43-5061	Production, planning, and expediting clerks	290	10.00	\$22.35	\$46,487	4.16	\$14.51	\$16.69	\$21.10	\$27.73	\$33.70	\$30,171	\$34,718	\$43,886	\$57,674	\$70,091
43-5071	Shipping, receiving, and traffic clerks	930	9.92	\$15.58	\$32,408	2.93	\$9.92	\$11.91	\$14.23	\$17.93	\$22.98	\$20,633	\$24,777	\$29,600	\$37,303	\$47,800
43-5081	Stock clerks and order fillers	1,710	3.98	\$13.08	\$27,201	2.53	\$8.59	\$9.92	\$11.96	\$16.10	\$18.55	\$17,877	\$20,628	\$24,882	\$33,485	\$38,577
43-5111	Weighers, measurers, checkers, and samplers, recordkeeping	30	46.19	\$14.75	\$30,677	9.20	\$10.37	\$11.59	\$14.16	\$16.81	\$18.98	\$21,575	\$24,113	\$29,453	\$34,975	\$39,478
43-6011	Executive secretaries and administrative assistants	2,160	5.15	\$26.75	\$55,635	1.98	\$17.01	\$20.25	\$24.74	\$32.24	\$37.21	\$35,388	\$42,129	\$51,456	\$67,049	\$77,396
43-6012	Legal secretaries	140	32.97	\$23.71	\$49,312	9.43	\$16.35	\$19.14	\$23.39	\$28.37	\$32.97	\$34,003	\$39,814	\$48,645	\$59,015	\$68,586
43-6013	Medical secretaries	520	15.87	\$16.33	\$33,967	4.58	\$10.33	\$12.66	\$16.02	\$20.40	\$22.76	\$21,485	\$26,325	\$33,324	\$42,425	\$47,338
43-6014	Secretaries, except legal, medical, and executive	4,280	4.58	\$17.02	\$35,408	1.51	\$10.13	\$13.39	\$16.83	\$20.61	\$24.42	\$21,076	\$27,859	\$35,016	\$42,875	\$50,791
43-9011	Computer operators	60	21.69	\$21.11	\$43,916	5.59	\$13.23	\$15.93	\$21.08	\$25.56	\$29.56	\$27,518	\$33,135	\$43,842	\$53,168	\$61,495
43-9021	Data entry keyers	180	34.16	\$17.32	\$36,018	7.19	\$10.37	\$12.45	\$15.77	\$20.88	\$29.28	\$21,579	\$25,903	\$32,809	\$43,434	\$60,905
43-9022	Word processors and typists	50	33.75	\$11.21	\$23,323	10.98	\$8.11	\$8.80	\$11.53	\$13.34	\$14.63	\$16,858	\$18,309	\$23,984	\$27,737	\$30,430
43-9031	Desktop publishers	#	#	\$18.76	\$39,022	12.28	\$12.64	\$15.31	\$17.28	\$21.89	\$28.11	\$26,286	\$31,854	\$35,937	\$45,524	\$58,463
43-9051	Mail clerks and mail machine operators, except postal service	#	#	\$13.33	\$27,734	13.85	\$8.17	\$8.97	\$11.71	\$15.12	\$24.71	\$16,996	\$18,654	\$24,349	\$31,458	\$51,405
43-9061	Office clerks, general	1,710	9.28	\$16.43	\$34,166	2.18	\$9.96	\$11.60	\$15.34	\$19.07	\$25.74	\$20,709	\$24,124	\$31,917	\$39,663	\$53,532
43-9071	Office machine operators, except computer	60	37.36	\$13.48	\$28,036	16.69	\$8.09	\$8.76	\$10.68	\$18.05	\$22.19	\$16,820	\$18,213	\$22,216	\$37,545	\$46,158
43-9199	Office and administrative support workers, all other	80	7.97	\$21.06	\$43,800	4.38	\$12.87	\$15.80	\$19.37	\$22.47	\$38.01	\$26,765	\$32,871	\$40,291	\$46,741	\$79,068
45-0000	Farming, fishing, and forestry	280	38.28	\$14.41	\$29,978	3.51	\$9.24	\$12.00	\$13.96	\$16.57	\$18.35	\$19,213	\$24,958	\$29,035	\$34,464	\$38,165
45-2092	Farmworkers and laborers, crop, nursery, and greenhouse	#	#	\$14.09	\$29,312	6.44	\$10.29	\$12.37	\$13.90	\$16.15	\$17.88	\$21,413	\$25,738	\$28,919	\$33,595	\$37,187
45-2093	Farmworkers, farm and ranch animals	70	23.20	\$13.26	\$27,585	10.45	\$8.48	\$9.90	\$13.35	\$16.53	\$18.17	\$17,637	\$20,598	\$27,770	\$34,388	\$37,793
47-0000	Construction and extraction	3,600	7.91	\$19.99	\$41,584	1.96	\$12.46	\$14.95	\$18.27	\$23.90	\$29.62	\$25,922	\$31,097	\$38,003	\$49,716	\$61,603
47-1011	First-line supervisors/managers of construction trades and extraction workers	260	17.59	\$29.16	\$60,651	4.13	\$17.32	\$20.73	\$27.72	\$34.31	\$41.94	\$36,023	\$43,116	\$57,654	\$71,367	\$87,231
47-2021	Brickmasons and blockmasons	40	45.92	\$24.91	\$51,818	11.46	\$16.21	\$20.90	\$25.75	\$28.79	\$33.35	\$33,717	\$43,474	\$53,559	\$59,875	\$69,362
47-2031	Carpenters	510	12.86	\$19.67	\$40,918	6.96	\$12.03	\$13.52	\$18.50	\$24.16	\$31.54	\$25,023	\$28,114	\$38,471	\$50,259	\$65,608
47-2051	Cement masons and concrete finishers	120	32.86	\$14.89	\$30,972	8.06	\$9.85	\$12.53	\$14.71	\$17.46	\$20.48	\$20,489	\$26,059	\$30,593	\$36,318	\$42,603
47-2061	Construction laborers	380	36.46	\$15.38	\$31,982	2.62	\$10.81	\$13.02	\$15.54	\$17.47	\$19.26	\$22,477	\$27,090	\$32,313	\$36,348	\$40,060
47-2071	Paving, surfacing, and tamping equipment operators	40	49.72	\$19.18	\$39,884	4.78	\$15.10	\$16.10	\$17.76	\$21.71	\$26.63	\$31,405	\$33,478	\$36,932	\$45,151	\$55,398
47-2073	Operating engineers and other construction equipment operators	240	34.50	\$19.35	\$40,255	3.12	\$14.86	\$16.10	\$18.15	\$22.58	\$26.38	\$30,914	\$33,481	\$37,759	\$46,966	\$54,876
47-2081	Drywall and ceiling tile installers	40	9.54	#	#	#	#	#	#	#	#	#	#	#	#	#
47-2111	Electricians	520	6.90	\$21.61	\$44,948	3.72	\$15.46	\$16.92	\$20.00	\$26.03	\$31.67	\$32,160	\$35,193	\$41,594	\$54,140	\$65,874
47-2141	Painters, construction and maintenance	150	7.75	\$17.08	\$35,528	5.46	\$10.63	\$13.87	\$16.68	\$20.42	\$24.53	\$22,108	\$28,841	\$34,694	\$42,472	\$51,028
47-2152	Plumbers, pipefitters, and steamfitters	310	22.19	\$22.33	\$46,445	4.18	\$13.84	\$17.54	\$23.59	\$26.96	\$29.03	\$28,778	\$36,476	\$49,065	\$56,082	\$60,378
47-2161	Plasterers and stucco masons	30	48.97	\$17.83	\$37,079	11.53	\$13.19	\$14.94	\$17.97	\$20.97	\$22.44	\$27,439	\$31,079	\$37,386	\$43,617	\$46,670
47-2181	Roofers	110	11.99	\$17.84	\$37,107	3.90	\$12.82	\$15.06	\$17.01	\$19.83	\$24.68	\$26,661	\$31,332	\$35,387	\$41,249	\$51,340
47-2211	Sheet metal workers	#	#	\$17.19	\$35,755	4.84	\$12.24	\$13.09	\$14.51	\$20.46	\$26.74	\$25,459	\$27,227	\$30,174	\$42,562	\$55,615
47-2231	Solar photovoltaic installers	70	17.77	\$17.23	\$35,848	6.00	\$12.63	\$14.28	\$16.74	\$19.49	\$22.15	\$26,262	\$29,697	\$34,815	\$40,540	\$46,072
47-4011	Construction and building inspectors	100	41.95	\$25.06	\$52,131	6.69	\$12.25	\$23.12	\$25.92	\$28.83	\$34.58	\$25,473	\$48,083	\$53,917	\$59,959	\$71,929
47-4051	Highway maintenance workers	50	0.00	\$21.60	\$44,935	2.36	\$15.53	\$17.93	\$20.97	\$25.23	\$28.83	\$32,303	\$37,299	\$43,621	\$52,483	\$59,960
47-4099	Construction and related workers, all other	80	13.09	\$17.87	\$37,170	2.52	\$11.52	\$14.24	\$19.00	\$21.29	\$22.66	\$23,964	\$29,611	\$39,513	\$44,278	\$47,137
49-0000	Installation, maintenance, and repair	4,060	4.50	\$21.27	\$44,235	2.24	\$10.71	\$14.78	\$20.16	\$27.12	\$33.64	\$22,270	\$30,738	\$41,928	\$56,405	\$69,979
49-1011	First-line supervisors/managers of mechanics, installers, and repairers	240	7.24	\$34.86	\$72,505	3.49	\$22.23	\$28.95	\$34.99	\$41.88	\$48.18	\$46,246	\$60,224	\$72,784	\$87,119	\$100,205

Data unavailable

Occupational Code	Occupational Title	Employment Estimate	Employment Percentage Relative Standard Error	Average Hourly Wage	Average Annual Wage	Wage Percentage Relative Standard Error	10th Percentile (Hourly)	25th Percentile (Hourly)	50th Percentile (Hourly)	75th Percentile (Hourly)	90th Percentile (Hourly)	10th Percentile (Annual)	25th Percentile (Annual)	50th Percentile (Annual)	75th Percentile (Annual)	90th Percentile (Annual)
49-2011	Computer, automated teller, and office machine repairers	120	27.61	\$21.64	\$45,008	3.08	\$14.05	\$17.83	\$21.99	\$26.12	\$28.60	\$29,230	\$37,095	\$45,734	\$54,327	\$59,483
49-2022	Telecommunications equipment installers and repairers, except line installers	260	23.31	\$30.55	\$63,544	4.80	\$22.60	\$29.69	\$31.98	\$34.28	\$35.66	\$47,007	\$61,757	\$66,519	\$71,307	\$74,180
49-2094	Electrical and electronics repairers, commercial and industrial equipment	90	20.61	\$24.36	\$50,662	4.40	\$14.32	\$18.73	\$25.26	\$28.82	\$33.36	\$29,794	\$38,956	\$52,531	\$59,944	\$69,391
49-2095	Electrical and electronics repairers, powerhouse, substation, and relay	20	35.95	\$33.73	\$70,157	4.19	\$29.88	\$31.31	\$33.71	\$36.10	\$40.41	\$62,142	\$65,129	\$70,108	\$75,087	\$84,056
49-2097	Electronic home entertainment equipment installers and repairers	#	#	\$20.82	\$43,305	3.57	\$17.10	\$19.35	\$21.02	\$22.69	\$25.12	\$35,577	\$40,257	\$43,727	\$47,197	\$52,242
49-2098	Security and fire alarm systems installers	#	#	\$18.40	\$38,270	12.14	\$12.62	\$13.94	\$17.88	\$22.46	\$26.30	\$26,255	\$28,998	\$37,201	\$46,708	\$54,713
49-3011	Aircraft mechanics and service technicians	30	21.71	\$23.09	\$48,020	10.99	\$13.18	\$15.16	\$24.01	\$30.84	\$34.51	\$27,425	\$31,532	\$49,934	\$64,140	\$71,790
49-3021	Automotive body and related repairers	90	19.15	\$23.27	\$48,404	13.14	\$11.97	\$17.24	\$21.26	\$25.83	\$39.92	\$24,900	\$35,851	\$44,217	\$53,729	\$83,023
49-3023	Automotive service technicians and mechanics	870	12.44	\$17.16	\$35,695	6.97	\$8.69	\$12.59	\$15.84	\$20.75	\$28.19	\$18,067	\$26,179	\$32,938	\$43,164	\$58,637
49-3031	Bus and truck mechanics and diesel engine specialists	60	9.23	\$24.34	\$50,621	2.25	\$18.29	\$21.23	\$24.50	\$27.17	\$28.81	\$38,053	\$44,167	\$50,967	\$56,517	\$59,919
49-3042	Mobile heavy equipment mechanics, except engines	80	32.17	\$20.73	\$43,114	4.71	\$14.21	\$16.92	\$21.07	\$25.16	\$27.50	\$29,556	\$35,190	\$43,826	\$52,332	\$57,202
49-3052	Motorcycle mechanics	50	14.56	\$14.41	\$29,978	13.94	\$8.86	\$11.25	\$13.91	\$17.94	\$21.00	\$18,421	\$23,397	\$28,936	\$37,305	\$43,687
49-3093	Tire repairers and changers	200	20.92	\$11.48	\$23,886	6.23	\$8.39	\$9.45	\$10.84	\$13.02	\$15.74	\$17,461	\$19,657	\$22,557	\$27,076	\$32,736
49-9021	Heating, air conditioning, and refrigeration mechanics and installers	180	34.13	\$26.24	\$54,589	3.39	\$19.39	\$21.86	\$25.93	\$30.46	\$34.93	\$40,338	\$45,461	\$53,944	\$63,353	\$72,651
49-9031	Home appliance repairers	#	#	\$11.28	\$23,454	10.69	\$9.51	\$9.89	\$10.53	\$11.17	\$16.00	\$19,771	\$20,569	\$21,897	\$23,226	\$33,273
49-9041	Industrial machinery mechanics	170	18.27	\$26.55	\$55,232	2.13	\$19.93	\$22.34	\$25.94	\$29.81	\$35.54	\$41,450	\$46,462	\$53,947	\$62,007	\$73,920
49-9043	Maintenance workers, machinery	#	#	\$16.56	\$34,453	4.82	\$10.62	\$12.45	\$16.14	\$20.01	\$23.42	\$22,089	\$25,891	\$33,570	\$41,624	\$48,710
49-9051	Electrical power-line installers and repairers	50	40.69	\$33.65	\$69,983	5.20	\$25.98	\$29.95	\$33.87	\$38.09	\$42.57	\$54,048	\$62,288	\$70,445	\$79,228	\$88,544
49-9062	Medical equipment repairers	80	28.24	\$23.43	\$48,743	3.55	\$14.04	\$16.68	\$22.42	\$28.75	\$35.49	\$29,209	\$34,693	\$46,635	\$59,797	\$73,822
49-9071	Maintenance and repair workers, general	1,070	6.55	\$19.40	\$40,362	1.84	\$12.19	\$15.56	\$18.88	\$23.14	\$27.31	\$25,346	\$32,369	\$39,278	\$48,133	\$56,813
49-9091	Coin, vending, and amusement machine servicers and repairers	20	37.90	\$12.92	\$26,879	6.52	\$8.41	\$9.55	\$13.27	\$16.06	\$17.67	\$17,483	\$19,871	\$27,608	\$33,407	\$36,750
49-9094	Locksmiths and safe repairers	#	#	\$17.68	\$36,785	6.44	\$14.80	\$15.61	\$16.96	\$18.76	\$23.31	\$30,783	\$32,471	\$35,286	\$39,031	\$48,485
49-9098	Helpers--installation, maintenance, and repair workers	20	21.98	\$16.65	\$34,631	5.52	\$12.47	\$13.79	\$16.49	\$19.63	\$21.60	\$25,946	\$28,682	\$34,303	\$40,836	\$44,926
49-9099	Installation, maintenance, and repair workers, all other	170	17.57	\$20.26	\$42,144	9.68	\$9.88	\$11.96	\$21.02	\$26.97	\$30.60	\$20,541	\$24,876	\$43,725	\$56,101	\$63,644
51-0000	Production	8,480	4.49	\$17.70	\$36,812	1.80	\$9.68	\$12.02	\$15.91	\$21.43	\$28.03	\$20,139	\$24,998	\$33,095	\$44,577	\$58,300
51-1011	First-line supervisors/managers of production and operating workers	560	6.28	\$31.23	\$64,960	2.90	\$16.81	\$21.18	\$28.78	\$39.49	\$51.54	\$34,964	\$44,061	\$59,866	\$82,130	\$107,209
51-2022	Electrical and electronic equipment assemblers	570	10.68	\$17.21	\$35,806	3.89	\$10.66	\$13.25	\$16.73	\$20.97	\$25.38	\$22,181	\$27,562	\$34,790	\$43,614	\$52,799
51-2023	Electromechanical equipment assemblers	690	2.61	\$16.36	\$34,027	2.99	\$12.23	\$13.14	\$14.65	\$18.86	\$23.19	\$25,448	\$27,336	\$30,481	\$39,224	\$48,235
51-2092	Team assemblers	780	13.72	\$13.19	\$27,427	2.70	\$8.48	\$9.93	\$12.75	\$15.66	\$18.89	\$17,631	\$20,645	\$26,528	\$32,567	\$39,299
51-2099	Assemblers and fabricators, all other	100	46.50	\$14.47	\$30,104	5.26	\$9.67	\$12.35	\$15.01	\$17.05	\$18.28	\$20,117	\$25,688	\$31,215	\$35,462	\$38,018
51-3011	Bakers	280	20.52	\$11.76	\$24,455	3.81	\$8.60	\$9.70	\$10.91	\$13.06	\$16.88	\$17,896	\$20,172	\$22,699	\$27,157	\$35,104
51-3021	Butchers and meat cutters	170	35.22	\$14.23	\$29,601	11.26	\$8.47	\$9.87	\$13.83	\$17.40	\$21.57	\$17,613	\$20,533	\$28,776	\$36,189	\$44,875
51-3023	Slaughterers and meat packers	40	0.00	\$15.87	\$33,016	2.94	\$12.36	\$13.13	\$14.42	\$19.67	\$22.04	\$25,718	\$27,320	\$29,989	\$40,904	\$45,844
51-3092	Food batchmakers	300	22.59	\$12.98	\$26,991	5.87	\$8.31	\$9.32	\$13.05	\$16.19	\$17.68	\$17,292	\$19,379	\$27,148	\$33,668	\$36,778
51-3099	Food processing workers, all other	#	#	\$11.02	\$22,931	8.66	\$8.44	\$9.61	\$10.81	\$12.04	\$14.30	\$17,561	\$19,997	\$22,478	\$25,035	\$29,750
51-4011	Computer-controlled machine tool operators, metal and plastic	80	37.50	\$17.58	\$36,569	7.65	\$12.60	\$14.06	\$18.14	\$20.76	\$22.42	\$26,212	\$29,246	\$37,731	\$43,180	\$46,635

Data unavailable

Occupational Code	Occupational Title	Employment Estimate	Employment Percentage Relative Standard Error	Average Hourly Wage	Average Annual Wage	Wage Percentage Relative Standard Error	10th Percentile (Hourly)	25th Percentile (Hourly)	50th Percentile (Hourly)	75th Percentile (Hourly)	90th Percentile (Hourly)	10th Percentile (Annual)	25th Percentile (Annual)	50th Percentile (Annual)	75th Percentile (Annual)	90th Percentile (Annual)
51-4031	Cutting, punching, and press machine setters, operators, and tenders, metal and plastic	#	#	\$16.90	\$35,158	3.89	\$12.66	\$14.02	\$16.69	\$20.01	\$21.95	\$26,338	\$29,170	\$34,719	\$41,619	\$45,666
51-4033	Grinding, lapping, polishing, and buffing machine tool setters, operators, and tenders, metal and plastic	#	#	\$15.26	\$31,750	2.42	\$10.60	\$12.06	\$14.16	\$19.23	\$21.76	\$22,050	\$25,082	\$29,444	\$39,997	\$45,252
51-4041	Machinists	490	17.03	\$24.24	\$50,413	5.79	\$12.76	\$17.16	\$24.43	\$30.54	\$35.52	\$26,539	\$35,703	\$50,806	\$63,519	\$73,876
51-4072	Molding, coremaking, and casting machine setters, operators, and tenders, metal and plastic	110	29.62	\$15.26	\$31,738	9.91	\$8.51	\$10.61	\$13.78	\$20.22	\$24.99	\$17,701	\$22,071	\$28,652	\$42,059	\$51,978
51-4081	Multiple machine tool setters, operators, and tenders, metal and plastic	30	32.74	\$17.91	\$37,245	5.47	\$12.29	\$15.29	\$17.95	\$20.90	\$22.66	\$25,568	\$31,800	\$37,329	\$43,471	\$47,140
51-4121	Welders, cutters, solderers, and brazers	100	17.74	\$22.98	\$47,795	2.27	\$17.88	\$19.75	\$21.91	\$25.74	\$30.81	\$37,184	\$41,085	\$45,568	\$53,533	\$64,087
51-4193	Plating and coating machine setters, operators, and tenders, metal and plastic	40	39.83	\$21.29	\$44,289	6.96	\$13.18	\$16.70	\$20.46	\$24.34	\$27.72	\$27,409	\$34,731	\$42,566	\$50,619	\$57,668
51-5111	Prepress technicians and workers	#	#	\$17.68	\$36,771	2.89	\$10.88	\$13.48	\$17.17	\$21.51	\$26.02	\$22,632	\$28,045	\$35,721	\$44,742	\$54,129
51-5112	Printing press operators	160	16.38	\$18.22	\$37,907	3.92	\$11.40	\$15.39	\$17.89	\$21.67	\$25.89	\$23,715	\$32,003	\$37,209	\$45,066	\$53,853
51-5113	Print binding and finishing workers	90	41.95	\$18.86	\$39,231	8.67	\$11.23	\$13.55	\$17.79	\$23.95	\$28.40	\$23,359	\$28,183	\$36,997	\$49,807	\$59,078
51-6011	Laundry and dry-cleaning workers	160	32.23	\$10.26	\$21,332	3.14	\$8.12	\$8.85	\$10.05	\$11.28	\$13.38	\$16,897	\$18,407	\$20,913	\$23,461	\$27,830
51-6031	Sewing machine operators	80	39.91	\$12.23	\$25,436	4.76	\$9.65	\$10.26	\$11.27	\$13.59	\$17.36	\$20,073	\$21,336	\$23,441	\$28,268	\$36,114
51-6093	Upholsterers	30	27.38	\$17.36	\$36,117	16.54	\$10.49	\$11.81	\$19.09	\$21.28	\$22.60	\$21,810	\$24,556	\$39,710	\$44,268	\$47,003
51-7011	Cabinetmakers and bench carpenters	80	29.55	\$17.73	\$36,874	3.15	\$12.58	\$15.20	\$18.05	\$20.80	\$22.39	\$26,174	\$31,606	\$37,554	\$43,259	\$46,574
51-8013	Power plant operators	30	0.00	\$26.41	\$54,928	2.92	\$20.05	\$21.88	\$25.93	\$31.27	\$34.71	\$41,705	\$45,510	\$53,935	\$65,040	\$72,205
51-8021	Stationary engineers and boiler operators	50	18.63	\$35.27	\$73,355	8.69	\$20.18	\$23.10	\$28.60	\$42.68	\$67.02	\$41,967	\$48,040	\$59,490	\$88,782	\$139,397
51-8031	Water and liquid waste treatment plant and system operators	170	14.12	\$25.20	\$52,406	5.06	\$15.29	\$19.38	\$23.52	\$32.05	\$38.46	\$31,805	\$40,303	\$48,931	\$66,655	\$80,006
51-9011	Chemical equipment operators and tenders	60	47.42	\$18.14	\$37,738	6.69	\$12.38	\$13.30	\$14.78	\$19.90	\$32.78	\$25,751	\$27,664	\$30,749	\$41,384	\$68,184
51-9012	Separating, filtering, clarifying, precipitating, and still machine setters, operators, and tenders	60	26.82	\$16.91	\$35,165	10.26	\$10.71	\$12.63	\$15.77	\$20.37	\$25.94	\$22,278	\$26,272	\$32,803	\$42,378	\$53,965
51-9023	Mixing and blending machine setters, operators, and tenders	30	40.63	\$16.27	\$33,835	10.44	\$12.37	\$13.21	\$14.61	\$19.34	\$22.03	\$25,734	\$27,480	\$30,391	\$40,223	\$45,819
51-9032	Cutting and slicing machine setters, operators, and tenders	50	43.26	\$15.51	\$32,252	5.51	\$12.25	\$13.40	\$15.33	\$17.30	\$18.56	\$25,484	\$27,876	\$31,887	\$35,991	\$38,595
51-9041	Extruding, forming, pressing, and compacting machine setters, operators, and tenders	90	0.00	\$20.63	\$42,906	2.33	\$12.65	\$15.63	\$18.60	\$25.96	\$31.96	\$26,318	\$32,515	\$38,678	\$53,991	\$66,483
51-9061	Inspectors, testers, sorters, samplers, and weighers	600	11.73	\$21.29	\$44,291	2.36	\$14.27	\$16.72	\$20.37	\$24.64	\$29.84	\$29,674	\$34,783	\$42,367	\$51,254	\$62,075
51-9071	Jewelers and precious stone and metal workers	30	25.79	\$23.07	\$47,993	10.94	\$10.48	\$19.94	\$24.81	\$28.28	\$32.42	\$21,808	\$41,468	\$51,596	\$58,814	\$67,431
51-9083	Ophthalmic laboratory technicians	130	22.13	\$16.31	\$33,923	8.41	\$11.96	\$12.99	\$14.80	\$19.76	\$22.58	\$24,883	\$27,012	\$30,787	\$41,108	\$46,960
51-9111	Packaging and filling machine operators and tenders	420	14.42	\$14.05	\$29,232	3.46	\$9.42	\$10.74	\$13.02	\$16.64	\$21.26	\$19,584	\$22,341	\$27,082	\$34,620	\$44,226
51-9121	Coating, painting, and spraying machine setters, operators, and tenders	60	18.93	\$16.34	\$33,987	16.08	\$8.25	\$9.17	\$16.96	\$21.43	\$25.62	\$17,167	\$19,081	\$35,283	\$44,568	\$53,290
51-9122	Painters, transportation equipment	70	49.44	\$20.65	\$42,956	7.14	\$15.30	\$18.57	\$20.56	\$22.47	\$26.99	\$31,825	\$38,628	\$42,771	\$46,730	\$56,129
51-9123	Painting, coating, and decorating workers	50	42.55	\$15.34	\$31,917	7.04	\$12.26	\$12.98	\$14.18	\$16.89	\$20.89	\$25,503	\$26,996	\$29,486	\$35,137	\$43,448
51-9151	Photographic process workers and processing machine operators	30	3.54	\$11.19	\$23,268	3.94	\$8.02	\$8.60	\$9.77	\$12.92	\$18.60	\$16,687	\$17,879	\$20,320	\$26,880	\$38,680
51-9198	Helpers--production workers	390	20.46	\$12.85	\$26,725	5.08	\$8.91	\$10.09	\$11.33	\$15.71	\$19.28	\$18,542	\$20,980	\$23,564	\$32,679	\$40,097
51-9199	Production workers, all other	370	37.81	\$13.94	\$28,987	10.67	\$8.41	\$9.62	\$13.67	\$17.40	\$20.60	\$17,489	\$20,004	\$28,435	\$36,186	\$42,843
53-0000	Transportation and material moving	5,260	6.90	\$18.64	\$38,771	13.01	\$9.27	\$10.96	\$14.29	\$19.24	\$29.80	\$19,277	\$22,788	\$29,720	\$40,028	\$61,981
53-1021	First-line supervisors/managers of helpers, laborers, and material movers, hand	100	21.04	\$18.82	\$39,138	3.23	\$15.33	\$16.30	\$17.91	\$20.74	\$23.57	\$31,888	\$33,898	\$37,249	\$43,145	\$49,026

Data unavailable

Occupational Code	Occupational Title	Employment Estimate	Employment Percentage Relative Standard Error	Average Hourly Wage	Average Annual Wage	Wage Percentage Relative Standard Error	10th Percentile (Hourly)	25th Percentile (Hourly)	50th Percentile (Hourly)	75th Percentile (Hourly)	90th Percentile (Hourly)	10th Percentile (Annual)	25th Percentile (Annual)	50th Percentile (Annual)	75th Percentile (Annual)	90th Percentile (Annual)
53-1031	First-line supervisors/managers of transportation and material-moving machine and vehicle operators	130	17.03	\$25.47	\$52,983	5.04	\$13.08	\$16.93	\$22.59	\$32.60	\$41.05	\$27,201	\$35,211	\$46,991	\$67,800	\$85,389
53-2012	Commercial pilots	20	30.74	#	\$80,288	15.91	#	#	#	#	#	\$37,079	\$57,751	\$79,724	\$106,182	\$121,241
53-3022	Bus drivers, school	410	1.23	\$15.58	\$32,416	4.63	\$12.40	\$14.60	\$15.84	\$17.20	\$18.01	\$25,782	\$30,367	\$32,949	\$35,771	\$37,464
53-3031	Driver/sales workers	270	49.32	\$15.07	\$31,339	10.80	\$8.36	\$9.46	\$15.35	\$18.52	\$22.96	\$17,390	\$19,674	\$31,918	\$38,531	\$47,755
53-3032	Truck drivers, heavy and tractor-trailer	390	14.06	\$19.22	\$39,981	4.02	\$13.03	\$15.70	\$19.05	\$21.78	\$24.82	\$27,113	\$32,648	\$39,625	\$45,295	\$51,635
53-3033	Truck drivers, light or delivery services	660	10.80	\$16.25	\$33,799	8.84	\$9.17	\$10.71	\$13.68	\$20.46	\$29.46	\$19,064	\$22,278	\$28,447	\$42,552	\$61,284
53-3041	Taxi drivers and chauffeurs	70	28.76	\$12.12	\$25,218	5.91	\$8.78	\$9.93	\$11.38	\$14.44	\$16.93	\$18,271	\$20,654	\$23,678	\$30,040	\$35,215
53-3099	Motor vehicle operators, all other	60	38.42	\$13.90	\$28,909	11.84	\$9.64	\$10.71	\$13.50	\$16.96	\$18.77	\$20,045	\$22,277	\$28,081	\$35,270	\$39,047
53-6031	Service station attendants	170	5.87	\$12.72	\$26,452	3.20	\$8.74	\$10.00	\$11.16	\$16.08	\$19.44	\$18,174	\$20,790	\$23,215	\$33,452	\$40,442
53-7051	Industrial truck and tractor operators	560	23.92	\$15.71	\$32,683	3.34	\$10.38	\$12.15	\$14.67	\$18.45	\$22.80	\$21,594	\$25,265	\$30,511	\$38,373	\$47,419
53-7061	Cleaners of vehicles and equipment	210	33.99	\$11.01	\$22,902	4.97	\$8.12	\$8.84	\$10.71	\$12.94	\$14.42	\$16,888	\$18,384	\$22,277	\$26,925	\$29,993
53-7062	Laborers and freight, stock, and material movers, hand	1,370	15.50	\$13.37	\$27,809	2.99	\$9.78	\$10.60	\$12.14	\$14.83	\$20.12	\$20,345	\$22,040	\$25,242	\$30,856	\$41,850
53-7064	Packers and packagers, hand	340	23.79	\$10.02	\$20,842	5.07	\$7.91	\$8.30	\$8.97	\$11.94	\$14.63	\$16,443	\$17,270	\$18,648	\$24,831	\$30,432

Occupational Code	Occupational Title	Employment Estimate	Employment Percentage Relative Standard Error	Average Hourly Wage	Average Annual Wage	Wage Percentage Relative Standard Error	10th Percentile (Hourly)	25th Percentile (Hourly)	50th Percentile (Hourly)	75th Percentile (Hourly)	90th Percentile (Hourly)	10th Percentile (Annual)	25th Percentile (Annual)	50th Percentile (Annual)	75th Percentile (Annual)	90th Percentile (Annual)
00-0000	All occupations	242,850	1.03	\$21.79	\$45,320	2.10	\$8.72	\$11.05	\$16.81	\$27.46	\$41.96	\$18,142	\$22,993	\$34,960	\$57,114	\$87,282
11-0000	Management	10,000	3.08	\$49.25	\$102,440	1.44	\$22.83	\$31.36	\$43.64	\$60.64	\$82.66	\$47,497	\$65,234	\$90,770	\$126,137	\$171,929
11-1011	Chief executives	60	23.00	\$78.41	\$163,089	7.19	\$32.71	\$37.29	\$80.14	#	#	\$68,047	\$77,560	\$166,692	#	#
11-1021	General and operations managers	4,050	4.15	\$52.35	\$108,886	2.02	\$23.59	\$30.94	\$45.24	\$66.26	#	\$49,063	\$64,348	\$94,092	\$137,831	#
11-1031	Legislators	20	0.00	#	\$43,191	3.29	#	#	#	#	#	\$16,577	\$17,607	\$19,323	\$77,766	\$87,578
11-2011	Advertising and promotions managers	20	24.39	\$57.19	\$118,947	10.94	\$28.83	\$41.19	\$49.74	\$81.10	\$88.18	\$59,967	\$85,677	\$103,464	\$168,691	\$183,420
11-2021	Marketing managers	230	27.19	\$60.51	\$125,858	4.78	\$26.37	\$37.33	\$54.34	\$82.26	#	\$54,852	\$77,638	\$113,024	\$171,101	#
11-2022	Sales managers	330	19.26	\$57.21	\$118,995	8.79	\$25.62	\$31.24	\$42.45	\$68.69	#	\$53,299	\$64,972	\$88,306	\$142,877	#
11-2031	Public relations managers	50	9.65	\$57.29	\$119,157	4.92	\$36.73	\$41.36	\$50.57	\$65.62	\$88.77	\$76,405	\$86,037	\$105,177	\$136,487	\$184,646
11-3011	Administrative services managers	280	9.00	\$47.51	\$98,825	4.52	\$23.66	\$29.62	\$41.96	\$56.64	\$75.99	\$49,209	\$61,606	\$87,269	\$117,816	\$158,064
11-3021	Computer and information systems managers	730	9.13	\$57.98	\$120,599	1.81	\$35.67	\$46.60	\$55.57	\$68.10	\$82.18	\$74,197	\$96,920	\$115,584	\$141,652	\$170,937
11-3031	Financial managers	340	11.03	\$66.85	\$139,039	4.47	\$37.05	\$46.24	\$57.39	\$79.81	#	\$77,073	\$96,173	\$119,367	\$165,999	#
11-3051	Industrial production managers	130	12.39	\$52.40	\$108,983	5.27	\$32.51	\$40.14	\$49.72	\$58.00	\$73.59	\$67,617	\$83,498	\$103,412	\$120,632	\$153,068
11-3061	Purchasing managers	40	5.42	\$53.04	\$110,321	3.14	\$38.99	\$45.44	\$54.81	\$60.73	\$66.10	\$81,106	\$94,509	\$114,007	\$126,313	\$137,498
11-3071	Transportation, storage, and distribution managers	60	10.32	\$45.61	\$94,868	2.97	\$27.66	\$38.74	\$45.89	\$53.88	\$62.13	\$57,526	\$80,583	\$95,458	\$112,070	\$129,228
11-3111	Compensation and benefits managers	20	30.84	\$43.27	\$90,001	2.51	\$32.13	\$35.69	\$42.20	\$51.72	\$57.37	\$66,833	\$74,229	\$87,766	\$107,581	\$119,325
11-3121	Human resources managers	90	14.99	\$51.86	\$107,865	5.93	\$17.80	\$37.32	\$49.84	\$65.23	\$83.35	\$37,022	\$77,633	\$103,677	\$135,683	\$173,376
11-3131	Training and development managers	50	14.17	\$37.53	\$78,056	2.47	\$29.80	\$32.03	\$35.52	\$43.20	\$51.60	\$61,980	\$66,623	\$73,882	\$89,865	\$107,322
11-9021	Construction managers	220	11.98	\$47.20	\$98,175	5.01	\$26.08	\$35.09	\$45.80	\$61.84	\$69.82	\$54,243	\$72,981	\$95,269	\$128,618	\$145,232
11-9031	Education administrators, preschool and child care center/program	100	38.13	\$18.70	\$38,896	5.36	\$13.56	\$15.63	\$19.01	\$21.32	\$22.71	\$28,198	\$32,512	\$39,549	\$44,350	\$47,227
11-9032	Education administrators, elementary and secondary school	600	0.81	#	\$78,974	1.52	#	#	#	#	#	\$60,669	\$68,387	\$79,914	\$90,320	\$100,039
11-9039	Education administrators, all other	320	1.18	\$44.72	\$93,021	2.18	\$29.22	\$34.62	\$43.08	\$51.59	\$62.85	\$60,772	\$72,013	\$89,608	\$107,302	\$130,718
11-9041	Engineering managers	210	10.35	\$67.91	\$141,244	3.64	\$41.54	\$52.81	\$64.63	\$78.30	#	\$86,413	\$109,838	\$134,426	\$162,854	#
11-9051	Food service managers	290	24.57	\$22.05	\$45,856	3.40	\$15.73	\$17.44	\$20.67	\$25.33	\$31.81	\$32,726	\$36,283	\$42,996	\$52,694	\$66,160
11-9081	Lodging managers	40	34.50	\$20.00	\$41,607	4.05	\$16.69	\$19.01	\$20.45	\$21.94	\$22.84	\$34,721	\$39,534	\$42,530	\$45,641	\$47,504
11-9111	Medical and health services managers	440	6.09	\$47.26	\$98,293	2.50	\$29.68	\$36.89	\$44.43	\$55.00	\$68.57	\$61,737	\$76,737	\$92,421	\$114,402	\$142,629
11-9131	Postmasters and mail superintendents	20	0.00	\$34.00	\$70,724	2.54	\$27.31	\$29.48	\$36.50	\$40.81	\$40.82	\$56,812	\$61,324	\$75,930	\$84,889	\$84,902
11-9141	Property, real estate, and community association managers	140	39.84	\$25.67	\$53,395	16.48	\$12.64	\$13.82	\$23.77	\$31.38	\$43.32	\$26,296	\$28,750	\$49,443	\$65,263	\$90,115
11-9151	Social and community service managers	150	14.69	\$36.77	\$76,486	4.30	\$22.79	\$27.82	\$36.49	\$43.50	\$55.22	\$47,413	\$57,868	\$75,907	\$90,486	\$114,862
11-9199	Managers, all other	680	4.79	\$46.35	\$96,403	1.39	\$29.23	\$36.46	\$46.01	\$55.67	\$65.62	\$60,793	\$75,839	\$95,693	\$115,786	\$136,486
13-0000	Business and financial operations	16,300	3.81	\$32.32	\$67,228	1.87	\$16.15	\$21.59	\$30.26	\$40.24	\$51.13	\$33,583	\$44,899	\$62,949	\$83,703	\$106,356
13-1011	Agents and business managers of artists, performers, and athletes	#	#	\$22.99	\$47,819	14.50	\$16.45	\$19.34	\$21.05	\$22.75	\$31.92	\$34,211	\$40,226	\$43,776	\$47,327	\$66,401
13-1022	Wholesale and retail buyers, except farm products	80	19.47	\$20.47	\$42,573	8.36	\$12.24	\$14.10	\$17.04	\$22.58	\$34.21	\$25,449	\$29,335	\$35,445	\$46,959	\$71,163
13-1023	Purchasing agents, except wholesale, retail, and farm products	750	5.67	\$31.49	\$65,502	3.81	\$18.17	\$23.40	\$29.40	\$39.69	\$47.20	\$37,788	\$48,676	\$61,158	\$82,558	\$98,185
13-1031	Claims adjusters, examiners, and investigators	930	37.89	\$29.56	\$61,482	3.24	\$19.07	\$23.85	\$29.44	\$35.21	\$41.21	\$39,659	\$49,616	\$61,228	\$73,233	\$85,709
13-1032	Insurance appraisers, auto damage	20	30.93	\$34.92	\$72,631	5.93	\$25.56	\$30.29	\$35.10	\$40.20	\$44.85	\$53,171	\$63,005	\$73,006	\$83,626	\$93,281
13-1041	Compliance officers, except agriculture, construction, health and safety, and transportation	240	5.52	\$27.92	\$58,063	3.27	\$16.38	\$20.72	\$26.96	\$34.04	\$40.79	\$34,068	\$43,101	\$56,084	\$70,796	\$84,846
13-1051	Cost estimators	570	12.46	\$28.40	\$59,064	3.21	\$15.46	\$20.13	\$27.32	\$35.43	\$44.23	\$32,148	\$41,864	\$56,829	\$73,695	\$92,005
13-1071	Employment, recruitment, and placement specialists	800	5.34	\$30.76	\$63,986	2.16	\$17.64	\$23.65	\$29.80	\$38.71	\$44.65	\$36,686	\$49,187	\$61,991	\$80,515	\$92,864
13-1075	Labor relations specialists	90	9.68	\$28.68	\$59,662	8.16	\$8.79	\$24.34	\$27.70	\$32.92	\$42.28	\$18,277	\$50,631	\$57,623	\$68,471	\$87,934
13-1081	Logisticians	490	12.84	\$40.97	\$85,212	2.94	\$28.51	\$33.47	\$39.69	\$48.24	\$55.91	\$59,307	\$69,615	\$82,562	\$100,342	\$116,290
13-1111	Management analysts	1,090	8.74	\$40.40	\$84,036	3.44	\$21.03	\$28.39	\$38.21	\$46.18	\$60.88	\$43,739	\$59,057	\$79,485	\$96,048	\$126,624
13-1121	Meeting, convention, and event planners	#	#	\$18.33	\$38,121	3.21	\$9.00	\$13.38	\$18.67	\$21.95	\$27.84	\$18,723	\$27,829	\$38,840	\$45,648	\$57,911

Data unavailable

Occupational Code	Occupational Title	Employment Estimate	Employment Percentage Relative Standard Error	Average Hourly Wage	Average Annual Wage	Wage Percentage Relative Standard Error	10th Percentile (Hourly)	25th Percentile (Hourly)	50th Percentile (Hourly)	75th Percentile (Hourly)	90th Percentile (Hourly)	10th Percentile (Annual)	25th Percentile (Annual)	50th Percentile (Annual)	75th Percentile (Annual)	90th Percentile (Annual)
13-1131	Fundraisers	220	13.04	\$27.46	\$57,108	4.25	\$15.27	\$19.75	\$25.56	\$35.43	\$42.81	\$31,766	\$41,084	\$53,160	\$73,692	\$89,040
13-1141	Compensation, benefits, and job analysis specialists	140	12.45	\$23.95	\$49,811	2.65	\$15.06	\$18.24	\$22.26	\$28.90	\$35.59	\$31,327	\$37,944	\$46,301	\$60,108	\$74,020
13-1151	Training and development specialists	500	11.31	\$30.66	\$63,773	10.19	\$15.35	\$18.98	\$27.74	\$36.82	\$60.99	\$31,926	\$39,488	\$57,695	\$76,584	\$126,852
13-1161	Market research analysts	710	12.89	\$29.36	\$61,072	3.88	\$13.53	\$19.16	\$27.65	\$35.89	\$50.37	\$28,139	\$39,854	\$57,507	\$74,659	\$104,779
13-1199	Business operations specialists, all other	4,630	4.40	\$33.48	\$69,648	2.26	\$15.54	\$22.22	\$32.34	\$43.00	\$53.12	\$32,315	\$46,217	\$67,263	\$89,450	\$110,500
13-2011	Accountants and auditors	2,780	6.98	\$29.63	\$61,628	2.21	\$16.37	\$20.18	\$27.15	\$35.70	\$45.74	\$34,046	\$41,976	\$56,474	\$74,260	\$95,135
13-2021	Appraisers and assessors of real estate	100	26.28	\$22.01	\$45,779	8.60	\$8.58	\$15.91	\$22.60	\$27.66	\$35.91	\$17,836	\$33,101	\$47,001	\$57,529	\$74,697
13-2031	Budget analysts	190	2.13	\$34.82	\$72,435	2.17	\$24.34	\$29.43	\$33.12	\$40.43	\$47.80	\$50,620	\$61,217	\$68,887	\$84,089	\$99,417
13-2041	Credit analysts	60	15.78	\$33.02	\$68,677	6.80	\$19.36	\$23.37	\$31.20	\$38.91	\$54.04	\$40,265	\$48,610	\$64,898	\$80,925	\$112,400
13-2051	Financial analysts	270	26.68	\$41.61	\$86,556	15.50	\$20.43	\$29.85	\$34.60	\$44.12	\$66.16	\$42,487	\$62,080	\$71,968	\$91,778	\$137,606
13-2052	Personal financial advisors	200	19.59	\$28.26	\$58,771	14.36	\$12.42	\$13.55	\$20.01	\$33.79	\$54.46	\$25,835	\$28,182	\$41,612	\$70,280	\$113,282
13-2053	Insurance underwriters	30	49.05	\$33.89	\$70,492	4.28	\$23.77	\$27.63	\$33.62	\$40.57	\$45.80	\$49,432	\$57,468	\$69,929	\$84,393	\$95,254
13-2072	Loan officers	600	16.60	\$44.29	\$92,125	9.59	\$20.53	\$27.34	\$38.32	\$52.85	\$71.33	\$42,705	\$56,875	\$79,712	\$109,922	\$148,370
13-2081	Tax examiners, collectors, and revenue agents	40	0.00	\$27.87	\$57,972	1.65	\$20.37	\$23.48	\$26.50	\$29.44	\$41.97	\$42,366	\$48,831	\$55,112	\$61,231	\$78,289
13-2082	Tax preparers	90	40.30	\$24.58	\$51,126	15.54	\$10.78	\$13.77	\$25.34	\$33.16	\$35.97	\$22,422	\$28,645	\$52,711	\$68,983	\$74,822
13-2099	Financial specialists, all other	350	27.55	\$35.26	\$73,345	11.67	\$16.42	\$20.72	\$30.21	\$48.52	\$64.63	\$34,148	\$43,096	\$62,841	\$100,915	\$134,425
15-0000	Computer and mathematical	13,280	4.43	\$40.19	\$83,605	1.59	\$20.27	\$29.92	\$40.18	\$50.86	\$60.92	\$42,154	\$62,232	\$83,576	\$105,779	\$126,706
15-1111	Computer and information scientists, research	40	24.42	\$44.53	\$92,624	3.70	\$32.48	\$37.50	\$44.50	\$51.13	\$55.58	\$67,552	\$78,000	\$92,553	\$106,353	\$115,616
15-1121	Computer systems analysts	1,840	10.48	\$45.74	\$95,146	1.97	\$29.30	\$36.62	\$45.63	\$55.56	\$65.66	\$60,954	\$76,171	\$94,915	\$115,575	\$136,567
15-1122	Information security analysts	230	12.44	\$40.41	\$84,058	2.43	\$29.17	\$33.14	\$39.67	\$47.47	\$56.12	\$60,683	\$68,929	\$82,514	\$98,733	\$116,735
15-1131	Computer programmers	370	13.56	\$38.24	\$79,533	2.38	\$24.87	\$31.14	\$37.04	\$44.30	\$55.61	\$51,730	\$64,777	\$77,042	\$92,140	\$115,666
15-1132	Computer software engineers, applications	2,780	7.80	\$45.28	\$94,181	3.05	\$28.41	\$37.17	\$44.16	\$54.94	\$65.66	\$59,090	\$77,312	\$91,855	\$114,274	\$136,577
15-1133	Computer software engineers, systems software	1,750	13.11	\$50.47	\$104,981	1.45	\$36.61	\$42.48	\$50.94	\$59.02	\$68.32	\$76,155	\$88,350	\$105,956	\$122,757	\$142,112
15-1134	Web developers	410	20.89	\$26.89	\$55,925	7.36	\$12.75	\$14.33	\$24.44	\$39.06	\$45.19	\$26,520	\$29,816	\$50,841	\$81,243	\$93,987
15-1141	Database administrators	320	11.48	\$40.48	\$84,204	3.13	\$21.48	\$32.60	\$41.39	\$50.48	\$56.79	\$44,679	\$67,804	\$86,083	\$104,994	\$118,129
15-1142	Network and computer systems administrators	1,400	6.24	\$35.98	\$74,831	2.13	\$24.01	\$28.92	\$36.13	\$42.93	\$49.09	\$49,935	\$60,147	\$75,153	\$89,297	\$102,116
15-1143	Computer network architects	510	11.39	\$46.69	\$97,125	2.85	\$29.64	\$37.73	\$47.26	\$57.25	\$66.74	\$61,657	\$78,481	\$98,298	\$119,075	\$138,820
15-1151	Computer support specialists	1,670	8.00	\$24.51	\$50,982	3.05	\$14.16	\$17.20	\$22.76	\$29.30	\$37.54	\$29,445	\$35,774	\$47,340	\$60,938	\$78,075
15-1152	Computer network support specialists	760	12.79	\$30.87	\$64,212	4.08	\$17.95	\$22.55	\$29.86	\$37.93	\$47.30	\$37,342	\$46,903	\$62,110	\$78,900	\$98,393
15-1199	Computer, all other	950	4.99	\$37.20	\$77,370	1.71	\$26.14	\$31.12	\$36.38	\$43.01	\$50.94	\$54,377	\$64,719	\$75,671	\$89,455	\$105,965
15-2031	Operations research analysts	300	15.82	\$48.05	\$99,948	2.75	\$28.92	\$40.01	\$49.50	\$56.51	\$65.29	\$60,152	\$83,222	\$102,952	\$117,538	\$135,802
17-0000	Architecture and engineering	6,010	6.49	\$36.24	\$75,388	2.26	\$19.88	\$25.52	\$33.84	\$45.52	\$56.72	\$41,340	\$53,074	\$70,389	\$94,676	\$117,988
17-1011	Architects, except landscape and naval	160	31.42	\$32.57	\$67,740	3.24	\$24.09	\$26.06	\$29.42	\$39.72	\$45.16	\$50,108	\$54,207	\$61,201	\$82,620	\$93,937
17-1012	Landscape architects	30	41.28	\$31.06	\$64,601	5.71	\$17.93	\$24.84	\$30.70	\$38.73	\$43.47	\$37,304	\$51,669	\$63,854	\$80,550	\$90,408
17-1021	Cartographers and photogrammetrists	100	41.02	\$35.67	\$74,190	12.85	\$17.53	\$24.68	\$37.54	\$48.01	\$53.83	\$36,460	\$51,331	\$78,076	\$99,870	\$111,974
17-1022	Surveyors	140	21.69	\$28.02	\$58,281	2.84	\$19.71	\$23.20	\$28.18	\$33.80	\$37.22	\$40,993	\$48,262	\$58,604	\$70,312	\$77,407
17-2041	Chemical engineers	50	43.24	\$43.96	\$91,443	3.54	\$29.43	\$34.53	\$42.66	\$52.22	\$63.11	\$61,205	\$71,825	\$88,742	\$108,610	\$131,267
17-2051	Civil engineers	560	23.96	\$38.29	\$79,641	4.17	\$24.42	\$30.91	\$36.42	\$44.09	\$52.42	\$50,794	\$64,301	\$75,756	\$89,297	\$109,033
17-2061	Computer hardware engineers	380	28.68	\$47.20	\$98,169	3.19	\$30.10	\$37.00	\$46.38	\$56.93	\$68.44	\$62,601	\$76,959	\$96,475	\$118,407	\$142,362
17-2071	Electrical engineers	490	20.32	\$41.70	\$86,742	6.25	\$24.07	\$28.93	\$41.14	\$52.86	\$63.22	\$50,061	\$60,170	\$85,566	\$109,946	\$131,501
17-2072	Electronics engineers, except computer	610	11.74	\$41.21	\$85,721	3.32	\$25.50	\$30.35	\$41.04	\$50.47	\$58.57	\$53,045	\$63,130	\$85,359	\$104,969	\$121,830
17-2081	Environmental engineers	210	34.13	\$40.40	\$84,027	8.02	\$24.24	\$28.65	\$42.15	\$51.05	\$55.17	\$50,413	\$59,591	\$87,667	\$106,189	\$114,751
17-2111	Health and safety engineers, except mining safety engineers and inspectors	30	19.27	\$49.29	\$102,524	4.40	\$30.31	\$41.17	\$51.14	\$58.76	\$65.49	\$63,050	\$85,643	\$106,361	\$122,229	\$136,218
17-2112	Industrial engineers	370	10.83	\$41.78	\$86,897	2.38	\$26.70	\$33.86	\$42.18	\$50.41	\$57.03	\$55,528	\$70,437	\$87,734	\$104,858	\$118,628
17-2131	Materials engineers	20	35.94	\$39.17	\$81,482	10.94	\$23.82	\$29.47	\$38.80	\$50.47	\$55.12	\$49,554	\$61,304	\$80,713	\$104,978	\$114,659
17-2141	Mechanical engineers	610	14.67	\$37.35	\$77,685	2.64	\$23.43	\$28.61	\$35.56	\$45.90	\$56.21	\$48,738	\$59,505	\$73,973	\$95,468	\$116,910

Data unavailable

Occupational Code	Occupational Title	Employment Estimate	Employment Percentage Relative Standard Error	Average Hourly Wage	Average Annual Wage	Wage Percentage Relative Standard Error	10th Percentile (Hourly)	25th Percentile (Hourly)	50th Percentile (Hourly)	75th Percentile (Hourly)	90th Percentile (Hourly)	10th Percentile (Annual)	25th Percentile (Annual)	50th Percentile (Annual)	75th Percentile (Annual)	90th Percentile (Annual)
17-2151	Mining and geological engineers, including mining safety engineers	140	47.66	\$32.80	\$68,214	6.63	\$25.87	\$29.23	\$31.87	\$34.48	\$36.19	\$53,816	\$60,798	\$66,288	\$71,712	\$75,282
17-2199	Engineers, all other	210	7.51	\$53.02	\$110,280	2.23	\$36.86	\$44.59	\$52.69	\$64.25	\$71.08	\$76,662	\$92,745	\$109,589	\$133,639	\$147,852
17-3011	Architectural and civil drafters	150	20.60	\$24.16	\$50,244	2.12	\$18.34	\$20.10	\$22.73	\$27.82	\$33.65	\$38,141	\$41,808	\$47,286	\$57,861	\$69,987
17-3012	Electrical and electronics drafters	80	26.72	\$29.36	\$61,063	4.63	\$20.75	\$24.24	\$27.98	\$33.65	\$40.92	\$43,160	\$50,411	\$58,202	\$69,986	\$85,117
17-3013	Mechanical drafters	170	32.21	\$23.61	\$49,103	7.11	\$16.42	\$18.90	\$21.76	\$26.78	\$33.63	\$34,159	\$39,313	\$45,258	\$55,696	\$69,958
17-3022	Civil engineering technicians	170	24.97	\$27.57	\$57,345	6.56	\$19.09	\$23.62	\$27.82	\$32.95	\$35.94	\$39,715	\$49,132	\$57,862	\$68,536	\$74,755
17-3023	Electrical and electronic engineering technicians	400	14.36	\$25.83	\$53,731	1.92	\$17.38	\$20.91	\$25.85	\$29.90	\$35.00	\$36,159	\$43,500	\$53,771	\$62,192	\$72,797
17-3025	Environmental engineering technicians	70	49.41	\$24.83	\$51,639	8.36	\$18.86	\$20.14	\$22.18	\$26.66	\$38.65	\$39,232	\$41,890	\$46,136	\$55,458	\$80,397
17-3026	Industrial engineering technicians	130	0.00	\$25.34	\$52,717	1.54	\$16.46	\$19.67	\$23.93	\$30.65	\$35.80	\$34,233	\$40,914	\$49,767	\$63,746	\$74,455
17-3027	Mechanical engineering technicians	#	#	\$21.95	\$45,660	6.57	\$12.70	\$14.30	\$23.55	\$26.87	\$28.90	\$26,411	\$29,746	\$48,984	\$55,894	\$60,119
17-3029	Engineering technicians, except drafters, all other	#	#	\$22.10	\$45,959	6.82	\$11.99	\$14.81	\$17.68	\$30.35	\$34.99	\$24,937	\$30,813	\$36,767	\$63,130	\$72,789
17-3031	Surveying and mapping technicians	410	20.16	\$25.97	\$54,016	6.04	\$15.70	\$19.76	\$24.80	\$29.22	\$41.48	\$32,649	\$41,102	\$51,590	\$60,776	\$86,277
19-0000	Life, physical, and social science	1,620	11.72	\$35.23	\$73,276	4.60	\$16.07	\$23.04	\$33.22	\$45.89	\$54.54	\$33,424	\$47,928	\$69,099	\$95,452	\$113,448
19-1013	Soil and plant scientists	#	#	\$22.86	\$47,543	10.46	\$19.09	\$20.03	\$21.61	\$23.92	\$30.71	\$39,697	\$41,664	\$44,943	\$51,882	\$63,882
19-1029	Biological scientists, all other	#	#	\$43.74	\$90,988	10.18	\$30.35	\$36.23	\$45.86	\$52.47	\$57.00	\$63,133	\$75,360	\$95,390	\$109,137	\$118,555
19-1031	Conservation scientists	20	31.61	\$26.91	\$55,971	4.67	\$19.34	\$20.70	\$23.73	\$33.16	\$37.50	\$40,218	\$43,047	\$49,351	\$68,974	\$77,996
19-2012	Physicists	#	#	\$46.36	\$96,424	2.91	\$23.93	\$32.54	\$47.32	\$60.46	\$72.90	\$49,765	\$67,681	\$98,416	\$125,760	\$151,641
19-2031	Chemists	70	35.49	\$27.75	\$57,728	11.44	\$15.78	\$20.39	\$25.17	\$28.62	\$48.25	\$32,825	\$42,404	\$52,362	\$59,540	\$100,370
19-2041	Environmental scientists and specialists, including health	180	31.67	\$34.88	\$72,551	2.51	\$25.45	\$30.32	\$34.18	\$39.18	\$46.28	\$52,946	\$63,055	\$71,095	\$81,486	\$96,265
19-2042	Geoscientists, except hydrologists and geographers	#	#	\$46.37	\$96,454	7.66	\$32.22	\$45.90	\$49.86	\$53.79	\$56.15	\$67,020	\$95,467	\$103,700	\$111,887	\$116,799
19-3031	Clinical, counseling, and school psychologists	320	15.04	\$33.80	\$70,308	6.24	\$14.24	\$22.68	\$33.25	\$42.19	\$56.00	\$29,628	\$47,184	\$69,164	\$87,745	\$116,489
19-3039	Psychologists, all other	60	18.00	\$39.25	\$81,637	9.24	\$22.50	\$29.65	\$44.58	\$47.21	\$51.14	\$46,795	\$61,674	\$92,728	\$98,192	\$106,362
19-3051	Urban and regional planners	70	9.75	\$33.56	\$69,813	1.63	\$21.63	\$26.62	\$32.95	\$40.77	\$49.16	\$44,998	\$55,368	\$68,540	\$84,806	\$102,255
19-4031	Chemical technicians	20	30.32	\$24.42	\$50,792	9.61	\$10.95	\$13.69	\$17.63	\$38.98	\$43.51	\$22,781	\$28,484	\$36,673	\$81,083	\$90,503
19-4041	Geological and petroleum technicians	#	#	\$16.06	\$33,415	2.49	\$12.70	\$13.91	\$15.93	\$17.97	\$20.20	\$26,418	\$28,941	\$33,128	\$37,378	\$42,018
19-4092	Forensic science technicians	40	1.15	\$26.25	\$54,597	2.83	\$20.92	\$23.98	\$26.08	\$28.19	\$33.45	\$43,508	\$49,869	\$54,256	\$58,643	\$69,583
19-4099	Life, physical, and social science technicians, all other	70	3.45	\$23.43	\$48,740	4.23	\$15.22	\$17.21	\$21.77	\$27.63	\$33.57	\$31,660	\$35,805	\$45,275	\$57,473	\$69,835
21-0000	Community and social services	4,020	7.30	\$21.06	\$43,797	4.44	\$11.64	\$14.43	\$18.96	\$24.22	\$32.19	\$24,219	\$30,016	\$39,430	\$50,372	\$66,956
21-1011	Substance abuse and behavioral disorder counselors	#	#	\$18.73	\$38,966	8.22	\$12.54	\$14.67	\$19.41	\$22.02	\$25.19	\$26,087	\$30,514	\$40,379	\$45,804	\$52,400
21-1012	Educational, vocational, and school counselors	470	3.30	\$22.65	\$47,108	1.42	\$15.33	\$18.48	\$21.95	\$26.61	\$31.09	\$31,876	\$38,441	\$45,647	\$55,357	\$64,669
21-1014	Mental health counselors	370	23.40	\$21.86	\$45,473	9.69	\$14.04	\$16.35	\$19.46	\$25.98	\$33.48	\$29,209	\$33,999	\$40,478	\$54,047	\$69,638
21-1019	Counselors, all other	20	5.08	\$37.42	\$77,834	12.01	\$18.03	\$22.99	\$31.25	\$41.68	\$62.45	\$37,503	\$47,814	\$64,996	\$86,695	\$129,898
21-1021	Child, family, and school social workers	990	9.03	\$19.55	\$40,673	3.53	\$12.29	\$13.97	\$17.27	\$22.63	\$29.09	\$25,557	\$29,063	\$35,931	\$47,060	\$60,497
21-1022	Medical and public health social workers	320	19.86	\$19.88	\$41,358	4.60	\$13.64	\$16.24	\$18.94	\$24.03	\$27.98	\$28,372	\$33,785	\$39,390	\$49,984	\$58,207
21-1023	Mental health and substance abuse social workers	160	40.08	\$19.91	\$41,416	7.29	\$10.58	\$18.40	\$20.65	\$22.74	\$27.11	\$22,008	\$38,276	\$42,950	\$47,299	\$56,389
21-1029	Social workers, all other	140	1.54	\$27.66	\$57,538	2.85	\$14.03	\$19.57	\$30.36	\$34.18	\$36.39	\$29,192	\$40,711	\$63,141	\$71,098	\$75,683
21-1091	Health educators	70	23.80	\$25.97	\$54,015	4.75	\$17.13	\$20.19	\$25.62	\$31.92	\$35.34	\$35,631	\$41,995	\$53,295	\$66,403	\$73,502
21-1092	Probation officers and correctional treatment specialists	210	5.77	\$25.29	\$52,605	2.90	\$13.51	\$19.74	\$23.75	\$32.02	\$38.26	\$28,106	\$41,054	\$49,398	\$66,602	\$79,576
21-1093	Social and human service assistants	590	22.21	\$16.56	\$34,443	10.26	\$10.12	\$11.92	\$16.17	\$21.08	\$23.03	\$21,042	\$24,787	\$33,633	\$43,837	\$47,894
21-1094	Community health workers	70	3.99	\$15.63	\$32,508	3.88	\$11.83	\$13.19	\$15.51	\$17.69	\$20.27	\$24,602	\$27,439	\$32,270	\$36,802	\$42,160
21-1099	Community and social service specialists, all other	200	20.38	\$18.75	\$38,990	3.92	\$9.06	\$12.71	\$16.23	\$22.06	\$33.42	\$18,845	\$26,430	\$33,765	\$45,892	\$69,511
21-2011	Clergy	70	30.60	\$26.20	\$54,486	8.89	\$13.10	\$17.36	\$21.16	\$31.43	\$51.91	\$27,243	\$36,116	\$44,008	\$65,377	\$107,967
21-2021	Directors, religious activities and education	30	47.44	#	#	#	#	#	#	#	#	#	#	#	#	#
21-2099	Religious workers, all other	30	13.13	#	#	#	#	#	#	#	#	#	#	#	#	#

Data unavailable

Occupational Code	Occupational Title	Employment Estimate	Employment Percentage Relative Standard Error	Average Hourly Wage	Average Annual Wage	Wage Percentage Relative Standard Error	10th Percentile (Hourly)	25th Percentile (Hourly)	50th Percentile (Hourly)	75th Percentile (Hourly)	90th Percentile (Hourly)	10th Percentile (Annual)	25th Percentile (Annual)	50th Percentile (Annual)	75th Percentile (Annual)	90th Percentile (Annual)
23-0000	Legal	1,540	13.41	\$38.40	\$79,880	8.24	\$16.54	\$22.93	\$30.61	\$46.04	\$67.15	\$34,412	\$47,704	\$63,661	\$95,762	\$139,664
23-1011	Lawyers	910	9.89	\$47.75	\$99,323	9.69	\$25.46	\$29.59	\$40.03	\$53.67	\$82.10	\$52,951	\$61,553	\$83,271	\$111,643	\$170,762
23-1021	Administrative law judges, adjudicators, and hearing officers	20	0.00	\$50.05	\$104,113	3.42	\$24.00	\$29.55	\$35.63	\$78.86	\$78.87	\$49,913	\$61,457	\$74,100	\$164,036	\$164,044
23-1022	Arbitrators, mediators, and conciliators	20	17.65	\$25.55	\$53,149	4.47	\$16.45	\$18.63	\$21.32	\$28.35	\$35.45	\$34,220	\$38,758	\$44,341	\$58,973	\$73,735
23-2011	Paralegals and legal assistants	470	25.34	\$20.95	\$43,578	6.57	\$13.94	\$16.10	\$18.69	\$24.63	\$28.73	\$28,999	\$33,491	\$38,873	\$51,232	\$59,752
23-2093	Title examiners, abstractors, and searchers	30	39.55	\$24.14	\$50,204	8.76	\$14.65	\$17.43	\$22.98	\$31.89	\$34.81	\$30,478	\$36,249	\$47,794	\$66,331	\$72,414
23-2099	Legal support workers, all other	50	7.08	\$24.50	\$50,962	4.55	\$15.67	\$20.14	\$22.95	\$26.84	\$34.91	\$32,591	\$41,890	\$47,740	\$55,837	\$72,608
25-0000	Education, training, and library	17,210	1.77	\$22.21	\$46,190	3.33	\$10.95	\$15.05	\$20.10	\$27.10	\$34.54	\$22,780	\$31,306	\$41,817	\$56,375	\$71,849
25-1011	Business teachers, postsecondary	130	17.26	#	\$79,189	6.23	#	#	#	#	#	\$30,300	\$48,751	\$70,690	\$102,838	\$126,833
25-1021	Computer science teachers, postsecondary	60	20.99	#	\$67,831	5.22	#	#	#	#	#	\$30,577	\$56,977	\$68,855	\$76,427	\$91,262
25-1022	Mathematical science teachers, postsecondary	200	3.76	#	\$76,047	8.18	#	#	#	#	#	\$56,590	\$65,000	\$71,364	\$77,717	\$101,975
25-1042	Biological science teachers, postsecondary	110	0.00	#	\$75,937	1.78	#	#	#	#	#	\$34,289	\$54,336	\$71,456	\$92,035	\$134,121
25-1052	Chemistry teachers, postsecondary	80	3.29	#	\$69,727	19.38	#	#	#	#	#	\$26,601	\$29,647	\$64,404	\$90,838	\$146,031
25-1054	Physics teachers, postsecondary	40	0.00	#	\$92,007	5.99	#	#	#	#	#	\$34,248	\$40,721	\$78,767	\$115,677	\$175,647
25-1061	Anthropology and archeology teachers, postsecondary	30	0.00	#	\$82,169	1.99	#	#	#	#	#	\$38,127	\$66,107	\$75,788	\$105,269	\$122,774
25-1062	Area, ethnic, and cultural studies teachers, postsecondary	40	0.00	#	\$68,356	2.30	#	#	#	#	#	\$50,993	\$53,586	\$57,908	\$62,486	\$114,457
25-1063	Economics teachers, postsecondary	70	7.67	#	\$97,320	10.78	#	#	#	#	#	\$57,450	\$69,519	\$89,384	\$121,512	\$164,751
25-1065	Political science teachers, postsecondary	50	5.65	#	\$123,834	19.02	#	#	#	#	#	\$54,044	\$66,438	\$103,319	\$170,031	#
25-1066	Psychology teachers, postsecondary	110	35.50	#	\$74,635	7.65	#	#	#	#	#	\$41,416	\$63,202	\$72,447	\$87,972	\$114,167
25-1067	Sociology teachers, postsecondary	60	5.39	#	\$74,581	12.59	#	#	#	#	#	\$46,058	\$57,824	\$70,186	\$85,551	\$110,429
25-1072	Nursing instructors and teachers, postsecondary	130	13.61	#	\$61,003	4.63	#	#	#	#	#	\$38,753	\$46,157	\$63,012	\$72,332	\$78,939
25-1081	Education teachers, postsecondary	140	13.01	#	\$64,171	10.48	#	#	#	#	#	\$36,206	\$49,164	\$60,045	\$72,480	\$89,423
25-1111	Criminal justice and law enforcement teachers, postsecondary	50	16.83	#	\$65,143	5.13	#	#	#	#	#	\$35,368	\$54,641	\$68,389	\$75,230	\$86,665
25-1121	Art, drama, and music teachers, postsecondary	190	2.69	#	\$83,310	14.00	#	#	#	#	#	\$49,889	\$60,936	\$71,456	\$94,950	\$146,046
25-1123	English language and literature teachers, postsecondary	180	2.79	#	\$74,977	12.10	#	#	#	#	#	\$36,812	\$58,370	\$69,641	\$77,859	\$130,857
25-1124	Foreign language and literature teachers, postsecondary	100	0.00	#	\$87,324	2.93	#	#	#	#	#	\$41,955	\$58,956	\$74,825	\$107,028	\$157,434
25-1125	History teachers, postsecondary	80	6.26	#	\$95,252	16.89	#	#	#	#	#	\$53,015	\$66,058	\$76,203	\$107,353	\$178,186
25-1126	Philosophy and religion teachers, postsecondary	70	0.00	#	\$90,486	2.35	#	#	#	#	#	\$50,537	\$66,158	\$78,176	\$104,199	\$165,102
25-1194	Vocational education teachers, postsecondary	460	18.20	\$27.12	\$56,407	9.91	\$13.44	\$20.26	\$29.58	\$34.06	\$36.52	\$27,965	\$42,134	\$61,519	\$70,848	\$75,968
25-1199	Postsecondary teachers, all other	#	#	#	\$73,066	19.91	#	#	#	#	#	\$17,012	\$18,693	\$55,785	\$81,403	\$176,506
25-2011	Preschool teachers, except special education	940	26.46	\$13.07	\$27,179	6.12	\$8.69	\$10.03	\$11.80	\$14.41	\$20.03	\$18,083	\$20,860	\$24,536	\$29,971	\$41,661
25-2012	Kindergarten teachers, except special education	530	12.49	#	\$40,541	3.73	#	#	#	#	#	\$25,582	\$32,662	\$38,871	\$47,727	\$57,853
25-2021	Elementary school teachers, except special education	3,550	1.16	#	\$44,807	1.40	#	#	#	#	#	\$31,952	\$36,055	\$43,497	\$53,092	\$60,266
25-2022	Middle school teachers, except special and vocational education	1,860	0.94	#	\$44,374	1.38	#	#	#	#	#	\$31,857	\$35,822	\$43,007	\$52,314	\$59,704
25-2023	Vocational education teachers, middle school	30	0.00	#	\$49,906	1.99	#	#	#	#	#	\$34,692	\$42,330	\$51,755	\$57,300	\$60,978
25-2031	Secondary school teachers, except special and vocational education	2,330	2.64	#	\$45,669	1.16	#	#	#	#	#	\$32,901	\$37,220	\$44,367	\$53,610	\$60,448
25-2032	Vocational education teachers, secondary school	50	0.68	#	\$50,298	1.52	#	#	#	#	#	\$38,852	\$42,602	\$49,140	\$57,781	\$67,158
25-2051	Special education teachers, preschool	90	1.09	#	\$45,809	1.38	#	#	#	#	#	\$33,242	\$37,207	\$44,542	\$53,893	\$60,444
25-2052	Special education teachers, kindergarten, and elementary school	380	1.16	#	\$45,699	1.15	#	#	#	#	#	\$33,261	\$37,494	\$44,403	\$53,273	\$59,956

Data unavailable

Occupational Code	Occupational Title	Employment Estimate	Employment Percentage Relative Standard Error	Average Hourly Wage	Average Annual Wage	Wage Percentage Relative Standard Error	10th Percentile (Hourly)	25th Percentile (Hourly)	50th Percentile (Hourly)	75th Percentile (Hourly)	90th Percentile (Hourly)	10th Percentile (Annual)	25th Percentile (Annual)	50th Percentile (Annual)	75th Percentile (Annual)	90th Percentile (Annual)
25-2053	Special education teachers, middle school	210	2.42	#	\$46,631	1.26	#	#	#	#	#	\$33,398	\$37,613	\$45,125	\$54,591	\$61,389
25-2054	Special education teachers, secondary school	270	3.67	#	\$46,376	1.42	#	#	#	#	#	\$33,613	\$38,576	\$45,186	\$54,078	\$60,451
25-3011	Adult literacy, remedial education, and ged teachers and instructors	#	#	\$24.46	\$50,881	3.91	\$16.23	\$17.84	\$22.76	\$30.90	\$35.72	\$33,762	\$37,108	\$47,335	\$64,270	\$74,304
25-3021	Self-enrichment education teachers	330	15.31	\$17.65	\$36,713	14.33	\$8.41	\$10.06	\$15.15	\$23.35	\$32.73	\$17,501	\$20,926	\$31,511	\$48,572	\$68,078
25-3099	Teachers and instructors, all other	250	18.19	#	\$54,687	5.93	#	#	#	#	#	\$25,157	\$38,229	\$55,187	\$66,317	\$80,277
25-4011	Archivists	20	37.22	\$20.60	\$42,854	2.22	\$13.80	\$15.56	\$17.62	\$24.29	\$29.25	\$28,707	\$32,366	\$36,649	\$50,521	\$60,837
25-4012	Curators	40	23.63	\$26.89	\$55,938	5.04	\$15.03	\$20.24	\$29.49	\$34.03	\$36.40	\$31,264	\$42,100	\$61,332	\$70,784	\$75,711
25-4013	Museum technicians and conservators	30	34.15	\$15.35	\$31,937	4.26	\$9.58	\$11.00	\$13.93	\$17.50	\$26.82	\$19,935	\$22,886	\$28,979	\$36,391	\$55,784
25-4021	Librarians	240	1.38	\$33.50	\$69,686	3.29	\$20.21	\$25.93	\$33.59	\$41.31	\$47.71	\$42,043	\$53,927	\$69,865	\$85,926	\$99,242
25-4031	Library technicians	340	0.75	\$14.97	\$31,131	1.71	\$10.70	\$12.34	\$14.21	\$17.29	\$20.61	\$22,254	\$25,663	\$29,565	\$35,959	\$42,859
25-9031	Instructional coordinators	370	5.06	\$34.48	\$71,721	3.00	\$19.28	\$23.63	\$32.31	\$42.24	\$52.69	\$40,094	\$49,159	\$67,197	\$87,850	\$109,586
25-9041	Teacher assistants	2,440	3.95	#	\$24,061	1.44	#	#	#	#	#	\$19,121	\$20,850	\$23,254	\$27,137	\$30,260
25-9099	Education, training, and library workers, all other	190	3.20	\$21.15	\$44,001	1.91	\$15.06	\$17.04	\$19.57	\$23.57	\$29.65	\$31,319	\$35,447	\$40,708	\$49,028	\$61,675
27-0000	Arts, design, entertainment, sports, and media	4,220	4.60	\$23.70	\$49,291	3.89	\$9.75	\$13.66	\$21.02	\$31.62	\$40.95	\$20,277	\$28,408	\$43,718	\$65,769	\$81,166
27-1011	Art directors	40	33.21	\$29.49	\$61,341	6.74	\$20.31	\$22.61	\$26.64	\$33.57	\$44.78	\$42,246	\$47,038	\$55,421	\$69,826	\$93,152
27-1013	Fine artists, including painters, sculptors, and illustrators	#	#	\$12.96	\$26,964	4.79	\$11.19	\$12.18	\$13.07	\$13.96	\$14.50	\$23,275	\$25,344	\$27,195	\$29,046	\$30,157
27-1014	Multi-media artists and animators	20	47.43	\$27.61	\$57,424	5.81	\$22.05	\$24.39	\$26.88	\$29.86	\$35.90	\$45,868	\$50,740	\$55,904	\$62,113	\$74,664
27-1023	Floral designers	90	35.29	\$14.27	\$29,685	4.41	\$9.96	\$11.33	\$13.30	\$16.01	\$18.73	\$20,711	\$23,566	\$27,658	\$33,297	\$38,954
27-1024	Graphic designers	440	14.52	\$21.33	\$44,363	3.49	\$12.37	\$15.24	\$20.17	\$26.67	\$32.59	\$25,721	\$31,707	\$41,963	\$55,463	\$67,777
27-1025	Interior designers	50	10.00	\$26.91	\$55,968	9.24	\$15.79	\$18.37	\$29.89	\$33.50	\$35.32	\$32,852	\$38,205	\$62,173	\$69,670	\$73,460
27-1026	Merchandise displayers and window trimmers	60	33.07	\$12.37	\$25,721	5.51	\$9.27	\$10.46	\$12.32	\$14.18	\$16.21	\$19,279	\$21,749	\$25,630	\$29,499	\$33,714
27-2012	Producers and directors	140	12.50	\$22.32	\$46,434	4.82	\$12.44	\$15.95	\$23.50	\$27.72	\$32.75	\$25,879	\$33,183	\$48,881	\$57,668	\$68,117
27-2022	Coaches and scouts	650	14.84	#	\$36,805	6.40	#	#	#	#	#	\$17,940	\$21,746	\$28,885	\$45,624	\$68,504
27-2023	Umpires, referees, and other sports officials	70	33.00	#	\$22,750	9.04	#	#	#	#	#	\$16,418	\$17,208	\$18,524	\$21,163	\$47,954
27-2042	Musicians and singers	140	34.10	\$37.68	#	7.15	\$24.64	\$28.33	\$39.78	\$43.97	\$49.59	#	#	#	#	#
27-2099	Entertainers and performers, sports and related workers, all other	#	#	\$9.79	#	13.86	\$7.83	\$8.11	\$8.59	\$9.06	\$14.08	#	#	#	#	#
27-3011	Radio and television announcers	90	14.71	\$16.98	\$35,310	8.37	\$8.60	\$10.82	\$15.69	\$21.53	\$28.72	\$17,893	\$22,498	\$32,637	\$44,779	\$59,735
27-3012	Public address system and other announcers	60	48.96	\$8.86	\$18,439	6.37	\$7.87	\$8.23	\$8.81	\$9.40	\$11.15	\$16,378	\$17,109	\$18,327	\$19,545	\$23,190
27-3022	Reporters and correspondents	60	38.17	\$17.50	\$36,408	12.55	\$11.43	\$13.64	\$16.55	\$19.29	\$24.14	\$23,770	\$28,367	\$34,424	\$40,127	\$50,212
27-3031	Public relations specialists	660	8.84	\$29.58	\$61,536	5.29	\$14.29	\$18.08	\$24.20	\$36.39	\$55.22	\$29,729	\$37,606	\$50,331	\$75,699	\$114,865
27-3041	Editors	160	13.25	\$26.34	\$54,792	2.55	\$15.25	\$17.89	\$22.39	\$33.56	\$45.03	\$31,710	\$37,202	\$46,566	\$69,808	\$93,672
27-3042	Technical writers	210	13.24	\$28.58	\$59,440	5.82	\$17.52	\$21.71	\$27.45	\$33.12	\$37.01	\$36,433	\$45,159	\$57,092	\$68,897	\$76,989
27-3043	Writers and authors	120	19.71	\$25.95	\$53,977	10.11	\$12.32	\$16.57	\$23.38	\$27.96	\$46.39	\$25,635	\$34,469	\$48,623	\$58,166	\$96,498
27-3091	Interpreters and translators	370	1.47	\$29.27	\$60,888	2.00	\$17.52	\$21.28	\$29.41	\$37.00	\$43.06	\$36,445	\$44,267	\$61,176	\$76,960	\$89,568
27-3099	Media and communication workers, all other	#	#	\$15.04	\$31,288	3.25	\$12.09	\$12.64	\$13.56	\$14.48	\$20.38	\$25,149	\$26,298	\$28,213	\$30,128	\$42,394
27-4011	Audio and video equipment technicians	170	36.24	\$20.86	\$43,391	6.39	\$9.32	\$12.60	\$20.18	\$27.50	\$35.18	\$19,392	\$26,200	\$41,982	\$57,197	\$73,182
27-4012	Broadcast technicians	70	32.48	\$15.34	\$31,916	10.30	\$8.49	\$11.08	\$13.38	\$19.27	\$24.76	\$17,649	\$23,056	\$27,838	\$40,079	\$51,504
27-4014	Sound engineering technicians	#	#	\$28.14	\$58,535	4.89	\$12.38	\$21.05	\$32.23	\$34.93	\$36.55	\$25,744	\$43,776	\$67,029	\$72,655	\$76,030
27-4021	Photographers	110	16.43	\$12.29	\$25,556	9.15	\$8.14	\$8.88	\$10.27	\$15.04	\$21.07	\$16,922	\$18,469	\$21,371	\$31,288	\$43,825
27-4031	Camera operators, television, video, and motion picture	30	0.98	\$15.95	\$33,179	11.10	\$9.62	\$11.55	\$13.90	\$21.50	\$26.35	\$20,017	\$24,026	\$28,907	\$44,729	\$54,806
27-4032	Film and video editors	50	11.84	\$14.91	\$31,004	10.57	\$10.14	\$11.05	\$13.01	\$17.58	\$21.62	\$21,096	\$22,988	\$27,070	\$36,561	\$44,967
27-4099	Media and communication equipment workers, all other	170	15.07	\$37.59	\$78,192	3.26	\$28.51	\$33.12	\$38.60	\$43.23	\$47.21	\$59,304	\$68,880	\$80,288	\$89,913	\$98,193
29-0000	Healthcare practitioners and technical	13,780	2.20	\$34.81	\$72,406	2.65	\$15.43	\$22.18	\$30.19	\$39.64	\$56.37	\$32,095	\$46,135	\$62,795	\$82,444	\$117,254
29-1011	Chiropractors	110	43.16	\$33.81	\$70,327	16.14	\$15.12	\$21.34	\$36.13	\$40.91	\$43.94	\$31,453	\$44,380	\$75,156	\$85,087	\$91,395

Data unavailable

Occupational Code	Occupational Title	Employment Estimate	Employment Percentage Relative Standard Error	Average Hourly Wage	Average Annual Wage	Wage Percentage Relative Standard Error	10th Percentile (Hourly)	25th Percentile (Hourly)	50th Percentile (Hourly)	75th Percentile (Hourly)	90th Percentile (Hourly)	10th Percentile (Annual)	25th Percentile (Annual)	50th Percentile (Annual)	75th Percentile (Annual)	90th Percentile (Annual)
29-1021	Dentists, general	300	19.22	\$74.53	\$155,027	14.87	\$38.57	\$42.65	\$61.31	#	#	\$80,231	\$88,702	\$127,516	#	#
29-1031	Dietitians and nutritionists	90	14.68	\$28.03	\$58,310	2.08	\$20.67	\$24.40	\$27.62	\$32.20	\$36.00	\$42,997	\$50,751	\$57,440	\$66,974	\$74,890
29-1041	Optometrists	80	23.47	\$43.51	\$90,510	6.10	\$31.56	\$38.24	\$44.57	\$50.65	\$55.18	\$65,648	\$79,539	\$92,715	\$105,351	\$114,769
29-1051	Pharmacists	480	8.12	\$51.84	\$107,828	4.26	\$29.84	\$48.41	\$53.55	\$60.81	\$68.11	\$62,070	\$100,691	\$111,392	\$126,490	\$141,667
29-1062	Family and general practitioners	400	24.43	\$60.68	\$126,220	9.35	\$26.48	\$33.45	\$58.88	\$76.38	#	\$55,071	\$69,581	\$122,473	\$158,868	#
29-1064	Obstetricians and gynecologists	#	#	\$82.47	\$171,545	20.21	\$59.10	\$62.25	\$67.50	#	#	\$122,927	\$129,477	\$140,395	#	#
29-1065	Pediatricians, general	40	13.70	\$75.78	\$157,627	18.38	\$47.69	\$58.47	\$66.74	\$86.39	#	\$99,194	\$121,622	\$138,821	\$179,702	#
29-1067	Surgeons	#	#	\$111.47	\$231,862	16.57	\$53.42	#	#	#	#	\$111,121	#	#	#	#
29-1069	Physicians and surgeons, all other	300	20.41	\$94.65	\$196,874	6.85	\$67.30	\$78.07	\$88.18	#	#	\$139,994	\$162,387	\$183,412	#	#
29-1071	Physician assistants	230	10.65	\$42.13	\$87,625	2.28	\$36.38	\$37.73	\$40.74	\$44.96	\$53.67	\$75,673	\$78,486	\$84,729	\$93,520	\$111,632
29-1081	Podiatrists	20	37.38	#	#	#	#	#	#	#	#	#	#	#	#	#
29-1122	Occupational therapists	230	9.79	\$36.23	\$75,350	3.11	\$26.13	\$30.39	\$34.14	\$39.53	\$48.16	\$54,359	\$63,203	\$71,011	\$82,224	\$100,163
29-1123	Physical therapists	520	9.29	\$33.91	\$70,525	3.15	\$24.28	\$29.28	\$33.32	\$38.07	\$44.58	\$50,508	\$60,906	\$69,303	\$79,187	\$92,730
29-1124	Radiation therapists	40	3.64	\$36.27	\$75,443	6.94	\$25.16	\$28.78	\$36.15	\$43.01	\$49.86	\$52,329	\$59,858	\$75,195	\$89,460	\$103,718
29-1125	Recreational therapists	#	#	\$21.65	\$45,029	4.08	\$18.84	\$19.71	\$21.09	\$22.47	\$23.63	\$39,178	\$41,006	\$43,874	\$46,742	\$49,149
29-1126	Respiratory therapists	180	5.60	\$27.24	\$56,668	2.38	\$21.27	\$24.22	\$27.08	\$30.60	\$34.54	\$44,236	\$50,369	\$56,333	\$63,644	\$71,845
29-1127	Speech-language pathologists	390	10.34	\$42.99	\$89,423	2.73	\$27.54	\$32.48	\$40.61	\$53.70	\$65.19	\$57,278	\$67,555	\$84,474	\$111,701	\$135,593
29-1131	Veterinarians	190	14.22	\$32.87	\$68,369	7.21	\$21.82	\$30.19	\$33.07	\$35.90	\$43.57	\$45,383	\$62,790	\$68,793	\$74,664	\$90,623
29-1141	Registered nurses	4,640	2.72	\$31.54	\$65,608	1.77	\$24.12	\$26.67	\$30.79	\$35.88	\$42.33	\$50,169	\$55,466	\$64,048	\$74,625	\$88,051
29-1171	Nurse practitioners	300	16.57	\$37.52	\$78,035	7.60	\$16.49	\$24.06	\$40.35	\$48.12	\$55.94	\$34,301	\$50,044	\$83,927	\$100,086	\$116,348
29-1181	Audiologists	70	20.98	\$38.00	\$79,044	5.58	\$26.06	\$31.10	\$39.51	\$44.13	\$47.28	\$54,207	\$64,692	\$82,183	\$91,797	\$98,340
29-1199	Health diagnosing and treating practitioners, all other	40	4.80	\$31.42	\$65,349	4.90	\$26.02	\$27.98	\$30.41	\$34.45	\$39.70	\$54,130	\$58,191	\$63,259	\$71,658	\$82,566
29-2011	Medical and clinical laboratory technologists	170	11.15	\$30.68	\$63,814	2.66	\$23.57	\$27.38	\$31.69	\$34.95	\$36.81	\$49,035	\$56,945	\$65,921	\$72,686	\$76,566
29-2012	Medical and clinical laboratory technicians	150	3.84	\$17.12	\$35,613	2.97	\$12.80	\$14.15	\$16.43	\$18.78	\$23.01	\$26,621	\$29,437	\$34,165	\$39,066	\$47,859
29-2021	Dental hygienists	610	21.57	\$34.60	\$71,976	4.57	\$21.73	\$31.26	\$35.55	\$41.01	\$44.32	\$45,205	\$65,018	\$73,945	\$85,310	\$92,178
29-2031	Cardiovascular technologists and technicians	60	26.04	\$21.43	\$44,569	7.66	\$12.93	\$15.29	\$18.10	\$27.64	\$35.98	\$26,891	\$31,804	\$37,653	\$57,491	\$74,834
29-2032	Diagnostic medical sonographers	120	13.47	\$36.66	\$76,250	2.98	\$28.96	\$32.03	\$36.67	\$42.04	\$45.40	\$60,241	\$66,625	\$76,274	\$87,438	\$94,423
29-2033	Nuclear medicine technologists	40	4.13	\$32.99	\$68,625	2.18	\$25.63	\$28.90	\$32.61	\$37.00	\$43.00	\$53,320	\$60,107	\$67,827	\$76,957	\$89,441
29-2034	Radiologic technologists and technicians	400	11.05	\$25.51	\$53,054	3.90	\$18.33	\$20.96	\$25.26	\$30.16	\$34.43	\$38,136	\$43,601	\$52,550	\$62,727	\$71,623
29-2035	Magnetic resonance imaging technologists	40	29.35	\$31.25	\$65,005	2.56	\$24.80	\$28.49	\$32.19	\$35.05	\$36.77	\$51,584	\$59,253	\$66,959	\$72,911	\$76,482
29-2041	Emergency medical technicians and paramedics	350	4.68	\$16.15	\$33,602	1.73	\$10.47	\$12.25	\$15.04	\$19.24	\$23.58	\$21,782	\$25,488	\$31,287	\$40,021	\$49,043
29-2052	Pharmacy technicians	640	13.16	\$14.71	\$30,587	3.42	\$10.56	\$12.06	\$14.67	\$17.10	\$18.63	\$21,975	\$25,093	\$30,519	\$35,561	\$38,754
29-2055	Surgical technologists	120	12.48	\$20.31	\$42,238	2.96	\$13.90	\$16.37	\$19.46	\$22.29	\$25.90	\$28,906	\$34,058	\$40,484	\$46,372	\$53,874
29-2056	Veterinary technologists and technicians	280	22.86	\$15.85	\$32,963	4.82	\$12.49	\$13.75	\$15.67	\$17.69	\$20.18	\$25,973	\$28,600	\$32,585	\$36,803	\$41,979
29-2057	Ophthalmic medical technicians	90	48.44	\$18.09	\$37,621	4.99	\$13.19	\$14.98	\$17.14	\$20.64	\$25.25	\$27,443	\$31,166	\$35,655	\$42,925	\$52,526
29-2061	Licensed practical and licensed vocational nurses	710	5.76	\$20.27	\$42,171	1.94	\$15.91	\$17.96	\$20.11	\$22.44	\$25.90	\$33,095	\$37,359	\$41,831	\$46,666	\$53,874
29-2071	Medical records and health information technicians	300	10.13	\$18.52	\$38,516	3.91	\$11.85	\$14.13	\$17.99	\$22.05	\$26.44	\$24,647	\$29,396	\$37,424	\$45,868	\$55,003
29-2081	Opticians, dispensing	190	17.62	\$16.04	\$33,359	3.93	\$12.49	\$13.66	\$15.68	\$17.76	\$19.58	\$25,971	\$28,409	\$32,607	\$36,940	\$40,717
29-2099	Health technologists and technicians, all other	380	12.77	\$17.12	\$35,603	1.80	\$12.07	\$13.20	\$15.08	\$19.63	\$26.40	\$25,099	\$27,450	\$31,364	\$40,829	\$54,915
29-9011	Occupational health and safety specialists	100	7.05	\$30.75	\$63,960	3.42	\$20.07	\$22.82	\$30.49	\$36.75	\$43.05	\$41,750	\$47,465	\$63,427	\$76,434	\$89,539
29-9091	Athletic trainers	50	20.01	#	\$61,199	11.27	#	#	#	#	#	\$26,863	\$32,290	\$54,670	\$71,918	\$99,441
31-0000	Healthcare support	6,390	5.18	\$13.88	\$28,880	1.95	\$9.82	\$11.18	\$13.20	\$15.73	\$18.87	\$20,435	\$23,264	\$27,457	\$32,720	\$39,251
31-1011	Home health aides	1,150	17.00	\$11.90	\$24,750	2.77	\$9.72	\$10.57	\$11.85	\$13.32	\$14.21	\$20,220	\$21,984	\$24,645	\$27,709	\$29,549
31-1014	Nursing assistants	2,220	7.60	\$12.70	\$26,416	2.85	\$9.75	\$10.75	\$12.52	\$14.29	\$16.50	\$20,286	\$22,358	\$26,037	\$29,714	\$34,326
31-1015	Orderlies	50	9.57	\$10.30	\$21,424	2.98	\$7.97	\$8.47	\$9.40	\$12.30	\$14.27	\$16,582	\$17,618	\$19,562	\$25,583	\$29,678
31-2011	Occupational therapist assistants	30	17.58	\$22.64	\$47,096	2.73	\$17.51	\$20.31	\$23.24	\$26.16	\$27.95	\$36,420	\$42,241	\$48,337	\$54,416	\$58,138
31-2021	Physical therapist assistants	100	13.11	\$20.09	\$41,786	3.36	\$13.90	\$17.17	\$20.44	\$22.97	\$26.61	\$28,911	\$35,704	\$42,511	\$47,768	\$55,353
31-2022	Physical therapist aides	30	36.56	\$14.59	\$30,356	3.86	\$11.46	\$12.79	\$14.94	\$16.70	\$17.75	\$23,845	\$26,611	\$31,069	\$34,728	\$36,924

Data unavailable

Occupational Code	Occupational Title	Employment Estimate	Employment Percentage Relative Standard Error	Average Hourly Wage	Average Annual Wage	Wage Percentage Relative Standard Error	10th Percentile (Hourly)	25th Percentile (Hourly)	50th Percentile (Hourly)	75th Percentile (Hourly)	90th Percentile (Hourly)	10th Percentile (Annual)	25th Percentile (Annual)	50th Percentile (Annual)	75th Percentile (Annual)	90th Percentile (Annual)
31-9011	Massage therapists	290	17.93	\$15.63	\$32,520	8.51	\$9.71	\$10.65	\$15.79	\$20.10	\$22.21	\$20,196	\$22,151	\$32,843	\$41,800	\$46,191
31-9091	Dental assistants	860	20.79	\$16.67	\$34,667	7.50	\$9.02	\$12.92	\$16.19	\$20.02	\$25.66	\$18,762	\$26,870	\$33,682	\$41,643	\$53,373
31-9092	Medical assistants	1,150	9.28	\$14.37	\$29,899	1.77	\$11.62	\$12.49	\$13.86	\$16.01	\$17.91	\$24,166	\$25,985	\$28,835	\$33,293	\$37,245
31-9094	Medical transcriptionists	120	19.77	\$17.99	\$37,425	6.22	\$9.30	\$15.62	\$17.25	\$20.16	\$26.35	\$19,350	\$32,487	\$35,872	\$41,937	\$54,818
31-9096	Veterinary assistants and laboratory animal caretakers	100	43.35	\$11.24	\$23,387	6.05	\$8.84	\$9.69	\$10.64	\$11.96	\$16.06	\$18,391	\$20,150	\$22,137	\$24,867	\$33,402
31-9097	Phlebotomists	40	21.11	\$14.96	\$31,109	5.08	\$10.96	\$12.43	\$14.25	\$16.84	\$20.23	\$22,802	\$25,852	\$29,635	\$35,025	\$42,073
31-9099	Healthcare support workers, all other	270	1.56	\$15.54	\$32,326	3.14	\$9.90	\$11.55	\$15.06	\$19.02	\$21.76	\$20,599	\$24,034	\$31,321	\$39,552	\$45,254
33-0000	Protective service	6,120	4.22	\$19.76	\$41,095	6.41	\$9.94	\$12.64	\$17.39	\$25.75	\$33.32	\$20,681	\$26,293	\$36,164	\$53,558	\$69,308
33-1011	First-line supervisors/managers of correctional officers	40	2.38	\$21.66	\$45,060	4.34	\$14.36	\$16.65	\$20.12	\$25.58	\$33.02	\$29,878	\$34,634	\$41,857	\$53,207	\$68,688
33-1012	First-line supervisors/managers of police and detectives	100	1.23	#	#	#	#	#	#	#	#	#	#	#	#	#
33-1021	First-line supervisors/managers of fire fighting and prevention workers	200	3.18	\$28.84	\$59,977	2.50	\$23.33	\$24.76	\$27.37	\$33.12	\$40.16	\$48,521	\$51,491	\$56,936	\$68,885	\$83,539
33-1099	First-line supervisors/managers, protective service workers, all other	120	15.87	\$24.56	\$51,084	3.13	\$17.99	\$19.76	\$22.58	\$27.84	\$34.04	\$37,428	\$41,098	\$46,968	\$57,911	\$70,798
33-2011	Fire fighters	700	2.99	\$19.59	\$40,749	2.46	\$11.96	\$15.56	\$20.38	\$23.96	\$26.84	\$24,877	\$32,364	\$42,385	\$49,847	\$55,831
33-3021	Detectives and criminal investigators	#	#	\$34.25	\$71,230	6.54	\$19.24	\$23.16	\$33.08	\$41.36	\$57.34	\$40,024	\$48,169	\$68,808	\$86,025	\$119,260
33-3051	Police and sheriff's patrol officers	990	0.47	\$29.31	\$60,955	3.03	\$19.28	\$24.65	\$31.03	\$34.05	\$35.87	\$40,093	\$51,279	\$64,538	\$70,831	\$74,607
33-9021	Private detectives and investigators	40	42.68	\$23.11	\$48,077	11.17	\$12.76	\$14.23	\$19.77	\$28.75	\$40.75	\$26,535	\$29,594	\$41,129	\$59,806	\$84,754
33-9031	Gaming surveillance officers and gaming investigators	80	31.70	\$14.40	\$29,944	3.80	\$11.46	\$12.36	\$13.60	\$15.44	\$19.68	\$23,840	\$25,715	\$28,284	\$32,113	\$40,924
33-9032	Security guards	2,150	7.45	\$14.83	\$30,839	4.54	\$9.87	\$11.31	\$14.10	\$17.08	\$20.56	\$20,536	\$23,522	\$29,327	\$35,518	\$42,769
33-9091	Crossing guards	#	#	\$14.46	\$30,086	2.26	\$10.38	\$12.01	\$15.19	\$16.83	\$17.82	\$21,585	\$24,986	\$31,605	\$35,016	\$37,063
33-9092	Lifeguards, ski patrol, and other recreational protective service workers	220	31.55	\$8.92	\$18,562	4.06	\$7.85	\$8.16	\$8.68	\$9.21	\$11.54	\$16,325	\$16,977	\$18,062	\$19,148	\$24,007
33-9093	Transportation security screeners	100	0.00	\$17.99	\$37,429	#	\$16.25	\$16.48	\$17.30	\$19.21	\$20.77	\$33,796	\$34,280	\$35,994	\$39,955	\$43,195
33-9099	Protective service workers, all other	490	5.78	\$12.70	\$26,411	2.59	\$8.46	\$9.57	\$11.00	\$14.26	\$20.45	\$17,598	\$19,912	\$22,883	\$29,661	\$42,544
35-0000	Food preparation and serving-related	25,190	3.92	\$9.94	\$20,666	1.46	\$7.90	\$8.29	\$8.94	\$10.52	\$14.43	\$16,432	\$17,244	\$18,597	\$21,873	\$30,023
35-1011	Chefs and head cooks	170	24.08	\$19.12	\$39,765	7.14	\$10.14	\$11.39	\$17.91	\$23.71	\$29.79	\$21,097	\$23,695	\$37,252	\$49,311	\$61,972
35-1012	First-line supervisors/managers of food preparation and serving workers	1,700	6.53	\$16.14	\$33,579	4.51	\$9.70	\$10.88	\$14.98	\$19.82	\$26.31	\$20,186	\$22,640	\$31,165	\$41,224	\$54,730
35-2011	Cooks, fast food	840	44.21	\$8.29	\$17,245	3.30	\$7.81	\$8.07	\$8.51	\$8.94	\$9.20	\$16,251	\$16,792	\$17,693	\$18,593	\$19,134
35-2012	Cooks, institution and cafeteria	640	9.05	\$12.92	\$26,881	2.94	\$9.21	\$10.51	\$12.73	\$15.34	\$17.49	\$19,161	\$21,852	\$26,486	\$31,913	\$36,389
35-2014	Cooks, restaurant	2,460	19.66	\$10.88	\$22,625	2.92	\$8.42	\$9.55	\$10.70	\$12.10	\$13.95	\$17,520	\$19,874	\$22,247	\$25,168	\$29,016
35-2015	Cooks, short order	250	44.47	\$9.36	\$19,459	6.87	\$7.88	\$8.25	\$8.85	\$9.68	\$11.45	\$16,395	\$17,151	\$18,410	\$20,142	\$23,819
35-2021	Food preparation workers	1,060	18.99	\$9.94	\$20,673	2.66	\$8.02	\$8.59	\$9.53	\$11.20	\$13.25	\$16,678	\$17,858	\$19,825	\$23,290	\$27,556
35-3011	Bartenders	930	11.59	\$9.69	\$20,160	4.87	\$7.90	\$8.30	\$8.96	\$10.36	\$12.43	\$16,441	\$17,266	\$18,641	\$21,546	\$25,846
35-3021	Combined food preparation and serving workers, including fast food	8,670	8.36	\$8.80	\$18,299	1.94	\$7.84	\$8.15	\$8.65	\$9.16	\$10.69	\$16,313	\$16,947	\$18,002	\$19,057	\$22,237
35-3022	Counter attendants, cafeteria, food concession, and coffee shop	840	28.17	\$8.67	\$18,025	3.33	\$7.85	\$8.16	\$8.68	\$9.21	\$10.34	\$16,326	\$16,977	\$18,063	\$19,149	\$21,501
35-3031	Waiters and waitresses	4,740	9.25	\$9.66	\$20,102	4.62	\$7.86	\$8.18	\$8.72	\$9.26	\$16.20	\$16,340	\$17,012	\$18,134	\$19,257	\$33,693
35-3041	Food servers, nonrestaurant	440	16.19	\$9.73	\$20,244	3.35	\$7.97	\$8.46	\$9.28	\$10.85	\$12.55	\$16,573	\$17,597	\$19,311	\$22,568	\$26,096
35-9011	Dining room and cafeteria attendants and bartender helpers	980	36.03	\$8.96	\$18,628	4.04	\$7.85	\$8.16	\$8.69	\$9.21	\$11.54	\$16,326	\$16,979	\$18,066	\$19,153	\$24,007
35-9021	Dishwashers	770	14.27	\$9.22	\$19,168	2.42	\$7.91	\$8.32	\$9.01	\$10.29	\$11.64	\$16,461	\$17,315	\$18,739	\$21,406	\$24,217

Data unavailable

Occupational Code	Occupational Title	Employment Estimate	Employment Percentage Relative Standard Error	Average Hourly Wage	Average Annual Wage	Wage Percentage Relative Standard Error	10th Percentile (Hourly)	25th Percentile (Hourly)	50th Percentile (Hourly)	75th Percentile (Hourly)	90th Percentile (Hourly)	10th Percentile (Annual)	25th Percentile (Annual)	50th Percentile (Annual)	75th Percentile (Annual)	90th Percentile (Annual)
35-9031	Hosts and hostesses, restaurant, lounge, and coffee shop	620	31.49	\$8.56	\$17,795	2.24	\$7.84	\$8.15	\$8.66	\$9.17	\$10.19	\$16,316	\$16,953	\$18,014	\$19,075	\$21,191
35-9099	Food preparation and serving related workers, all other	#	#	\$10.63	\$22,104	5.33	\$8.87	\$9.77	\$10.52	\$11.28	\$11.77	\$18,444	\$20,315	\$21,891	\$23,467	\$24,485
37-0000	Building and grounds cleaning and maintenance	7,400	3.92	\$12.21	\$25,387	3.80	\$8.19	\$9.01	\$10.81	\$13.70	\$19.40	\$17,031	\$18,740	\$22,493	\$28,489	\$40,356
37-1011	First-line supervisors/managers of housekeeping and janitorial workers	220	13.64	\$16.01	\$33,293	3.74	\$9.77	\$11.72	\$15.09	\$19.84	\$23.01	\$20,315	\$24,371	\$31,385	\$41,272	\$47,858
37-1012	First-line supervisors/managers of landscaping, lawn service, and groundskeeping workers	210	28.53	\$19.86	\$41,305	6.44	\$12.86	\$16.53	\$19.68	\$22.19	\$27.24	\$26,757	\$34,377	\$40,934	\$46,165	\$56,668
37-2011	Janitors and cleaners, except maids and housekeeping cleaners	3,270	7.10	\$12.79	\$26,605	6.91	\$8.18	\$9.00	\$11.26	\$14.15	\$23.72	\$17,022	\$18,717	\$23,412	\$29,437	\$49,337
37-2012	Maids and housekeeping cleaners	1,430	13.38	\$9.36	\$19,466	3.60	\$7.90	\$8.30	\$8.96	\$10.31	\$11.71	\$16,441	\$17,265	\$18,638	\$21,453	\$24,351
37-2021	Pest control workers	60	17.28	\$22.99	\$47,819	7.14	\$10.54	\$15.89	\$22.23	\$31.81	\$34.63	\$21,931	\$33,042	\$46,233	\$66,175	\$72,028
37-3011	Landscaping and groundskeeping workers	2,210	6.98	\$11.77	\$24,492	2.61	\$8.75	\$9.87	\$11.04	\$13.17	\$16.15	\$18,208	\$20,525	\$22,970	\$27,399	\$33,590
37-3012	Pesticide handlers, sprayers, and applicators, vegetation	#	#	\$17.14	\$35,643	6.10	\$14.72	\$15.56	\$16.90	\$18.25	\$21.18	\$30,619	\$32,366	\$35,162	\$37,957	\$44,064
39-0000	Personal care and service	6,160	7.10	\$11.83	\$24,612	2.42	\$8.04	\$8.65	\$9.93	\$13.22	\$19.23	\$16,729	\$17,986	\$20,662	\$27,506	\$40,003
39-1011	Gaming supervisors	#	#	\$23.98	\$49,869	6.12	\$14.22	\$19.01	\$23.54	\$30.26	\$34.06	\$29,569	\$39,545	\$48,957	\$62,943	\$70,840
39-1012	Slot key persons	30	33.85	\$15.17	\$31,552	8.43	\$11.60	\$12.34	\$13.56	\$15.97	\$22.90	\$24,131	\$25,662	\$28,199	\$33,213	\$47,622
39-1021	First-line supervisors/managers of personal service workers	240	19.11	\$16.21	\$33,712	3.24	\$10.52	\$12.52	\$15.41	\$19.22	\$22.68	\$21,880	\$26,046	\$32,053	\$39,985	\$47,171
39-2011	Animal trainers	30	26.83	\$11.05	\$22,982	6.76	\$9.16	\$9.88	\$10.70	\$11.53	\$14.59	\$19,060	\$20,541	\$22,260	\$23,979	\$30,347
39-2021	Nonfarm animal caretakers	380	22.87	\$10.05	\$20,897	2.93	\$7.93	\$8.36	\$9.09	\$10.99	\$14.35	\$16,493	\$17,396	\$18,902	\$22,857	\$29,841
39-3011	Gaming dealers	240	31.16	\$8.51	\$17,707	3.56	\$7.82	\$8.09	\$8.55	\$9.00	\$9.29	\$16,270	\$16,837	\$17,783	\$18,729	\$19,318
39-3031	Ushers, lobby attendants, and ticket takers	120	27.60	\$9.94	\$20,680	5.66	\$8.13	\$8.88	\$10.07	\$11.05	\$11.69	\$16,920	\$18,464	\$20,936	\$22,976	\$24,313
39-3091	Amusement and recreation attendants	420	26.33	\$8.89	\$18,481	2.45	\$7.87	\$8.21	\$8.78	\$9.36	\$10.98	\$16,365	\$17,077	\$18,262	\$19,468	\$22,828
39-3093	Locker room, coatroom, and dressing room attendants	110	12.59	\$10.36	\$21,542	5.99	\$8.05	\$8.66	\$9.94	\$11.98	\$13.84	\$16,743	\$18,020	\$20,673	\$24,912	\$28,780
39-4011	Embalmers	#	#	\$15.14	\$31,495	17.76	\$10.45	\$11.85	\$13.43	\$15.63	\$25.82	\$21,737	\$24,651	\$27,930	\$32,501	\$53,702
39-4031	Morticians, undertakers, and funeral directors	20	27.84	\$24.41	\$50,780	10.51	\$19.18	\$20.40	\$22.44	\$27.76	\$33.09	\$39,890	\$42,438	\$46,686	\$57,733	\$68,825
39-5012	Hairdressers, hairstylists, and cosmetologists	710	16.22	\$12.86	\$26,754	6.30	\$8.32	\$9.30	\$11.21	\$14.45	\$20.81	\$17,298	\$19,351	\$23,307	\$30,048	\$43,286
39-5092	Manicurists and pedicurists	50	31.57	\$10.40	\$21,629	7.88	\$8.03	\$8.62	\$9.60	\$10.96	\$13.84	\$16,704	\$17,922	\$19,960	\$22,792	\$28,795
39-5094	Skin care specialists	80	45.91	\$16.14	\$33,562	11.41	\$8.33	\$9.71	\$15.74	\$21.01	\$26.64	\$17,317	\$20,196	\$32,736	\$43,708	\$55,403
39-6011	Baggage porters and bellhops	190	19.64	\$9.16	\$19,047	3.88	\$7.88	\$8.25	\$8.86	\$9.85	\$11.47	\$16,399	\$17,162	\$18,432	\$20,492	\$23,867
39-6012	Concierges	80	32.85	\$13.86	\$28,829	5.70	\$9.67	\$10.71	\$12.92	\$15.69	\$18.29	\$22,284	\$26,868	\$32,640	\$38,033	\$46,303
39-7011	Tour guides and escorts	80	15.66	\$9.73	\$20,246	3.50	\$7.94	\$8.38	\$9.12	\$10.44	\$11.56	\$16,507	\$17,432	\$18,972	\$21,707	\$24,042
39-9011	Child care workers	730	36.98	\$9.97	\$20,736	2.89	\$7.97	\$8.46	\$9.28	\$11.01	\$13.39	\$16,573	\$17,596	\$19,302	\$22,896	\$27,852
39-9021	Personal and home care aides	1,420	13.25	\$9.41	\$19,577	2.19	\$7.96	\$8.45	\$9.25	\$10.49	\$11.31	\$16,561	\$17,566	\$19,241	\$21,820	\$23,523
39-9031	Fitness trainers and aerobics instructors	730	19.05	\$16.10	\$33,497	6.23	\$8.33	\$9.36	\$15.88	\$19.94	\$25.57	\$17,317	\$19,476	\$33,026	\$41,482	\$53,186
39-9032	Recreation workers	280	22.46	\$14.45	\$30,065	5.93	\$8.66	\$10.02	\$12.48	\$17.84	\$23.82	\$18,011	\$20,842	\$25,962	\$37,114	\$49,545
39-9041	Residential advisors	40	25.94	\$15.82	\$32,904	4.55	\$10.87	\$12.97	\$15.61	\$17.66	\$21.28	\$22,604	\$26,971	\$32,459	\$36,724	\$44,257
39-9099	Personal care and service workers, all other	60	39.43	\$11.38	\$23,678	7.80	\$8.24	\$9.15	\$10.73	\$12.61	\$14.11	\$17,148	\$19,032	\$22,316	\$26,223	\$29,356
41-0000	Sales and related	25,350	3.30	\$16.34	\$33,980	2.55	\$8.21	\$9.06	\$11.66	\$18.61	\$30.38	\$17,084	\$18,848	\$24,256	\$38,706	\$63,191
41-1011	First-line supervisors/managers of retail sales workers	1,970	5.86	\$18.25	\$37,952	3.14	\$10.41	\$12.82	\$16.89	\$21.49	\$27.13	\$21,643	\$26,666	\$35,124	\$44,697	\$56,433
41-1012	First-line supervisors/managers of non-retail sales workers	300	14.06	\$31.96	\$66,480	4.92	\$14.15	\$22.05	\$28.55	\$41.32	\$51.88	\$29,441	\$45,854	\$59,381	\$85,952	\$107,921
41-2011	Cashiers	5,720	8.02	\$9.73	\$20,247	1.75	\$7.93	\$8.36	\$9.07	\$10.54	\$13.40	\$16,496	\$17,383	\$18,861	\$21,916	\$27,879
41-2012	Gaming change persons and booth cashiers	#	#	\$14.75	\$30,690	4.23	\$12.10	\$12.86	\$14.14	\$16.43	\$18.80	\$25,163	\$26,759	\$29,419	\$34,181	\$39,107

Data unavailable

Occupational Code	Occupational Title	Employment Estimate	Employment Percentage Relative Standard Error	Average Hourly Wage	Average Annual Wage	Wage Percentage Relative Standard Error	10th Percentile (Hourly)	25th Percentile (Hourly)	50th Percentile (Hourly)	75th Percentile (Hourly)	90th Percentile (Hourly)	10th Percentile (Annual)	25th Percentile (Annual)	50th Percentile (Annual)	75th Percentile (Annual)	90th Percentile (Annual)
41-2021	Counter and rental clerks	1,160	15.21	\$12.79	\$26,604	4.14	\$8.32	\$9.32	\$11.30	\$15.32	\$20.02	\$17,302	\$19,383	\$23,504	\$31,859	\$41,641
41-2022	Parts salespersons	340	24.90	\$14.05	\$29,217	5.92	\$8.30	\$9.25	\$13.37	\$17.54	\$22.13	\$17,274	\$19,248	\$27,819	\$36,489	\$46,034
41-2031	Retail salespersons	8,710	6.32	\$12.59	\$26,178	2.95	\$8.15	\$8.89	\$10.50	\$13.58	\$20.48	\$16,944	\$18,501	\$21,849	\$28,254	\$42,596
41-3011	Advertising sales agents	250	36.95	\$33.40	\$69,478	7.68	\$19.86	\$24.64	\$29.23	\$46.98	\$53.90	\$41,300	\$51,245	\$60,798	\$97,715	\$112,112
41-3021	Insurance sales agents	1,280	15.69	\$25.60	\$53,253	11.86	\$13.81	\$16.59	\$20.53	\$28.10	\$35.54	\$28,719	\$34,515	\$42,711	\$58,452	\$73,933
41-3031	Securities, commodities, and financial services sales agents	500	19.61	\$37.22	\$77,421	15.43	\$13.19	\$15.21	\$20.06	\$49.83	\$85.71	\$27,441	\$31,633	\$41,716	\$103,649	\$178,284
41-3041	Travel agents	110	20.60	\$17.18	\$35,739	9.63	\$8.90	\$12.17	\$15.61	\$20.12	\$30.57	\$18,503	\$25,305	\$32,461	\$41,842	\$63,590
41-3098	Sales representatives of services, except advertising, insurance, travel, and financial services	170	28.32	\$23.24	\$48,343	3.60	\$9.43	\$11.56	\$18.68	\$35.59	\$42.52	\$19,611	\$24,046	\$38,854	\$74,035	\$88,437
41-3099	Sales representatives, services, all other	1,180	12.83	\$25.48	\$52,992	5.35	\$8.98	\$13.60	\$20.81	\$33.95	\$49.72	\$18,682	\$28,285	\$43,278	\$70,621	\$103,416
41-4011	Sales representatives, wholesale and manufacturing, technical and scientific products	490	16.31	\$37.22	\$77,421	4.16	\$18.60	\$25.33	\$36.87	\$46.83	\$57.93	\$38,691	\$52,683	\$76,682	\$97,401	\$120,502
41-4012	Sales representatives, wholesale and manufacturing, except technical and scientific products	1,760	5.58	\$26.89	\$55,928	3.39	\$11.59	\$15.84	\$23.62	\$34.46	\$45.90	\$24,110	\$32,943	\$49,135	\$71,667	\$95,474
41-9011	Demonstrators and product promoters	#	#	\$12.68	\$26,382	2.80	\$9.52	\$10.14	\$11.03	\$13.03	\$20.69	\$19,794	\$21,093	\$22,933	\$27,105	\$43,034
41-9021	Real estate brokers	220	32.75	\$21.15	\$43,982	15.67	\$12.56	\$13.69	\$16.97	\$21.78	\$27.78	\$26,130	\$28,474	\$35,306	\$45,309	\$57,788
41-9022	Real estate sales agents	390	30.91	\$18.22	\$37,895	16.97	\$8.13	\$8.85	\$14.47	\$22.12	\$40.86	\$16,912	\$18,405	\$30,108	\$46,011	\$84,990
41-9031	Sales engineers	80	21.26	#	#	#	#	#	#	#	#	#	#	#	#	#
41-9041	Telemarketers	650	10.38	\$11.90	\$24,761	8.63	\$7.97	\$8.45	\$9.25	\$15.66	\$18.31	\$16,569	\$17,572	\$19,244	\$32,566	\$38,092
41-9099	Sales and related workers, all other	190	6.94	\$12.60	\$26,199	3.12	\$8.38	\$9.52	\$11.50	\$14.12	\$17.87	\$17,423	\$19,794	\$23,930	\$29,366	\$37,169
43-0000	Office and administrative support	41,200	2.61	\$15.88	\$33,031	1.47	\$9.38	\$11.75	\$14.75	\$18.66	\$24.02	\$19,508	\$24,443	\$30,688	\$38,818	\$49,962
43-1011	First-line supervisors/managers of office and administrative support workers	1,980	5.16	\$24.75	\$51,475	2.19	\$14.08	\$17.21	\$22.56	\$30.86	\$38.16	\$29,296	\$35,801	\$46,915	\$64,196	\$79,373
43-2011	Switchboard operators, including answering service	240	21.97	\$12.50	\$26,009	3.52	\$9.99	\$10.78	\$11.99	\$13.86	\$16.14	\$20,772	\$22,421	\$24,932	\$28,820	\$33,573
43-3011	Bill and account collectors	540	9.84	\$14.82	\$30,820	5.96	\$10.17	\$11.21	\$13.81	\$17.43	\$21.70	\$21,145	\$23,318	\$28,734	\$36,246	\$45,137
43-3021	Billing and posting clerks and machine operators	560	9.14	\$16.13	\$33,541	3.11	\$12.03	\$13.32	\$15.62	\$18.21	\$21.85	\$25,015	\$27,708	\$32,486	\$37,870	\$45,455
43-3031	Bookkeeping, accounting, and auditing clerks	2,990	6.41	\$16.35	\$34,017	1.33	\$10.95	\$13.24	\$15.78	\$18.44	\$22.79	\$22,777	\$27,549	\$32,830	\$38,345	\$47,404
43-3041	Gaming cage workers	100	33.38	\$13.74	\$28,584	3.49	\$10.57	\$11.88	\$13.33	\$15.05	\$17.92	\$21,979	\$24,705	\$27,723	\$31,313	\$37,275
43-3051	Payroll and timekeeping clerks	310	11.39	\$18.71	\$38,913	3.19	\$12.75	\$14.95	\$18.43	\$22.53	\$26.09	\$26,515	\$31,102	\$38,342	\$46,854	\$54,260
43-3061	Procurement clerks	150	14.97	\$18.96	\$39,431	2.46	\$14.09	\$16.57	\$18.64	\$21.62	\$24.05	\$29,312	\$34,457	\$38,775	\$44,974	\$50,015
43-3071	Tellers	850	8.92	\$13.45	\$27,974	2.73	\$9.87	\$10.89	\$12.74	\$14.93	\$19.07	\$20,535	\$22,653	\$26,496	\$31,063	\$39,657
43-3099	Financial clerks, all other	80	20.09	\$17.42	\$36,237	3.80	\$12.81	\$14.56	\$17.14	\$20.46	\$22.45	\$26,651	\$30,275	\$35,659	\$42,566	\$46,691
43-4011	Brokerage clerks	60	32.82	\$17.95	\$37,341	5.32	\$12.57	\$15.26	\$18.50	\$21.13	\$22.70	\$26,148	\$31,746	\$38,473	\$43,949	\$47,222
43-4031	Court, municipal, and license clerks	410	1.09	\$17.26	\$35,893	1.62	\$12.62	\$14.19	\$16.52	\$19.60	\$22.86	\$26,249	\$29,507	\$34,358	\$40,773	\$47,542
43-4041	Credit authorizers, checkers, and clerks	40	45.36	\$15.09	\$31,381	3.31	\$12.13	\$12.77	\$13.85	\$14.97	\$19.79	\$25,224	\$26,570	\$28,813	\$31,132	\$41,162
43-4051	Customer service representatives	6,460	10.49	\$14.96	\$31,119	2.39	\$9.52	\$11.51	\$14.27	\$17.71	\$21.53	\$19,798	\$23,932	\$29,684	\$36,826	\$44,788
43-4061	Eligibility interviewers, government programs	240	2.46	\$16.29	\$33,888	4.41	\$12.08	\$13.58	\$15.96	\$18.20	\$21.48	\$25,131	\$28,253	\$33,197	\$37,849	\$44,685
43-4071	File clerks	330	9.43	\$13.81	\$28,729	2.33	\$9.56	\$11.25	\$13.56	\$16.08	\$18.01	\$19,887	\$23,393	\$28,200	\$33,438	\$37,462
43-4081	Hotel, motel, and resort desk clerks	420	14.99	\$10.29	\$21,397	5.82	\$7.96	\$8.43	\$9.23	\$11.58	\$14.61	\$16,552	\$17,543	\$19,195	\$24,078	\$30,385
43-4111	Interviewers, except eligibility and loan	570	7.06	\$11.89	\$24,723	7.98	\$8.13	\$8.86	\$12.10	\$14.05	\$16.66	\$16,910	\$18,438	\$25,162	\$29,232	\$34,658
43-4121	Library assistants, clerical	240	4.88	\$11.28	\$23,458	6.59	\$8.18	\$8.99	\$10.57	\$12.94	\$16.24	\$17,017	\$18,706	\$21,980	\$26,905	\$33,771
43-4131	Loan interviewers and clerks	280	21.01	\$19.19	\$39,908	3.53	\$11.07	\$15.83	\$19.54	\$22.77	\$26.92	\$23,030	\$32,920	\$40,635	\$47,354	\$55,994
43-4141	New accounts clerks	190	41.92	\$16.00	\$33,270	2.92	\$11.91	\$13.18	\$15.46	\$18.94	\$21.87	\$24,770	\$27,417	\$32,160	\$39,385	\$45,498
43-4151	Order clerks	#	#	\$16.00	\$33,281	3.75	\$12.17	\$13.37	\$15.47	\$17.83	\$21.83	\$25,320	\$27,815	\$32,188	\$37,085	\$45,402
43-4161	Human resources assistants, except payroll and timekeeping	270	4.94	\$18.41	\$38,297	2.02	\$12.73	\$15.56	\$18.07	\$21.14	\$23.63	\$26,473	\$32,357	\$37,580	\$43,970	\$49,148
43-4171	Receptionists and information clerks	2,600	8.21	\$12.58	\$26,167	2.07	\$8.61	\$10.06	\$12.19	\$14.47	\$17.41	\$17,901	\$20,928	\$25,364	\$30,090	\$36,215

Data unavailable

Occupational Code	Occupational Title	Employment Estimate	Employment Percentage Relative Standard Error	Average Hourly Wage	Average Annual Wage	Wage Percentage Relative Standard Error	10th Percentile (Hourly)	25th Percentile (Hourly)	50th Percentile (Hourly)	75th Percentile (Hourly)	90th Percentile (Hourly)	10th Percentile (Annual)	25th Percentile (Annual)	50th Percentile (Annual)	75th Percentile (Annual)	90th Percentile (Annual)
43-4181	Reservation and transportation ticket agents and travel clerks	220	18.62	\$11.73	\$24,402	3.76	\$9.33	\$9.87	\$10.74	\$11.62	\$17.39	\$19,401	\$20,525	\$22,338	\$24,169	\$36,177
43-4199	Information and record clerks, all other	860	7.80	\$17.90	\$37,236	2.75	\$11.99	\$14.73	\$18.06	\$20.77	\$23.05	\$24,937	\$30,642	\$37,573	\$43,197	\$47,948
43-5021	Couriers and messengers	190	31.72	\$12.45	\$25,890	3.59	\$9.37	\$10.30	\$11.80	\$14.11	\$17.01	\$19,483	\$21,422	\$24,552	\$29,344	\$35,389
43-5031	Police, fire, and ambulance dispatchers	140	1.72	\$22.15	\$46,077	2.35	\$16.02	\$19.32	\$22.56	\$25.92	\$27.86	\$33,325	\$40,184	\$46,928	\$53,906	\$57,944
43-5032	Dispatchers, except police, fire, and ambulance	310	9.44	\$17.51	\$36,413	2.66	\$11.68	\$14.12	\$17.20	\$20.82	\$24.24	\$24,289	\$29,372	\$35,773	\$43,299	\$50,428
43-5041	Meter readers, utilities	#	#	\$21.59	\$44,918	1.75	\$16.00	\$17.55	\$20.46	\$24.29	\$30.53	\$33,272	\$36,498	\$42,562	\$50,292	\$63,508
43-5051	Postal service clerks	130	0.00	\$24.84	\$51,658	3.64	\$23.39	\$25.52	\$25.53	\$25.53	\$26.55	\$48,649	\$53,085	\$53,094	\$53,108	\$55,226
43-5052	Postal service mail carriers	630	0.00	\$25.64	\$53,329	#	\$19.46	\$25.14	\$27.16	\$27.17	\$27.75	\$40,472	\$52,296	\$56,497	\$56,509	\$57,713
43-5053	Postal service mail sorters, processors, and processing machine operators	310	0.00	\$24.55	\$51,060	#	\$23.38	\$25.47	\$25.52	\$25.53	\$25.97	\$48,625	\$52,984	\$53,088	\$53,097	\$54,021
43-5061	Production, planning, and expediting clerks	470	11.56	\$19.66	\$40,891	4.57	\$11.79	\$14.33	\$18.50	\$24.93	\$29.06	\$24,515	\$29,811	\$38,477	\$51,845	\$60,450
43-5071	Shipping, receiving, and traffic clerks	890	6.66	\$14.77	\$30,727	1.73	\$9.75	\$11.77	\$14.28	\$17.40	\$21.09	\$20,282	\$24,483	\$29,692	\$36,191	\$43,877
43-5081	Stock clerks and order fillers	3,210	6.10	\$12.28	\$25,540	1.98	\$8.31	\$9.32	\$11.50	\$14.61	\$17.62	\$17,291	\$19,389	\$23,929	\$30,379	\$36,641
43-5111	Weighers, measurers, checkers, and samplers, recordkeeping	#	#	\$11.58	\$24,094	10.15	\$8.11	\$8.82	\$10.79	\$14.29	\$17.06	\$16,875	\$18,352	\$22,443	\$29,730	\$35,479
43-6011	Executive secretaries and administrative assistants	1,310	6.45	\$22.81	\$47,436	2.81	\$14.09	\$16.97	\$21.25	\$27.04	\$34.56	\$29,308	\$35,308	\$44,202	\$56,233	\$71,876
43-6012	Legal secretaries	#	#	\$19.59	\$40,746	6.35	\$15.35	\$16.26	\$17.77	\$23.87	\$27.01	\$31,937	\$33,825	\$36,971	\$49,659	\$56,183
43-6013	Medical secretaries	900	13.87	\$15.49	\$32,225	6.57	\$10.52	\$12.31	\$14.27	\$17.93	\$23.24	\$21,891	\$25,603	\$29,674	\$37,292	\$48,336
43-6014	Secretaries, except legal, medical, and executive	6,950	3.74	\$15.48	\$32,206	1.30	\$9.80	\$12.27	\$15.04	\$18.26	\$22.01	\$20,383	\$25,527	\$31,291	\$37,972	\$45,790
43-9011	Computer operators	70	16.48	\$21.60	\$44,927	3.73	\$15.17	\$17.81	\$21.89	\$26.08	\$28.42	\$31,553	\$37,043	\$45,535	\$54,249	\$59,109
43-9021	Data entry keyers	290	14.87	\$14.44	\$30,044	4.43	\$8.72	\$11.01	\$14.31	\$17.67	\$20.96	\$18,144	\$22,898	\$29,765	\$36,747	\$43,594
43-9022	Word processors and typists	80	6.48	\$18.61	\$38,704	2.71	\$15.05	\$16.63	\$18.65	\$20.13	\$22.38	\$31,307	\$34,581	\$38,788	\$41,872	\$46,551
43-9041	Insurance claims and policy processing clerks	90	46.16	\$18.10	\$37,652	3.90	\$12.99	\$14.70	\$17.94	\$20.86	\$22.54	\$27,026	\$30,575	\$37,321	\$43,395	\$46,892
43-9051	Mail clerks and mail machine operators, except postal service	170	30.88	\$12.23	\$25,447	7.06	\$8.04	\$8.64	\$11.93	\$15.56	\$17.75	\$16,726	\$17,979	\$24,823	\$32,362	\$36,917
43-9061	Office clerks, general	2,900	6.02	\$14.30	\$29,746	2.03	\$9.09	\$10.81	\$13.47	\$16.89	\$20.63	\$18,917	\$22,491	\$28,014	\$35,138	\$42,909
43-9071	Office machine operators, except computer	100	19.95	\$13.80	\$28,700	3.48	\$9.33	\$11.11	\$13.10	\$15.42	\$19.36	\$19,409	\$23,116	\$27,245	\$32,070	\$40,259
43-9199	Office and administrative support workers, all other	220	13.64	\$17.13	\$35,624	6.74	\$8.40	\$10.14	\$18.09	\$21.82	\$24.33	\$17,469	\$21,086	\$37,631	\$45,380	\$50,612
45-0000	Farming, fishing, and forestry	190	19.45	\$13.99	\$29,108	5.24	\$9.30	\$10.46	\$12.55	\$15.48	\$21.15	\$19,347	\$21,763	\$26,113	\$32,195	\$43,986
45-2092	Farmworkers and laborers, crop, nursery, and greenhouse	110	24.90	\$14.38	\$29,907	6.79	\$9.78	\$10.91	\$12.83	\$15.35	\$21.81	\$20,344	\$22,697	\$26,696	\$31,927	\$45,367
45-2093	Farmworkers, farm and ranch animals	70	39.01	\$11.86	\$24,663	7.72	\$8.34	\$9.39	\$11.06	\$13.56	\$17.64	\$17,353	\$19,531	\$23,010	\$28,206	\$36,698
47-0000	Construction and extraction	8,860	3.93	\$20.30	\$42,232	2.15	\$11.31	\$14.39	\$18.37	\$24.77	\$31.83	\$23,518	\$29,940	\$38,211	\$51,526	\$66,217
47-1011	First-line supervisors/managers of construction trades and extraction workers	1,110	10.45	\$31.49	\$65,498	4.07	\$20.14	\$24.15	\$28.11	\$35.70	\$50.60	\$41,896	\$50,237	\$58,475	\$74,247	\$105,245
47-2021	Brickmasons and blockmasons	30	48.63	\$23.23	\$48,321	6.71	\$18.98	\$21.03	\$23.92	\$26.34	\$27.79	\$39,478	\$43,734	\$49,745	\$54,785	\$57,809
47-2031	Carpenters	990	20.15	\$19.73	\$41,041	7.12	\$12.03	\$13.76	\$17.59	\$23.31	\$32.81	\$25,033	\$28,616	\$36,582	\$48,488	\$68,243
47-2044	Tile and marble setters	#	#	\$18.08	\$37,616	12.91	\$12.79	\$14.29	\$16.28	\$18.08	\$31.52	\$26,603	\$29,725	\$33,862	\$37,612	\$65,554
47-2051	Cement masons and concrete finishers	440	19.83	\$16.07	\$33,422	3.76	\$10.79	\$13.47	\$16.14	\$18.62	\$21.58	\$22,443	\$28,024	\$33,573	\$38,725	\$44,895
47-2061	Construction laborers	1,040	12.47	\$14.23	\$29,597	3.63	\$8.51	\$10.77	\$13.74	\$16.77	\$20.25	\$17,701	\$22,402	\$28,588	\$34,891	\$42,122
47-2071	Paving, surfacing, and tamping equipment operators	70	45.11	\$16.90	\$35,160	6.92	\$11.15	\$13.42	\$16.61	\$19.80	\$23.37	\$23,183	\$27,911	\$34,555	\$41,177	\$48,614
47-2073	Operating engineers and other construction equipment operators	590	13.89	\$20.98	\$43,633	3.93	\$15.52	\$17.24	\$20.21	\$23.70	\$28.73	\$32,281	\$35,867	\$42,043	\$49,304	\$59,755
47-2081	Drywall and ceiling tile installers	180	31.43	\$17.35	\$36,085	8.64	\$10.54	\$13.39	\$18.44	\$21.00	\$22.46	\$21,931	\$27,851	\$38,364	\$43,684	\$46,719
47-2082	Tapers	#	#	\$20.11	\$41,825	5.14	\$14.93	\$16.01	\$17.82	\$24.94	\$28.24	\$31,046	\$33,302	\$37,064	\$51,871	\$58,736
47-2111	Electricians	1,290	8.73	\$23.09	\$48,030	6.22	\$14.82	\$17.12	\$21.70	\$29.67	\$34.14	\$30,826	\$35,609	\$45,129	\$61,716	\$71,009
47-2121	Glaziers	70	46.42	\$19.95	\$41,506	14.28	\$10.39	\$13.75	\$19.22	\$26.02	\$31.53	\$21,604	\$28,592	\$39,977	\$54,116	\$65,582
47-2132	Insulation workers, mechanical	#	#	\$19.66	\$40,883	4.49	\$13.32	\$15.58	\$19.05	\$22.26	\$26.64	\$27,699	\$32,415	\$39,622	\$46,303	\$55,416

Data unavailable

Occupational Code	Occupational Title	Employment Estimate	Employment Percentage Relative Standard Error	Average Hourly Wage	Average Annual Wage	Wage Percentage Relative Standard Error	10th Percentile (Hourly)	25th Percentile (Hourly)	50th Percentile (Hourly)	75th Percentile (Hourly)	90th Percentile (Hourly)	10th Percentile (Annual)	25th Percentile (Annual)	50th Percentile (Annual)	75th Percentile (Annual)	90th Percentile (Annual)
47-2141	Painters, construction and maintenance	220	18.48	\$17.40	\$36,199	5.22	\$12.10	\$14.58	\$17.13	\$20.38	\$23.13	\$25,174	\$30,326	\$35,634	\$42,389	\$48,120
47-2151	Pipelayers	50	21.97	\$17.91	\$37,253	7.32	\$12.82	\$14.87	\$16.57	\$18.28	\$27.26	\$26,663	\$30,924	\$34,470	\$38,030	\$56,707
47-2152	Plumbers, pipefitters, and steamfitters	690	18.19	\$20.74	\$43,139	3.59	\$13.23	\$16.31	\$20.78	\$25.55	\$28.25	\$27,515	\$33,930	\$43,216	\$53,150	\$58,761
47-2181	Roofers	280	22.86	\$18.35	\$38,158	5.69	\$13.83	\$16.19	\$18.99	\$21.13	\$22.42	\$28,760	\$33,680	\$39,510	\$43,959	\$46,628
47-2211	Sheet metal workers	170	33.67	\$19.80	\$41,194	2.27	\$11.67	\$13.61	\$19.24	\$24.93	\$30.97	\$24,278	\$28,303	\$40,027	\$51,846	\$64,427
47-2221	Structural iron and steel workers	#	#	\$20.57	\$42,795	7.76	\$13.11	\$17.29	\$20.84	\$23.99	\$27.80	\$27,272	\$35,958	\$43,340	\$49,906	\$57,819
47-3012	Helpers--carpenters	40	22.87	\$15.53	\$32,292	4.68	\$9.27	\$14.96	\$16.31	\$17.65	\$18.50	\$19,286	\$31,122	\$33,916	\$36,711	\$38,478
47-3013	Helpers--electricians	#	#	\$15.48	\$32,205	11.11	\$8.63	\$15.26	\$16.44	\$17.62	\$18.32	\$17,946	\$31,737	\$34,189	\$36,642	\$38,113
47-3014	Helpers--painters, paperhangers, plasterers, and stucco masons	#	#	\$12.17	\$25,322	2.78	\$9.06	\$10.22	\$12.00	\$14.00	\$16.25	\$18,852	\$21,264	\$24,964	\$29,122	\$33,802
47-3015	Helpers--pipelayers, plumbers, pipefitters, and steamfitters	40	43.06	\$12.21	\$25,392	7.94	\$8.07	\$8.72	\$12.62	\$14.90	\$17.76	\$16,792	\$18,142	\$26,255	\$30,990	\$36,950
47-3016	Helpers--roofers	50	49.28	\$9.80	\$20,374	10.11	\$7.99	\$8.52	\$9.60	\$11.08	\$12.63	\$16,623	\$17,721	\$19,959	\$23,051	\$26,265
47-4011	Construction and building inspectors	130	20.98	\$27.76	\$57,750	2.63	\$21.51	\$24.24	\$27.23	\$31.09	\$35.28	\$44,732	\$50,415	\$56,629	\$64,671	\$73,381
47-4041	Hazardous materials removal workers	#	#	\$19.06	\$39,647	2.22	\$13.59	\$16.20	\$19.30	\$21.54	\$23.46	\$28,272	\$33,686	\$40,154	\$44,813	\$48,797
47-4051	Highway maintenance workers	210	5.50	\$18.45	\$38,367	1.87	\$14.67	\$15.82	\$17.71	\$21.07	\$24.60	\$30,511	\$32,899	\$36,828	\$43,832	\$51,170
47-4071	Septic tank servicers and sewer pipe cleaners	#	#	\$14.89	\$30,976	6.77	\$10.03	\$10.98	\$13.42	\$19.04	\$21.92	\$20,860	\$22,838	\$27,916	\$39,598	\$45,595
47-4099	Construction and related workers, all other	#	#	\$14.00	\$29,126	7.21	\$11.98	\$12.56	\$13.51	\$14.47	\$16.82	\$24,926	\$26,119	\$28,108	\$30,096	\$34,991
49-0000	Installation, maintenance, and repair	8,570	3.99	\$20.65	\$42,961	1.68	\$10.89	\$14.34	\$19.76	\$25.66	\$32.45	\$22,643	\$29,817	\$41,096	\$53,375	\$67,494
49-1011	First-line supervisors/managers of mechanics, installers, and repairers	580	8.62	\$31.03	\$64,550	4.61	\$17.65	\$23.55	\$29.44	\$35.63	\$47.54	\$36,703	\$48,994	\$61,239	\$74,109	\$98,878
49-2011	Computer, automated teller, and office machine repairers	90	30.91	\$19.08	\$39,679	5.12	\$12.56	\$14.94	\$19.56	\$22.30	\$26.00	\$26,123	\$31,079	\$40,687	\$46,384	\$54,078
49-2021	Radio mechanics	#	#	\$26.18	\$54,458	8.22	\$19.34	\$21.38	\$25.17	\$30.66	\$37.83	\$40,236	\$44,480	\$52,347	\$63,783	\$78,676
49-2022	Telecommunications equipment installers and repairers, except line installers	370	28.06	\$26.65	\$55,433	6.47	\$14.36	\$20.78	\$29.72	\$33.18	\$35.27	\$29,869	\$43,222	\$61,808	\$69,022	\$73,353
49-2091	Avionics technicians	#	#	\$20.32	\$42,262	13.90	\$15.67	\$16.68	\$18.38	\$23.60	\$27.31	\$32,591	\$34,703	\$38,224	\$49,097	\$56,810
49-2094	Electrical and electronics repairers, commercial and industrial equipment	170	7.67	\$27.41	\$57,006	3.97	\$21.31	\$23.46	\$26.30	\$32.20	\$35.73	\$44,319	\$48,793	\$54,703	\$66,983	\$74,309
49-2096	Electronic equipment installers and repairers, motor vehicles	20	38.87	#	#	#	#	#	#	#	#	#	#	#	#	#
49-2098	Security and fire alarm systems installers	#	#	\$24.91	\$51,815	8.17	\$19.24	\$21.17	\$24.96	\$28.50	\$32.38	\$40,024	\$44,044	\$51,917	\$59,290	\$67,354
49-3011	Aircraft mechanics and service technicians	240	26.65	\$26.32	\$54,738	6.32	\$19.19	\$21.91	\$24.95	\$28.67	\$37.02	\$39,907	\$45,580	\$51,886	\$59,636	\$76,992
49-3021	Automotive body and related repairers	240	35.73	\$25.88	\$53,840	10.69	\$16.48	\$19.61	\$22.22	\$32.24	\$42.05	\$34,275	\$40,786	\$46,219	\$67,062	\$87,469
49-3023	Automotive service technicians and mechanics	1,600	9.26	\$20.50	\$42,647	3.46	\$10.03	\$15.69	\$20.49	\$25.28	\$30.23	\$20,856	\$32,631	\$42,626	\$52,581	\$62,870
49-3031	Bus and truck mechanics and diesel engine specialists	250	12.35	\$20.41	\$42,456	2.01	\$15.14	\$17.46	\$20.36	\$23.00	\$27.40	\$31,486	\$36,313	\$42,356	\$47,847	\$56,995
49-3042	Mobile heavy equipment mechanics, except engines	250	9.94	\$24.41	\$50,762	2.46	\$17.16	\$20.00	\$23.60	\$29.44	\$34.20	\$35,695	\$41,600	\$49,089	\$61,230	\$71,133
49-3052	Motorcycle mechanics	40	27.15	\$12.65	\$26,314	13.49	\$8.64	\$9.96	\$11.48	\$14.27	\$18.06	\$17,970	\$20,708	\$23,885	\$29,679	\$37,559
49-3053	Outdoor power equipment and other small engine mechanics	40	46.56	\$15.62	\$32,493	7.62	\$10.32	\$12.10	\$15.17	\$17.52	\$23.93	\$21,466	\$25,162	\$31,550	\$36,446	\$49,771
49-3092	Recreational vehicle service technicians	40	49.54	\$20.29	\$42,199	6.10	\$14.60	\$16.04	\$18.31	\$25.58	\$28.45	\$30,366	\$33,366	\$38,080	\$53,198	\$59,180
49-3093	Tire repairers and changers	270	20.26	\$11.08	\$23,042	6.93	\$8.25	\$9.17	\$10.91	\$13.01	\$14.27	\$17,164	\$19,073	\$22,688	\$27,056	\$29,679
49-9012	Control and valve installers and repairers, except mechanical door	50	37.04	\$24.59	\$51,143	8.78	\$17.12	\$19.76	\$22.71	\$30.37	\$34.91	\$35,608	\$41,099	\$47,243	\$63,173	\$72,607
49-9021	Heating, air conditioning, and refrigeration mechanics and installers	360	17.45	\$24.43	\$50,804	3.56	\$15.65	\$19.15	\$24.05	\$28.51	\$34.18	\$32,552	\$39,833	\$50,024	\$59,307	\$71,094
49-9031	Home appliance repairers	#	#	\$16.56	\$34,438	9.87	\$11.58	\$12.75	\$14.83	\$17.56	\$23.00	\$24,087	\$26,514	\$30,851	\$36,530	\$47,839
49-9041	Industrial machinery mechanics	420	22.89	\$21.01	\$43,711	4.00	\$13.24	\$15.70	\$20.11	\$25.55	\$30.18	\$27,536	\$32,646	\$41,829	\$53,135	\$62,769

Data unavailable

Occupational Code	Occupational Title	Employment Estimate	Employment Percentage Relative Standard Error	Average Hourly Wage	Average Annual Wage	Wage Percentage Relative Standard Error	10th Percentile (Hourly)	25th Percentile (Hourly)	50th Percentile (Hourly)	75th Percentile (Hourly)	90th Percentile (Hourly)	10th Percentile (Annual)	25th Percentile (Annual)	50th Percentile (Annual)	75th Percentile (Annual)	90th Percentile (Annual)
49-9043	Maintenance workers, machinery	30	26.78	\$20.32	\$42,275	6.06	\$13.06	\$15.33	\$20.46	\$24.64	\$27.94	\$27,162	\$31,880	\$42,551	\$51,255	\$58,115
49-9051	Electrical power-line installers and repairers	140	9.26	\$25.87	\$53,817	10.24	\$13.62	\$20.69	\$26.93	\$32.89	\$35.77	\$28,329	\$43,040	\$56,017	\$68,410	\$74,393
49-9052	Telecommunications line installers and repairers	#	#	\$18.66	\$38,818	8.58	\$12.30	\$13.86	\$17.66	\$21.37	\$30.87	\$25,574	\$28,827	\$36,733	\$44,447	\$64,207
49-9062	Medical equipment repairers	40	37.22	\$20.79	\$43,253	6.13	\$13.51	\$16.24	\$18.95	\$23.15	\$32.57	\$28,100	\$33,788	\$39,409	\$48,151	\$67,752
49-9071	Maintenance and repair workers, general	2,390	9.03	\$16.72	\$34,775	1.78	\$9.96	\$12.48	\$16.04	\$20.52	\$24.69	\$20,707	\$25,958	\$33,364	\$42,689	\$51,353
49-9091	Coin, vending, and amusement machine servicers and repairers	150	27.83	\$16.14	\$33,564	4.61	\$10.80	\$12.81	\$15.98	\$18.42	\$21.85	\$22,472	\$26,647	\$33,230	\$38,308	\$45,453
49-9094	Locksmiths and safe repairers	#	#	\$20.49	\$42,610	5.67	\$14.12	\$17.23	\$20.83	\$24.05	\$26.99	\$29,365	\$35,841	\$43,330	\$50,028	\$56,147
49-9098	Helpers--installation, maintenance, and repair workers	110	20.17	\$11.61	\$24,139	7.01	\$8.08	\$8.75	\$10.28	\$12.87	\$19.11	\$16,816	\$18,203	\$21,375	\$26,765	\$39,755
49-9099	Installation, maintenance, and repair workers, all other	200	19.21	\$18.69	\$38,875	4.48	\$12.37	\$13.97	\$18.59	\$22.24	\$26.30	\$25,721	\$29,051	\$38,666	\$46,269	\$54,699
51-0000	Production	8,860	5.23	\$16.60	\$34,520	2.37	\$9.23	\$10.99	\$14.61	\$19.62	\$27.55	\$19,205	\$22,867	\$30,398	\$40,810	\$57,303
51-1011	First-line supervisors/managers of production and operating workers	570	6.73	\$31.55	\$65,616	2.77	\$19.06	\$23.70	\$30.61	\$40.19	\$45.08	\$39,646	\$49,306	\$63,662	\$83,599	\$93,767
51-2022	Electrical and electronic equipment assemblers	610	14.24	\$14.08	\$29,278	3.80	\$9.05	\$10.97	\$13.33	\$16.51	\$20.70	\$18,833	\$22,812	\$27,718	\$34,344	\$43,059
51-2041	Structural metal fabricators and fitters	20	40.27	\$19.30	\$40,154	6.05	\$11.71	\$15.79	\$18.43	\$24.00	\$27.41	\$24,361	\$32,840	\$38,334	\$49,918	\$57,016
51-2092	Team assemblers	330	8.15	\$12.32	\$25,625	3.22	\$8.54	\$9.75	\$11.14	\$14.16	\$18.20	\$17,758	\$20,279	\$23,170	\$29,458	\$37,865
51-2099	Assemblers and fabricators, all other	#	#	\$11.00	\$22,882	2.37	\$9.43	\$9.91	\$10.68	\$11.45	\$13.77	\$19,615	\$20,611	\$22,215	\$23,819	\$28,650
51-3011	Bakers	220	14.68	\$13.44	\$27,953	4.91	\$8.45	\$9.96	\$13.40	\$16.66	\$18.47	\$17,568	\$20,711	\$27,880	\$34,647	\$38,419
51-3021	Butchers and meat cutters	250	35.54	\$15.97	\$33,208	4.30	\$11.43	\$13.69	\$16.38	\$18.09	\$20.54	\$23,767	\$28,482	\$34,071	\$37,617	\$42,725
51-3092	Food batchmakers	#	#	\$13.75	\$28,599	13.33	\$8.07	\$8.72	\$10.81	\$17.66	\$22.17	\$16,790	\$18,138	\$22,492	\$36,723	\$46,121
51-4011	Computer-controlled machine tool operators, metal and plastic	170	17.77	\$17.56	\$36,530	3.59	\$12.20	\$13.75	\$16.35	\$19.41	\$25.09	\$25,369	\$28,605	\$33,999	\$40,366	\$52,185
51-4012	Numerical tool and process control programmers	#	#	\$19.89	\$41,371	12.21	\$10.65	\$12.51	\$17.90	\$26.87	\$30.63	\$22,152	\$26,011	\$37,227	\$55,896	\$63,719
51-4021	Extruding and drawing machine setters, operators, and tenders, metal and plastic	#	#	\$18.02	\$37,478	3.06	\$14.93	\$15.92	\$17.55	\$19.46	\$22.43	\$31,058	\$33,123	\$36,499	\$40,486	\$46,657
51-4022	Forging machine setters, operators, and tenders, metal and plastic	#	#	\$15.36	\$31,945	6.84	\$10.15	\$11.65	\$13.87	\$19.07	\$23.22	\$21,112	\$24,234	\$28,847	\$39,660	\$48,305
51-4031	Cutting, punching, and press machine setters, operators, and tenders, metal and plastic	#	#	\$14.30	\$29,745	2.82	\$10.36	\$11.64	\$13.69	\$16.53	\$19.65	\$21,558	\$24,221	\$28,481	\$34,374	\$40,867
51-4033	Grinding, lapping, polishing, and buffing machine tool setters, operators, and tenders, metal and plastic	30	15.02	\$14.13	\$29,399	6.08	\$9.86	\$10.92	\$12.79	\$16.04	\$21.88	\$20,508	\$22,719	\$26,596	\$33,372	\$45,520
51-4034	Lathe and turning machine tool setters, operators, and tenders, metal and plastic	30	6.63	#	#	#	#	#	#	#	#	#	#	#	#	#
51-4041	Machinists	460	12.10	\$19.71	\$41,006	5.38	\$13.00	\$15.55	\$18.09	\$24.03	\$28.32	\$27,048	\$32,346	\$37,625	\$49,972	\$58,900
51-4072	Molding, coremaking, and casting machine setters, operators, and tenders, metal and plastic	80	37.00	\$16.55	\$34,421	6.99	\$10.57	\$13.23	\$16.02	\$19.06	\$24.14	\$21,992	\$27,512	\$33,326	\$39,640	\$50,221
51-4081	Multiple machine tool setters, operators, and tenders, metal and plastic	260	7.09	\$16.03	\$33,341	2.08	\$10.57	\$12.14	\$14.53	\$18.66	\$23.91	\$21,988	\$25,252	\$30,228	\$38,810	\$49,735
51-4111	Tool and die makers	40	5.95	\$25.12	\$52,240	2.56	\$19.52	\$22.60	\$25.58	\$28.12	\$29.72	\$40,593	\$47,001	\$53,212	\$58,492	\$61,828
51-4121	Welders, cutters, solderers, and brazers	230	20.90	\$19.47	\$40,495	4.31	\$14.01	\$15.95	\$18.16	\$21.77	\$29.04	\$29,137	\$33,181	\$37,769	\$45,291	\$60,401
51-4122	Welding, soldering, and brazing machine setters, operators, and tenders	20	37.16	\$18.58	\$38,642	7.36	\$11.08	\$18.54	\$19.96	\$21.37	\$22.22	\$23,036	\$38,564	\$41,510	\$44,456	\$46,223
51-4191	Heat treating equipment setters, operators, and tenders, metal and plastic	30	0.00	\$15.17	\$31,556	2.01	\$11.02	\$12.83	\$15.09	\$17.49	\$19.37	\$22,918	\$26,677	\$31,394	\$36,376	\$40,287
51-4193	Plating and coating machine setters, operators, and tenders, metal and plastic	#	#	\$14.67	\$30,523	2.63	\$9.70	\$10.53	\$13.16	\$17.26	\$24.43	\$20,179	\$21,894	\$27,368	\$35,910	\$50,824

Data unavailable

Occupational Code	Occupational Title	Employment Estimate	Employment Percentage Relative Standard Error	Average Hourly Wage	Average Annual Wage	Wage Percentage Relative Standard Error	10th Percentile (Hourly)	25th Percentile (Hourly)	50th Percentile (Hourly)	75th Percentile (Hourly)	90th Percentile (Hourly)	10th Percentile (Annual)	25th Percentile (Annual)	50th Percentile (Annual)	75th Percentile (Annual)	90th Percentile (Annual)
51-5111	Prepress technicians and workers	#	#	\$16.93	\$35,221	4.30	\$15.02	\$15.68	\$16.76	\$17.85	\$18.63	\$31,237	\$32,611	\$34,866	\$37,121	\$38,743
51-5112	Printing press operators	190	25.04	\$16.66	\$34,661	3.43	\$11.81	\$13.53	\$16.49	\$20.01	\$22.31	\$24,564	\$28,138	\$34,295	\$41,615	\$46,397
51-5113	Print binding and finishing workers	#	#	\$14.37	\$29,882	3.30	\$9.97	\$10.88	\$13.49	\$17.51	\$20.83	\$20,729	\$22,631	\$28,053	\$36,415	\$43,331
51-6011	Laundry and dry-cleaning workers	410	9.34	\$9.34	\$19,437	1.65	\$7.93	\$8.35	\$9.07	\$10.47	\$11.65	\$16,484	\$17,373	\$18,855	\$21,783	\$24,225
51-6021	Pressers, textile, garment, and related materials	140	24.74	\$10.63	\$22,120	6.51	\$8.12	\$8.84	\$10.14	\$11.61	\$15.35	\$16,893	\$18,397	\$21,094	\$24,139	\$31,921
51-6031	Sewing machine operators	120	28.07	\$12.69	\$26,388	7.25	\$8.23	\$9.12	\$12.25	\$14.92	\$19.43	\$17,121	\$18,966	\$25,486	\$31,029	\$40,424
51-6052	Tailors, dressmakers, and custom sewers	30	27.16	\$14.38	\$29,913	16.74	\$9.52	\$10.28	\$11.55	\$17.84	\$24.63	\$19,811	\$21,378	\$24,024	\$37,100	\$51,220
51-6062	Textile cutting machine setters, operators, and tenders	#	#	\$11.42	\$23,748	6.52	\$9.77	\$10.28	\$11.11	\$12.58	\$14.06	\$20,328	\$21,372	\$23,112	\$26,157	\$29,254
51-7011	Cabinetmakers and bench carpenters	190	19.66	\$13.65	\$28,382	7.78	\$8.24	\$9.14	\$14.17	\$16.80	\$18.34	\$17,136	\$19,003	\$29,464	\$34,935	\$38,137
51-7042	Woodworking machine setters, operators, and tenders, except sawing	#	#	\$16.54	\$34,414	8.36	\$9.34	\$13.21	\$15.97	\$20.87	\$22.74	\$19,437	\$27,470	\$33,225	\$43,411	\$47,295
51-8021	Stationary engineers and boiler operators	90	25.21	\$23.26	\$48,391	3.58	\$15.14	\$17.83	\$24.18	\$27.47	\$30.93	\$31,499	\$37,076	\$50,287	\$57,130	\$64,340
51-8031	Water and liquid waste treatment plant and system operators	240	8.65	\$24.25	\$50,432	1.93	\$15.92	\$19.48	\$24.54	\$28.50	\$33.57	\$33,124	\$40,509	\$51,034	\$59,286	\$69,826
51-9012	Separating, filtering, clarifying, precipitating, and still machine setters, operators, and tenders	20	18.23	\$15.95	\$33,186	2.31	\$11.91	\$13.62	\$16.04	\$18.30	\$21.35	\$24,775	\$28,334	\$33,364	\$38,062	\$44,413
51-9021	Crushing, grinding, and polishing machine setters, operators, and tenders	30	12.69	\$13.77	\$28,633	4.84	\$9.63	\$11.90	\$14.00	\$16.28	\$17.67	\$20,031	\$24,752	\$29,120	\$33,858	\$36,763
51-9022	Grinding and polishing workers, hand	30	27.98	\$13.35	\$27,758	5.18	\$8.95	\$10.39	\$12.20	\$14.67	\$20.76	\$18,615	\$21,602	\$25,380	\$30,522	\$43,185
51-9023	Mixing and blending machine setters, operators, and tenders	#	#	\$10.32	\$21,467	13.11	\$8.07	\$8.72	\$9.80	\$10.97	\$11.67	\$16,788	\$18,134	\$20,378	\$22,817	\$24,280
51-9032	Cutting and slicing machine setters, operators, and tenders	30	25.65	\$15.90	\$33,079	2.38	\$11.80	\$14.95	\$16.30	\$17.65	\$18.55	\$24,537	\$31,092	\$33,909	\$36,721	\$38,576
51-9061	Inspectors, testers, sorters, samplers, and weighers	510	9.11	\$17.33	\$36,042	4.33	\$9.08	\$12.25	\$16.37	\$20.89	\$26.57	\$18,896	\$25,470	\$34,050	\$43,461	\$55,260
51-9071	Jewelers and precious stone and metal workers	80	47.66	\$12.80	\$26,633	12.41	\$8.73	\$9.76	\$11.05	\$13.67	\$23.38	\$18,159	\$20,293	\$22,978	\$28,440	\$48,626
51-9081	Dental laboratory technicians	70	7.76	\$22.69	\$47,203	9.53	\$13.23	\$16.17	\$21.93	\$28.89	\$32.65	\$27,521	\$33,636	\$45,605	\$60,097	\$67,919
51-9111	Packaging and filling machine operators and tenders	220	4.72	\$13.85	\$28,802	2.47	\$9.67	\$11.47	\$13.50	\$15.93	\$18.53	\$20,105	\$23,863	\$28,077	\$33,130	\$38,536
51-9121	Coating, painting, and spraying machine setters, operators, and tenders	140	22.37	\$13.93	\$28,983	2.69	\$10.00	\$10.89	\$13.56	\$16.78	\$18.50	\$20,808	\$22,645	\$28,211	\$34,910	\$38,477
51-9122	Painters, transportation equipment	110	31.81	\$23.80	\$49,514	14.75	\$12.94	\$15.36	\$18.47	\$24.00	\$52.05	\$26,908	\$31,951	\$38,423	\$49,926	\$108,260
51-9123	Painting, coating, and decorating workers	#	#	\$10.82	\$22,502	11.28	\$8.03	\$8.62	\$9.71	\$11.64	\$17.09	\$16,707	\$17,932	\$20,201	\$24,201	\$35,556
51-9151	Photographic process workers and processing machine operators	70	22.60	\$11.74	\$24,410	2.37	\$8.61	\$9.67	\$10.86	\$13.37	\$17.15	\$17,902	\$20,120	\$22,582	\$27,806	\$35,665
51-9195	Molders, shapers, and casters, except metal and plastic	#	#	\$26.34	\$54,790	19.20	\$14.90	\$17.90	\$21.98	\$38.79	\$42.67	\$30,985	\$37,232	\$45,708	\$80,684	\$88,746
51-9198	Helpers--production workers	140	23.07	\$10.98	\$22,846	3.89	\$8.23	\$9.13	\$10.43	\$11.68	\$15.17	\$17,129	\$18,985	\$21,688	\$24,298	\$31,562
51-9199	Production workers, all other	50	26.20	\$15.90	\$33,071	7.91	\$9.72	\$11.66	\$14.29	\$19.82	\$25.40	\$20,215	\$24,248	\$29,721	\$41,217	\$52,830
53-0000	Transportation and material moving	10,670	3.97	\$15.17	\$31,556	2.77	\$8.67	\$10.29	\$13.45	\$17.54	\$23.26	\$18,032	\$21,411	\$27,972	\$36,477	\$48,373
53-1011	Aircraft cargo handling supervisors	#	#	\$18.47	\$38,420	12.52	\$10.79	\$13.31	\$19.89	\$22.20	\$25.36	\$22,445	\$27,695	\$41,374	\$46,173	\$52,753
53-1021	First-line supervisors/managers of helpers, laborers, and material movers, hand	130	27.88	\$22.49	\$46,786	5.82	\$12.32	\$16.79	\$21.14	\$27.28	\$33.41	\$25,634	\$34,919	\$43,980	\$56,746	\$69,501
53-1031	First-line supervisors/managers of transportation and material-moving machine and vehicle operators	270	15.91	\$22.17	\$46,107	4.36	\$11.21	\$14.71	\$20.29	\$30.35	\$35.39	\$23,326	\$30,604	\$42,193	\$63,130	\$73,614
53-2012	Commercial pilots	70	34.76	#	\$90,985	20.91	#	#	#	#	#	\$38,407	\$49,367	\$74,475	\$149,720	\$179,804
53-3021	Bus drivers, transit and intercity	270	29.03	\$15.20	\$31,624	7.51	\$10.51	\$12.28	\$14.34	\$18.59	\$21.11	\$21,870	\$25,550	\$29,829	\$38,667	\$43,905
53-3022	Bus drivers, school	730	8.29	\$13.88	\$28,871	1.83	\$10.85	\$12.20	\$13.49	\$14.93	\$17.60	\$22,567	\$25,380	\$28,061	\$31,046	\$36,600
53-3031	Driver/sales workers	860	26.01	\$14.78	\$30,743	14.10	\$8.14	\$8.88	\$12.28	\$18.93	\$27.77	\$16,926	\$18,479	\$25,553	\$39,367	\$57,755

Data unavailable

Occupational Code	Occupational Title	Employment Estimate	Employment Percentage Relative Standard Error	Average Hourly Wage	Average Annual Wage	Wage Percentage Relative Standard Error	10th Percentile (Hourly)	25th Percentile (Hourly)	50th Percentile (Hourly)	75th Percentile (Hourly)	90th Percentile (Hourly)	10th Percentile (Annual)	25th Percentile (Annual)	50th Percentile (Annual)	75th Percentile (Annual)	90th Percentile (Annual)
53-3032	Truck drivers, heavy and tractor-trailer	1,290	12.84	\$17.67	\$36,744	2.24	\$12.92	\$15.36	\$17.48	\$20.29	\$22.84	\$26,881	\$31,959	\$36,349	\$42,211	\$47,502
53-3033	Truck drivers, light or delivery services	1,690	11.56	\$14.86	\$30,918	8.83	\$8.80	\$10.50	\$13.34	\$16.69	\$24.05	\$18,300	\$21,834	\$27,740	\$34,707	\$50,021
53-3041	Taxi drivers and chauffeurs	220	14.85	\$11.75	\$24,431	2.91	\$8.61	\$9.75	\$11.04	\$13.35	\$15.75	\$17,906	\$20,283	\$22,966	\$27,758	\$32,750
53-3099	Motor vehicle operators, all other	130	14.41	\$13.79	\$28,675	12.73	\$9.38	\$10.26	\$11.97	\$17.86	\$18.99	\$19,518	\$21,348	\$24,892	\$37,149	\$39,493
53-6021	Parking lot attendants	200	24.24	\$12.07	\$25,096	1.93	\$9.33	\$10.46	\$12.21	\$13.70	\$14.60	\$19,412	\$21,757	\$25,403	\$28,505	\$30,365
53-6031	Service station attendants	390	37.11	\$10.68	\$22,222	4.26	\$8.10	\$8.79	\$10.06	\$11.48	\$14.69	\$16,845	\$18,276	\$20,933	\$23,872	\$30,550
53-6041	Traffic technicians	20	0.00	\$25.20	\$52,412	3.81	\$16.67	\$23.95	\$26.02	\$28.09	\$30.89	\$34,664	\$49,826	\$54,126	\$58,425	\$64,241
53-6099	Transportation workers, all other	#	#	\$15.29	\$31,813	4.76	\$10.51	\$12.34	\$14.57	\$18.50	\$21.50	\$21,863	\$25,667	\$30,297	\$38,483	\$44,714
53-7032	Excavating and loading machine and dragline operators	220	18.36	\$26.28	\$54,665	3.05	\$18.87	\$21.15	\$25.60	\$31.28	\$35.79	\$39,257	\$43,996	\$53,241	\$65,070	\$74,453
53-7051	Industrial truck and tractor operators	220	13.33	\$15.41	\$32,049	2.80	\$10.44	\$12.36	\$14.49	\$18.20	\$21.78	\$21,711	\$25,699	\$30,145	\$37,851	\$45,310
53-7061	Cleaners of vehicles and equipment	500	16.08	\$10.66	\$22,178	3.77	\$8.24	\$9.15	\$10.34	\$11.51	\$13.68	\$17,149	\$19,036	\$21,498	\$23,943	\$28,445
53-7062	Laborers and freight, stock, and material movers, hand	2,170	6.21	\$12.32	\$25,623	2.30	\$8.49	\$9.76	\$11.85	\$14.46	\$17.20	\$17,655	\$20,298	\$24,648	\$30,083	\$35,773
53-7064	Packers and packagers, hand	460	25.83	\$9.77	\$20,319	6.31	\$7.92	\$8.33	\$9.03	\$11.04	\$14.05	\$16,468	\$17,334	\$18,777	\$22,973	\$29,222
53-7081	Refuse and recyclable material collectors	350	17.50	\$15.49	\$32,223	4.22	\$9.86	\$13.78	\$16.08	\$17.72	\$19.75	\$20,510	\$28,659	\$33,447	\$36,849	\$41,090

Data unavailable

Occupational Code	Occupational Title	Employment Estimate	Employment Percentage Relative Standard Error	Average Hourly Wage	Average Annual Wage	Wage Percentage Relative Standard Error	10th Percentile (Hourly)	25th Percentile (Hourly)	50th Percentile (Hourly)	75th Percentile (Hourly)	90th Percentile (Hourly)	10th Percentile (Annual)	25th Percentile (Annual)	50th Percentile (Annual)	75th Percentile (Annual)	90th Percentile (Annual)
00-0000	All occupations	1,230,830	0.60	\$24.47	\$50,887	1.02	\$9.01	\$12.07	\$18.85	\$30.49	\$45.78	\$18,730	\$25,102	\$39,210	\$63,414	\$95,224
11-0000	Management	55,910	1.75	\$58.35	\$121,363	0.85	\$26.87	\$36.99	\$52.20	\$70.94	#	\$55,886	\$76,933	\$108,583	\$147,562	#
11-1011	Chief executives	780	20.82	\$90.97	\$189,226	5.39	\$45.03	\$62.84	\$85.24	#	#	\$93,663	\$130,709	\$177,300	#	#
11-1021	General and operations managers	23,050	2.16	\$63.41	\$131,894	1.21	\$26.73	\$36.84	\$54.04	\$81.76	#	\$55,589	\$76,620	\$112,403	\$170,067	#
11-1031	Legislators	150	13.73	#	\$58,282	10.95	#	#	#	#	#	\$16,816	\$18,204	\$45,640	\$84,227	\$94,564
11-2011	Advertising and promotions managers	190	32.64	\$56.36	\$117,222	7.08	\$23.93	\$36.04	\$45.14	\$75.81	#	\$49,770	\$74,956	\$93,895	\$157,690	#
11-2021	Marketing managers	1,430	8.69	\$63.30	\$131,655	2.02	\$35.06	\$47.03	\$59.35	\$75.24	#	\$72,933	\$97,822	\$123,450	\$156,507	#
11-2022	Sales managers	2,730	6.40	\$61.44	\$127,785	2.21	\$28.55	\$39.86	\$57.29	\$74.50	#	\$59,382	\$82,903	\$119,169	\$154,962	#
11-2031	Public relations managers	380	6.85	\$62.49	\$129,981	2.27	\$37.74	\$45.33	\$57.57	\$72.27	#	\$78,490	\$94,278	\$119,736	\$150,325	#
11-3011	Administrative services managers	1,300	4.57	\$48.07	\$99,990	1.59	\$25.89	\$34.72	\$45.95	\$56.92	\$71.63	\$53,849	\$72,226	\$95,573	\$118,396	\$148,991
11-3021	Computer and information systems managers	3,510	5.91	\$63.63	\$132,357	1.58	\$41.17	\$50.31	\$61.66	\$73.01	\$88.28	\$85,635	\$104,652	\$128,250	\$151,867	\$183,628
11-3031	Financial managers	3,550	6.26	\$67.45	\$140,306	2.32	\$34.03	\$47.82	\$62.40	\$81.03	#	\$70,778	\$99,456	\$129,802	\$168,542	#
11-3051	Industrial production managers	580	8.02	\$50.42	\$104,872	3.52	\$27.33	\$35.30	\$45.25	\$60.64	\$77.11	\$56,855	\$73,434	\$94,129	\$126,134	\$160,387
11-3061	Purchasing managers	430	6.52	\$61.31	\$127,520	2.07	\$39.50	\$49.00	\$58.46	\$69.47	\$85.88	\$82,151	\$101,916	\$121,602	\$144,488	\$178,641
11-3071	Transportation, storage, and distribution managers	700	7.95	\$44.74	\$93,057	2.60	\$25.82	\$32.10	\$40.84	\$54.00	\$68.12	\$53,696	\$66,777	\$84,944	\$112,310	\$141,695
11-3111	Compensation and benefits managers	110	8.11	\$59.69	\$124,155	3.88	\$36.54	\$44.34	\$55.06	\$71.58	\$89.19	\$76,012	\$92,233	\$114,533	\$148,894	\$185,511
11-3121	Human resources managers	770	5.13	\$62.59	\$130,179	2.07	\$37.91	\$48.04	\$57.46	\$71.14	#	\$78,856	\$99,916	\$119,509	\$147,979	#
11-3131	Training and development managers	250	8.22	\$55.52	\$115,473	3.62	\$33.59	\$39.74	\$49.75	\$64.92	\$84.03	\$69,864	\$82,666	\$103,476	\$135,041	\$174,786
11-9021	Construction managers	1,800	11.71	\$43.67	\$90,843	4.30	\$25.72	\$31.53	\$40.15	\$54.54	\$67.72	\$53,497	\$65,588	\$83,504	\$113,449	\$140,865
11-9031	Education administrators, preschool and child care center/program	390	23.55	\$21.59	\$44,907	6.24	\$15.09	\$16.59	\$19.54	\$25.01	\$33.22	\$31,393	\$34,499	\$40,646	\$52,023	\$69,096
11-9032	Education administrators, elementary and secondary school	1,940	2.08	#	\$82,771	1.79	#	#	#	#	#	\$60,239	\$71,878	\$84,352	\$94,942	\$110,729
11-9033	Education administrators, postsecondary	1,080	14.31	\$45.61	\$94,860	4.36	\$25.65	\$30.84	\$39.34	\$52.47	\$75.04	\$53,355	\$64,145	\$81,835	\$109,135	\$156,079
11-9039	Education administrators, all other	110	33.55	\$39.87	\$82,920	8.86	\$23.27	\$26.51	\$37.05	\$46.95	\$61.78	\$48,397	\$55,145	\$77,063	\$97,656	\$128,493
11-9041	Engineering managers	1,650	11.69	\$69.90	\$145,383	2.21	\$46.75	\$56.17	\$66.50	\$80.83	#	\$97,246	\$116,829	\$138,323	\$168,132	#
11-9051	Food service managers	1,400	12.53	\$27.91	\$58,057	3.12	\$17.84	\$22.86	\$27.10	\$32.34	\$38.98	\$37,110	\$47,555	\$56,368	\$67,270	\$81,085
11-9061	Funeral service managers	70	6.91	\$28.68	\$59,654	8.26	\$21.30	\$24.16	\$26.97	\$30.85	\$40.81	\$44,302	\$50,263	\$56,100	\$64,173	\$84,891
11-9071	Gaming managers	#	#	\$35.20	\$73,206	11.20	\$21.09	\$24.55	\$28.45	\$37.67	\$54.68	\$43,860	\$51,069	\$59,167	\$78,351	\$113,740
11-9081	Lodging managers	190	17.02	\$26.12	\$54,323	5.45	\$16.73	\$19.18	\$22.54	\$33.51	\$39.46	\$34,807	\$39,891	\$46,881	\$69,710	\$82,067
11-9111	Medical and health services managers	1,700	6.99	\$51.95	\$108,051	2.15	\$32.78	\$39.55	\$49.26	\$60.23	\$72.96	\$68,191	\$82,261	\$102,451	\$125,276	\$151,759
11-9121	Natural sciences managers	520	3.82	\$59.14	\$123,017	2.41	\$42.60	\$48.11	\$55.66	\$66.51	\$75.38	\$88,613	\$100,064	\$115,776	\$138,333	\$156,780
11-9131	Postmasters and mail superintendents	60	0.00	\$34.41	\$71,564	1.37	\$18.09	\$27.31	\$32.36	\$45.21	\$48.90	\$37,619	\$56,815	\$67,309	\$94,047	\$101,720
11-9141	Property, real estate, and community association managers	690	12.83	\$41.46	\$86,235	6.40	\$21.27	\$26.02	\$33.76	\$53.26	\$72.51	\$44,232	\$54,117	\$70,229	\$110,774	\$150,821
11-9151	Social and community service managers	570	9.00	\$32.45	\$67,506	3.42	\$18.28	\$21.87	\$30.24	\$39.71	\$52.98	\$38,015	\$45,482	\$62,904	\$82,592	\$110,208
11-9161	Emergency management directors	70	16.37	\$38.34	\$79,743	4.77	\$25.64	\$32.15	\$38.02	\$44.01	\$52.59	\$53,335	\$66,879	\$79,076	\$91,539	\$109,378
11-9199	Managers, all other	3,900	4.20	\$53.63	\$111,553	1.51	\$32.30	\$42.55	\$52.76	\$63.72	\$74.75	\$67,191	\$88,496	\$109,734	\$132,530	\$155,484
13-0000	Business and financial operations	96,930	1.79	\$34.72	\$72,220	0.82	\$18.00	\$23.64	\$31.68	\$42.43	\$54.69	\$37,440	\$49,181	\$65,894	\$88,263	\$113,758
13-1011	Agents and business managers of artists, performers, and athletes	30	28.70	\$13.63	\$28,356	9.73	\$9.83	\$10.45	\$11.49	\$15.36	\$21.49	\$20,439	\$21,740	\$23,909	\$31,950	\$44,707
13-1021	Purchasing agents and buyers, farm products	30	14.23	\$38.56	\$80,208	11.26	\$16.32	\$19.74	\$33.82	\$55.36	\$71.79	\$33,939	\$41,062	\$70,354	\$115,140	\$149,332
13-1022	Wholesale and retail buyers, except farm products	880	14.66	\$24.29	\$50,527	4.23	\$12.93	\$15.16	\$22.05	\$29.73	\$36.84	\$26,885	\$31,529	\$45,862	\$61,848	\$76,623
13-1023	Purchasing agents, except wholesale, retail, and farm products	3,410	5.80	\$33.55	\$69,786	5.17	\$19.45	\$23.62	\$30.45	\$40.24	\$48.90	\$40,447	\$49,130	\$63,329	\$83,691	\$101,721
13-1031	Claims adjusters, examiners, and investigators	3,060	11.58	\$32.60	\$67,800	2.50	\$20.03	\$25.04	\$31.60	\$39.61	\$46.43	\$41,652	\$52,079	\$65,724	\$82,379	\$96,576
13-1032	Insurance appraisers, auto damage	#	#	\$28.27	\$58,811	4.70	\$17.28	\$22.29	\$27.25	\$33.86	\$41.44	\$35,936	\$46,373	\$56,685	\$70,431	\$86,199
13-1041	Compliance officers, except agriculture, construction, health and safety, and transportation	2,680	7.33	\$33.17	\$69,003	2.37	\$19.53	\$24.66	\$32.08	\$40.51	\$49.53	\$40,629	\$51,293	\$66,718	\$84,253	\$103,014

Data unavailable

Occupational Code	Occupational Title	Employment Estimate	Employment Percentage Relative Standard Error	Average Hourly Wage	Average Annual Wage	Wage Percentage Relative Standard Error	10th Percentile (Hourly)	25th Percentile (Hourly)	50th Percentile (Hourly)	75th Percentile (Hourly)	90th Percentile (Hourly)	10th Percentile (Annual)	25th Percentile (Annual)	50th Percentile (Annual)	75th Percentile (Annual)	90th Percentile (Annual)
13-1051	Cost estimators	2,770	6.98	\$30.67	\$63,794	1.99	\$17.85	\$22.57	\$28.86	\$36.66	\$45.64	\$37,123	\$46,947	\$60,033	\$76,246	\$94,922
13-1071	Employment, recruitment, and placement specialists	4,780	3.71	\$32.02	\$66,611	1.51	\$16.15	\$22.31	\$30.66	\$39.69	\$50.67	\$33,597	\$46,402	\$63,768	\$82,564	\$105,387
13-1075	Labor relations specialists	470	44.91	\$33.81	\$70,335	8.28	\$19.70	\$24.94	\$31.16	\$43.62	\$52.36	\$40,974	\$51,879	\$64,816	\$90,729	\$108,906
13-1081	Logisticians	1,540	8.47	\$36.16	\$75,214	2.60	\$20.01	\$26.51	\$33.96	\$44.05	\$56.96	\$41,631	\$55,146	\$70,637	\$91,630	\$118,467
13-1111	Management analysts	5,490	10.15	\$39.72	\$82,607	2.73	\$21.47	\$27.46	\$36.53	\$48.58	\$60.08	\$44,659	\$57,108	\$75,988	\$101,046	\$124,975
13-1121	Meeting, convention, and event planners	990	12.90	\$23.04	\$47,916	4.54	\$11.17	\$15.49	\$21.73	\$28.86	\$38.53	\$23,244	\$32,213	\$45,200	\$60,029	\$80,134
13-1131	Fundraisers	550	16.06	\$27.88	\$57,993	2.80	\$17.54	\$21.62	\$26.65	\$33.42	\$41.71	\$36,475	\$44,966	\$55,431	\$69,509	\$86,755
13-1141	Compensation, benefits, and job analysis specialists	870	6.01	\$33.43	\$69,536	1.68	\$21.27	\$25.48	\$31.52	\$40.59	\$48.23	\$44,239	\$53,002	\$65,556	\$84,430	\$100,317
13-1151	Training and development specialists	3,210	6.47	\$29.53	\$61,426	1.63	\$17.23	\$21.87	\$28.87	\$35.28	\$43.70	\$35,846	\$45,479	\$60,039	\$73,382	\$90,895
13-1161	Market research analysts	5,650	6.26	\$33.34	\$69,349	2.15	\$17.76	\$22.44	\$29.93	\$41.51	\$54.61	\$36,949	\$46,665	\$62,258	\$86,341	\$113,591
13-1199	Business operations specialists, all other	24,560	2.99	\$34.85	\$72,492	1.79	\$16.61	\$23.31	\$32.54	\$43.58	\$55.41	\$34,545	\$48,487	\$67,682	\$90,650	\$115,255
13-2011	Accountants and auditors	19,940	3.24	\$36.88	\$76,715	1.47	\$20.43	\$25.33	\$33.22	\$43.77	\$56.83	\$42,486	\$52,691	\$69,094	\$91,043	\$118,214
13-2021	Appraisers and assessors of real estate	740	19.82	\$30.71	\$63,873	6.95	\$16.30	\$19.73	\$27.13	\$38.04	\$47.30	\$33,899	\$41,046	\$56,436	\$79,116	\$98,379
13-2031	Budget analysts	740	5.32	\$37.39	\$77,771	1.31	\$25.17	\$30.04	\$36.68	\$44.72	\$52.43	\$52,356	\$62,492	\$76,296	\$93,026	\$109,058
13-2041	Credit analysts	780	11.25	\$29.36	\$61,076	4.18	\$17.28	\$21.54	\$27.19	\$34.66	\$44.79	\$35,947	\$44,795	\$56,548	\$72,102	\$93,166
13-2051	Financial analysts	2,700	8.58	\$38.54	\$80,157	2.64	\$22.47	\$27.37	\$35.82	\$47.92	\$56.91	\$46,743	\$56,926	\$74,507	\$99,682	\$118,369
13-2052	Personal financial advisors	2,540	10.57	\$41.17	\$85,639	11.95	\$15.71	\$17.78	\$25.60	\$47.52	#	\$32,672	\$36,980	\$53,255	\$98,835	#
13-2053	Insurance underwriters	1,030	13.64	\$33.22	\$69,097	2.55	\$19.93	\$24.66	\$32.29	\$41.38	\$48.75	\$41,445	\$51,285	\$67,158	\$86,071	\$101,403
13-2061	Financial examiners	400	6.91	\$41.59	\$86,502	5.93	\$24.53	\$28.11	\$38.56	\$50.95	\$68.83	\$51,023	\$58,476	\$80,205	\$105,969	\$143,162
13-2071	Loan counselors	180	21.72	\$24.01	\$49,942	7.57	\$14.91	\$17.42	\$21.84	\$30.73	\$36.88	\$31,016	\$36,224	\$45,430	\$63,928	\$76,703
13-2072	Loan officers	3,620	24.56	\$36.73	\$76,404	4.80	\$15.61	\$21.83	\$29.72	\$43.14	\$65.72	\$32,478	\$45,412	\$61,812	\$89,727	\$136,691
13-2082	Tax preparers	#	#	\$27.77	\$57,764	13.47	\$9.41	\$11.02	\$26.40	\$38.13	\$52.72	\$19,576	\$22,921	\$54,918	\$79,306	\$109,668
13-2099	Financial specialists, all other	1,840	8.54	\$31.70	\$65,936	4.14	\$14.51	\$23.71	\$30.65	\$39.65	\$49.09	\$30,173	\$49,314	\$63,751	\$82,482	\$102,097
15-0000	Computer and mathematical	56,040	3.39	\$40.50	\$84,243	1.60	\$21.60	\$29.39	\$38.45	\$50.33	\$61.94	\$44,938	\$61,123	\$79,983	\$104,691	\$128,841
15-1111	Computer and information scientists, research	100	26.42	\$51.30	\$106,707	6.76	\$28.24	\$34.07	\$48.41	\$62.71	\$71.68	\$58,736	\$70,862	\$100,694	\$130,444	\$149,085
15-1121	Computer systems analysts	7,310	7.98	\$45.89	\$95,441	7.32	\$26.17	\$31.61	\$39.19	\$51.77	\$79.48	\$54,426	\$65,752	\$81,525	\$107,679	\$165,317
15-1122	Information security analysts	840	19.42	\$38.79	\$80,674	2.65	\$26.44	\$31.23	\$36.18	\$45.49	\$54.40	\$54,997	\$64,963	\$75,251	\$94,620	\$113,145
15-1131	Computer programmers	2,720	11.70	\$42.87	\$89,161	6.64	\$22.09	\$29.74	\$40.40	\$52.50	\$77.43	\$45,951	\$61,863	\$84,040	\$109,208	\$161,045
15-1132	Computer software engineers, applications	12,470	5.71	\$44.39	\$92,334	1.90	\$27.22	\$34.35	\$44.05	\$54.20	\$64.49	\$56,622	\$71,448	\$91,618	\$112,744	\$134,147
15-1133	Computer software engineers, systems software	6,260	7.16	\$48.21	\$100,287	1.71	\$30.10	\$38.37	\$48.00	\$58.64	\$69.49	\$62,604	\$79,802	\$99,832	\$121,979	\$144,530
15-1134	Web developers	1,400	12.58	\$33.00	\$68,638	2.40	\$19.32	\$25.30	\$32.70	\$40.63	\$46.34	\$40,183	\$52,618	\$68,016	\$84,515	\$96,396
15-1141	Database administrators	1,430	4.71	\$40.61	\$84,465	2.02	\$22.07	\$30.19	\$40.01	\$51.08	\$58.52	\$45,901	\$62,797	\$83,221	\$106,236	\$121,725
15-1142	Network and computer systems administrators	5,600	4.90	\$38.05	\$79,134	1.24	\$22.97	\$29.44	\$37.02	\$45.73	\$55.30	\$47,769	\$61,241	\$76,993	\$95,119	\$115,022
15-1143	Computer network architects	2,200	12.15	\$47.21	\$98,189	1.94	\$25.91	\$36.95	\$47.88	\$56.65	\$68.82	\$53,897	\$76,846	\$99,593	\$117,829	\$143,143
15-1151	Computer support specialists	8,000	9.20	\$26.71	\$55,550	1.70	\$16.14	\$19.85	\$25.97	\$32.82	\$39.05	\$33,575	\$41,286	\$54,007	\$68,271	\$81,223
15-1152	Computer network support specialists	2,910	13.30	\$32.65	\$67,918	2.14	\$19.43	\$23.58	\$31.72	\$39.27	\$49.54	\$40,424	\$49,052	\$65,978	\$81,690	\$103,033
15-1199	Computer, all other	3,470	6.99	\$39.79	\$82,774	2.81	\$22.26	\$31.30	\$40.28	\$49.26	\$56.04	\$46,293	\$65,105	\$83,781	\$102,456	\$116,571
15-2011	Actuaries	410	42.96	\$53.22	\$110,692	3.07	\$31.37	\$39.82	\$52.59	\$64.00	\$73.09	\$65,244	\$82,820	\$109,386	\$133,118	\$152,024
15-2021	Mathematicians	#	#	\$42.53	\$88,469	4.71	\$30.79	\$32.48	\$35.29	\$53.01	\$67.35	\$64,038	\$67,552	\$73,409	\$110,261	\$140,091
15-2031	Operations research analysts	730	23.59	\$38.98	\$81,076	1.93	\$22.97	\$28.90	\$36.17	\$47.17	\$61.90	\$47,779	\$60,102	\$75,241	\$98,119	\$128,760
15-2041	Statisticians	230	10.22	\$35.84	\$74,548	2.88	\$23.35	\$28.33	\$35.19	\$43.79	\$50.43	\$48,561	\$58,932	\$73,194	\$91,078	\$104,900
15-2099	Mathematical scientists, all other	20	6.70	\$36.11	\$75,099	3.80	\$20.31	\$30.55	\$39.38	\$42.59	\$45.26	\$42,241	\$63,550	\$81,912	\$88,587	\$94,144
17-0000	Architecture and engineering	29,370	3.47	\$40.96	\$85,189	1.67	\$22.42	\$29.17	\$37.96	\$50.22	\$63.19	\$46,634	\$60,683	\$78,963	\$104,465	\$131,439
17-1011	Architects, except landscape and naval	1,470	10.61	\$39.80	\$82,783	7.91	\$21.23	\$25.29	\$33.94	\$46.74	\$58.14	\$44,153	\$52,597	\$70,594	\$97,217	\$120,936
17-1012	Landscape architects	340	30.66	\$34.38	\$71,504	3.21	\$21.26	\$26.82	\$33.76	\$42.08	\$50.66	\$44,212	\$55,795	\$70,222	\$87,525	\$105,378
17-1021	Cartographers and photogrammetrists	470	20.48	\$34.82	\$72,422	3.52	\$20.86	\$26.37	\$35.06	\$42.92	\$49.26	\$43,381	\$54,852	\$72,926	\$89,270	\$102,458
17-1022	Surveyors	430	25.74	\$29.13	\$60,598	3.35	\$18.51	\$23.40	\$28.11	\$34.07	\$40.87	\$38,500	\$48,671	\$58,478	\$70,857	\$85,015
17-2011	Aerospace engineers	2,010	18.96	\$53.80	\$111,914	13.51	\$30.70	\$38.62	\$50.48	\$60.97	\$77.44	\$63,865	\$80,332	\$104,995	\$126,819	\$161,070

Data unavailable

Occupational Code	Occupational Title	Employment Estimate	Employment Percentage Relative Standard Error	Average Hourly Wage	Average Annual Wage	Wage Percentage Relative Standard Error	10th Percentile (Hourly)	25th Percentile (Hourly)	50th Percentile (Hourly)	75th Percentile (Hourly)	90th Percentile (Hourly)	10th Percentile (Annual)	25th Percentile (Annual)	50th Percentile (Annual)	75th Percentile (Annual)	90th Percentile (Annual)
17-2031	Biomedical engineers	20	41.94	\$34.87	\$72,533	5.75	\$21.40	\$25.20	\$37.62	\$43.52	\$46.44	\$44,503	\$52,423	\$78,245	\$90,514	\$96,606
17-2041	Chemical engineers	250	12.97	\$43.84	\$91,188	2.03	\$28.42	\$34.65	\$42.11	\$53.25	\$64.85	\$59,108	\$72,075	\$87,581	\$110,758	\$134,898
17-2051	Civil engineers	4,020	9.99	\$40.96	\$85,194	1.46	\$26.67	\$32.15	\$40.34	\$49.25	\$56.35	\$55,469	\$66,872	\$83,911	\$102,443	\$117,200
17-2061	Computer hardware engineers	1,120	38.52	\$48.31	\$100,477	2.34	\$27.83	\$37.21	\$46.57	\$57.84	\$71.30	\$57,894	\$77,394	\$96,865	\$120,302	\$148,312
17-2071	Electrical engineers	2,500	15.39	\$42.72	\$88,858	3.28	\$24.48	\$31.68	\$40.52	\$52.86	\$65.13	\$50,922	\$65,896	\$84,285	\$109,950	\$135,478
17-2072	Electronics engineers, except computer	2,910	10.03	\$42.14	\$87,660	2.85	\$25.78	\$31.66	\$40.30	\$52.48	\$64.72	\$53,629	\$65,859	\$83,816	\$109,163	\$134,625
17-2081	Environmental engineers	1,040	17.97	\$42.67	\$88,746	3.19	\$25.94	\$31.29	\$40.34	\$51.74	\$58.18	\$53,960	\$65,092	\$83,897	\$107,629	\$121,017
17-2111	Health and safety engineers, except mining safety engineers and inspectors	360	37.57	\$37.17	\$77,309	2.73	\$25.06	\$29.64	\$34.33	\$42.19	\$58.58	\$52,133	\$61,654	\$71,416	\$87,762	\$121,857
17-2112	Industrial engineers	1,410	4.76	\$43.26	\$89,971	1.58	\$28.27	\$34.41	\$42.04	\$51.46	\$62.45	\$58,798	\$71,571	\$87,436	\$107,047	\$129,897
17-2131	Materials engineers	210	25.46	\$40.92	\$85,110	3.38	\$29.88	\$32.41	\$36.48	\$45.46	\$62.43	\$62,416	\$67,416	\$85,887	\$94,547	\$129,864
17-2141	Mechanical engineers	2,880	10.44	\$40.91	\$85,099	2.33	\$23.36	\$30.19	\$39.18	\$49.70	\$63.14	\$48,597	\$62,805	\$81,489	\$103,386	\$131,329
17-2151	Mining and geological engineers, including mining safety engineers	320	30.80	\$52.01	\$108,173	6.66	\$30.94	\$34.82	\$45.89	\$60.04	\$79.68	\$64,362	\$72,427	\$95,452	\$124,889	\$165,726
17-2171	Petroleum engineers	1,090	15.83	\$67.45	\$140,289	6.58	\$38.86	\$49.18	\$64.19	\$80.01	#	\$80,836	\$102,300	\$133,525	\$166,417	#
17-2199	Engineers, all other	840	12.36	\$45.79	\$95,247	1.99	\$26.75	\$35.66	\$46.44	\$55.55	\$65.27	\$55,649	\$74,166	\$96,602	\$115,551	\$135,764
17-3011	Architectural and civil drafters	680	12.16	\$27.13	\$56,433	4.78	\$15.63	\$19.73	\$24.89	\$33.94	\$43.09	\$32,516	\$41,046	\$51,772	\$70,590	\$89,634
17-3012	Electrical and electronics drafters	510	21.73	\$28.78	\$59,854	3.51	\$19.24	\$22.82	\$28.09	\$34.91	\$41.25	\$40,026	\$47,474	\$58,426	\$72,621	\$85,795
17-3013	Mechanical drafters	600	18.49	\$28.60	\$59,481	3.11	\$17.88	\$21.19	\$27.30	\$34.63	\$42.94	\$37,187	\$44,071	\$56,788	\$72,029	\$89,311
17-3019	Drafters, all other	190	26.15	\$22.05	\$45,874	3.52	\$15.91	\$17.51	\$20.69	\$25.29	\$29.69	\$33,100	\$36,416	\$43,027	\$52,605	\$61,748
17-3021	Aerospace engineering and operations technicians	#	#	\$29.49	\$61,342	4.86	\$19.61	\$23.95	\$30.66	\$34.72	\$37.14	\$40,795	\$49,816	\$63,773	\$72,213	\$77,245
17-3022	Civil engineering technicians	400	14.87	\$27.82	\$57,870	2.38	\$19.49	\$23.47	\$27.26	\$32.28	\$36.08	\$40,543	\$48,823	\$56,694	\$67,144	\$75,049
17-3023	Electrical and electronic engineering technicians	1,000	23.21	\$29.41	\$61,164	2.98	\$16.70	\$24.47	\$29.90	\$34.48	\$40.80	\$34,744	\$50,900	\$62,182	\$71,718	\$84,868
17-3024	Electro-mechanical technicians	160	47.10	\$32.01	\$66,588	2.64	\$24.47	\$27.08	\$32.12	\$37.00	\$42.24	\$50,893	\$56,327	\$66,811	\$76,950	\$87,863
17-3025	Environmental engineering technicians	110	40.55	\$24.48	\$50,913	3.15	\$18.51	\$20.30	\$23.45	\$27.81	\$33.65	\$38,503	\$42,228	\$48,772	\$57,848	\$69,983
17-3026	Industrial engineering technicians	230	15.42	\$24.33	\$50,599	3.95	\$14.11	\$17.58	\$21.93	\$30.08	\$39.41	\$29,344	\$36,559	\$45,621	\$62,568	\$81,969
17-3027	Mechanical engineering technicians	220	30.43	\$26.45	\$55,017	7.44	\$14.97	\$20.03	\$27.37	\$32.80	\$36.17	\$31,135	\$41,671	\$56,927	\$68,224	\$75,241
17-3029	Engineering technicians, except drafters, all other	930	28.81	\$32.60	\$67,807	8.84	\$16.11	\$22.90	\$31.87	\$38.39	\$44.93	\$33,504	\$47,631	\$66,280	\$79,849	\$93,462
17-3031	Surveying and mapping technicians	650	14.94	\$27.95	\$58,134	2.53	\$18.98	\$22.00	\$26.63	\$33.35	\$40.09	\$39,483	\$45,765	\$55,383	\$69,368	\$83,387
19-0000	Life, physical, and social science	13,410	3.56	\$34.51	\$71,773	3.87	\$16.26	\$21.39	\$30.61	\$44.06	\$57.31	\$33,820	\$44,499	\$63,678	\$91,653	\$119,193
19-1012	Food scientists and technologists	60	29.49	\$35.56	\$73,965	8.24	\$21.51	\$25.99	\$33.26	\$45.47	\$54.66	\$44,750	\$54,059	\$69,178	\$94,584	\$113,693
19-1013	Soil and plant scientists	50	7.77	\$27.62	\$57,446	10.49	\$15.56	\$17.63	\$22.37	\$38.40	\$46.16	\$32,372	\$36,680	\$46,525	\$79,877	\$96,011
19-1021	Biochemists and biophysicists	170	20.38	\$42.25	\$87,889	6.17	\$22.86	\$26.40	\$38.49	\$54.16	\$71.85	\$47,556	\$54,903	\$80,060	\$112,648	\$149,443
19-1022	Microbiologists	180	14.96	\$38.17	\$79,389	3.28	\$23.39	\$28.57	\$37.31	\$45.81	\$54.88	\$48,646	\$59,417	\$77,601	\$95,288	\$114,157
19-1023	Zoologists and wildlife biologists	90	8.79	\$33.83	\$70,374	2.48	\$23.83	\$26.79	\$31.82	\$40.84	\$51.29	\$49,571	\$55,727	\$66,188	\$84,939	\$106,676
19-1029	Biological scientists, all other	290	21.26	\$38.85	\$80,809	2.83	\$26.93	\$32.51	\$37.46	\$43.78	\$54.88	\$56,014	\$67,617	\$77,911	\$91,070	\$114,158
19-1031	Conservation scientists	300	36.27	\$28.34	\$58,955	6.95	\$16.14	\$18.73	\$22.76	\$35.65	\$47.84	\$33,572	\$38,960	\$47,339	\$74,150	\$99,512
19-1032	Foresters	40	17.41	\$27.16	\$56,499	2.93	\$18.72	\$22.37	\$26.65	\$32.33	\$37.51	\$38,940	\$46,529	\$55,439	\$67,248	\$78,023
19-1041	Epidemiologists	#	#	\$53.24	\$110,741	15.52	\$22.83	\$45.79	\$61.67	\$66.58	\$69.53	\$47,496	\$95,242	\$128,264	\$138,492	\$144,629
19-1042	Medical scientists, except epidemiologists	750	4.08	\$28.80	\$59,913	4.29	\$17.99	\$20.51	\$25.21	\$33.71	\$44.78	\$37,420	\$42,654	\$52,441	\$70,117	\$93,137
19-2012	Physicists	170	7.06	\$50.80	\$105,667	2.19	\$27.72	\$37.81	\$51.38	\$63.42	\$73.16	\$57,649	\$78,647	\$106,870	\$131,923	\$152,182
19-2021	Atmospheric and space scientists	30	11.28	\$45.68	\$95,023	3.77	\$32.82	\$36.86	\$43.76	\$54.88	\$65.58	\$68,275	\$76,675	\$91,030	\$114,160	\$136,412
19-2031	Chemists	920	6.77	\$34.43	\$71,622	4.34	\$17.09	\$24.47	\$33.12	\$44.03	\$54.88	\$35,556	\$50,895	\$68,879	\$91,587	\$114,140
19-2032	Materials scientists	150	41.89	\$39.92	\$83,026	2.81	\$26.12	\$29.81	\$39.81	\$50.33	\$55.69	\$54,322	\$62,007	\$82,798	\$104,679	\$115,830
19-2041	Environmental scientists and specialists, including health	1,630	16.95	\$40.22	\$83,650	3.69	\$23.85	\$28.60	\$36.36	\$50.24	\$60.04	\$49,609	\$59,496	\$75,631	\$104,498	\$124,878
19-2042	Geoscientists, except hydrologists and geographers	1,620	10.19	\$53.21	\$110,668	6.29	\$26.01	\$37.09	\$49.25	\$66.49	\$83.63	\$54,093	\$77,157	\$102,446	\$138,303	\$173,960
19-2043	Hydrologists	180	17.17	\$43.71	\$90,911	2.64	\$31.21	\$38.51	\$44.98	\$51.43	\$54.89	\$64,914	\$80,091	\$93,549	\$106,973	\$114,163
19-2099	Physical scientists, all other	370	7.20	\$44.21	\$91,953	1.81	\$24.48	\$33.57	\$46.44	\$54.88	\$60.82	\$50,921	\$69,823	\$96,596	\$114,152	\$126,503

Data unavailable

Occupational Code	Occupational Title	Employment Estimate	Employment Percentage Relative Standard Error	Average Hourly Wage	Average Annual Wage	Wage Percentage Relative Standard Error	10th Percentile (Hourly)	25th Percentile (Hourly)	50th Percentile (Hourly)	75th Percentile (Hourly)	90th Percentile (Hourly)	10th Percentile (Annual)	25th Percentile (Annual)	50th Percentile (Annual)	75th Percentile (Annual)	90th Percentile (Annual)
19-3011	Economists	140	32.18	\$43.34	\$90,138	3.38	\$24.83	\$29.63	\$43.79	\$53.00	\$61.05	\$51,646	\$61,628	\$91,075	\$110,243	\$126,977
19-3022	Survey researchers	90	43.10	\$24.35	\$50,642	2.33	\$11.02	\$19.14	\$22.89	\$28.65	\$39.54	\$22,931	\$39,803	\$47,607	\$59,594	\$82,241
19-3031	Clinical, counseling, and school psychologists	1,330	7.40	\$33.39	\$69,448	4.76	\$16.69	\$20.74	\$31.15	\$46.16	\$54.74	\$34,718	\$43,131	\$64,794	\$96,009	\$113,864
19-3051	Urban and regional planners	320	4.64	\$34.58	\$71,933	0.99	\$24.17	\$27.88	\$33.60	\$41.07	\$47.75	\$50,277	\$57,994	\$69,893	\$85,432	\$99,318
19-3091	Anthropologists and archeologists	60	23.66	\$32.64	\$67,899	6.66	\$20.34	\$23.93	\$29.35	\$42.21	\$53.47	\$42,299	\$49,780	\$61,050	\$87,805	\$111,224
19-3092	Geographers	50	21.33	\$33.41	\$69,500	4.65	\$20.02	\$24.74	\$31.59	\$43.78	\$49.25	\$41,634	\$51,459	\$65,711	\$91,069	\$102,442
19-3093	Historians	20	6.80	\$42.01	\$87,387	2.09	\$30.60	\$31.59	\$39.07	\$45.04	\$54.89	\$63,652	\$65,717	\$81,273	\$93,680	\$114,163
19-3099	Social scientists and related workers, all other	250	9.72	\$37.36	\$77,719	4.45	\$20.11	\$29.62	\$39.05	\$43.79	\$50.67	\$41,839	\$61,617	\$81,231	\$91,077	\$105,391
19-4011	Agricultural and food science technicians	20	45.85	\$25.49	\$53,023	18.78	\$12.26	\$17.29	\$24.60	\$34.12	\$42.18	\$25,499	\$35,957	\$51,168	\$70,959	\$87,728
19-4021	Biological technicians	1,860	2.93	\$22.10	\$45,959	1.90	\$14.73	\$16.70	\$20.77	\$26.64	\$32.75	\$30,647	\$34,735	\$43,200	\$55,415	\$68,117
19-4031	Chemical technicians	570	12.52	\$20.25	\$42,117	3.15	\$13.13	\$15.53	\$18.26	\$25.01	\$29.66	\$27,313	\$32,293	\$37,985	\$52,016	\$61,689
19-4041	Geological and petroleum technicians	310	21.82	\$32.99	\$68,612	5.03	\$17.92	\$24.15	\$32.65	\$39.22	\$46.01	\$37,275	\$50,227	\$67,920	\$81,585	\$95,692
19-4061	Social science research assistants	70	44.96	\$21.59	\$44,914	9.20	\$14.22	\$16.89	\$21.02	\$26.09	\$30.85	\$29,573	\$35,125	\$43,722	\$54,276	\$64,158
19-4091	Environmental science and protection technicians, including health	430	21.21	\$25.92	\$53,908	3.62	\$16.01	\$18.52	\$23.18	\$30.43	\$41.11	\$33,304	\$38,526	\$48,216	\$63,301	\$85,514
19-4092	Forensic science technicians	170	1.16	#	#	#	#	#	#	#	#	#	#	#	#	#
19-4099	Life, physical, and social science technicians, all other	610	6.51	\$21.54	\$44,813	2.88	\$13.06	\$15.46	\$20.01	\$26.70	\$33.57	\$27,172	\$32,161	\$41,627	\$55,532	\$69,819
21-0000	Community and social services	14,040	3.04	\$22.29	\$46,364	2.38	\$12.21	\$15.21	\$20.65	\$27.17	\$35.14	\$25,389	\$31,634	\$42,942	\$56,518	\$73,081
21-1011	Substance abuse and behavioral disorder counselors	740	24.46	\$19.13	\$39,787	5.37	\$10.75	\$13.08	\$18.99	\$24.59	\$28.50	\$22,354	\$27,214	\$39,501	\$51,147	\$59,276
21-1012	Educational, vocational, and school counselors	2,070	8.75	\$23.05	\$47,952	3.13	\$14.91	\$17.78	\$21.95	\$28.00	\$34.29	\$31,023	\$36,986	\$45,658	\$58,249	\$71,322
21-1013	Marriage and family therapists	240	41.99	\$15.87	\$33,009	9.70	\$9.22	\$11.96	\$14.75	\$17.78	\$25.01	\$19,174	\$24,875	\$30,682	\$36,987	\$52,018
21-1014	Mental health counselors	1,530	10.87	\$20.71	\$43,067	6.74	\$12.21	\$14.09	\$18.96	\$25.56	\$33.60	\$25,407	\$29,309	\$39,443	\$53,168	\$69,879
21-1015	Rehabilitation counselors	960	21.44	\$19.62	\$40,811	12.56	\$11.21	\$12.84	\$14.97	\$21.36	\$27.99	\$23,313	\$26,709	\$31,139	\$44,437	\$58,225
21-1019	Counselors, all other	#	#	\$39.86	\$82,911	3.36	\$33.70	\$37.20	\$40.35	\$43.51	\$46.94	\$70,102	\$77,374	\$83,926	\$90,493	\$97,632
21-1021	Child, family, and school social workers	1,820	5.95	\$25.94	\$53,956	3.55	\$14.30	\$18.36	\$22.74	\$32.39	\$43.19	\$29,752	\$38,190	\$47,289	\$67,363	\$89,838
21-1022	Medical and public health social workers	960	7.40	\$25.02	\$52,035	2.57	\$15.61	\$19.13	\$24.61	\$28.90	\$34.94	\$32,473	\$39,795	\$51,188	\$60,116	\$72,679
21-1023	Mental health and substance abuse social workers	890	9.91	\$19.66	\$40,887	2.33	\$12.26	\$14.12	\$18.69	\$23.89	\$29.43	\$25,494	\$29,375	\$38,877	\$49,692	\$61,205
21-1029	Social workers, all other	420	9.54	\$23.83	\$49,562	3.84	\$13.57	\$17.71	\$22.05	\$30.61	\$35.55	\$28,231	\$36,833	\$45,870	\$63,665	\$73,942
21-1091	Health educators	370	20.96	\$27.28	\$56,733	3.14	\$13.83	\$22.35	\$26.50	\$32.56	\$42.50	\$28,762	\$46,495	\$55,111	\$67,733	\$88,392
21-1092	Probation officers and correctional treatment specialists	990	3.82	\$25.91	\$53,888	3.85	\$15.32	\$20.38	\$24.92	\$31.98	\$39.30	\$31,872	\$42,394	\$51,826	\$66,516	\$81,738
21-1093	Social and human service assistants	1,320	9.57	\$15.91	\$33,083	4.53	\$8.76	\$11.77	\$15.02	\$19.86	\$24.14	\$18,219	\$24,480	\$31,242	\$41,308	\$50,205
21-1094	Community health workers	180	33.86	\$15.17	\$31,562	11.61	\$10.42	\$11.66	\$15.45	\$17.66	\$20.29	\$21,665	\$24,246	\$32,146	\$36,727	\$42,205
21-1099	Community and social service specialists, all other	1,080	18.25	\$22.42	\$46,631	3.17	\$14.26	\$16.95	\$20.69	\$25.91	\$33.66	\$29,667	\$35,247	\$43,039	\$53,903	\$70,020
21-2011	Clergy	320	23.06	\$28.85	\$60,005	22.50	\$9.03	\$14.00	\$22.81	\$35.27	\$65.33	\$18,781	\$29,128	\$47,442	\$73,360	\$135,880
21-2021	Directors, religious activities and education	80	21.92	\$27.50	\$57,204	18.69	\$10.73	\$13.07	\$22.14	\$41.94	\$53.43	\$22,316	\$27,186	\$46,056	\$87,228	\$111,126
21-2099	Religious workers, all other	#	#	\$19.08	\$39,693	8.43	\$10.77	\$15.13	\$19.45	\$22.60	\$26.98	\$22,410	\$31,470	\$40,461	\$47,018	\$56,118
23-0000	Legal	14,810	5.68	\$50.90	\$105,869	5.88	\$18.92	\$25.59	\$38.66	\$67.08	#	\$39,361	\$53,228	\$80,420	\$139,521	#
23-1011	Lawyers	8,460	4.30	\$68.27	\$142,001	6.19	\$29.21	\$40.26	\$61.40	\$86.77	#	\$60,758	\$83,738	\$127,717	\$180,482	#
23-1012	Judicial law clerks	140	4.62	\$22.42	\$46,634	4.50	\$18.77	\$20.21	\$22.60	\$25.83	\$27.88	\$39,049	\$42,037	\$47,017	\$53,729	\$57,995
23-1021	Administrative law judges, adjudicators, and hearing officers	170	0.71	\$51.92	\$107,996	7.20	\$28.54	\$39.82	\$51.06	\$64.95	\$79.47	\$59,372	\$82,831	\$106,199	\$135,090	\$165,306
23-1022	Arbitrators, mediators, and conciliators	#	#	\$37.83	\$78,677	6.84	\$27.81	\$36.66	\$39.65	\$42.46	\$44.25	\$57,836	\$76,258	\$82,482	\$88,311	\$92,046
23-1023	Judges, magistrate judges, and magistrates	250	2.68	\$60.19	\$125,194	3.17	\$49.17	\$58.07	\$63.38	\$68.68	\$71.86	\$102,276	\$120,788	\$131,827	\$142,858	\$149,467
23-2011	Paralegals and legal assistants	4,110	12.86	\$25.18	\$52,380	3.85	\$15.91	\$18.73	\$23.11	\$30.87	\$37.41	\$33,102	\$38,948	\$48,067	\$64,203	\$77,807
23-2091	Court reporters	150	29.48	\$36.54	\$76,003	8.65	\$23.31	\$26.95	\$34.52	\$42.03	\$48.69	\$48,494	\$56,050	\$71,799	\$87,420	\$101,273
23-2093	Title examiners, abstractors, and searchers	920	32.90	\$27.72	\$57,652	5.04	\$17.14	\$20.85	\$27.07	\$33.17	\$36.79	\$35,642	\$43,378	\$56,308	\$69,003	\$76,526

Data unavailable

Occupational Code	Occupational Title	Employment Estimate	Employment Percentage Relative Standard Error	Average Hourly Wage	Average Annual Wage	Wage Percentage Relative Standard Error	10th Percentile (Hourly)	25th Percentile (Hourly)	50th Percentile (Hourly)	75th Percentile (Hourly)	90th Percentile (Hourly)	10th Percentile (Annual)	25th Percentile (Annual)	50th Percentile (Annual)	75th Percentile (Annual)	90th Percentile (Annual)
23-2099	Legal support workers, all other	580	14.07	\$24.18	\$50,299	4.93	\$13.91	\$17.98	\$22.68	\$28.26	\$35.98	\$28,931	\$37,408	\$47,182	\$58,779	\$74,843
25-0000	Education, training, and library	65,580	1.31	\$26.19	\$54,476	4.97	\$11.98	\$16.07	\$22.52	\$31.74	\$41.76	\$24,926	\$33,434	\$46,846	\$66,015	\$86,866
25-1011	Business teachers, postsecondary	690	12.50	#	\$91,331	12.94	#	#	#	#	#	\$31,883	\$45,262	\$75,576	\$124,550	\$175,844
25-1021	Computer science teachers, postsecondary	260	10.72	#	\$65,225	5.33	#	#	#	#	#	\$31,950	\$37,648	\$57,951	\$81,508	\$106,681
25-1022	Mathematical science teachers, postsecondary	500	7.00	#	\$53,116	6.14	#	#	#	#	#	\$30,504	\$34,858	\$45,856	\$63,836	\$90,409
25-1031	Architecture teachers, postsecondary	180	23.73	#	\$89,091	5.37	#	#	#	#	#	\$45,696	\$57,492	\$75,832	\$129,110	\$144,110
25-1032	Engineering teachers, postsecondary	#	#	#	\$87,417	4.74	#	#	#	#	#	\$38,341	\$57,888	\$83,513	\$109,789	\$141,954
25-1042	Biological science teachers, postsecondary	280	10.71	#	\$62,177	9.96	#	#	#	#	#	\$32,862	\$36,777	\$54,025	\$81,533	\$106,789
25-1051	Atmospheric, earth, marine, and space sciences teachers, postsecondary	120	10.95	#	\$54,657	7.48	#	#	#	#	#	\$29,729	\$35,270	\$53,036	\$71,058	\$83,854
25-1052	Chemistry teachers, postsecondary	200	9.91	#	\$74,959	9.05	#	#	#	#	#	\$34,030	\$45,605	\$70,176	\$94,937	\$132,267
25-1053	Environmental science teachers, postsecondary	90	11.17	#	\$62,700	17.14	#	#	#	#	#	\$31,520	\$35,317	\$53,050	\$82,883	\$116,183
25-1054	Physics teachers, postsecondary	160	11.24	#	\$79,441	8.63	#	#	#	#	#	\$32,369	\$41,013	\$69,621	\$104,760	\$142,166
25-1061	Anthropology and archeology teachers, postsecondary	80	11.28	#	\$61,966	12.08	#	#	#	#	#	\$29,456	\$35,040	\$57,960	\$76,171	\$101,753
25-1062	Area, ethnic, and cultural studies teachers, postsecondary	70	12.12	#	\$49,826	12.02	#	#	#	#	#	\$26,123	\$29,025	\$42,065	\$63,227	\$77,690
25-1063	Economics teachers, postsecondary	190	22.37	#	\$79,136	5.41	#	#	#	#	#	\$37,858	\$45,342	\$72,755	\$93,859	\$138,742
25-1064	Geography teachers, postsecondary	90	12.16	#	\$59,275	4.98	#	#	#	#	#	\$32,106	\$39,361	\$59,404	\$74,493	\$89,961
25-1065	Political science teachers, postsecondary	170	15.03	#	\$91,582	18.16	#	#	#	#	#	\$32,000	\$48,548	\$72,386	\$118,118	\$180,580
25-1066	Psychology teachers, postsecondary	290	11.63	#	\$58,315	7.55	#	#	#	#	#	\$32,691	\$36,402	\$51,735	\$74,047	\$94,439
25-1067	Sociology teachers, postsecondary	120	11.21	#	\$62,067	8.50	#	#	#	#	#	\$30,097	\$38,066	\$56,657	\$74,446	\$109,066
25-1069	Social sciences teachers, postsecondary, all other	#	#	#	\$89,531	6.65	#	#	#	#	#	\$45,019	\$56,979	\$79,821	\$123,938	\$145,609
25-1071	Health specialties teachers, postsecondary	3,100	4.29	#	\$138,797	10.25	#	#	#	#	#	\$49,625	\$81,023	\$123,107	\$181,512	#
25-1072	Nursing instructors and teachers, postsecondary	440	15.58	#	\$69,389	8.81	#	#	#	#	#	\$35,497	\$47,443	\$65,260	\$86,843	\$119,345
25-1081	Education teachers, postsecondary	420	5.66	#	\$82,040	13.78	#	#	#	#	#	\$32,877	\$42,477	\$71,838	\$119,959	\$144,538
25-1111	Criminal justice and law enforcement teachers, postsecondary	120	15.95	#	\$47,507	6.64	#	#	#	#	#	\$29,848	\$33,095	\$37,605	\$59,885	\$82,326
25-1112	Law teachers, postsecondary	210	30.02	#	\$134,245	12.60	#	#	#	#	#	\$46,644	\$75,169	\$127,749	\$181,533	#
25-1113	Social work teachers, postsecondary	130	15.37	#	\$70,447	18.79	#	#	#	#	#	\$28,376	\$34,574	\$54,880	\$104,141	\$134,417
25-1121	Art, drama, and music teachers, postsecondary	690	7.35	#	\$54,899	8.74	#	#	#	#	#	\$29,240	\$34,419	\$49,812	\$69,491	\$92,857
25-1122	Communications teachers, postsecondary	340	10.45	#	\$62,170	13.52	#	#	#	#	#	\$26,996	\$32,403	\$57,574	\$86,460	\$99,306
25-1123	English language and literature teachers, postsecondary	580	8.51	#	\$54,264	10.19	#	#	#	#	#	\$29,024	\$34,001	\$42,157	\$63,710	\$93,605
25-1124	Foreign language and literature teachers, postsecondary	280	12.85	#	\$57,098	8.15	#	#	#	#	#	\$31,830	\$35,892	\$49,079	\$69,923	\$101,976
25-1125	History teachers, postsecondary	200	12.17	#	\$59,831	7.81	#	#	#	#	#	\$30,600	\$36,537	\$54,705	\$79,808	\$95,125
25-1126	Philosophy and religion teachers, postsecondary	200	10.97	#	\$56,727	8.88	#	#	#	#	#	\$30,199	\$35,386	\$52,367	\$71,889	\$94,086
25-1191	Graduate teaching assistants	380	1.22	#	\$30,803	3.05	#	#	#	#	#	\$20,713	\$22,664	\$28,083	\$37,908	\$46,011
25-1193	Recreation and fitness studies teachers, postsecondary	80	15.51	#	\$43,974	7.23	#	#	#	#	#	\$26,065	\$28,804	\$35,917	\$54,483	\$80,415
25-1194	Vocational education teachers, postsecondary	1,250	15.21	\$30.17	\$62,764	11.35	\$13.60	\$16.71	\$20.91	\$30.24	\$45.79	\$28,280	\$34,756	\$43,484	\$62,891	\$95,237
25-1199	Postsecondary teachers, all other	380	14.60	#	\$65,801	12.60	#	#	#	#	#	\$33,301	\$42,158	\$57,991	\$81,707	\$94,734
25-2011	Preschool teachers, except special education	2,940	10.65	\$15.40	\$32,034	4.27	\$9.93	\$11.79	\$13.56	\$17.11	\$23.81	\$20,656	\$24,517	\$28,201	\$35,597	\$49,516
25-2012	Kindergarten teachers, except special education	2,020	17.07	#	\$46,595	5.65	#	#	#	#	#	\$26,257	\$33,596	\$44,531	\$58,546	\$71,396
25-2021	Elementary school teachers, except special education	10,820	3.10	#	\$53,065	2.41	#	#	#	#	#	\$34,385	\$41,039	\$50,857	\$64,939	\$74,870
25-2022	Middle school teachers, except special and vocational education	6,220	3.21	#	\$53,475	2.04	#	#	#	#	#	\$36,678	\$42,353	\$50,725	\$64,360	\$74,232

Data unavailable

Occupational Code	Occupational Title	Employment Estimate	Employment Percentage Relative Standard Error	Average Hourly Wage	Average Annual Wage	Wage Percentage Relative Standard Error	10th Percentile (Hourly)	25th Percentile (Hourly)	50th Percentile (Hourly)	75th Percentile (Hourly)	90th Percentile (Hourly)	10th Percentile (Annual)	25th Percentile (Annual)	50th Percentile (Annual)	75th Percentile (Annual)	90th Percentile (Annual)
25-2023	Vocational education teachers, middle school	60	1.76	#	\$54,140	2.64	#	#	#	#	#	\$38,896	\$45,137	\$53,577	\$62,683	\$72,087
25-2031	Secondary school teachers, except special and vocational education	7,560	1.27	#	\$56,562	1.88	#	#	#	#	#	\$37,684	\$44,741	\$56,071	\$68,248	\$76,071
25-2032	Vocational education teachers, secondary school	270	7.33	#	\$61,520	2.14	#	#	#	#	#	\$42,442	\$50,654	\$60,683	\$72,554	\$84,876
25-2051	Special education teachers, preschool	410	14.49	#	\$53,989	1.79	#	#	#	#	#	\$36,860	\$42,350	\$50,516	\$64,778	\$76,347
25-2052	Special education teachers, kindergarten, and elementary school	2,740	0.54	#	\$53,253	2.36	#	#	#	#	#	\$35,714	\$42,014	\$51,737	\$64,294	\$73,176
25-2053	Special education teachers, middle school	860	3.10	#	\$55,718	2.13	#	#	#	#	#	\$37,824	\$44,024	\$54,674	\$67,325	\$75,583
25-2054	Special education teachers, secondary school	1,140	1.03	#	\$58,539	1.89	#	#	#	#	#	\$39,199	\$45,544	\$57,763	\$70,460	\$81,720
25-2059	Special education teachers, all other	230	35.77	#	\$38,905	12.79	#	#	#	#	#	\$26,595	\$29,338	\$35,009	\$49,837	\$58,392
25-3011	Adult literacy, remedial education, and ged teachers and instructors	340	25.49	\$24.91	\$51,820	6.34	\$15.69	\$17.60	\$21.96	\$31.64	\$40.46	\$32,635	\$36,602	\$45,685	\$65,809	\$84,149
25-3021	Self-enrichment education teachers	2,100	12.85	\$20.66	\$42,976	9.92	\$9.68	\$12.66	\$17.11	\$26.69	\$39.94	\$20,132	\$26,334	\$35,582	\$55,522	\$83,077
25-3098	Substitute teachers	230	32.03	\$11.45	\$23,807	7.38	\$8.39	\$9.52	\$10.89	\$12.89	\$15.50	\$17,459	\$19,803	\$22,652	\$26,821	\$32,245
25-3099	Teachers and instructors, all other	1,370	16.99	#	\$39,491	7.59	#	#	#	#	#	\$18,107	\$22,994	\$31,192	\$52,634	\$73,928
25-4011	Archivists	30	13.56	\$25.83	\$53,721	6.97	\$15.03	\$18.00	\$23.33	\$35.50	\$42.60	\$31,260	\$37,444	\$48,534	\$73,843	\$88,615
25-4012	Curators	70	12.13	\$27.76	\$57,736	3.73	\$14.33	\$20.66	\$27.36	\$34.41	\$41.58	\$29,803	\$42,970	\$56,919	\$71,581	\$86,485
25-4013	Museum technicians and conservators	100	9.54	\$23.44	\$48,754	4.31	\$14.01	\$16.70	\$20.99	\$27.61	\$34.66	\$29,130	\$34,727	\$43,662	\$57,425	\$72,099
25-4021	Librarians	1,210	1.35	\$31.10	\$64,687	5.00	\$18.26	\$21.81	\$28.34	\$40.01	\$50.62	\$37,983	\$45,363	\$58,953	\$83,211	\$105,299
25-4031	Library technicians	800	1.44	\$16.41	\$34,130	2.11	\$11.28	\$13.33	\$16.13	\$18.49	\$22.35	\$23,453	\$27,733	\$33,556	\$38,467	\$46,481
25-9011	Audio-visual collections specialists	30	33.28	\$19.93	\$41,455	5.64	\$8.41	\$9.55	\$20.33	\$27.75	\$32.61	\$17,483	\$19,870	\$42,288	\$57,728	\$67,825
25-9031	Instructional coordinators	1,770	4.68	\$32.59	\$67,787	2.30	\$19.98	\$25.74	\$32.23	\$37.88	\$47.29	\$41,567	\$53,546	\$67,030	\$78,790	\$98,360
25-9041	Teacher assistants	8,870	3.09	#	\$27,636	2.30	#	#	#	#	#	\$19,328	\$22,276	\$26,828	\$31,962	\$37,743
25-9099	Education, training, and library workers, all other	860	6.30	\$13.67	\$28,426	7.06	\$9.78	\$10.37	\$11.37	\$15.86	\$22.68	\$20,334	\$21,576	\$23,647	\$32,993	\$47,180
27-0000	Arts, design, entertainment, sports, and media	20,320	4.10	\$25.00	\$51,995	2.40	\$9.57	\$14.15	\$21.57	\$31.36	\$42.95	\$19,903	\$29,430	\$44,857	\$65,239	\$89,328
27-1011	Art directors	440	22.28	\$37.64	\$78,297	3.81	\$24.08	\$28.22	\$37.18	\$44.79	\$55.29	\$50,094	\$58,690	\$77,336	\$93,166	\$115,004
27-1012	Craft artists	20	22.78	\$14.85	\$30,886	3.52	\$8.88	\$11.96	\$14.74	\$17.50	\$20.77	\$18,461	\$24,877	\$30,650	\$36,410	\$43,199
27-1013	Fine artists, including painters, sculptors, and illustrators	#	#	\$36.44	\$75,800	10.14	\$22.84	\$33.44	\$39.30	\$42.67	\$44.69	\$47,500	\$69,556	\$81,749	\$88,752	\$92,953
27-1014	Multi-media artists and animators	230	29.15	\$30.69	\$63,830	5.42	\$20.30	\$23.51	\$29.87	\$38.53	\$42.90	\$42,224	\$48,896	\$62,121	\$80,137	\$89,230
27-1019	Artists and related workers, all other	60	20.23	\$24.50	\$50,966	5.12	\$14.78	\$16.15	\$20.01	\$28.57	\$47.72	\$30,752	\$33,602	\$41,627	\$59,424	\$99,259
27-1021	Commercial and industrial designers	230	21.28	\$30.11	\$62,622	9.61	\$17.08	\$20.59	\$25.60	\$38.34	\$52.93	\$35,519	\$42,834	\$53,246	\$79,755	\$110,102
27-1022	Fashion designers	60	18.31	\$27.58	\$57,372	10.85	\$13.79	\$17.08	\$23.04	\$30.00	\$47.89	\$28,676	\$35,524	\$47,919	\$62,400	\$99,621
27-1023	Floral designers	420	11.28	\$13.32	\$27,696	4.00	\$8.93	\$10.74	\$13.25	\$15.65	\$17.59	\$18,572	\$22,339	\$27,564	\$32,558	\$36,587
27-1024	Graphic designers	2,340	8.21	\$21.80	\$45,340	2.35	\$12.61	\$15.70	\$20.46	\$26.18	\$33.95	\$26,221	\$32,660	\$42,554	\$54,453	\$70,624
27-1025	Interior designers	630	23.91	\$28.33	\$58,935	10.80	\$15.41	\$19.42	\$22.69	\$32.73	\$60.14	\$32,049	\$40,393	\$47,189	\$68,081	\$125,101
27-1026	Merchandise displayers and window trimmers	810	19.29	\$13.62	\$28,330	4.76	\$8.97	\$10.29	\$12.54	\$15.68	\$19.23	\$18,647	\$21,399	\$26,081	\$32,616	\$39,995
27-1027	Set and exhibit designers	30	31.21	\$21.72	\$45,187	5.62	\$11.46	\$15.04	\$17.77	\$30.81	\$36.09	\$23,829	\$31,275	\$36,956	\$64,076	\$75,074
27-1029	Designers, all other	#	#	\$17.33	\$36,043	4.83	\$8.02	\$8.59	\$11.06	\$21.80	\$34.31	\$16,681	\$17,866	\$23,005	\$45,341	\$71,361
27-2011	Actors	170	14.61	\$22.14	#	21.19	\$8.06	\$8.69	\$11.41	\$31.09	\$54.83	#	#	#	#	#
27-2012	Producers and directors	700	10.16	\$30.28	\$62,982	3.88	\$13.61	\$18.90	\$27.05	\$37.73	\$50.36	\$28,308	\$39,316	\$56,274	\$78,474	\$104,741
27-2021	Athletes and sports competitors	130	36.96	#	#	#	#	#	#	#	#	#	#	#	#	#
27-2022	Coaches and scouts	2,710	17.64	#	\$37,464	9.70	#	#	#	#	#	\$17,145	\$19,026	\$23,860	\$38,002	\$59,397
27-2023	Umpires, referees, and other sports officials	470	13.36	#	\$27,577	1.87	#	#	#	#	#	\$17,248	\$19,283	\$24,758	\$32,077	\$43,967
27-2031	Dancers	370	39.56	\$16.44	#	11.45	\$8.07	\$8.71	\$10.77	\$18.67	\$41.01	#	#	#	#	#
27-2032	Choreographers	20	47.72	\$13.35	\$27,761	3.67	\$11.09	\$12.04	\$13.17	\$14.29	\$16.62	\$23,076	\$25,045	\$27,387	\$29,729	\$34,568
27-2041	Music directors and composers	90	15.13	#	#	#	#	#	#	#	#	#	#	#	#	#
27-2042	Musicians and singers	280	21.01	\$26.83	#	16.63	\$8.23	\$9.12	\$23.24	\$30.97	\$57.38	#	#	#	#	#

Data unavailable

Occupational Code	Occupational Title	Employment Estimate	Employment Percentage Relative Standard Error	Average Hourly Wage	Average Annual Wage	Wage Percentage Relative Standard Error	10th Percentile (Hourly)	25th Percentile (Hourly)	50th Percentile (Hourly)	75th Percentile (Hourly)	90th Percentile (Hourly)	10th Percentile (Annual)	25th Percentile (Annual)	50th Percentile (Annual)	75th Percentile (Annual)	90th Percentile (Annual)
27-2099	Entertainers and performers, sports and related workers, all other	340	49.62	\$18.72	#	3.35	\$10.49	\$12.56	\$17.02	\$22.28	\$31.95	#	#	#	#	#
27-3011	Radio and television announcers	320	33.07	\$21.56	\$44,848	16.59	\$8.31	\$9.33	\$11.34	\$22.30	\$41.03	\$17,290	\$19,399	\$23,590	\$46,378	\$85,339
27-3012	Public address system and other announcers	340	31.53	#	#	#	#	#	#	#	#	#	#	#	#	#
27-3021	Broadcast news analysts	60	21.18	\$54.08	\$112,487	11.08	\$19.40	\$27.47	\$41.75	\$62.40	#	\$40,350	\$57,131	\$86,830	\$129,792	#
27-3022	Reporters and correspondents	350	37.57	\$26.74	\$55,624	13.34	\$12.62	\$15.41	\$20.67	\$31.86	\$49.38	\$26,251	\$32,044	\$42,984	\$66,273	\$102,704
27-3031	Public relations specialists	3,310	5.80	\$28.50	\$59,290	2.36	\$14.25	\$19.78	\$27.24	\$35.51	\$44.64	\$29,638	\$41,149	\$56,658	\$73,856	\$92,851
27-3041	Editors	780	11.88	\$33.13	\$68,919	14.56	\$11.86	\$18.76	\$26.87	\$37.29	\$53.94	\$24,661	\$39,026	\$55,895	\$77,556	\$112,205
27-3042	Technical writers	850	11.44	\$31.58	\$65,696	2.96	\$20.08	\$24.03	\$31.59	\$36.68	\$45.45	\$41,760	\$49,974	\$65,710	\$76,299	\$94,543
27-3043	Writers and authors	330	17.26	\$31.37	\$65,256	5.91	\$15.49	\$19.93	\$29.37	\$38.93	\$45.14	\$32,226	\$41,463	\$61,079	\$80,972	\$93,895
27-3091	Interpreters and translators	650	16.36	\$28.54	\$59,362	7.16	\$17.37	\$21.49	\$26.46	\$33.67	\$45.47	\$36,123	\$44,708	\$55,029	\$70,026	\$94,573
27-3099	Media and communication workers, all other	220	21.08	\$25.00	\$51,991	6.49	\$15.02	\$18.50	\$23.03	\$30.66	\$39.85	\$31,241	\$38,480	\$47,909	\$63,777	\$82,881
27-4011	Audio and video equipment technicians	850	30.04	\$25.79	\$53,646	4.47	\$14.80	\$18.98	\$24.52	\$32.41	\$35.77	\$30,792	\$39,475	\$50,993	\$67,412	\$74,406
27-4012	Broadcast technicians	340	11.22	\$23.87	\$49,646	2.80	\$15.28	\$19.00	\$23.21	\$28.64	\$34.41	\$31,782	\$39,522	\$48,268	\$59,568	\$71,580
27-4014	Sound engineering technicians	120	14.27	\$22.04	\$45,846	10.39	\$9.36	\$14.80	\$21.99	\$28.34	\$34.81	\$19,473	\$30,779	\$45,733	\$58,937	\$72,405
27-4021	Photographers	580	21.33	\$21.37	\$44,447	6.55	\$9.38	\$16.62	\$20.82	\$25.29	\$34.00	\$19,518	\$34,567	\$43,305	\$52,603	\$70,713
27-4031	Camera operators, television, video, and motion picture	210	17.93	\$25.73	\$53,523	4.06	\$17.27	\$21.42	\$25.71	\$29.40	\$34.30	\$35,918	\$44,552	\$53,484	\$61,156	\$71,346
27-4032	Film and video editors	250	18.15	\$23.96	\$49,832	5.43	\$11.87	\$16.72	\$22.18	\$29.63	\$38.59	\$24,681	\$34,778	\$46,127	\$61,638	\$80,264
27-4099	Media and communication equipment workers, all other	210	10.22	\$28.01	\$58,268	7.53	\$11.33	\$15.68	\$22.29	\$40.56	\$52.07	\$23,563	\$32,621	\$46,371	\$84,372	\$108,297
29-0000	Healthcare practitioners and technical	62,260	1.86	\$37.46	\$77,913	2.21	\$17.24	\$24.31	\$32.53	\$42.47	\$58.35	\$35,859	\$50,574	\$67,662	\$88,328	\$121,363
29-1011	Chiropractors	470	37.40	\$26.27	\$54,639	12.06	\$14.24	\$17.76	\$22.06	\$35.63	\$43.25	\$29,619	\$36,950	\$45,887	\$74,103	\$89,961
29-1021	Dentists, general	940	29.23	\$65.09	\$135,384	18.54	\$16.90	\$38.80	\$62.87	\$80.90	#	\$35,143	\$80,703	\$130,778	\$168,265	#
29-1029	Dentists, all other specialists	20	0.00	\$66.21	\$137,718	12.54	\$23.49	\$23.50	\$76.21	\$87.42	#	\$48,866	\$48,877	\$158,506	\$181,844	#
29-1031	Dietitians and nutritionists	440	14.50	\$27.55	\$57,296	2.64	\$18.94	\$23.31	\$27.50	\$32.73	\$35.73	\$39,394	\$48,479	\$57,195	\$68,069	\$74,310
29-1041	Optometrists	300	32.62	\$43.26	\$89,975	7.61	\$25.80	\$38.22	\$42.29	\$46.48	\$56.96	\$53,662	\$79,495	\$87,972	\$98,677	\$118,476
29-1051	Pharmacists	2,330	5.77	\$54.95	\$114,298	2.54	\$25.15	\$50.19	\$57.51	\$65.61	\$70.50	\$52,307	\$104,404	\$119,631	\$136,471	\$146,650
29-1061	Anesthesiologists	#	#	\$124.31	\$258,566	24.61	#	#	#	#	#	#	#	#	#	#
29-1062	Family and general practitioners	1,210	21.96	\$82.20	\$170,972	9.60	\$28.50	\$42.94	\$79.22	#	#	\$59,287	\$89,309	\$164,787	#	#
29-1063	Internists, general	440	48.19	\$101.08	\$210,254	21.54	\$57.58	\$80.25	#	#	#	\$119,763	\$166,915	#	#	#
29-1064	Obstetricians and gynecologists	300	35.68	\$94.56	\$196,675	9.39	\$62.54	\$77.53	\$88.38	#	#	\$130,090	\$161,267	\$183,827	#	#
29-1065	Pediatricians, general	220	41.90	\$68.31	\$142,085	25.97	\$31.29	\$36.23	\$64.44	\$88.71	#	\$65,084	\$75,355	\$134,037	\$184,509	#
29-1066	Psychiatrists	210	22.05	\$89.81	\$186,806	14.90	\$38.11	\$45.39	\$89.68	#	#	\$79,273	\$94,404	\$186,542	#	#
29-1067	Surgeons	350	27.09	\$107.12	\$222,815	12.56	\$31.34	#	#	#	#	\$65,190	#	#	#	#
29-1069	Physicians and surgeons, all other	1,930	15.99	\$94.64	\$196,853	9.87	\$37.23	\$64.35	#	#	#	\$77,432	\$133,858	#	#	#
29-1071	Physician assistants	970	13.70	\$42.56	\$88,515	2.62	\$28.73	\$37.28	\$42.80	\$50.58	\$56.86	\$59,760	\$77,537	\$89,023	\$105,204	\$118,274
29-1122	Occupational therapists	1,590	15.45	\$36.66	\$76,250	2.04	\$26.49	\$30.76	\$36.55	\$42.39	\$46.35	\$55,104	\$63,982	\$76,032	\$88,167	\$96,409
29-1123	Physical therapists	2,030	8.90	\$35.43	\$73,686	3.26	\$24.75	\$29.20	\$34.48	\$41.62	\$50.20	\$51,475	\$60,733	\$71,713	\$86,565	\$104,417
29-1124	Radiation therapists	120	17.86	\$46.29	\$96,289	2.30	\$35.53	\$39.47	\$44.83	\$52.93	\$59.21	\$73,903	\$82,088	\$93,237	\$110,098	\$123,162
29-1125	Recreational therapists	110	25.30	\$20.61	\$42,870	5.88	\$14.41	\$16.41	\$19.48	\$24.09	\$27.83	\$29,966	\$34,123	\$40,510	\$50,109	\$57,879
29-1126	Respiratory therapists	840	4.48	\$27.40	\$56,997	1.27	\$21.48	\$24.29	\$27.11	\$30.65	\$34.76	\$44,680	\$50,517	\$56,388	\$63,742	\$72,310
29-1127	Speech-language pathologists	1,350	3.47	\$41.00	\$85,288	1.89	\$28.14	\$33.11	\$40.26	\$49.25	\$56.86	\$58,527	\$68,866	\$83,733	\$102,434	\$118,263
29-1128	Exercise physiologists	70	24.25	\$22.31	\$46,408	3.64	\$15.32	\$18.82	\$21.44	\$25.21	\$29.56	\$31,869	\$39,155	\$44,590	\$52,437	\$61,491
29-1129	Therapists, all other	320	21.77	\$30.02	\$62,441	5.82	\$23.40	\$25.48	\$29.17	\$34.03	\$38.94	\$48,665	\$53,008	\$60,664	\$70,792	\$80,996
29-1131	Veterinarians	690	17.25	\$47.69	\$99,186	11.15	\$14.17	\$28.31	\$40.94	\$59.49	\$89.66	\$29,482	\$58,890	\$85,159	\$123,744	\$186,488
29-1141	Registered nurses	22,200	2.80	\$34.11	\$70,944	0.84	\$24.58	\$28.38	\$33.76	\$40.20	\$44.78	\$51,126	\$59,023	\$70,228	\$83,617	\$93,149
29-1161	Nurse midwives	80	18.19	\$46.15	\$95,999	1.89	\$38.33	\$41.15	\$45.75	\$51.99	\$56.22	\$79,727	\$85,602	\$95,153	\$108,147	\$116,946
29-1171	Nurse practitioners	950	9.54	\$46.77	\$97,276	2.77	\$31.07	\$39.45	\$46.68	\$54.44	\$63.70	\$64,624	\$82,052	\$97,104	\$113,234	\$132,487

Data unavailable

Occupational Code	Occupational Title	Employment Estimate	Employment Percentage Relative Standard Error	Average Hourly Wage	Average Annual Wage	Wage Percentage Relative Standard Error	10th Percentile (Hourly)	25th Percentile (Hourly)	50th Percentile (Hourly)	75th Percentile (Hourly)	90th Percentile (Hourly)	10th Percentile (Annual)	25th Percentile (Annual)	50th Percentile (Annual)	75th Percentile (Annual)	90th Percentile (Annual)
29-1181	Audiologists	290	44.89	\$39.99	\$83,176	2.61	\$30.11	\$35.04	\$40.71	\$44.88	\$50.21	\$62,632	\$72,879	\$84,670	\$93,358	\$104,434
29-1199	Health diagnosing and treating practitioners, all other	230	33.64	\$25.12	\$52,244	2.97	\$15.07	\$16.15	\$17.95	\$30.61	\$50.66	\$31,342	\$33,588	\$37,343	\$63,663	\$105,382
29-2011	Medical and clinical laboratory technologists	1,980	7.10	\$27.88	\$57,989	2.14	\$17.97	\$22.50	\$27.93	\$33.46	\$37.20	\$37,373	\$46,796	\$58,088	\$69,601	\$77,380
29-2012	Medical and clinical laboratory technicians	1,030	9.96	\$21.42	\$44,554	3.71	\$13.13	\$15.27	\$19.16	\$25.76	\$34.04	\$27,315	\$31,766	\$39,848	\$53,576	\$70,798
29-2021	Dental hygienists	1,890	17.20	\$38.77	\$80,645	2.57	\$30.74	\$37.10	\$40.25	\$43.31	\$45.15	\$63,930	\$77,173	\$83,714	\$90,087	\$93,910
29-2031	Cardiovascular technologists and technicians	230	1.11	\$30.08	\$62,564	1.59	\$16.00	\$20.10	\$31.24	\$39.46	\$44.29	\$33,270	\$41,817	\$64,988	\$82,076	\$92,127
29-2032	Diagnostic medical sonographers	400	7.93	\$38.14	\$79,329	1.47	\$30.13	\$32.93	\$37.72	\$43.35	\$48.53	\$62,660	\$68,496	\$78,454	\$90,171	\$100,951
29-2033	Nuclear medicine technologists	140	9.44	\$37.58	\$78,170	1.45	\$29.32	\$34.12	\$39.17	\$42.89	\$45.12	\$60,988	\$70,965	\$81,484	\$89,214	\$93,852
29-2034	Radiologic technologists and technicians	1,690	9.26	\$29.34	\$61,023	1.99	\$19.79	\$23.20	\$29.04	\$35.13	\$41.35	\$41,164	\$48,253	\$60,408	\$73,073	\$85,999
29-2035	Magnetic resonance imaging technologists	110	20.97	\$34.56	\$71,888	1.99	\$28.83	\$31.13	\$34.42	\$39.09	\$43.53	\$59,973	\$64,757	\$71,597	\$81,307	\$90,542
29-2041	Emergency medical technicians and paramedics	1,410	16.49	\$20.98	\$43,635	5.46	\$10.07	\$13.38	\$19.33	\$28.66	\$34.19	\$20,943	\$27,826	\$40,197	\$59,611	\$71,120
29-2051	Dietetic technicians	300	15.26	\$11.36	\$23,627	9.42	\$8.12	\$8.84	\$10.27	\$12.75	\$17.08	\$16,887	\$18,380	\$21,356	\$26,530	\$35,531
29-2052	Pharmacy technicians	2,120	6.97	\$16.27	\$33,841	2.02	\$11.97	\$13.83	\$16.23	\$18.36	\$21.39	\$24,906	\$28,760	\$33,764	\$38,182	\$44,490
29-2053	Psychiatric technicians	160	37.15	\$16.35	\$34,015	3.07	\$12.36	\$13.84	\$16.15	\$18.32	\$21.37	\$25,715	\$28,788	\$33,601	\$38,095	\$44,456
29-2054	Respiratory therapy technicians	20	0.00	\$27.22	\$56,610	2.33	\$13.05	\$16.71	\$31.38	\$35.08	\$37.41	\$27,152	\$34,763	\$65,265	\$72,957	\$77,819
29-2055	Surgical technologists	1,010	24.17	\$25.56	\$53,161	3.22	\$17.47	\$20.73	\$25.24	\$29.96	\$34.90	\$36,341	\$43,111	\$52,507	\$62,308	\$72,583
29-2056	Veterinary technologists and technicians	1,430	15.10	\$15.11	\$31,432	2.07	\$12.05	\$12.98	\$14.53	\$17.01	\$18.71	\$25,066	\$27,000	\$30,227	\$35,386	\$38,914
29-2057	Ophthalmic medical technicians	320	37.83	\$19.82	\$41,217	5.47	\$12.81	\$15.01	\$18.88	\$24.23	\$28.39	\$26,652	\$31,220	\$39,272	\$50,395	\$59,050
29-2061	Licensed practical and licensed vocational nurses	3,040	4.87	\$22.66	\$47,141	1.33	\$18.01	\$20.05	\$22.53	\$25.81	\$28.21	\$37,463	\$41,696	\$46,871	\$53,676	\$58,682
29-2071	Medical records and health information technicians	1,480	9.61	\$22.35	\$46,479	2.58	\$14.45	\$17.20	\$21.56	\$26.78	\$32.12	\$30,048	\$35,778	\$44,839	\$55,695	\$66,800
29-2081	Opticians, dispensing	590	19.89	\$18.52	\$38,524	8.91	\$12.48	\$14.11	\$17.43	\$23.30	\$26.69	\$25,965	\$29,341	\$36,265	\$48,474	\$55,511
29-2091	Orthotists and prosthetists	60	32.33	\$24.94	\$51,874	4.01	\$19.23	\$20.77	\$23.53	\$26.94	\$30.60	\$40,007	\$43,204	\$48,936	\$56,032	\$63,655
29-2092	Hearing aid specialists	#	#	\$22.07	\$45,901	7.71	\$15.42	\$18.56	\$20.58	\$22.65	\$32.95	\$32,071	\$38,606	\$42,800	\$47,107	\$68,533
29-2099	Health technologists and technicians, all other	750	7.88	\$22.28	\$46,335	1.71	\$15.37	\$17.76	\$21.41	\$26.18	\$30.41	\$31,967	\$36,948	\$44,543	\$54,446	\$63,258
29-9011	Occupational health and safety specialists	610	9.74	\$38.11	\$79,276	2.47	\$22.31	\$29.45	\$37.42	\$45.56	\$54.33	\$46,407	\$61,265	\$77,842	\$94,762	\$113,014
29-9012	Occupational health and safety technicians	90	36.63	#	#	#	#	#	#	#	#	#	#	#	#	#
29-9091	Athletic trainers	70	20.65	#	\$52,872	6.93	#	#	#	#	#	\$33,178	\$39,009	\$47,918	\$56,004	\$63,313
29-9092	Genetic counselors	20	7.66	\$36.37	\$75,649	2.78	\$27.45	\$31.59	\$37.98	\$42.22	\$44.76	\$57,096	\$65,716	\$79,000	\$87,818	\$93,110
29-9099	Healthcare practitioners and technical workers, all other	220	18.67	\$35.44	\$73,714	5.81	\$16.70	\$21.51	\$35.71	\$48.03	\$54.87	\$34,731	\$44,732	\$74,271	\$99,896	\$114,139
31-0000	Healthcare support	29,730	3.78	\$14.55	\$30,259	2.49	\$9.54	\$11.18	\$13.85	\$17.20	\$21.12	\$19,846	\$23,263	\$28,805	\$35,783	\$43,939
31-1011	Home health aides	8,220	9.65	\$10.95	\$22,786	4.14	\$8.34	\$9.38	\$10.53	\$11.63	\$15.38	\$17,350	\$19,511	\$21,896	\$24,198	\$31,983
31-1013	Psychiatric aides	80	25.43	\$12.84	\$26,718	6.74	\$9.51	\$11.42	\$12.79	\$14.18	\$16.64	\$19,783	\$23,751	\$26,595	\$29,490	\$34,620
31-1014	Nursing assistants	8,240	8.12	\$14.15	\$29,429	1.33	\$11.44	\$12.43	\$13.79	\$15.74	\$17.75	\$23,798	\$25,850	\$28,685	\$32,744	\$36,916
31-1015	Orderlies	210	4.50	\$13.49	\$28,054	1.74	\$10.19	\$11.29	\$13.27	\$15.69	\$17.50	\$21,192	\$23,478	\$27,605	\$32,627	\$36,397
31-2011	Occupational therapist assistants	#	#	\$18.32	\$38,098	4.77	\$10.46	\$11.93	\$15.47	\$24.93	\$28.13	\$21,765	\$24,810	\$32,182	\$51,865	\$58,509
31-2012	Occupational therapist aides	20	43.14	\$16.93	\$35,217	10.05	\$12.56	\$14.10	\$16.72	\$20.05	\$22.04	\$26,126	\$29,334	\$34,770	\$41,697	\$45,852
31-2021	Physical therapist assistants	280	14.99	\$22.76	\$47,344	3.81	\$13.32	\$19.31	\$23.67	\$27.20	\$30.05	\$27,699	\$40,157	\$49,226	\$56,585	\$62,508
31-2022	Physical therapist aides	330	40.05	\$14.68	\$30,544	2.70	\$11.90	\$12.72	\$14.09	\$16.45	\$18.98	\$24,752	\$26,460	\$29,308	\$34,206	\$39,473
31-9011	Massage therapists	1,390	16.09	\$16.89	\$35,124	4.37	\$9.18	\$11.57	\$15.84	\$21.21	\$27.38	\$19,089	\$24,061	\$32,937	\$44,114	\$56,941
31-9091	Dental assistants	3,160	9.84	\$19.23	\$40,003	4.01	\$12.71	\$15.89	\$19.66	\$22.53	\$26.09	\$26,446	\$33,051	\$40,893	\$46,857	\$54,274
31-9092	Medical assistants	4,440	6.97	\$16.65	\$34,640	2.98	\$12.14	\$13.99	\$16.26	\$18.42	\$21.89	\$25,258	\$29,100	\$33,823	\$38,306	\$45,538
31-9093	Medical equipment preparers	310	6.02	\$17.01	\$35,376	1.92	\$12.61	\$14.55	\$16.73	\$19.44	\$22.13	\$26,219	\$30,269	\$34,789	\$40,439	\$46,027
31-9094	Medical transcriptionists	610	18.79	\$15.70	\$32,646	4.64	\$10.41	\$12.52	\$15.32	\$18.26	\$21.81	\$21,662	\$26,037	\$31,871	\$37,989	\$45,366
31-9095	Pharmacy aides	60	9.36	\$15.62	\$32,489	2.13	\$12.14	\$13.18	\$14.93	\$17.77	\$21.00	\$25,259	\$27,412	\$31,050	\$36,955	\$43,683
31-9096	Veterinary assistants and laboratory animal caretakers	360	43.55	\$10.66	\$22,164	7.99	\$8.09	\$8.76	\$10.01	\$11.82	\$15.76	\$16,827	\$18,230	\$20,812	\$24,586	\$32,779
31-9097	Phlebotomists	870	14.90	\$17.61	\$36,637	1.96	\$13.19	\$15.22	\$17.23	\$19.86	\$22.45	\$27,433	\$31,656	\$35,834	\$41,318	\$46,696

Data unavailable

Occupational Code	Occupational Title	Employment Estimate	Employment Percentage Relative Standard Error	Average Hourly Wage	Average Annual Wage	Wage Percentage Relative Standard Error	10th Percentile (Hourly)	25th Percentile (Hourly)	50th Percentile (Hourly)	75th Percentile (Hourly)	90th Percentile (Hourly)	10th Percentile (Annual)	25th Percentile (Annual)	50th Percentile (Annual)	75th Percentile (Annual)	90th Percentile (Annual)
31-9099	Healthcare support workers, all other	970	12.75	\$14.25	\$29,649	1.83	\$8.64	\$11.33	\$14.06	\$17.03	\$20.02	\$17,975	\$23,572	\$29,246	\$35,415	\$41,632
33-0000	Protective service	29,650	4.00	\$20.69	\$43,030	5.99	\$8.89	\$11.07	\$16.60	\$29.62	\$38.38	\$18,487	\$23,030	\$34,526	\$61,618	\$79,836
33-1011	First-line supervisors/managers of correctional officers	240	10.10	\$35.34	\$73,513	2.32	\$23.55	\$29.80	\$36.18	\$42.32	\$49.34	\$48,981	\$61,991	\$75,256	\$88,026	\$102,635
33-1012	First-line supervisors/managers of police and detectives	770	1.64	\$47.57	\$98,939	2.03	\$37.61	\$41.53	\$47.70	\$53.60	\$57.34	\$78,236	\$86,376	\$99,217	\$111,479	\$119,261
33-1099	First-line supervisors/managers, protective service workers, all other	450	7.76	\$28.56	\$59,410	5.70	\$15.31	\$20.60	\$26.41	\$34.09	\$49.31	\$31,855	\$42,850	\$54,935	\$70,906	\$102,572
33-2011	Fire fighters	1,850	9.07	\$28.23	\$58,720	3.53	\$13.81	\$23.36	\$30.56	\$34.32	\$38.17	\$28,733	\$48,586	\$63,561	\$71,394	\$79,395
33-2021	Fire inspectors and investigators	90	47.19	\$32.30	\$67,194	3.01	\$27.34	\$30.40	\$32.82	\$35.24	\$36.83	\$56,860	\$63,242	\$68,266	\$73,291	\$76,615
33-3011	Bailiffs	40	7.44	\$21.99	\$45,735	2.97	\$15.96	\$18.41	\$22.89	\$25.93	\$27.75	\$33,206	\$38,287	\$47,619	\$53,938	\$57,718
33-3012	Correctional officers and jailers	2,410	11.56	\$24.20	\$50,346	2.91	\$18.44	\$20.41	\$24.02	\$28.70	\$32.77	\$38,350	\$42,458	\$49,952	\$59,686	\$68,172
33-3021	Detectives and criminal investigators	1,130	1.76	\$41.03	\$85,347	3.81	\$25.88	\$33.22	\$39.79	\$45.16	\$61.57	\$53,820	\$69,093	\$82,757	\$93,935	\$128,056
33-3041	Parking enforcement workers	60	4.25	\$18.55	\$38,592	2.78	\$15.04	\$16.01	\$17.62	\$20.79	\$24.20	\$31,290	\$33,300	\$36,649	\$43,251	\$50,346
33-3051	Police and sheriff's patrol officers	4,390	1.84	\$32.66	\$67,938	2.63	\$24.09	\$28.89	\$33.15	\$37.70	\$42.34	\$50,116	\$60,092	\$68,957	\$78,419	\$88,072
33-9011	Animal control workers	#	#	\$24.92	\$51,828	3.43	\$19.19	\$23.25	\$25.50	\$27.76	\$29.20	\$39,908	\$48,350	\$53,035	\$57,733	\$60,742
33-9021	Private detectives and investigators	120	32.04	\$32.03	\$66,612	6.61	\$16.40	\$20.95	\$31.58	\$41.98	\$50.45	\$34,112	\$43,582	\$65,686	\$87,311	\$104,927
33-9031	Gaming surveillance officers and gaming investigators	90	19.40	\$15.91	\$33,102	2.35	\$12.32	\$13.24	\$14.90	\$17.86	\$21.08	\$25,626	\$27,548	\$30,991	\$37,146	\$43,840
33-9032	Security guards	10,760	9.20	\$13.05	\$27,149	3.79	\$8.49	\$9.82	\$12.36	\$15.03	\$18.21	\$17,660	\$20,421	\$25,710	\$31,260	\$37,871
33-9091	Crossing guards	1,130	49.89	\$13.66	\$28,421	3.17	\$9.57	\$10.57	\$12.85	\$16.35	\$19.66	\$19,901	\$21,989	\$26,734	\$34,017	\$40,885
33-9092	Lifeguards, ski patrol, and other recreational protective service workers	3,110	7.14	\$9.70	\$20,177	1.78	\$7.98	\$8.49	\$9.33	\$10.84	\$12.23	\$16,594	\$17,649	\$19,412	\$22,546	\$25,446
33-9093	Transportation security screeners	800	1.17	\$18.04	\$37,525	3.63	\$15.03	\$15.04	\$17.96	\$19.82	\$21.53	\$31,269	\$31,280	\$37,354	\$41,234	\$44,788
33-9099	Protective service workers, all other	1,720	5.50	\$15.74	\$32,739	3.14	\$9.62	\$11.31	\$14.12	\$18.26	\$25.76	\$20,016	\$23,525	\$29,376	\$37,983	\$53,588
35-0000	Food preparation and serving-related	108,470	1.48	\$10.67	\$22,195	1.39	\$7.95	\$8.43	\$9.21	\$11.61	\$16.08	\$16,545	\$17,526	\$19,160	\$24,143	\$33,441
35-1011	Chefs and head cooks	860	11.74	\$23.52	\$48,932	3.53	\$13.56	\$18.72	\$22.44	\$28.29	\$33.84	\$28,213	\$38,938	\$46,668	\$58,840	\$70,393
35-1012	First-line supervisors/managers of food preparation and serving workers	7,690	4.42	\$16.63	\$34,587	2.48	\$10.34	\$12.46	\$15.73	\$19.90	\$23.87	\$21,506	\$25,912	\$32,723	\$41,382	\$49,649
35-2011	Cooks, fast food	2,400	17.54	\$8.95	\$18,610	2.50	\$7.88	\$8.24	\$8.84	\$9.62	\$11.04	\$16,392	\$17,144	\$18,397	\$19,999	\$22,957
35-2012	Cooks, institution and cafeteria	2,110	8.57	\$13.17	\$27,404	2.75	\$9.19	\$10.49	\$12.62	\$15.52	\$18.28	\$19,112	\$21,812	\$26,253	\$32,283	\$38,020
35-2014	Cooks, restaurant	11,320	3.92	\$11.34	\$23,589	1.39	\$8.36	\$9.47	\$11.15	\$13.16	\$14.45	\$17,394	\$19,689	\$23,193	\$27,377	\$30,058
35-2015	Cooks, short order	920	24.30	\$11.40	\$23,702	3.50	\$8.15	\$8.91	\$10.59	\$13.97	\$16.87	\$16,950	\$18,539	\$22,025	\$29,067	\$35,093
35-2019	Cooks, all other	#	#	\$11.39	\$23,682	11.86	\$8.08	\$8.73	\$10.04	\$13.23	\$17.40	\$16,799	\$18,161	\$20,886	\$27,528	\$36,196
35-2021	Food preparation workers	4,830	9.46	\$11.18	\$23,261	2.75	\$8.24	\$9.13	\$10.68	\$12.98	\$15.50	\$17,129	\$18,986	\$22,209	\$27,004	\$32,250
35-3011	Bartenders	4,620	8.99	\$12.05	\$25,060	8.88	\$7.91	\$8.31	\$8.98	\$13.00	\$21.90	\$16,448	\$17,284	\$18,676	\$27,047	\$45,547
35-3021	Combined food preparation and serving workers, including fast food	28,590	3.10	\$9.11	\$18,948	1.32	\$7.88	\$8.24	\$8.85	\$9.62	\$11.31	\$16,394	\$17,149	\$18,407	\$20,006	\$23,522
35-3022	Counter attendants, cafeteria, food concession, and coffee shop	3,620	22.94	\$8.88	\$18,469	2.71	\$7.86	\$8.19	\$8.75	\$9.32	\$11.28	\$16,351	\$17,041	\$18,192	\$19,385	\$23,461
35-3031	Waiters and waitresses	23,880	3.55	\$10.60	\$22,054	4.33	\$7.91	\$8.31	\$8.98	\$11.31	\$17.79	\$16,447	\$17,282	\$18,672	\$23,530	\$37,005
35-3041	Food servers, nonrestaurant	3,320	9.93	\$10.71	\$22,269	2.99	\$8.10	\$8.80	\$10.25	\$12.31	\$14.22	\$16,853	\$18,295	\$21,329	\$25,598	\$29,579
35-9011	Dining room and cafeteria attendants and bartender helpers	4,630	13.54	\$9.32	\$19,386	2.69	\$7.88	\$8.24	\$8.84	\$9.53	\$12.35	\$16,391	\$17,142	\$18,392	\$19,813	\$25,678
35-9021	Dishwashers	4,580	8.49	\$8.82	\$18,353	1.51	\$7.87	\$8.22	\$8.80	\$9.44	\$10.97	\$16,375	\$17,101	\$18,311	\$19,645	\$22,822
35-9031	Hosts and hostesses, restaurant, lounge, and coffee shop	4,890	10.36	\$9.05	\$18,827	1.52	\$7.90	\$8.29	\$8.93	\$9.96	\$11.27	\$16,429	\$17,235	\$18,578	\$20,721	\$23,437
35-9099	Food preparation and serving related workers, all other	170	37.18	\$11.16	\$23,215	8.84	\$8.09	\$8.77	\$11.27	\$13.50	\$15.43	\$16,834	\$18,247	\$23,443	\$28,078	\$32,102

Data unavailable

Occupational Code	Occupational Title	Employment Estimate	Employment Percentage Relative Standard Error	Average Hourly Wage	Average Annual Wage	Wage Percentage Relative Standard Error	10th Percentile (Hourly)	25th Percentile (Hourly)	50th Percentile (Hourly)	75th Percentile (Hourly)	90th Percentile (Hourly)	10th Percentile (Annual)	25th Percentile (Annual)	50th Percentile (Annual)	75th Percentile (Annual)	90th Percentile (Annual)
37-0000	Building and grounds cleaning and maintenance	39,910	2.76	\$12.12	\$25,217	1.74	\$8.16	\$8.95	\$10.86	\$14.12	\$18.09	\$16,977	\$18,606	\$22,593	\$29,375	\$37,623
37-1011	First-line supervisors/managers of housekeeping and janitorial workers	1,370	7.19	\$19.15	\$39,825	3.22	\$11.02	\$13.49	\$17.62	\$23.31	\$31.10	\$22,930	\$28,068	\$36,651	\$48,489	\$64,688
37-1012	First-line supervisors/managers of landscaping, lawn service, and groundskeeping workers	960	8.10	\$22.62	\$47,056	2.89	\$15.23	\$16.78	\$20.55	\$27.10	\$33.92	\$31,682	\$34,902	\$42,750	\$56,364	\$70,562
37-2011	Janitors and cleaners, except maids and housekeeping cleaners	20,410	5.04	\$11.28	\$23,455	2.50	\$8.08	\$8.73	\$10.35	\$13.18	\$16.42	\$16,801	\$18,166	\$21,533	\$27,406	\$34,152
37-2012	Maids and housekeeping cleaners	6,470	10.99	\$9.62	\$20,005	1.50	\$7.95	\$8.41	\$9.17	\$10.92	\$12.76	\$16,530	\$17,487	\$19,084	\$22,713	\$26,535
37-2019	Building cleaning workers, all other	#	#	\$10.79	\$22,439	5.15	\$8.03	\$8.62	\$11.58	\$13.07	\$13.98	\$16,705	\$17,926	\$24,077	\$27,187	\$29,081
37-2021	Pest control workers	240	7.39	\$17.41	\$36,207	3.02	\$13.70	\$15.31	\$16.91	\$18.72	\$22.58	\$28,491	\$31,835	\$35,167	\$38,928	\$46,961
37-3011	Landscaping and groundskeeping workers	10,200	4.77	\$13.31	\$27,679	2.07	\$8.91	\$10.13	\$12.14	\$16.15	\$19.22	\$18,532	\$21,077	\$25,258	\$33,601	\$39,986
37-3012	Pesticide handlers, sprayers, and applicators, vegetation	30	7.82	\$20.47	\$42,573	5.47	\$11.19	\$16.17	\$20.40	\$22.72	\$28.90	\$23,282	\$33,628	\$42,429	\$47,262	\$60,107
37-3013	Tree trimmers and pruners	20	38.02	\$21.53	\$44,784	6.60	\$15.55	\$16.99	\$19.79	\$24.96	\$32.26	\$32,345	\$35,341	\$41,163	\$51,917	\$67,097
37-3019	Grounds maintenance workers, all other	40	4.99	\$24.59	\$51,138	4.22	\$18.26	\$20.54	\$26.69	\$27.63	\$27.64	\$37,990	\$42,718	\$55,523	\$57,478	\$57,487
39-0000	Personal care and service	37,190	4.26	\$12.39	\$25,777	1.82	\$8.13	\$8.87	\$10.48	\$13.76	\$20.03	\$16,916	\$18,454	\$21,808	\$28,611	\$41,667
39-1011	Gaming supervisors	190	11.82	\$23.47	\$48,824	2.68	\$18.68	\$20.12	\$22.42	\$26.58	\$31.64	\$38,848	\$41,849	\$46,631	\$55,296	\$65,804
39-1012	Slot key persons	160	29.74	\$14.32	\$29,794	3.33	\$8.17	\$8.96	\$14.66	\$18.23	\$22.19	\$16,990	\$18,638	\$30,489	\$37,923	\$46,156
39-1021	First-line supervisors/managers of personal service workers	1,370	8.24	\$19.04	\$39,606	3.16	\$10.67	\$13.00	\$17.16	\$23.65	\$31.32	\$22,192	\$27,049	\$35,688	\$49,185	\$65,143
39-2011	Animal trainers	100	32.99	\$11.17	\$23,242	7.24	\$8.22	\$9.09	\$10.88	\$13.18	\$14.65	\$17,094	\$18,898	\$22,637	\$27,420	\$30,479
39-2021	Nonfarm animal caretakers	1,710	17.24	\$11.34	\$23,580	5.27	\$8.04	\$8.65	\$10.10	\$12.93	\$17.24	\$16,732	\$17,994	\$21,002	\$26,904	\$35,865
39-3011	Gaming dealers	1,040	14.37	\$9.28	\$19,306	3.82	\$7.85	\$8.18	\$8.71	\$9.25	\$11.47	\$16,337	\$17,006	\$18,120	\$19,235	\$23,861
39-3019	Gaming service workers, all other	130	49.29	\$15.00	\$31,202	3.92	\$12.17	\$13.00	\$14.39	\$17.02	\$19.09	\$25,314	\$27,049	\$29,940	\$35,400	\$39,707
39-3021	Motion picture projectionists	60	30.47	\$10.38	\$21,582	7.17	\$8.03	\$8.62	\$9.80	\$11.50	\$13.91	\$16,704	\$17,923	\$20,388	\$23,923	\$28,931
39-3031	Ushers, lobby attendants, and ticket takers	#	#	\$9.25	\$19,238	3.57	\$7.93	\$8.37	\$9.10	\$10.34	\$11.33	\$16,499	\$17,411	\$18,931	\$21,513	\$23,573
39-3091	Amusement and recreation attendants	3,040	11.27	\$9.38	\$19,505	2.03	\$7.90	\$8.28	\$8.93	\$10.17	\$11.58	\$16,427	\$17,230	\$18,570	\$21,153	\$24,091
39-3092	Costume attendants	40	8.24	#	#	#	#	#	#	#	#	#	#	#	#	#
39-3093	Locker room, coatroom, and dressing room attendants	790	44.87	\$9.76	\$20,308	13.03	\$7.90	\$8.28	\$8.92	\$10.57	\$14.84	\$16,424	\$17,222	\$18,553	\$21,982	\$30,861
39-4011	Embalmers	#	#	\$22.88	\$47,584	8.02	\$19.15	\$20.55	\$22.88	\$25.78	\$27.81	\$39,834	\$42,746	\$47,597	\$53,622	\$57,845
39-4031	Morticians, undertakers, and funeral directors	#	#	\$25.27	\$52,571	15.08	\$13.11	\$16.04	\$29.84	\$34.93	\$35.51	\$27,278	\$33,364	\$62,057	\$72,645	\$73,854
39-5012	Hairdressers, hairstylists, and cosmetologists	3,600	13.84	\$13.54	\$28,173	7.36	\$8.29	\$9.26	\$11.40	\$14.50	\$23.72	\$17,237	\$19,254	\$23,707	\$30,167	\$49,337
39-5092	Manicurists and pedicurists	370	22.29	\$11.81	\$24,560	5.68	\$8.32	\$9.32	\$10.55	\$12.35	\$19.31	\$17,296	\$19,377	\$21,945	\$25,682	\$40,162
39-5094	Skin care specialists	380	23.59	\$17.25	\$35,878	8.51	\$8.91	\$10.79	\$15.59	\$24.23	\$28.44	\$18,533	\$22,439	\$32,427	\$50,391	\$59,152
39-6011	Baggage porters and bellhops	310	23.02	\$9.69	\$20,157	3.01	\$8.02	\$8.58	\$9.53	\$10.84	\$11.80	\$16,672	\$17,843	\$19,825	\$22,545	\$24,544
39-6012	Concierges	340	18.73	\$12.62	\$26,252	4.30	\$8.77	\$10.19	\$12.42	\$14.46	\$17.01	\$18,243	\$21,186	\$25,826	\$30,069	\$35,382
39-7011	Tour guides and escorts	260	30.80	\$12.50	\$26,003	4.58	\$9.55	\$10.39	\$11.80	\$14.12	\$16.89	\$19,856	\$21,611	\$24,551	\$29,373	\$35,125
39-9011	Child care workers	4,370	7.65	\$12.23	\$25,437	1.95	\$8.54	\$9.80	\$11.56	\$14.00	\$17.09	\$17,763	\$20,387	\$24,038	\$29,129	\$35,552
39-9021	Personal and home care aides	8,540	12.00	\$9.62	\$20,012	1.54	\$8.03	\$8.61	\$9.57	\$10.73	\$11.43	\$16,698	\$17,908	\$19,899	\$22,317	\$23,768
39-9031	Fitness trainers and aerobics instructors	3,550	7.82	\$20.35	\$42,330	3.70	\$9.86	\$14.50	\$19.06	\$25.36	\$32.95	\$20,510	\$30,161	\$39,645	\$52,741	\$68,528
39-9032	Recreation workers	3,440	4.75	\$12.75	\$26,524	2.05	\$8.46	\$9.59	\$11.51	\$14.28	\$18.85	\$17,601	\$19,944	\$23,933	\$29,695	\$39,203
39-9041	Residential advisors	70	20.78	\$14.58	\$30,334	3.58	\$11.20	\$12.56	\$14.09	\$16.41	\$18.39	\$23,287	\$26,129	\$29,311	\$34,141	\$38,247
39-9099	Personal care and service workers, all other	390	25.21	\$11.29	\$23,490	7.48	\$8.00	\$8.53	\$9.70	\$14.21	\$17.27	\$16,631	\$17,741	\$20,183	\$29,556	\$35,922
41-0000	Sales and related	141,830	2.04	\$21.16	\$44,017	1.98	\$8.49	\$9.92	\$14.56	\$25.30	\$42.34	\$17,656	\$20,632	\$30,282	\$52,616	\$88,074
41-1011	First-line supervisors/managers of retail sales workers	9,510	5.89	\$19.84	\$41,266	2.23	\$11.69	\$14.45	\$17.74	\$22.78	\$29.84	\$24,316	\$30,051	\$36,900	\$47,374	\$62,066
41-1012	First-line supervisors/managers of non-retail sales workers	2,560	6.67	\$39.54	\$82,242	2.79	\$20.82	\$27.21	\$36.50	\$49.10	\$63.90	\$43,303	\$56,599	\$75,921	\$102,127	\$132,902

Data unavailable

Occupational Code	Occupational Title	Employment Estimate	Employment Percentage Relative Standard Error	Average Hourly Wage	Average Annual Wage	Wage Percentage Relative Standard Error	10th Percentile (Hourly)	25th Percentile (Hourly)	50th Percentile (Hourly)	75th Percentile (Hourly)	90th Percentile (Hourly)	10th Percentile (Annual)	25th Percentile (Annual)	50th Percentile (Annual)	75th Percentile (Annual)	90th Percentile (Annual)
41-2011	Cashiers	25,260	6.44	\$10.35	\$21,534	1.51	\$8.01	\$8.56	\$9.51	\$11.38	\$14.59	\$16,661	\$17,801	\$19,790	\$23,676	\$30,342
41-2012	Gaming change persons and booth cashiers	400	29.72	\$15.36	\$31,938	2.66	\$12.08	\$13.11	\$14.77	\$17.38	\$20.29	\$25,124	\$27,260	\$30,716	\$36,143	\$42,198
41-2021	Counter and rental clerks	5,650	11.03	\$12.99	\$27,026	2.79	\$8.20	\$9.02	\$11.33	\$15.65	\$20.61	\$17,054	\$18,770	\$23,560	\$32,557	\$42,872
41-2022	Parts salespersons	1,580	12.15	\$18.07	\$37,585	6.11	\$9.50	\$12.12	\$15.76	\$21.73	\$27.73	\$19,766	\$25,207	\$32,772	\$45,190	\$57,687
41-2031	Retail salespersons	41,310	3.45	\$13.04	\$27,122	2.02	\$8.19	\$9.00	\$10.80	\$14.34	\$20.83	\$17,038	\$18,729	\$22,464	\$29,827	\$43,336
41-3011	Advertising sales agents	1,230	20.71	\$32.95	\$68,529	22.26	\$14.39	\$16.96	\$22.88	\$34.65	\$62.27	\$29,934	\$35,281	\$47,583	\$72,076	\$129,531
41-3021	Insurance sales agents	4,480	9.33	\$31.28	\$65,052	7.34	\$12.31	\$18.04	\$24.45	\$35.09	\$56.89	\$25,600	\$37,517	\$50,853	\$72,990	\$118,334
41-3031	Securities, commodities, and financial services sales agents	5,700	7.56	\$39.43	\$82,005	6.61	\$15.34	\$17.86	\$27.58	\$50.58	\$84.31	\$31,904	\$37,141	\$57,368	\$105,207	\$175,361
41-3041	Travel agents	570	20.74	\$20.03	\$41,654	5.47	\$12.29	\$15.36	\$18.34	\$24.95	\$31.04	\$25,572	\$31,956	\$38,144	\$51,895	\$64,560
41-3098	Sales representatives of services, except advertising, insurance, travel, and financial services	1,620	9.62	\$24.32	\$50,591	10.34	\$10.05	\$11.42	\$21.09	\$33.82	\$44.65	\$20,909	\$23,749	\$43,857	\$70,344	\$92,871
41-3099	Sales representatives, services, all other	9,640	5.01	\$32.44	\$67,485	3.61	\$12.58	\$18.21	\$27.07	\$40.44	\$58.70	\$26,166	\$37,871	\$56,306	\$84,105	\$122,101
41-4011	Sales representatives, wholesale and manufacturing, technical and scientific products	3,620	10.10	\$41.61	\$86,542	5.75	\$19.30	\$26.79	\$37.82	\$52.17	\$67.84	\$40,137	\$55,733	\$78,663	\$108,512	\$141,110
41-4012	Sales representatives, wholesale and manufacturing, except technical and scientific products	22,210	4.38	\$33.60	\$69,883	3.15	\$13.49	\$18.71	\$27.82	\$41.02	\$60.94	\$28,069	\$38,921	\$57,875	\$85,318	\$126,753
41-9011	Demonstrators and product promoters	410	46.28	\$13.27	\$27,603	8.01	\$10.18	\$10.90	\$12.07	\$13.89	\$16.62	\$21,168	\$22,682	\$25,114	\$28,892	\$34,569
41-9021	Real estate brokers	960	31.90	\$39.79	\$82,772	23.22	\$13.89	\$17.79	\$21.90	\$51.97	#	\$28,894	\$37,004	\$45,553	\$108,096	#
41-9022	Real estate sales agents	1,730	21.74	\$22.34	\$46,475	7.53	\$8.98	\$12.69	\$22.33	\$28.52	\$36.61	\$18,685	\$26,396	\$46,446	\$59,328	\$76,152
41-9031	Sales engineers	720	12.02	\$45.85	\$95,378	3.67	\$26.42	\$33.75	\$45.91	\$55.46	\$67.13	\$54,952	\$70,205	\$95,492	\$115,360	\$139,629
41-9041	Telemarketers	2,890	16.14	\$13.07	\$27,186	5.20	\$8.32	\$9.41	\$12.51	\$14.69	\$17.86	\$17,307	\$19,564	\$30,546	\$37,143	\$47,143
41-9099	Sales and related workers, all other	1,480	10.89	\$17.54	\$36,475	3.33	\$9.89	\$12.25	\$15.67	\$21.41	\$27.12	\$20,574	\$25,480	\$32,589	\$44,538	\$56,417
43-0000	Office and administrative support	202,650	1.39	\$18.06	\$37,569	0.55	\$10.12	\$12.97	\$16.98	\$22.18	\$27.34	\$21,053	\$26,970	\$35,317	\$46,143	\$56,859
43-1011	First-line supervisors/managers of office and administrative support workers	11,200	2.65	\$27.61	\$57,429	0.94	\$16.54	\$20.77	\$26.39	\$33.38	\$41.19	\$34,393	\$43,212	\$54,881	\$69,428	\$85,670
43-2011	Switchboard operators, including answering service	1,200	15.96	\$15.04	\$31,284	4.01	\$10.17	\$11.59	\$13.72	\$17.19	\$22.26	\$21,161	\$24,099	\$28,531	\$35,747	\$46,306
43-3011	Bill and account collectors	2,870	6.49	\$17.39	\$36,168	1.97	\$12.31	\$14.42	\$16.80	\$19.80	\$23.79	\$25,610	\$29,989	\$34,953	\$41,192	\$49,476
43-3021	Billing and posting clerks and machine operators	3,710	10.65	\$18.20	\$37,862	2.46	\$12.53	\$15.34	\$17.54	\$21.28	\$25.79	\$26,068	\$31,900	\$36,483	\$44,263	\$53,653
43-3031	Bookkeeping, accounting, and auditing clerks	17,470	4.12	\$17.99	\$37,410	1.27	\$9.58	\$13.47	\$17.40	\$22.06	\$27.02	\$19,933	\$28,014	\$36,193	\$45,878	\$56,210
43-3041	Gaming cage workers	230	16.05	\$15.08	\$31,360	1.54	\$12.22	\$13.09	\$14.54	\$17.02	\$18.90	\$25,416	\$27,226	\$30,242	\$35,399	\$39,306
43-3051	Payroll and timekeeping clerks	1,310	6.89	\$21.72	\$45,183	1.63	\$15.80	\$18.50	\$21.38	\$25.15	\$28.46	\$32,872	\$38,489	\$44,468	\$52,318	\$59,194
43-3061	Procurement clerks	520	8.13	\$21.72	\$45,172	3.28	\$13.69	\$18.07	\$22.01	\$26.02	\$29.15	\$28,471	\$37,582	\$45,782	\$54,117	\$60,628
43-3071	Tellers	3,980	5.07	\$13.51	\$28,100	3.35	\$10.10	\$10.92	\$12.46	\$14.61	\$18.66	\$21,003	\$22,723	\$25,917	\$30,393	\$38,820
43-3099	Financial clerks, all other	360	10.36	\$19.02	\$39,561	1.94	\$13.34	\$16.11	\$18.94	\$22.11	\$25.47	\$27,750	\$33,501	\$39,394	\$45,989	\$52,979
43-4011	Brokerage clerks	850	12.84	\$23.30	\$48,461	4.52	\$14.92	\$18.07	\$22.33	\$28.71	\$33.86	\$31,025	\$37,591	\$46,449	\$59,725	\$70,432
43-4021	Correspondence clerks	80	21.53	\$20.76	\$43,185	2.87	\$16.18	\$18.58	\$20.52	\$22.46	\$26.18	\$33,658	\$38,641	\$42,689	\$46,715	\$54,458
43-4031	Court, municipal, and license clerks	1,900	2.22	\$18.85	\$39,218	1.38	\$13.64	\$15.79	\$18.26	\$21.81	\$25.62	\$28,361	\$32,838	\$37,982	\$44,371	\$53,292
43-4041	Credit authorizers, checkers, and clerks	230	27.79	\$19.24	\$40,010	3.66	\$11.86	\$14.90	\$18.12	\$23.98	\$27.99	\$24,664	\$30,990	\$37,685	\$49,870	\$58,210
43-4051	Customer service representatives	28,000	5.50	\$16.71	\$34,751	1.89	\$10.25	\$12.42	\$15.39	\$20.11	\$24.90	\$21,324	\$25,835	\$32,001	\$41,839	\$51,782
43-4061	Eligibility interviewers, government programs	1,570	2.73	\$21.62	\$44,962	2.05	\$15.95	\$18.02	\$21.44	\$24.85	\$27.93	\$33,186	\$37,472	\$44,598	\$51,691	\$58,093
43-4071	File clerks	1,260	12.21	\$14.98	\$31,151	3.34	\$8.52	\$10.82	\$14.70	\$18.18	\$22.23	\$17,724	\$22,509	\$30,579	\$37,807	\$46,238
43-4081	Hotel, motel, and resort desk clerks	1,660	7.43	\$11.14	\$23,179	4.88	\$8.18	\$8.99	\$11.06	\$13.21	\$14.39	\$17,013	\$18,696	\$22,999	\$27,483	\$29,935
43-4111	Interviewers, except eligibility and loan	1,720	9.93	\$16.19	\$33,675	1.90	\$8.94	\$13.24	\$16.32	\$19.23	\$22.34	\$18,600	\$27,542	\$33,956	\$40,001	\$46,474
43-4121	Library assistants, clerical	510	5.13	\$11.46	\$23,828	4.64	\$8.17	\$8.98	\$10.64	\$13.55	\$16.74	\$17,004	\$18,672	\$22,132	\$28,190	\$34,812
43-4131	Loan interviewers and clerks	1,700	18.23	\$21.47	\$44,658	3.35	\$13.79	\$17.33	\$20.96	\$25.32	\$30.10	\$28,686	\$36,039	\$43,588	\$52,675	\$62,604
43-4141	New accounts clerks	260	20.35	\$17.43	\$36,260	4.65	\$12.83	\$14.62	\$16.80	\$20.08	\$23.62	\$26,687	\$30,400	\$34,946	\$41,762	\$49,126
43-4151	Order clerks	2,140	29.47	\$16.19	\$33,684	4.28	\$11.52	\$12.63	\$14.39	\$18.53	\$25.02	\$23,956	\$26,273	\$29,929	\$38,548	\$52,044

Data unavailable

Occupational Code	Occupational Title	Employment Estimate	Employment Percentage Relative Standard Error	Average Hourly Wage	Average Annual Wage	Wage Percentage Relative Standard Error	10th Percentile (Hourly)	25th Percentile (Hourly)	50th Percentile (Hourly)	75th Percentile (Hourly)	90th Percentile (Hourly)	10th Percentile (Annual)	25th Percentile (Annual)	50th Percentile (Annual)	75th Percentile (Annual)	90th Percentile (Annual)
43-4161	Human resources assistants, except payroll and timekeeping	1,360	3.39	\$19.99	\$41,579	1.14	\$13.75	\$16.67	\$20.11	\$23.36	\$26.93	\$28,595	\$34,683	\$41,834	\$48,583	\$56,024
43-4171	Receptionists and information clerks	10,320	4.99	\$14.49	\$30,147	2.07	\$8.94	\$11.16	\$14.05	\$17.32	\$21.06	\$18,594	\$23,207	\$29,224	\$36,034	\$43,810
43-4181	Reservation and transportation ticket agents and travel clerks	2,060	15.77	\$15.91	\$33,096	5.75	\$10.07	\$11.24	\$14.23	\$20.80	\$23.15	\$20,956	\$23,388	\$29,604	\$43,267	\$48,151
43-4199	Information and record clerks, all other	3,940	7.33	\$19.57	\$40,709	1.34	\$13.33	\$15.73	\$18.86	\$22.69	\$26.60	\$27,731	\$32,724	\$39,223	\$47,192	\$55,327
43-5011	Cargo and freight agents	380	19.04	\$23.47	\$48,812	6.59	\$14.93	\$17.79	\$22.32	\$30.63	\$34.27	\$31,064	\$37,004	\$46,425	\$63,700	\$71,275
43-5021	Couriers and messengers	810	14.37	\$17.78	\$36,977	5.09	\$12.17	\$13.93	\$17.01	\$21.42	\$26.20	\$25,318	\$28,971	\$35,374	\$44,548	\$54,490
43-5031	Police, fire, and ambulance dispatchers	1,080	19.98	\$22.39	\$46,564	1.32	\$16.95	\$19.48	\$22.11	\$25.78	\$28.32	\$35,260	\$40,524	\$45,985	\$53,626	\$58,914
43-5032	Dispatchers, except police, fire, and ambulance	1,460	8.15	\$20.14	\$41,890	2.45	\$11.73	\$14.71	\$20.13	\$24.87	\$28.69	\$24,395	\$30,592	\$41,870	\$51,730	\$59,680
43-5041	Meter readers, utilities	160	30.83	\$24.46	\$50,879	4.08	\$16.22	\$20.65	\$24.87	\$27.87	\$32.95	\$33,748	\$42,947	\$51,720	\$57,965	\$68,533
43-5051	Postal service clerks	510	0.00	\$24.68	\$51,333	2.07	\$23.80	\$25.52	\$25.52	\$25.53	\$25.54	\$49,511	\$53,085	\$53,092	\$53,099	\$53,119
43-5052	Postal service mail carriers	2,360	0.00	\$26.14	\$54,370	1.81	\$22.16	\$26.07	\$27.16	\$27.17	\$27.55	\$46,083	\$54,225	\$56,499	\$56,509	\$57,297
43-5053	Postal service mail sorters, processors, and processing machine operators	1,930	0.00	\$23.85	\$49,609	3.10	\$14.61	\$25.18	\$25.52	\$25.53	\$25.98	\$30,383	\$52,365	\$53,086	\$53,099	\$54,031
43-5061	Production, planning, and expediting clerks	1,670	9.97	\$23.77	\$49,441	1.47	\$15.53	\$18.38	\$24.20	\$28.02	\$33.38	\$32,312	\$38,231	\$50,334	\$58,273	\$69,426
43-5071	Shipping, receiving, and traffic clerks	5,670	8.78	\$15.29	\$31,801	1.22	\$10.09	\$12.05	\$14.23	\$18.00	\$22.25	\$20,984	\$25,057	\$29,608	\$37,441	\$46,273
43-5081	Stock clerks and order fillers	17,590	3.41	\$12.68	\$26,384	1.97	\$8.28	\$9.24	\$11.52	\$15.45	\$18.52	\$17,225	\$19,226	\$23,958	\$32,140	\$38,513
43-5111	Weighers, measurers, checkers, and samplers, recordkeeping	240	20.59	\$15.31	\$31,845	2.42	\$10.06	\$11.05	\$13.88	\$18.91	\$22.91	\$20,933	\$22,974	\$28,864	\$39,326	\$47,655
43-6011	Executive secretaries and administrative assistants	9,020	4.24	\$25.26	\$52,542	1.76	\$16.89	\$20.03	\$24.33	\$28.99	\$35.46	\$35,129	\$41,672	\$50,596	\$60,295	\$73,749
43-6012	Legal secretaries	2,160	8.82	\$24.49	\$50,942	3.56	\$14.90	\$17.82	\$25.47	\$30.39	\$34.42	\$31,002	\$37,064	\$52,968	\$63,218	\$71,603
43-6013	Medical secretaries	4,120	10.17	\$16.70	\$34,727	2.26	\$12.39	\$14.17	\$16.46	\$18.59	\$21.93	\$25,763	\$29,474	\$34,242	\$38,677	\$45,624
43-6014	Secretaries, except legal, medical, and executive	29,620	2.78	\$17.70	\$36,812	0.78	\$11.25	\$13.93	\$17.42	\$21.44	\$25.25	\$23,406	\$28,980	\$36,243	\$44,587	\$52,525
43-9011	Computer operators	370	9.66	\$21.14	\$43,967	2.10	\$15.06	\$17.42	\$20.75	\$24.61	\$28.59	\$31,321	\$36,239	\$43,166	\$51,193	\$59,475
43-9021	Data entry keyers	1,760	13.84	\$16.88	\$35,118	6.86	\$10.27	\$12.59	\$15.91	\$18.70	\$27.70	\$21,354	\$26,189	\$33,094	\$38,901	\$57,615
43-9022	Word processors and typists	370	7.70	\$19.60	\$40,763	3.51	\$14.44	\$15.92	\$19.18	\$23.10	\$26.98	\$30,035	\$33,110	\$39,897	\$48,055	\$56,115
43-9031	Desktop publishers	260	30.08	\$19.17	\$39,864	6.00	\$12.90	\$15.64	\$18.56	\$22.43	\$27.09	\$26,839	\$32,531	\$38,600	\$46,662	\$56,343
43-9041	Insurance claims and policy processing clerks	1,770	15.48	\$21.17	\$44,028	2.89	\$15.40	\$17.53	\$20.90	\$24.85	\$28.03	\$32,035	\$36,456	\$43,467	\$51,698	\$58,293
43-9051	Mail clerks and mail machine operators, except postal service	760	23.29	\$16.15	\$33,593	1.47	\$11.68	\$13.60	\$16.13	\$18.47	\$21.35	\$24,289	\$28,289	\$33,553	\$38,416	\$44,405
43-9061	Office clerks, general	14,450	5.06	\$17.00	\$35,365	1.97	\$9.95	\$12.36	\$15.62	\$20.06	\$26.77	\$20,690	\$25,707	\$32,499	\$41,735	\$55,679
43-9071	Office machine operators, except computer	790	17.89	\$14.61	\$30,383	1.81	\$10.60	\$12.29	\$14.16	\$16.74	\$18.72	\$22,047	\$25,562	\$29,459	\$34,822	\$38,936
43-9081	Proofreaders and copy markers	30	31.42	\$17.50	\$36,400	3.49	\$12.41	\$14.89	\$17.05	\$20.08	\$23.44	\$25,814	\$30,976	\$35,462	\$41,757	\$48,749
43-9111	Statistical assistants	#	#	\$21.89	\$45,540	2.10	\$13.59	\$19.24	\$23.05	\$26.06	\$27.92	\$28,269	\$40,027	\$47,934	\$54,208	\$58,074
43-9199	Office and administrative support workers, all other	980	12.87	\$16.71	\$34,752	3.13	\$9.85	\$12.80	\$15.36	\$19.84	\$24.67	\$20,493	\$26,634	\$31,950	\$41,277	\$51,306
45-0000	Farming, fishing, and forestry	1,240	26.56	\$13.08	\$27,199	3.44	\$8.52	\$9.90	\$12.37	\$14.44	\$18.66	\$17,714	\$20,600	\$25,736	\$30,027	\$38,810
45-1011	First-line supervisors/managers of farming, fishing, and forestry workers	50	23.82	\$22.91	\$47,657	5.61	\$11.73	\$17.67	\$22.74	\$27.60	\$34.96	\$24,405	\$36,761	\$47,298	\$57,398	\$72,723
45-2011	Agricultural inspectors	20	0.00	\$22.84	\$47,508	2.26	\$15.95	\$18.06	\$21.12	\$26.11	\$34.16	\$33,171	\$37,570	\$43,924	\$54,312	\$71,042
45-2092	Farmworkers and laborers, crop, nursery, and greenhouse	1,030	31.48	\$12.14	\$25,247	2.29	\$8.41	\$9.63	\$12.07	\$13.85	\$15.86	\$17,488	\$20,021	\$25,115	\$28,803	\$32,979
45-2093	Farmworkers, farm and ranch animals	100	44.97	\$12.86	\$26,742	12.92	\$8.88	\$9.90	\$11.33	\$16.39	\$17.82	\$18,466	\$20,585	\$23,557	\$34,101	\$37,067
47-0000	Construction and extraction	50,030	2.68	\$21.30	\$44,307	1.27	\$12.46	\$15.33	\$19.50	\$26.23	\$33.16	\$25,920	\$31,876	\$40,562	\$54,566	\$68,970
47-1011	First-line supervisors/managers of construction trades and extraction workers	5,110	5.65	\$31.79	\$66,114	1.65	\$19.89	\$24.57	\$30.42	\$38.10	\$45.95	\$41,372	\$51,115	\$63,280	\$79,254	\$95,573
47-2021	Brickmasons and blockmasons	680	24.86	\$23.14	\$48,129	7.87	\$13.91	\$19.36	\$24.08	\$27.54	\$30.69	\$28,937	\$40,262	\$50,083	\$57,282	\$63,838
47-2031	Carpenters	5,680	10.34	\$18.83	\$39,175	4.06	\$12.36	\$13.90	\$18.65	\$23.00	\$27.11	\$25,700	\$28,912	\$38,789	\$47,839	\$56,390
47-2041	Carpet installers	180	49.28	\$20.74	\$43,138	6.28	\$11.46	\$16.45	\$21.67	\$25.71	\$27.89	\$23,834	\$34,211	\$45,072	\$53,468	\$58,019

Data unavailable

Occupational Code	Occupational Title	Employment Estimate	Employment Percentage Relative Standard Error	Average Hourly Wage	Average Annual Wage	Wage Percentage Relative Standard Error	10th Percentile (Hourly)	25th Percentile (Hourly)	50th Percentile (Hourly)	75th Percentile (Hourly)	90th Percentile (Hourly)	10th Percentile (Annual)	25th Percentile (Annual)	50th Percentile (Annual)	75th Percentile (Annual)	90th Percentile (Annual)
47-2044	Tile and marble setters	410	38.00	\$20.84	\$43,350	8.35	\$9.24	\$12.81	\$17.41	\$27.47	\$39.90	\$19,218	\$26,636	\$36,217	\$57,145	\$83,000
47-2051	Cement masons and concrete finishers	2,050	13.59	\$17.81	\$37,040	3.65	\$10.97	\$14.60	\$17.22	\$21.14	\$25.40	\$22,822	\$30,374	\$35,813	\$43,962	\$52,825
47-2061	Construction laborers	7,990	8.88	\$15.34	\$31,908	1.99	\$10.27	\$12.47	\$15.04	\$17.63	\$20.80	\$21,366	\$25,928	\$31,290	\$36,666	\$43,258
47-2071	Paving, surfacing, and tamping equipment operators	390	21.37	\$16.68	\$34,687	6.25	\$10.76	\$12.74	\$16.28	\$20.48	\$22.74	\$22,385	\$26,494	\$33,872	\$42,603	\$47,301
47-2073	Operating engineers and other construction equipment operators	2,660	14.14	\$22.24	\$46,250	2.89	\$15.77	\$17.93	\$21.60	\$25.81	\$28.89	\$32,792	\$37,291	\$44,932	\$53,695	\$60,087
47-2081	Drywall and ceiling tile installers	1,570	8.61	\$18.95	\$39,420	5.35	\$11.61	\$15.47	\$17.97	\$23.12	\$26.97	\$24,143	\$32,171	\$37,373	\$48,083	\$56,107
47-2082	Tapers	470	45.62	\$19.67	\$40,906	2.61	\$15.15	\$16.75	\$19.33	\$21.63	\$23.35	\$31,515	\$34,840	\$40,209	\$44,987	\$48,564
47-2111	Electricians	6,640	9.17	\$24.24	\$50,423	3.58	\$13.79	\$17.17	\$24.47	\$30.34	\$35.39	\$28,676	\$35,706	\$50,906	\$63,117	\$73,605
47-2121	Glaziers	570	34.72	\$24.18	\$50,294	6.57	\$15.59	\$17.84	\$24.28	\$30.47	\$34.20	\$32,427	\$37,100	\$50,504	\$63,370	\$71,139
47-2131	Insulation workers, floor, ceiling, and wall	180	41.09	\$13.46	\$28,006	2.92	\$8.73	\$10.25	\$12.90	\$16.29	\$18.46	\$18,163	\$21,311	\$26,823	\$33,874	\$38,402
47-2132	Insulation workers, mechanical	310	33.25	\$17.30	\$35,987	1.94	\$12.34	\$13.83	\$16.19	\$18.63	\$24.89	\$25,670	\$28,774	\$33,683	\$38,748	\$51,781
47-2141	Painters, construction and maintenance	1,490	7.81	\$17.59	\$36,589	3.36	\$12.96	\$15.37	\$17.38	\$20.16	\$22.48	\$26,957	\$31,970	\$36,142	\$41,926	\$46,749
47-2151	Pipelayers	690	25.92	\$19.07	\$39,656	5.46	\$13.21	\$15.24	\$18.08	\$22.05	\$27.07	\$27,472	\$31,692	\$37,610	\$45,863	\$56,296
47-2152	Plumbers, pipefitters, and steamfitters	3,230	8.42	\$22.78	\$47,379	3.92	\$14.88	\$17.32	\$22.67	\$27.10	\$32.34	\$30,958	\$36,021	\$47,162	\$56,376	\$67,266
47-2161	Plasterers and stucco masons	#	#	\$13.41	\$27,890	10.43	\$10.14	\$11.34	\$13.22	\$15.39	\$17.26	\$21,089	\$23,585	\$27,507	\$32,021	\$35,908
47-2181	Roofers	1,340	13.42	\$20.04	\$41,683	7.99	\$12.90	\$15.53	\$18.48	\$22.94	\$31.31	\$26,841	\$32,300	\$38,436	\$47,713	\$65,126
47-2211	Sheet metal workers	1,090	26.31	\$26.06	\$54,205	5.99	\$15.64	\$19.92	\$27.41	\$32.91	\$35.50	\$32,524	\$41,443	\$57,005	\$68,443	\$73,840
47-2221	Structural iron and steel workers	350	35.35	\$21.24	\$44,182	2.72	\$15.31	\$16.74	\$19.67	\$24.73	\$29.24	\$31,851	\$34,828	\$40,922	\$51,446	\$60,824
47-3011	Helpers--brickmasons, blockmasons, stonemasons, and tile and marble setters	40	48.00	\$15.22	\$31,668	3.03	\$12.40	\$13.37	\$15.04	\$17.06	\$18.28	\$25,797	\$27,818	\$31,276	\$35,486	\$38,012
47-3012	Helpers--carpenters	70	24.02	\$15.43	\$32,093	5.61	\$9.98	\$12.05	\$14.65	\$18.21	\$22.31	\$20,763	\$25,073	\$30,475	\$37,867	\$46,414
47-3013	Helpers--electricians	260	20.39	\$15.65	\$32,552	3.94	\$10.33	\$12.84	\$15.49	\$17.94	\$21.74	\$21,496	\$26,708	\$32,209	\$37,320	\$45,220
47-3014	Helpers--painters, paperhangers, plasterers, and stucco masons	#	#	\$11.85	\$24,647	15.09	\$9.55	\$9.99	\$10.73	\$11.47	\$17.24	\$19,857	\$20,782	\$22,323	\$23,865	\$35,853
47-3015	Helpers--pipelayers, plumbers, pipefitters, and steamfitters	#	#	\$14.25	\$29,642	12.44	\$8.46	\$10.58	\$15.78	\$17.22	\$18.08	\$17,600	\$21,998	\$32,822	\$35,811	\$37,605
47-3016	Helpers--roofers	200	28.98	\$13.94	\$29,000	4.60	\$11.30	\$12.32	\$13.55	\$15.09	\$17.75	\$23,505	\$25,623	\$28,191	\$31,384	\$36,929
47-3019	Helpers, construction trades, all other	#	#	\$15.29	\$31,795	10.28	\$10.11	\$11.23	\$16.00	\$17.59	\$18.55	\$21,030	\$23,353	\$33,287	\$36,596	\$38,581
47-4011	Construction and building inspectors	620	9.78	\$30.10	\$62,607	2.64	\$19.96	\$24.70	\$29.72	\$35.21	\$42.20	\$41,520	\$51,382	\$61,822	\$73,234	\$87,772
47-4021	Elevator installers and repairers	210	22.97	\$32.90	\$68,441	4.83	\$17.26	\$26.13	\$36.69	\$41.15	\$43.83	\$35,902	\$54,349	\$76,309	\$85,598	\$91,172
47-4041	Hazardous materials removal workers	580	21.85	\$17.50	\$36,408	2.33	\$13.57	\$15.28	\$17.01	\$19.14	\$22.12	\$28,217	\$31,787	\$35,388	\$39,801	\$46,015
47-4051	Highway maintenance workers	850	5.73	\$20.84	\$43,338	1.78	\$16.34	\$18.80	\$20.73	\$22.66	\$26.39	\$33,991	\$39,098	\$43,119	\$47,140	\$54,886
47-4071	Septic tank servicers and sewer pipe cleaners	320	30.08	\$18.69	\$38,881	6.83	\$11.08	\$14.31	\$17.72	\$24.51	\$27.28	\$23,041	\$29,754	\$36,848	\$50,977	\$56,752
47-4099	Construction and related workers, all other	430	33.01	\$16.89	\$35,140	7.78	\$11.84	\$13.94	\$16.43	\$18.84	\$23.26	\$24,630	\$28,992	\$34,164	\$39,195	\$48,381
47-5012	Rotary drill operators, oil and gas	480	28.52	\$30.49	\$63,410	3.69	\$18.26	\$24.18	\$30.37	\$34.53	\$40.19	\$37,982	\$50,284	\$63,171	\$71,823	\$83,603
47-5013	Service unit operators, oil, gas, and mining	#	#	\$22.24	\$46,253	5.92	\$13.40	\$16.14	\$19.80	\$26.67	\$32.60	\$27,872	\$33,573	\$41,178	\$55,470	\$67,809
47-5021	Earth drillers, except oil and gas	360	42.01	\$20.10	\$41,800	9.06	\$15.16	\$16.59	\$19.35	\$23.88	\$26.88	\$31,542	\$34,515	\$40,254	\$49,661	\$55,914
47-5041	Continuous mining machine operators	150	8.09	\$23.34	\$48,538	3.78	\$19.38	\$20.89	\$23.42	\$26.50	\$28.36	\$40,310	\$43,459	\$48,706	\$55,128	\$58,982
47-5071	Roustabouts, oil and gas	640	45.84	\$19.67	\$40,918	4.09	\$13.99	\$15.61	\$17.51	\$23.21	\$30.34	\$29,107	\$32,468	\$36,426	\$48,268	\$63,110
47-5081	Helpers--extraction workers	160	44.00	\$18.22	\$37,889	5.83	\$15.06	\$15.86	\$17.20	\$18.54	\$25.57	\$31,317	\$32,988	\$35,773	\$38,557	\$53,194
49-0000	Installation, maintenance, and repair	45,920	2.92	\$22.31	\$46,398	1.10	\$11.35	\$15.52	\$21.35	\$28.34	\$34.70	\$23,611	\$32,275	\$44,399	\$58,940	\$72,181
49-1011	First-line supervisors/managers of mechanics, installers, and repairers	3,410	5.35	\$32.73	\$68,077	1.91	\$20.81	\$25.37	\$30.95	\$38.71	\$45.44	\$43,289	\$52,771	\$64,371	\$80,524	\$94,507
49-2011	Computer, automated teller, and office machine repairers	1,300	13.42	\$19.38	\$40,315	4.19	\$11.49	\$13.87	\$18.43	\$24.32	\$28.92	\$23,909	\$28,856	\$38,340	\$50,581	\$60,158
49-2021	Radio mechanics	200	41.90	\$20.56	\$42,760	14.71	\$10.00	\$10.97	\$21.45	\$28.10	\$33.15	\$20,800	\$22,825	\$44,620	\$58,448	\$68,948
49-2022	Telecommunications equipment installers and repairers, except line installers	2,950	9.81	\$29.09	\$60,502	2.14	\$18.27	\$25.69	\$30.86	\$33.80	\$35.56	\$37,995	\$53,432	\$64,182	\$70,299	\$73,969

Data unavailable

Occupational Code	Occupational Title	Employment Estimate	Employment Percentage Relative Standard Error	Average Hourly Wage	Average Annual Wage	Wage Percentage Relative Standard Error	10th Percentile (Hourly)	25th Percentile (Hourly)	50th Percentile (Hourly)	75th Percentile (Hourly)	90th Percentile (Hourly)	10th Percentile (Annual)	25th Percentile (Annual)	50th Percentile (Annual)	75th Percentile (Annual)	90th Percentile (Annual)
49-2091	Avionics technicians	210	38.15	\$26.34	\$54,792	4.17	\$15.21	\$21.28	\$27.77	\$32.50	\$35.10	\$31,628	\$44,263	\$57,753	\$67,592	\$73,003
49-2092	Electric motor, power tool, and related repairers	150	47.87	\$14.51	\$30,185	14.91	\$9.94	\$10.73	\$15.25	\$17.44	\$18.78	\$20,677	\$22,326	\$31,724	\$36,268	\$39,060
49-2093	Electrical and electronics installers and repairers, transportation equipment	#	#	\$24.16	\$50,258	3.48	\$15.64	\$18.93	\$25.31	\$28.40	\$32.17	\$32,524	\$39,380	\$52,636	\$59,063	\$66,920
49-2094	Electrical and electronics repairers, commercial and industrial equipment	690	23.08	\$26.61	\$55,346	4.43	\$18.54	\$21.53	\$26.61	\$31.54	\$35.70	\$38,564	\$44,790	\$55,357	\$65,596	\$74,248
49-2095	Electrical and electronics repairers, powerhouse, substation, and relay	140	22.38	\$31.83	\$66,200	8.31	\$21.02	\$25.72	\$31.97	\$39.33	\$43.29	\$43,727	\$53,505	\$66,498	\$81,803	\$90,052
49-2096	Electronic equipment installers and repairers, motor vehicles	110	4.01	\$17.24	\$35,850	4.16	\$12.52	\$14.73	\$17.34	\$20.29	\$22.35	\$26,050	\$30,633	\$36,061	\$42,199	\$46,482
49-2097	Electronic home entertainment equipment installers and repairers	390	31.29	\$17.23	\$35,847	6.85	\$10.69	\$12.94	\$17.00	\$21.03	\$23.04	\$22,226	\$26,925	\$35,354	\$43,735	\$47,921
49-2098	Security and fire alarm systems installers	380	21.85	\$24.63	\$51,221	3.76	\$15.56	\$19.03	\$25.13	\$30.18	\$34.25	\$32,369	\$39,583	\$52,264	\$62,770	\$71,241
49-3011	Aircraft mechanics and service technicians	1,330	23.66	\$30.62	\$63,694	3.69	\$18.49	\$26.57	\$31.94	\$35.69	\$40.79	\$38,459	\$55,257	\$66,440	\$74,234	\$84,834
49-3021	Automotive body and related repairers	1,380	18.42	\$17.66	\$36,724	9.02	\$8.34	\$9.38	\$18.47	\$23.54	\$28.91	\$17,338	\$19,507	\$38,416	\$48,967	\$60,134
49-3022	Automotive glass installers and repairers	#	#	\$17.01	\$35,388	10.93	\$12.55	\$13.99	\$16.79	\$20.29	\$22.15	\$26,110	\$29,105	\$34,913	\$42,197	\$46,078
49-3023	Automotive service technicians and mechanics	5,840	8.19	\$19.18	\$39,888	2.81	\$10.23	\$12.69	\$17.84	\$23.91	\$30.50	\$21,280	\$26,390	\$37,117	\$49,724	\$63,434
49-3031	Bus and truck mechanics and diesel engine specialists	3,090	10.43	\$21.56	\$44,854	2.48	\$13.38	\$17.21	\$21.32	\$26.05	\$30.21	\$27,835	\$35,800	\$44,336	\$54,185	\$62,840
49-3041	Farm equipment mechanics	#	#	\$20.12	\$41,855	2.98	\$16.30	\$18.34	\$20.36	\$22.16	\$23.23	\$33,899	\$38,139	\$42,358	\$46,088	\$48,326
49-3042	Mobile heavy equipment mechanics, except engines	1,380	13.02	\$24.94	\$51,873	1.56	\$19.30	\$21.34	\$24.89	\$28.38	\$32.36	\$40,138	\$44,394	\$51,776	\$59,038	\$67,304
49-3043	Rail car repairers	170	40.01	\$18.44	\$38,351	12.36	\$10.96	\$13.32	\$16.84	\$24.86	\$27.63	\$22,803	\$27,700	\$35,028	\$51,712	\$57,475
49-3051	Motorboat mechanics	#	#	\$15.66	\$32,578	15.00	\$10.29	\$11.43	\$16.12	\$19.22	\$21.34	\$21,400	\$23,769	\$33,523	\$39,978	\$44,383
49-3052	Motorcycle mechanics	110	49.53	\$18.05	\$37,545	4.30	\$10.73	\$12.42	\$14.88	\$22.13	\$28.00	\$22,311	\$25,833	\$30,948	\$46,026	\$58,247
49-3053	Outdoor power equipment and other small engine mechanics	290	28.91	\$17.69	\$36,796	3.06	\$13.18	\$15.52	\$17.09	\$18.90	\$24.71	\$27,412	\$32,280	\$35,551	\$39,310	\$51,390
49-3091	Bicycle repairers	#	#	\$12.63	\$26,273	2.86	\$10.35	\$11.69	\$12.76	\$13.86	\$14.52	\$21,522	\$24,310	\$26,534	\$28,823	\$30,196
49-3093	Tire repairers and changers	1,290	21.13	\$13.09	\$27,224	5.61	\$8.88	\$10.21	\$12.14	\$14.43	\$19.11	\$18,473	\$21,244	\$25,252	\$30,006	\$39,746
49-9011	Mechanical door repairers	50	49.63	\$24.87	\$51,726	4.80	\$17.44	\$20.72	\$25.05	\$28.82	\$33.22	\$36,267	\$43,097	\$52,095	\$59,943	\$69,091
49-9012	Control and valve installers and repairers, except mechanical door	550	17.46	\$32.76	\$68,137	6.70	\$17.65	\$24.27	\$32.50	\$39.37	\$44.97	\$36,709	\$50,479	\$67,603	\$81,890	\$93,530
49-9021	Heating, air conditioning, and refrigeration mechanics and installers	1,940	19.40	\$22.13	\$46,038	3.13	\$14.90	\$18.04	\$21.98	\$26.68	\$29.73	\$30,984	\$37,523	\$45,724	\$55,496	\$61,840
49-9031	Home appliance repairers	230	33.33	\$19.08	\$39,696	10.54	\$10.98	\$13.71	\$17.52	\$24.33	\$29.18	\$22,846	\$28,519	\$36,442	\$50,614	\$60,704
49-9041	Industrial machinery mechanics	2,420	11.23	\$24.58	\$51,117	1.57	\$16.42	\$19.98	\$24.60	\$29.29	\$33.93	\$34,162	\$41,556	\$51,159	\$60,922	\$70,568
49-9043	Maintenance workers, machinery	350	26.49	\$22.09	\$45,947	3.39	\$14.79	\$17.75	\$22.63	\$26.60	\$28.93	\$30,759	\$36,924	\$47,081	\$55,333	\$60,175
49-9044	Millwrights	110	38.93	\$25.76	\$53,581	4.75	\$17.28	\$21.56	\$26.26	\$30.09	\$34.02	\$35,945	\$44,844	\$54,611	\$62,579	\$70,762
49-9051	Electrical power-line installers and repairers	1,150	11.31	\$32.84	\$68,305	2.40	\$20.65	\$25.52	\$35.78	\$40.81	\$43.72	\$42,942	\$53,092	\$74,415	\$84,889	\$90,932
49-9052	Telecommunications line installers and repairers	#	#	\$23.67	\$49,226	10.05	\$14.17	\$17.15	\$21.94	\$31.80	\$35.06	\$29,477	\$35,668	\$45,625	\$66,150	\$72,919
49-9062	Medical equipment repairers	490	26.15	\$21.59	\$44,910	4.66	\$15.06	\$16.71	\$20.32	\$26.32	\$31.32	\$31,315	\$34,756	\$42,272	\$54,751	\$65,146
49-9069	Precision instrument and equipment repairers, all other	30	10.46	\$31.75	\$66,049	3.68	\$23.25	\$29.42	\$32.52	\$35.66	\$40.37	\$48,362	\$61,201	\$67,648	\$74,173	\$83,977
49-9071	Maintenance and repair workers, general	9,580	5.02	\$18.67	\$38,824	1.65	\$10.47	\$13.43	\$17.64	\$22.88	\$28.46	\$21,770	\$27,934	\$36,690	\$47,591	\$59,202
49-9081	Wind turbine service technicians	250	41.37	\$23.68	\$49,254	3.29	\$19.69	\$21.11	\$23.47	\$26.72	\$28.73	\$40,957	\$43,908	\$48,825	\$55,585	\$59,765
49-9091	Coin, vending, and amusement machine servicers and repairers	350	19.32	\$16.20	\$33,699	4.44	\$9.02	\$12.87	\$15.96	\$19.81	\$22.97	\$18,763	\$26,770	\$33,193	\$41,200	\$47,776
49-9094	Locksmiths and safe repairers	160	31.28	\$17.69	\$36,790	11.52	\$8.22	\$9.10	\$18.60	\$24.57	\$27.49	\$17,103	\$18,921	\$38,684	\$51,101	\$57,184
49-9098	Helpers--installation, maintenance, and repair workers	400	14.21	\$15.19	\$31,602	2.72	\$11.66	\$13.18	\$15.52	\$17.40	\$18.57	\$24,259	\$27,412	\$32,276	\$36,200	\$38,623

Data unavailable

Occupational Code	Occupational Title	Employment Estimate	Employment Percentage Relative Standard Error	Average Hourly Wage	Average Annual Wage	Wage Percentage Relative Standard Error	10th Percentile (Hourly)	25th Percentile (Hourly)	50th Percentile (Hourly)	75th Percentile (Hourly)	90th Percentile (Hourly)	10th Percentile (Annual)	25th Percentile (Annual)	50th Percentile (Annual)	75th Percentile (Annual)	90th Percentile (Annual)
49-9099	Installation, maintenance, and repair workers, all other	1,090	21.40	\$18.29	\$38,053	4.88	\$9.94	\$12.52	\$17.01	\$24.66	\$27.98	\$20,668	\$26,048	\$35,381	\$51,292	\$58,209
51-0000	Production	46,260	3.64	\$17.29	\$35,970	1.41	\$9.15	\$11.51	\$15.68	\$21.22	\$28.27	\$19,030	\$23,934	\$32,607	\$44,128	\$58,810
51-1011	First-line supervisors/managers of production and operating workers	2,770	5.26	\$29.95	\$62,288	1.56	\$17.36	\$22.43	\$28.85	\$35.92	\$44.80	\$36,108	\$46,653	\$59,999	\$74,719	\$93,174
51-2011	Aircraft structure, surfaces, rigging, and systems assemblers	60	40.18	\$20.53	\$42,710	8.87	\$15.43	\$17.10	\$19.78	\$22.26	\$31.31	\$32,104	\$35,574	\$41,143	\$46,295	\$65,134
51-2022	Electrical and electronic equipment assemblers	1,690	19.07	\$15.97	\$33,217	4.20	\$9.02	\$11.28	\$14.82	\$18.35	\$24.65	\$18,759	\$23,467	\$30,817	\$38,175	\$51,277
51-2023	Electromechanical equipment assemblers	770	3.76	\$16.83	\$35,000	4.28	\$15.15	\$15.80	\$16.89	\$17.98	\$18.65	\$31,512	\$32,871	\$35,136	\$37,400	\$38,785
51-2031	Engine and other machine assemblers	#	#	\$24.84	\$51,674	4.76	\$15.00	\$17.22	\$22.79	\$32.21	\$39.43	\$31,195	\$35,818	\$47,412	\$66,999	\$82,018
51-2041	Structural metal fabricators and fitters	630	22.83	\$21.79	\$45,318	5.39	\$15.30	\$17.90	\$20.80	\$24.89	\$32.32	\$31,814	\$37,238	\$43,270	\$51,773	\$67,217
51-2092	Team assemblers	3,080	13.22	\$13.67	\$28,426	3.11	\$8.29	\$9.29	\$12.93	\$16.73	\$20.72	\$17,253	\$19,314	\$26,886	\$34,808	\$43,098
51-2099	Assemblers and fabricators, all other	1,590	18.91	\$13.40	\$27,869	1.59	\$9.83	\$11.38	\$13.04	\$14.57	\$17.39	\$20,454	\$23,677	\$27,122	\$30,309	\$36,170
51-3011	Bakers	1,450	13.66	\$12.28	\$25,544	3.88	\$8.30	\$9.29	\$11.91	\$14.42	\$17.99	\$17,270	\$19,333	\$24,773	\$29,990	\$37,418
51-3021	Butchers and meat cutters	1,750	24.55	\$14.24	\$29,616	5.48	\$8.59	\$10.05	\$13.02	\$18.27	\$21.95	\$17,875	\$20,905	\$27,091	\$37,993	\$45,655
51-3022	Meat, poultry, and fish cutters and trimmers	150	46.64	\$10.63	\$22,111	2.20	\$8.85	\$9.84	\$10.63	\$11.43	\$12.54	\$18,402	\$20,457	\$22,115	\$23,773	\$26,074
51-3023	Slaughterers and meat packers	380	17.73	#	#	#	#	#	#	#	#	#	#	#	#	#
51-3091	Food and tobacco roasting, baking, and drying machine operators and tenders	80	42.31	\$17.23	\$35,848	12.63	\$9.03	\$14.99	\$18.84	\$21.02	\$22.36	\$18,773	\$31,189	\$39,195	\$43,730	\$46,511
51-3092	Food batchmakers	820	18.87	\$13.06	\$27,157	6.35	\$8.14	\$8.89	\$12.67	\$15.67	\$20.30	\$16,935	\$18,500	\$26,353	\$32,588	\$42,221
51-3093	Food cooking machine operators and tenders	100	36.64	\$16.75	\$34,833	7.18	\$10.00	\$12.32	\$16.90	\$20.74	\$22.92	\$20,809	\$25,635	\$35,158	\$43,147	\$47,665
51-3099	Food processing workers, all other	470	16.14	\$17.90	\$37,228	8.31	\$9.15	\$14.90	\$19.52	\$21.91	\$23.36	\$19,042	\$31,002	\$40,603	\$45,577	\$48,581
51-4011	Computer-controlled machine tool operators, metal and plastic	560	28.80	\$19.09	\$39,700	5.85	\$12.32	\$14.58	\$18.02	\$23.61	\$27.53	\$25,617	\$30,326	\$37,483	\$49,114	\$57,253
51-4012	Numerical tool and process control programmers	60	29.62	\$24.73	\$51,428	8.35	\$12.25	\$15.20	\$26.24	\$32.11	\$35.60	\$25,482	\$31,614	\$54,579	\$66,790	\$74,044
51-4021	Extruding and drawing machine setters, operators, and tenders, metal and plastic	140	48.10	\$15.69	\$32,644	10.03	\$10.65	\$12.20	\$14.13	\$17.30	\$24.31	\$22,147	\$25,381	\$29,397	\$35,985	\$50,566
51-4022	Forging machine setters, operators, and tenders, metal and plastic	160	19.23	\$18.84	\$39,195	15.88	\$10.79	\$13.50	\$20.54	\$22.99	\$26.31	\$22,434	\$28,084	\$42,723	\$47,810	\$54,729
51-4023	Rolling machine setters, operators, and tenders, metal and plastic	#	#	\$15.62	\$32,489	5.78	\$11.77	\$12.87	\$14.67	\$18.59	\$21.37	\$24,485	\$26,780	\$30,511	\$38,661	\$44,443
51-4031	Cutting, punching, and press machine setters, operators, and tenders, metal and plastic	560	12.75	\$17.58	\$36,562	4.10	\$11.67	\$13.57	\$16.89	\$21.49	\$25.73	\$24,278	\$28,233	\$35,129	\$44,693	\$53,516
51-4033	Grinding, lapping, polishing, and buffing machine tool setters, operators, and tenders, metal and plastic	320	19.21	\$15.00	\$31,205	3.68	\$9.89	\$11.87	\$14.56	\$17.84	\$21.03	\$20,572	\$24,695	\$30,275	\$37,102	\$43,752
51-4034	Lathe and turning machine tool setters, operators, and tenders, metal and plastic	#	#	\$20.33	\$42,289	4.17	\$11.59	\$15.20	\$18.64	\$23.16	\$33.26	\$24,116	\$31,611	\$38,774	\$48,174	\$69,171
51-4035	Milling and planing machine setters, operators, and tenders, metal and plastic	#	#	\$16.83	\$35,008	3.42	\$10.74	\$13.09	\$16.96	\$20.41	\$22.71	\$22,335	\$27,221	\$35,278	\$42,445	\$47,246
51-4041	Machinists	1,890	14.24	\$19.77	\$41,125	3.17	\$11.51	\$14.38	\$19.71	\$24.38	\$28.93	\$23,933	\$29,905	\$40,989	\$50,701	\$60,166
51-4052	Pourers and casters, metal	40	41.71	\$15.59	\$32,437	6.20	\$11.76	\$12.69	\$14.27	\$17.54	\$22.16	\$24,459	\$26,402	\$29,672	\$36,478	\$46,087
51-4071	Foundry mold and coremakers	#	#	\$12.17	\$25,315	5.16	\$9.88	\$10.55	\$11.74	\$13.69	\$14.86	\$20,559	\$21,947	\$24,425	\$28,468	\$30,914
51-4072	Molding, coremaking, and casting machine setters, operators, and tenders, metal and plastic	630	33.43	\$13.63	\$28,355	6.31	\$8.30	\$9.30	\$12.63	\$17.44	\$21.50	\$17,267	\$19,338	\$26,275	\$36,277	\$44,720
51-4081	Multiple machine tool setters, operators, and tenders, metal and plastic	400	15.61	\$18.02	\$37,484	8.20	\$10.26	\$11.47	\$17.53	\$23.67	\$27.28	\$21,334	\$23,853	\$36,459	\$49,236	\$56,735
51-4111	Tool and die makers	180	33.38	\$24.48	\$50,919	4.08	\$16.56	\$19.41	\$23.25	\$30.63	\$33.62	\$34,438	\$40,364	\$48,362	\$63,719	\$69,933
51-4121	Welders, cutters, solderers, and brazers	1,710	12.27	\$18.87	\$39,240	2.39	\$12.89	\$15.67	\$18.04	\$21.84	\$26.51	\$26,821	\$32,601	\$37,518	\$45,436	\$55,140

Data unavailable

Occupational Code	Occupational Title	Employment Estimate	Employment Percentage Relative Standard Error	Average Hourly Wage	Average Annual Wage	Wage Percentage Relative Standard Error	10th Percentile (Hourly)	25th Percentile (Hourly)	50th Percentile (Hourly)	75th Percentile (Hourly)	90th Percentile (Hourly)	10th Percentile (Annual)	25th Percentile (Annual)	50th Percentile (Annual)	75th Percentile (Annual)	90th Percentile (Annual)
51-4122	Welding, soldering, and brazing machine setters, operators, and tenders	240	28.14	\$18.87	\$39,246	12.62	\$9.35	\$11.25	\$17.67	\$24.58	\$32.85	\$19,439	\$23,403	\$36,762	\$51,129	\$68,319
51-4191	Heat treating equipment setters, operators, and tenders, metal and plastic	80	18.78	\$22.19	\$46,145	7.03	\$12.77	\$15.19	\$24.66	\$26.32	\$31.57	\$26,552	\$31,588	\$51,293	\$54,741	\$65,659
51-4193	Plating and coating machine setters, operators, and tenders, metal and plastic	120	24.31	\$14.89	\$30,969	5.41	\$11.98	\$12.67	\$13.83	\$15.82	\$20.50	\$24,912	\$26,356	\$28,761	\$32,911	\$42,641
51-4199	Metal workers and plastic workers, all other	#	#	\$18.54	\$38,560	10.51	\$14.58	\$15.54	\$17.13	\$21.19	\$26.85	\$30,331	\$32,316	\$35,629	\$44,072	\$55,842
51-5111	Prepress technicians and workers	290	24.15	\$17.68	\$36,776	5.66	\$11.48	\$14.83	\$17.18	\$20.56	\$23.32	\$23,878	\$30,849	\$35,726	\$42,761	\$48,497
51-5112	Printing press operators	1,350	11.79	\$17.92	\$37,275	2.73	\$11.52	\$14.12	\$17.13	\$21.44	\$26.42	\$23,968	\$29,368	\$35,635	\$44,602	\$54,959
51-5113	Print binding and finishing workers	830	29.03	\$17.60	\$36,603	10.55	\$9.49	\$11.35	\$14.48	\$21.32	\$33.22	\$19,744	\$23,612	\$30,127	\$44,344	\$69,103
51-6011	Laundry and dry-cleaning workers	1,780	5.65	\$10.63	\$22,106	1.64	\$8.50	\$9.58	\$10.54	\$11.51	\$13.44	\$17,677	\$19,925	\$21,933	\$23,940	\$27,963
51-6021	Pressers, textile, garment, and related materials	500	26.21	\$12.03	\$25,025	5.91	\$9.65	\$10.18	\$11.06	\$13.80	\$17.07	\$20,062	\$21,165	\$23,005	\$28,698	\$35,501
51-6031	Sewing machine operators	940	16.16	\$11.42	\$23,752	4.04	\$8.16	\$8.94	\$11.30	\$13.59	\$15.50	\$16,970	\$18,589	\$23,503	\$28,266	\$32,235
51-6051	Sewers, hand	#	#	\$15.45	\$32,140	4.76	\$10.99	\$14.97	\$16.13	\$17.29	\$17.99	\$22,867	\$31,144	\$33,556	\$35,967	\$37,414
51-6052	Tailors, dressmakers, and custom sewers	550	49.25	\$12.40	\$25,787	8.46	\$8.66	\$10.11	\$12.21	\$14.17	\$16.79	\$18,006	\$21,035	\$25,402	\$29,472	\$34,926
51-6062	Textile cutting machine setters, operators, and tenders	100	42.35	\$15.27	\$31,763	4.87	\$10.92	\$12.95	\$15.68	\$17.54	\$18.83	\$22,708	\$26,933	\$32,622	\$36,493	\$39,156
51-6093	Upholsterers	80	22.37	\$15.94	\$33,152	3.19	\$12.12	\$13.24	\$15.30	\$18.34	\$21.37	\$25,202	\$27,546	\$31,827	\$38,145	\$44,451
51-6099	Textile, apparel, and furnishings workers, all other	#	#	\$18.32	\$38,113	3.33	\$10.22	\$18.40	\$20.01	\$21.61	\$22.58	\$21,256	\$38,275	\$41,628	\$44,959	\$46,957
51-7011	Cabinetmakers and bench carpenters	750	10.53	\$15.46	\$32,166	4.16	\$9.62	\$11.58	\$15.05	\$19.02	\$22.18	\$20,020	\$24,088	\$31,310	\$39,562	\$46,137
51-7021	Furniture finishers	270	24.09	\$16.02	\$33,321	4.38	\$8.77	\$12.29	\$16.26	\$19.76	\$22.50	\$18,246	\$25,570	\$33,823	\$41,102	\$46,791
51-7041	Sawing machine setters, operators, and tenders, wood	40	40.86	\$10.33	\$21,480	11.95	\$7.88	\$8.24	\$8.83	\$12.87	\$15.99	\$16,386	\$17,129	\$18,367	\$26,765	\$33,257
51-7042	Woodworking machine setters, operators, and tenders, except sawing	320	41.41	\$16.55	\$34,420	4.07	\$9.41	\$11.54	\$16.20	\$20.58	\$25.99	\$19,580	\$24,001	\$33,688	\$42,805	\$54,069
51-8013	Power plant operators	280	39.76	\$35.02	\$72,847	4.38	\$29.23	\$31.22	\$34.28	\$38.24	\$44.26	\$60,793	\$64,934	\$71,308	\$79,530	\$92,051
51-8021	Stationary engineers and boiler operators	410	13.41	\$24.38	\$50,718	1.85	\$15.81	\$19.46	\$24.85	\$28.14	\$33.12	\$32,875	\$40,486	\$51,683	\$58,530	\$68,886
51-8031	Water and liquid waste treatment plant and system operators	660	12.64	\$25.19	\$52,385	2.05	\$15.98	\$19.94	\$24.90	\$30.83	\$35.32	\$33,235	\$41,474	\$51,782	\$64,124	\$73,475
51-8091	Chemical plant and system operators	120	41.76	\$24.47	\$50,901	7.92	\$14.57	\$18.31	\$24.45	\$30.85	\$35.10	\$30,299	\$38,094	\$50,849	\$64,162	\$73,009
51-8092	Gas plant operators	#	#	\$35.29	\$73,409	5.74	\$25.63	\$30.24	\$35.81	\$41.46	\$44.74	\$53,309	\$62,896	\$74,479	\$86,246	\$93,049
51-8093	Petroleum pump system operators, refinery operators, and gaugers	330	8.55	\$32.87	\$68,361	3.89	\$24.60	\$29.71	\$33.17	\$36.76	\$42.32	\$51,161	\$61,801	\$69,000	\$76,466	\$88,033
51-8099	Plant and system operators, all other	110	18.13	\$23.71	\$49,325	6.82	\$14.10	\$19.60	\$25.39	\$29.38	\$29.41	\$29,332	\$40,777	\$52,810	\$61,108	\$61,171
51-9011	Chemical equipment operators and tenders	200	28.95	\$18.01	\$37,463	6.27	\$12.16	\$13.48	\$18.53	\$21.63	\$23.90	\$25,295	\$28,048	\$38,551	\$44,994	\$49,720
51-9012	Separating, filtering, clarifying, precipitating, and still machine setters, operators, and tenders	#	#	\$16.96	\$35,273	6.05	\$12.43	\$13.59	\$16.22	\$20.00	\$22.81	\$25,851	\$28,277	\$33,744	\$41,604	\$47,449
51-9021	Crushing, grinding, and polishing machine setters, operators, and tenders	200	22.58	\$18.20	\$37,848	4.31	\$11.11	\$14.78	\$17.36	\$22.37	\$26.84	\$23,119	\$30,736	\$36,099	\$46,536	\$55,828
51-9022	Grinding and polishing workers, hand	190	22.03	\$14.33	\$29,798	6.95	\$8.67	\$10.86	\$13.94	\$17.96	\$21.01	\$18,037	\$22,591	\$29,000	\$37,360	\$43,695
51-9023	Mixing and blending machine setters, operators, and tenders	360	21.04	\$16.43	\$34,173	5.19	\$9.38	\$12.39	\$16.77	\$20.42	\$22.74	\$19,500	\$25,775	\$34,878	\$42,480	\$47,295
51-9031	Cutters and trimmers, hand	20	47.61	\$15.06	\$31,325	3.77	\$11.35	\$13.22	\$15.63	\$17.25	\$18.21	\$23,613	\$27,503	\$32,518	\$35,871	\$37,882
51-9032	Cutting and slicing machine setters, operators, and tenders	130	24.03	\$17.91	\$37,259	3.23	\$12.17	\$14.02	\$17.31	\$21.64	\$25.59	\$25,317	\$29,154	\$36,010	\$45,001	\$53,229
51-9041	Extruding, forming, pressing, and compacting machine setters, operators, and tenders	410	28.70	\$14.65	\$30,471	7.87	\$8.75	\$10.88	\$14.02	\$17.84	\$21.64	\$18,203	\$22,633	\$29,163	\$37,102	\$45,011
51-9051	Furnace, kiln, oven, drier, and kettle operators and tenders	#	#	\$14.64	\$30,455	3.57	\$9.92	\$12.11	\$14.10	\$16.73	\$18.55	\$20,634	\$25,194	\$29,336	\$34,798	\$38,580

Data unavailable

Occupational Code	Occupational Title	Employment Estimate	Employment Percentage Relative Standard Error	Average Hourly Wage	Average Annual Wage	Wage Percentage Relative Standard Error	10th Percentile (Hourly)	25th Percentile (Hourly)	50th Percentile (Hourly)	75th Percentile (Hourly)	90th Percentile (Hourly)	10th Percentile (Annual)	25th Percentile (Annual)	50th Percentile (Annual)	75th Percentile (Annual)	90th Percentile (Annual)
51-9061	Inspectors, testers, sorters, samplers, and weighers	2,190	10.29	\$21.11	\$43,899	1.83	\$12.18	\$15.69	\$20.78	\$26.06	\$29.51	\$25,326	\$32,638	\$43,228	\$54,215	\$61,386
51-9071	Jewelers and precious stone and metal workers	60	32.54	\$19.52	\$40,602	11.83	\$10.29	\$12.96	\$20.39	\$25.67	\$28.10	\$21,404	\$26,952	\$42,412	\$53,402	\$58,446
51-9081	Dental laboratory technicians	410	17.91	\$19.32	\$40,186	4.22	\$11.52	\$14.74	\$17.89	\$22.90	\$29.20	\$23,970	\$30,652	\$37,206	\$47,628	\$60,738
51-9082	Medical appliance technicians	#	#	\$17.18	\$35,734	8.33	\$10.45	\$11.80	\$14.93	\$23.26	\$27.12	\$21,740	\$24,551	\$31,058	\$48,383	\$56,403
51-9083	Ophthalmic laboratory technicians	300	38.14	\$15.59	\$32,428	3.27	\$12.35	\$13.76	\$15.66	\$17.37	\$18.43	\$25,696	\$28,630	\$32,570	\$36,140	\$38,331
51-9111	Packaging and filling machine operators and tenders	1,650	12.13	\$15.70	\$32,659	5.87	\$8.33	\$9.41	\$15.54	\$20.00	\$24.46	\$17,322	\$19,571	\$32,331	\$41,606	\$50,869
51-9121	Coating, painting, and spraying machine setters, operators, and tenders	660	12.40	\$18.61	\$38,707	8.37	\$10.85	\$13.81	\$17.86	\$24.37	\$27.22	\$22,567	\$28,723	\$37,139	\$50,683	\$56,609
51-9122	Painters, transportation equipment	320	25.01	\$28.42	\$59,114	5.82	\$14.19	\$18.82	\$26.90	\$35.01	\$49.46	\$29,510	\$39,151	\$55,954	\$72,818	\$102,867
51-9123	Painting, coating, and decorating workers	100	30.41	\$16.10	\$33,482	3.36	\$12.48	\$14.86	\$16.29	\$17.70	\$18.55	\$25,958	\$30,912	\$33,879	\$36,825	\$38,584
51-9151	Photographic process workers and processing machine operators	210	11.78	\$14.06	\$29,236	2.98	\$8.86	\$10.58	\$13.31	\$16.45	\$18.55	\$18,435	\$22,001	\$27,693	\$34,225	\$38,587
51-9194	Etchers and engravers	40	47.48	\$13.59	\$28,269	2.10	\$10.23	\$11.25	\$13.45	\$15.97	\$17.68	\$21,272	\$23,410	\$27,969	\$33,219	\$36,782
51-9195	Molders, shapers, and casters, except metal and plastic	210	28.83	\$15.18	\$31,582	6.46	\$10.08	\$11.05	\$13.92	\$18.03	\$22.06	\$20,961	\$22,987	\$28,962	\$37,496	\$45,885
51-9196	Paper goods machine setters, operators, and tenders	580	11.31	\$16.63	\$34,595	4.99	\$10.39	\$13.65	\$16.97	\$19.82	\$22.22	\$21,609	\$28,383	\$35,305	\$41,230	\$46,213
51-9198	Helpers--production workers	2,530	19.10	\$12.60	\$26,215	3.44	\$8.29	\$9.25	\$11.98	\$15.25	\$18.26	\$17,234	\$19,249	\$24,908	\$31,719	\$37,980
51-9199	Production workers, all other	1,260	16.38	\$15.57	\$32,388	6.99	\$9.30	\$11.81	\$13.98	\$18.18	\$23.55	\$19,334	\$24,569	\$29,084	\$37,817	\$48,975
53-0000	Transportation and material moving	69,380	3.88	\$17.55	\$36,501	2.89	\$8.94	\$11.24	\$15.52	\$20.87	\$28.61	\$18,596	\$23,373	\$32,276	\$43,404	\$59,505
53-1011	Aircraft cargo handling supervisors	70	11.33	\$22.76	\$47,347	2.78	\$13.26	\$16.46	\$21.85	\$29.73	\$33.95	\$27,573	\$34,232	\$45,450	\$61,843	\$70,610
53-1021	First-line supervisors/managers of helpers, laborers, and material movers, hand	1,120	9.03	\$24.18	\$50,294	3.73	\$13.24	\$16.60	\$23.92	\$29.08	\$35.26	\$27,544	\$34,534	\$49,751	\$60,489	\$73,333
53-1031	First-line supervisors/managers of transportation and material-moving machine and vehicle operators	1,590	6.35	\$28.20	\$58,648	2.06	\$14.62	\$21.43	\$28.42	\$34.68	\$40.19	\$30,404	\$44,573	\$59,107	\$72,141	\$83,589
53-2011	Airline pilots, copilots, and flight engineers	2,350	26.67	#	\$91,744	8.10	#	#	#	#	#	\$38,339	\$76,890	\$95,783	\$112,680	\$129,650
53-2012	Commercial pilots	460	14.58	#	\$81,402	5.44	#	#	#	#	#	\$50,966	\$60,127	\$72,127	\$92,267	\$122,914
53-2021	Air traffic controllers	200	0.00	\$66.22	\$137,743	1.92	\$43.78	\$61.06	\$65.96	\$75.13	\$86.39	\$91,054	\$127,012	\$137,192	\$156,276	\$179,694
53-2022	Airfield operations specialists	#	#	\$26.32	\$54,747	2.51	\$16.99	\$23.99	\$27.23	\$30.44	\$33.01	\$35,333	\$49,900	\$56,629	\$63,320	\$68,654
53-2031	Flight attendants	2,280	30.83	#	\$34,250	3.29	#	#	#	#	#	\$28,244	\$31,986	\$34,448	\$36,911	\$38,633
53-3011	Ambulance drivers and attendants, except emergency medical technicians	20	49.66	\$11.09	\$23,067	2.89	\$9.65	\$10.15	\$10.97	\$11.82	\$13.53	\$20,073	\$21,104	\$22,822	\$24,579	\$28,147
53-3021	Bus drivers, transit and intercity	2,530	13.79	\$15.23	\$31,668	4.74	\$12.20	\$12.99	\$14.31	\$17.41	\$20.70	\$25,369	\$27,014	\$29,756	\$36,215	\$43,060
53-3022	Bus drivers, school	2,340	9.22	\$16.57	\$34,465	2.14	\$11.63	\$14.00	\$16.68	\$19.15	\$21.79	\$24,190	\$29,124	\$34,703	\$39,822	\$45,323
53-3031	Driver/sales workers	4,040	21.43	\$13.13	\$27,312	8.00	\$8.05	\$8.66	\$10.27	\$16.52	\$21.30	\$16,743	\$18,021	\$21,357	\$34,358	\$44,302
53-3032	Truck drivers, heavy and tractor-trailer	12,490	5.27	\$20.42	\$42,481	2.13	\$13.08	\$16.30	\$19.90	\$23.45	\$29.45	\$27,217	\$33,905	\$41,389	\$48,767	\$61,247
53-3033	Truck drivers, light or delivery services	8,210	8.03	\$17.11	\$35,589	5.62	\$9.75	\$11.63	\$15.31	\$21.24	\$28.54	\$20,278	\$24,196	\$31,849	\$44,169	\$59,369
53-3041	Taxi drivers and chauffeurs	950	18.42	\$12.47	\$25,940	5.36	\$8.26	\$9.20	\$11.34	\$15.56	\$17.61	\$17,191	\$19,141	\$23,581	\$32,364	\$36,621
53-3099	Motor vehicle operators, all other	1,010	13.08	\$12.20	\$25,384	5.01	\$8.26	\$9.18	\$10.97	\$14.93	\$18.05	\$17,176	\$19,104	\$22,812	\$31,056	\$37,549
53-6021	Parking lot attendants	1,810	20.74	\$10.68	\$22,218	4.43	\$8.07	\$8.73	\$9.97	\$11.54	\$14.37	\$16,794	\$18,149	\$20,742	\$24,007	\$29,879
53-6031	Service station attendants	920	21.55	\$11.17	\$23,238	5.05	\$8.09	\$8.77	\$10.23	\$12.90	\$16.75	\$16,835	\$18,249	\$21,287	\$26,839	\$34,842
53-6041	Traffic technicians	60	28.59	\$22.80	\$47,429	4.05	\$14.79	\$17.49	\$22.02	\$26.95	\$30.93	\$30,758	\$36,371	\$45,808	\$56,060	\$64,338
53-6051	Transportation inspectors	250	38.23	\$35.12	\$73,047	12.80	\$15.46	\$21.99	\$33.04	\$47.85	\$54.89	\$32,156	\$45,731	\$68,717	\$99,520	\$114,165
53-6061	Transportation attendants, except flight attendants	#	#	\$14.67	\$30,503	5.28	\$10.00	\$12.16	\$15.50	\$17.30	\$18.37	\$20,805	\$25,298	\$32,238	\$35,976	\$38,220
53-6099	Transportation workers, all other	#	#	\$18.37	\$38,217	5.27	\$10.85	\$13.96	\$19.42	\$21.73	\$23.18	\$22,561	\$29,045	\$40,392	\$45,203	\$48,212
53-7011	Conveyor operators and tenders	110	20.05	\$13.49	\$28,064	3.77	\$10.40	\$11.74	\$13.08	\$14.45	\$17.74	\$21,629	\$24,414	\$27,213	\$30,061	\$36,907
53-7021	Crane and tower operators	#	#	\$26.05	\$54,187	3.09	\$17.40	\$21.27	\$25.84	\$30.74	\$35.40	\$36,189	\$44,246	\$53,752	\$63,934	\$73,626

Data unavailable

Occupational Code	Occupational Title	Employment Estimate	Employment Percentage Relative Standard Error	Average Hourly Wage	Average Annual Wage	Wage Percentage Relative Standard Error	10th Percentile (Hourly)	25th Percentile (Hourly)	50th Percentile (Hourly)	75th Percentile (Hourly)	90th Percentile (Hourly)	10th Percentile (Annual)	25th Percentile (Annual)	50th Percentile (Annual)	75th Percentile (Annual)	90th Percentile (Annual)
53-7032	Excavating and loading machine and dragline operators	270	50.00	\$20.43	\$42,495	7.24	\$14.28	\$18.69	\$20.75	\$22.77	\$26.38	\$29,706	\$38,879	\$43,170	\$47,365	\$54,865
53-7051	Industrial truck and tractor operators	3,200	10.61	\$16.20	\$33,698	1.99	\$10.64	\$12.81	\$15.51	\$19.22	\$22.47	\$22,128	\$26,635	\$32,265	\$39,980	\$46,729
53-7061	Cleaners of vehicles and equipment	2,370	10.35	\$11.34	\$23,588	3.68	\$8.01	\$8.58	\$9.74	\$13.26	\$17.80	\$16,671	\$17,840	\$20,255	\$27,590	\$37,030
53-7062	Laborers and freight, stock, and material movers, hand	13,670	5.23	\$13.64	\$28,364	1.66	\$8.78	\$10.27	\$12.72	\$16.25	\$20.44	\$18,261	\$21,355	\$26,465	\$33,797	\$42,524
53-7063	Machine feeders and offbearers	460	29.55	\$13.71	\$28,522	3.07	\$8.89	\$10.58	\$13.26	\$16.36	\$18.63	\$18,494	\$22,004	\$27,573	\$34,029	\$38,750
53-7064	Packers and packagers, hand	2,460	9.26	\$10.32	\$21,467	2.60	\$7.95	\$8.41	\$9.17	\$12.34	\$14.71	\$16,528	\$17,484	\$19,078	\$25,669	\$30,597
53-7072	Pump operators, except wellhead pumpers	50	36.29	\$24.91	\$51,809	3.56	\$17.63	\$22.69	\$25.44	\$27.99	\$31.86	\$36,662	\$47,203	\$52,918	\$58,228	\$66,267
53-7073	Wellhead pumpers	270	35.17	\$26.29	\$54,692	4.20	\$20.39	\$24.09	\$26.54	\$29.04	\$33.71	\$42,421	\$50,101	\$55,202	\$60,410	\$70,108
53-7081	Refuse and recyclable material collectors	880	6.85	\$15.85	\$32,969	6.89	\$8.94	\$10.78	\$16.00	\$19.81	\$23.48	\$18,592	\$22,430	\$33,277	\$41,201	\$48,833
53-7121	Tank car, truck, and ship loaders	#	#	\$11.44	\$23,789	11.63	\$8.16	\$8.94	\$10.79	\$13.61	\$15.95	\$16,976	\$18,602	\$22,443	\$28,305	\$33,170
53-7199	Material moving workers, all other	#	#	\$14.64	\$30,458	7.51	\$9.92	\$10.63	\$11.93	\$17.20	\$24.99	\$20,629	\$22,120	\$24,819	\$35,769	\$51,987

Data unavailable

Occupational Code	Occupational Title	Employment Estimate	Employment Percentage Relative Standard Error	Average Hourly Wage	Average Annual Wage	Wage Percentage Relative Standard Error	10th Percentile (Hourly)	25th Percentile (Hourly)	50th Percentile (Hourly)	75th Percentile (Hourly)	90th Percentile (Hourly)	10th Percentile (Annual)	25th Percentile (Annual)	50th Percentile (Annual)	75th Percentile (Annual)	90th Percentile (Annual)
00-0000	All occupations	132,630	1.09	\$21.61	\$44,941	2.46	\$8.70	\$10.85	\$16.69	\$26.50	\$41.26	\$18,088	\$22,558	\$34,711	\$55,120	\$85,822
11-0000	Management	5,130	2.80	\$50.05	\$104,096	1.91	\$23.49	\$31.18	\$44.41	\$61.52	\$84.23	\$48,862	\$64,849	\$92,378	\$127,969	\$175,203
11-1011	Chief executives	30	16.06	\$103.06	\$214,369	12.76	\$49.59	\$67.83	#	#	#	\$103,153	\$141,078	#	#	#
11-1021	General and operations managers	2,050	4.68	\$48.73	\$101,351	2.47	\$21.18	\$26.89	\$38.66	\$59.70	#	\$44,047	\$55,926	\$80,413	\$124,169	#
11-2021	Marketing managers	130	11.14	\$60.23	\$125,273	5.86	\$29.54	\$34.89	\$48.98	\$79.29	#	\$61,442	\$72,581	\$101,879	\$164,924	#
11-2022	Sales managers	200	9.53	\$50.79	\$105,637	5.47	\$28.06	\$34.12	\$42.05	\$58.18	\$87.83	\$58,361	\$70,971	\$87,459	\$121,009	\$182,693
11-2031	Public relations managers	40	23.24	\$53.71	\$111,709	6.11	\$31.38	\$39.88	\$50.88	\$58.66	\$85.33	\$65,270	\$82,951	\$105,833	\$122,003	\$177,483
11-3011	Administrative services managers	140	6.31	\$37.66	\$78,339	3.01	\$24.02	\$28.37	\$37.32	\$46.09	\$55.54	\$49,967	\$59,012	\$77,627	\$95,864	\$115,529
11-3021	Computer and information systems managers	280	12.17	\$59.70	\$124,171	3.05	\$39.45	\$49.15	\$58.45	\$70.14	\$83.00	\$82,064	\$102,239	\$121,581	\$145,886	\$172,642
11-3031	Financial managers	180	11.59	\$58.71	\$122,116	4.63	\$30.55	\$38.06	\$54.87	\$70.80	#	\$63,538	\$79,156	\$114,135	\$147,271	#
11-3051	Industrial production managers	70	12.94	\$53.13	\$110,514	5.09	\$30.18	\$38.18	\$50.69	\$64.10	\$76.51	\$62,765	\$79,423	\$105,437	\$133,323	\$159,140
11-3061	Purchasing managers	40	11.31	\$53.32	\$110,896	5.10	\$38.11	\$42.21	\$49.86	\$62.01	\$69.71	\$79,263	\$87,791	\$103,717	\$128,990	\$144,989
11-3071	Transportation, storage, and distribution managers	60	6.80	\$44.60	\$92,776	2.81	\$29.63	\$33.79	\$41.77	\$54.46	\$68.87	\$61,626	\$70,285	\$86,887	\$113,273	\$143,246
11-3111	Compensation and benefits managers	20	0.00	#	#	#	#	#	#	#	#	#	#	#	#	#
11-3121	Human resources managers	50	19.64	\$57.35	\$119,286	4.92	\$32.76	\$42.61	\$55.38	\$67.88	\$81.38	\$68,147	\$88,628	\$115,185	\$141,186	\$169,276
11-3131	Training and development managers	20	37.55	\$52.66	\$109,537	14.64	\$22.91	\$34.95	\$43.99	\$65.94	\$88.45	\$47,662	\$72,697	\$91,504	\$137,165	\$183,969
11-9021	Construction managers	150	19.52	\$46.97	\$97,703	8.41	\$27.47	\$32.25	\$40.92	\$51.61	\$79.51	\$57,128	\$67,080	\$85,115	\$107,346	\$165,370
11-9031	Education administrators, preschool and child care center/program	#	#	\$19.60	\$40,764	4.14	\$15.49	\$16.66	\$18.72	\$21.86	\$23.76	\$32,225	\$34,659	\$38,941	\$45,462	\$49,422
11-9032	Education administrators, elementary and secondary school	190	2.20	#	\$84,209	2.82	#	#	#	#	#	\$60,639	\$73,069	\$85,060	\$96,914	\$111,793
11-9033	Education administrators, postsecondary	180	4.47	\$47.22	\$98,227	8.33	\$24.23	\$30.28	\$37.73	\$55.32	\$85.21	\$50,394	\$62,990	\$78,477	\$115,057	\$177,239
11-9039	Education administrators, all other	20	14.05	#	#	#	#	#	#	#	#	#	#	#	#	#
11-9041	Engineering managers	360	3.28	\$66.19	\$137,666	3.39	\$46.21	\$53.56	\$64.44	\$76.49	\$88.40	\$96,109	\$111,398	\$134,029	\$159,098	\$183,871
11-9051	Food service managers	130	27.00	\$24.31	\$50,557	9.11	\$14.16	\$17.44	\$22.68	\$28.38	\$39.95	\$29,462	\$36,285	\$47,170	\$59,031	\$83,097
11-9061	Funeral service managers	20	25.63	#	#	#	#	#	#	#	#	#	#	#	#	#
11-9081	Lodging managers	#	#	\$29.16	\$60,652	3.35	\$20.82	\$23.56	\$26.08	\$28.60	\$43.21	\$43,307	\$49,010	\$54,245	\$59,489	\$89,879
11-9111	Medical and health services managers	240	7.47	\$50.59	\$105,217	3.91	\$31.55	\$39.09	\$46.49	\$58.32	\$68.47	\$65,619	\$81,314	\$96,695	\$121,298	\$142,411
11-9121	Natural sciences managers	190	3.55	\$55.41	\$115,255	2.23	\$39.05	\$47.83	\$53.89	\$63.20	\$72.38	\$81,231	\$99,490	\$112,087	\$131,446	\$150,546
11-9131	Postmasters and mail superintendents	20	0.00	\$31.91	\$66,368	#	\$27.31	\$27.32	\$30.31	\$33.85	\$44.14	\$56,806	\$56,816	\$63,055	\$70,403	\$91,805
11-9141	Property, real estate, and community association managers	40	37.74	\$34.36	\$71,479	16.10	\$13.54	\$19.14	\$31.83	\$42.33	\$67.24	\$28,167	\$39,821	\$66,214	\$88,041	\$139,862
11-9151	Social and community service managers	60	14.58	\$38.23	\$79,511	3.46	\$22.32	\$27.39	\$37.38	\$47.23	\$56.19	\$46,424	\$56,981	\$77,760	\$98,243	\$116,865
11-9161	Emergency management directors	20	45.18	\$38.34	\$79,746	5.13	\$20.54	\$24.64	\$40.20	\$45.54	\$59.56	\$42,725	\$51,251	\$83,626	\$94,714	\$123,883
11-9199	Managers, all other	250	9.77	\$50.16	\$104,323	2.65	\$30.20	\$38.05	\$50.03	\$59.86	\$70.64	\$62,826	\$79,148	\$104,062	\$124,518	\$146,940
13-0000	Business and financial operations	6,340	2.99	\$30.41	\$63,243	2.01	\$14.85	\$19.84	\$27.68	\$37.52	\$50.23	\$30,895	\$41,269	\$57,579	\$78,049	\$104,468
13-1022	Wholesale and retail buyers, except farm products	100	26.18	\$22.13	\$46,024	9.29	\$11.83	\$16.16	\$19.85	\$26.25	\$29.68	\$24,611	\$33,623	\$41,278	\$54,602	\$61,726
13-1023	Purchasing agents, except wholesale, retail, and farm products	310	7.48	\$32.62	\$67,852	3.42	\$17.44	\$23.53	\$32.04	\$42.02	\$48.14	\$36,270	\$48,952	\$66,639	\$87,405	\$100,134
13-1031	Claims adjusters, examiners, and investigators	160	14.84	\$27.05	\$56,256	4.70	\$15.06	\$18.17	\$26.86	\$34.78	\$40.34	\$31,334	\$37,786	\$55,873	\$72,335	\$83,900
13-1041	Compliance officers, except agriculture, construction, health and safety, and transportation	190	11.51	\$26.65	\$55,436	5.57	\$14.57	\$17.58	\$22.83	\$34.35	\$47.84	\$30,309	\$36,576	\$47,477	\$71,444	\$99,513
13-1051	Cost estimators	320	15.70	\$27.10	\$56,359	3.20	\$17.03	\$21.02	\$26.42	\$31.56	\$39.38	\$35,430	\$43,720	\$54,962	\$65,644	\$81,917
13-1071	Employment, recruitment, and placement specialists	420	5.43	\$27.33	\$56,841	2.15	\$15.16	\$18.60	\$24.08	\$34.67	\$44.70	\$31,523	\$38,681	\$50,084	\$72,108	\$92,969
13-1081	Logisticians	100	20.18	\$29.95	\$62,286	2.95	\$20.89	\$24.21	\$28.39	\$33.90	\$42.66	\$43,449	\$50,355	\$59,048	\$70,511	\$88,737
13-1111	Management analysts	290	17.07	\$39.57	\$82,309	8.84	\$18.60	\$26.90	\$35.00	\$46.72	\$62.36	\$38,697	\$55,945	\$72,799	\$97,183	\$129,707
13-1121	Meeting, convention, and event planners	90	16.85	\$21.66	\$45,062	6.12	\$12.32	\$14.61	\$21.58	\$26.79	\$30.95	\$25,623	\$30,391	\$44,887	\$55,723	\$64,376
13-1131	Fundraisers	60	19.54	\$25.85	\$53,763	8.93	\$15.38	\$17.81	\$23.16	\$33.52	\$42.58	\$31,983	\$37,048	\$48,172	\$69,721	\$88,563

Data unavailable

Occupational Code	Occupational Title	Employment Estimate	Employment Percentage Relative Standard Error	Average Hourly Wage	Average Annual Wage	Wage Percentage Relative Standard Error	10th Percentile (Hourly)	25th Percentile (Hourly)	50th Percentile (Hourly)	75th Percentile (Hourly)	90th Percentile (Hourly)	10th Percentile (Annual)	25th Percentile (Annual)	50th Percentile (Annual)	75th Percentile (Annual)	90th Percentile (Annual)
13-1141	Compensation, benefits, and job analysis specialists	50	5.61	\$28.87	\$60,041	3.44	\$17.73	\$21.48	\$27.42	\$34.84	\$42.28	\$36,888	\$44,671	\$57,031	\$72,474	\$87,938
13-1151	Training and development specialists	130	17.85	\$29.39	\$61,132	6.48	\$15.82	\$19.38	\$25.36	\$34.61	\$50.82	\$32,897	\$40,321	\$52,740	\$71,986	\$105,698
13-1161	Market research analysts	540	10.95	\$31.76	\$66,052	7.58	\$14.35	\$17.27	\$26.60	\$43.65	\$61.34	\$29,855	\$35,927	\$55,331	\$90,792	\$127,581
13-1199	Business operations specialists, all other	1,680	5.71	\$31.05	\$64,579	3.02	\$14.11	\$20.59	\$29.07	\$37.87	\$50.67	\$29,346	\$42,817	\$60,473	\$78,780	\$105,389
13-2011	Accountants and auditors	1,180	6.96	\$29.90	\$62,186	3.01	\$16.83	\$20.63	\$26.83	\$35.75	\$45.77	\$35,007	\$42,920	\$55,798	\$74,353	\$95,205
13-2021	Appraisers and assessors of real estate	120	44.02	\$31.61	\$65,751	19.26	\$13.53	\$19.58	\$29.29	\$46.98	\$53.53	\$28,149	\$40,736	\$60,918	\$97,723	\$111,334
13-2031	Budget analysts	50	0.00	\$35.52	\$73,883	2.34	\$26.12	\$29.62	\$35.55	\$40.24	\$43.79	\$54,325	\$61,616	\$73,938	\$83,695	\$91,076
13-2041	Credit analysts	20	29.04	\$26.96	\$56,067	5.84	\$17.63	\$20.32	\$24.47	\$32.94	\$36.40	\$36,660	\$42,276	\$50,895	\$68,518	\$75,711
13-2051	Financial analysts	90	19.10	\$41.52	\$86,354	3.60	\$27.10	\$33.28	\$40.47	\$50.52	\$60.34	\$56,366	\$69,218	\$84,176	\$105,073	\$125,513
13-2052	Personal financial advisors	110	31.26	\$27.49	\$57,172	15.56	\$12.82	\$14.21	\$19.96	\$32.48	\$51.44	\$26,668	\$29,550	\$41,525	\$67,551	\$107,003
13-2072	Loan officers	190	21.29	\$38.39	\$79,850	8.87	\$16.41	\$21.43	\$38.31	\$52.26	\$65.88	\$34,141	\$44,577	\$79,683	\$108,694	\$137,033
13-2081	Tax examiners, collectors, and revenue agents	30	0.00	\$33.33	\$69,330	2.02	\$24.98	\$25.30	\$31.83	\$40.23	\$44.07	\$51,966	\$52,623	\$66,202	\$83,685	\$91,670
13-2082	Tax preparers	110	44.29	#	#	#	#	#	#	#	#	#	#	#	#	#
13-2099	Financial specialists, all other	70	22.41	\$30.81	\$64,089	5.23	\$20.35	\$25.30	\$31.59	\$35.69	\$42.11	\$42,333	\$52,617	\$65,715	\$74,242	\$87,590
15-0000	Computer and mathematical	5,110	4.46	\$39.07	\$81,268	4.20	\$18.52	\$26.98	\$39.14	\$49.99	\$61.07	\$38,512	\$56,122	\$81,413	\$103,971	\$127,021
15-1121	Computer systems analysts	420	26.70	\$41.89	\$87,135	5.03	\$22.32	\$30.53	\$37.86	\$50.14	\$62.40	\$46,433	\$63,504	\$78,753	\$104,296	\$129,786
15-1131	Computer programmers	170	17.82	\$44.14	\$91,803	4.39	\$27.68	\$34.02	\$43.15	\$53.41	\$65.17	\$57,564	\$70,765	\$89,748	\$111,102	\$135,563
15-1132	Computer software engineers, applications	1,090	19.84	\$37.41	\$77,813	5.19	\$13.37	\$23.14	\$38.25	\$46.77	\$61.89	\$27,820	\$48,137	\$79,565	\$128,737	\$192,000
15-1133	Computer software engineers, systems software	1,370	6.34	\$49.35	\$102,647	1.87	\$34.70	\$40.60	\$48.86	\$58.46	\$68.35	\$72,181	\$84,451	\$101,638	\$121,587	\$142,166
15-1134	Web developers	250	27.37	\$22.86	\$47,540	5.80	\$13.54	\$17.93	\$21.57	\$27.95	\$34.71	\$28,156	\$37,303	\$44,861	\$58,139	\$72,187
15-1141	Database administrators	100	24.17	\$40.09	\$83,395	2.84	\$22.74	\$34.25	\$42.11	\$49.25	\$54.55	\$47,294	\$71,238	\$87,587	\$102,436	\$113,470
15-1142	Network and computer systems administrators	350	7.70	\$33.45	\$69,582	1.81	\$20.93	\$25.95	\$33.14	\$41.29	\$46.95	\$43,535	\$53,983	\$68,930	\$85,881	\$97,661
15-1143	Computer network architects	80	23.45	\$44.98	\$93,552	5.82	\$29.34	\$37.64	\$43.20	\$52.66	\$65.34	\$61,024	\$78,287	\$89,865	\$109,539	\$135,912
15-1151	Computer support specialists	640	9.39	\$26.74	\$55,625	5.62	\$13.58	\$18.06	\$23.35	\$34.44	\$44.99	\$28,246	\$37,573	\$48,571	\$71,632	\$93,588
15-1152	Computer network support specialists	210	11.31	\$31.50	\$65,513	8.03	\$16.41	\$20.47	\$29.17	\$39.84	\$53.18	\$34,140	\$42,578	\$60,666	\$82,860	\$110,616
15-1199	Computer, all other	390	4.70	\$40.86	\$84,998	5.44	\$24.66	\$33.74	\$43.62	\$48.85	\$54.89	\$51,301	\$70,188	\$90,733	\$101,607	\$114,161
15-2041	Statisticians	#	#	\$46.58	\$96,887	4.31	\$30.61	\$35.55	\$46.45	\$56.54	\$63.20	\$63,664	\$73,943	\$96,614	\$117,614	\$131,451
17-0000	Architecture and engineering	4,420	2.93	\$41.34	\$85,983	3.03	\$20.00	\$27.97	\$38.66	\$52.43	\$66.55	\$41,594	\$58,176	\$80,414	\$109,045	\$138,427
17-1011	Architects, except landscape and naval	120	28.44	\$39.41	\$81,983	12.41	\$19.71	\$29.89	\$38.93	\$51.20	\$57.47	\$40,988	\$62,164	\$80,964	\$106,493	\$119,542
17-1012	Landscape architects	40	26.89	\$30.17	\$62,759	4.34	\$18.94	\$25.82	\$31.06	\$36.37	\$41.42	\$39,396	\$53,703	\$64,599	\$75,649	\$86,159
17-1021	Cartographers and photogrammetrists	40	20.85	\$30.35	\$63,121	2.59	\$17.27	\$24.48	\$30.84	\$36.36	\$42.73	\$35,923	\$50,927	\$64,145	\$75,622	\$88,884
17-1022	Surveyors	60	11.70	\$28.91	\$60,135	2.46	\$21.46	\$25.24	\$29.63	\$33.46	\$35.76	\$44,644	\$52,490	\$61,627	\$69,596	\$74,384
17-2041	Chemical engineers	30	44.44	\$47.80	\$99,434	12.24	\$26.67	\$37.69	\$44.12	\$62.23	\$72.74	\$55,470	\$78,389	\$91,766	\$129,434	\$151,304
17-2051	Civil engineers	500	14.82	\$38.94	\$80,990	3.15	\$25.37	\$30.45	\$37.65	\$47.19	\$54.50	\$52,760	\$63,331	\$78,309	\$98,153	\$113,361
17-2061	Computer hardware engineers	1,050	3.59	\$54.58	\$113,520	3.71	\$35.08	\$42.52	\$52.96	\$65.31	\$77.68	\$72,961	\$88,449	\$110,160	\$135,836	\$161,565
17-2071	Electrical engineers	260	18.88	\$41.99	\$87,342	3.94	\$23.46	\$32.01	\$43.62	\$51.72	\$57.42	\$48,797	\$66,573	\$90,730	\$107,579	\$119,439
17-2072	Electronics engineers, except computer	260	21.03	\$60.00	\$124,792	8.92	\$31.00	\$42.76	\$55.35	\$69.20	#	\$64,483	\$88,936	\$115,125	\$143,944	#
17-2081	Environmental engineers	200	31.44	\$41.93	\$87,220	4.59	\$23.67	\$30.71	\$37.94	\$51.00	\$66.95	\$49,230	\$63,884	\$78,917	\$106,089	\$139,260
17-2111	Health and safety engineers, except mining safety engineers and inspectors	#	#	\$45.36	\$94,359	16.02	\$23.72	\$30.32	\$36.43	\$48.36	\$71.39	\$49,346	\$63,062	\$75,764	\$100,578	\$148,491
17-2112	Industrial engineers	280	2.89	\$40.22	\$83,648	5.25	\$22.49	\$31.42	\$40.40	\$46.81	\$57.35	\$46,785	\$65,345	\$84,038	\$97,365	\$119,284
17-2141	Mechanical engineers	470	17.09	\$41.16	\$85,619	4.85	\$22.82	\$29.87	\$38.06	\$51.16	\$64.59	\$47,472	\$62,140	\$79,173	\$106,419	\$134,353
17-3011	Architectural and civil drafters	110	22.50	\$23.31	\$48,480	6.32	\$14.37	\$18.70	\$22.49	\$27.52	\$34.27	\$29,880	\$38,899	\$46,769	\$57,236	\$71,280
17-3012	Electrical and electronics drafters	50	24.24	\$27.54	\$57,282	3.61	\$20.73	\$23.60	\$27.51	\$31.98	\$35.05	\$43,108	\$49,085	\$57,213	\$66,508	\$72,903
17-3013	Mechanical drafters	100	26.87	\$27.21	\$56,604	5.22	\$16.92	\$21.05	\$27.07	\$33.35	\$37.08	\$35,203	\$43,780	\$56,300	\$69,362	\$77,131
17-3022	Civil engineering technicians	120	32.49	\$19.58	\$40,724	5.34	\$13.61	\$15.84	\$18.04	\$23.69	\$27.75	\$28,303	\$32,939	\$49,268	\$57,728	\$67,121
17-3023	Electrical and electronic engineering technicians	300	4.81	\$32.34	\$67,267	3.57	\$23.43	\$26.24	\$30.91	\$35.72	\$45.58	\$48,727	\$54,580	\$64,298	\$74,294	\$94,802
17-3025	Environmental engineering technicians	110	35.61	\$18.22	\$37,891	5.16	\$12.31	\$15.24	\$18.06	\$21.34	\$23.87	\$25,602	\$31,707	\$37,567	\$44,389	\$49,651

Data unavailable

Occupational Code	Occupational Title	Employment Estimate	Employment Percentage Relative Standard Error	Average Hourly Wage	Average Annual Wage	Wage Percentage Relative Standard Error	10th Percentile (Hourly)	25th Percentile (Hourly)	50th Percentile (Hourly)	75th Percentile (Hourly)	90th Percentile (Hourly)	10th Percentile (Annual)	25th Percentile (Annual)	50th Percentile (Annual)	75th Percentile (Annual)	90th Percentile (Annual)
17-3026	Industrial engineering technicians	70	11.95	\$29.93	\$62,261	5.75	\$19.11	\$21.62	\$28.16	\$35.85	\$47.19	\$39,742	\$44,972	\$58,581	\$74,563	\$98,158
17-3027	Mechanical engineering technicians	#	#	\$15.09	\$31,393	12.01	\$12.05	\$12.58	\$13.46	\$14.34	\$24.14	\$25,068	\$26,166	\$27,997	\$29,827	\$50,201
17-3029	Engineering technicians, except drafters, all other	30	8.86	\$24.65	\$51,282	3.55	\$12.86	\$18.01	\$24.57	\$31.59	\$37.87	\$26,759	\$37,462	\$51,107	\$65,715	\$78,771
17-3031	Surveying and mapping technicians	#	#	\$21.90	\$45,548	1.68	\$16.33	\$19.10	\$21.74	\$25.56	\$28.10	\$33,974	\$39,736	\$45,220	\$53,170	\$58,454
19-0000	Life, physical, and social science	2,560	3.24	\$30.36	\$63,154	2.92	\$14.74	\$19.60	\$27.04	\$36.81	\$50.90	\$30,654	\$40,776	\$56,246	\$76,559	\$105,870
19-1013	Soil and plant scientists	120	3.04	\$25.05	\$52,114	1.67	\$13.56	\$17.28	\$21.95	\$30.60	\$38.51	\$28,200	\$35,935	\$45,661	\$63,644	\$80,100
19-1022	Microbiologists	180	13.05	\$32.63	\$67,878	4.55	\$15.97	\$20.11	\$27.74	\$42.63	\$58.36	\$33,211	\$41,819	\$57,702	\$88,673	\$121,397
19-1023	Zoologists and wildlife biologists	60	3.33	\$34.55	\$71,872	7.55	\$23.87	\$26.05	\$28.56	\$37.87	\$53.23	\$49,656	\$54,181	\$59,412	\$78,776	\$110,725
19-1029	Biological scientists, all other	140	11.85	\$36.62	\$76,160	2.67	\$20.69	\$29.37	\$34.55	\$41.42	\$53.00	\$43,027	\$61,096	\$71,871	\$86,161	\$110,248
19-1031	Conservation scientists	390	6.17	\$31.25	\$65,006	3.74	\$18.09	\$21.46	\$27.47	\$38.05	\$50.67	\$37,631	\$44,643	\$57,143	\$79,148	\$105,390
19-1032	Foresters	100	0.00	\$22.75	\$47,320	1.75	\$12.63	\$14.67	\$22.94	\$29.38	\$34.44	\$26,261	\$30,514	\$47,707	\$61,109	\$71,626
19-1042	Medical scientists, except epidemiologists	150	7.96	\$28.68	\$59,651	21.00	\$15.63	\$19.33	\$23.14	\$29.85	\$37.21	\$32,507	\$40,215	\$48,134	\$62,078	\$77,392
19-2021	Atmospheric and space scientists	140	0.00	\$39.26	\$81,656	1.88	\$23.96	\$29.13	\$37.31	\$48.14	\$57.72	\$49,844	\$60,590	\$77,613	\$100,140	\$120,058
19-2031	Chemists	170	12.22	\$29.93	\$62,262	3.38	\$15.91	\$21.10	\$27.87	\$36.19	\$47.19	\$33,087	\$43,885	\$57,968	\$75,268	\$98,152
19-2041	Environmental scientists and specialists, including health	130	19.84	\$40.39	\$84,021	6.13	\$22.44	\$28.86	\$36.68	\$53.30	\$67.91	\$46,666	\$60,022	\$76,297	\$110,859	\$141,253
19-2042	Geoscientists, except hydrologists and geographers	60	20.26	\$42.78	\$88,974	9.57	\$23.65	\$26.78	\$35.05	\$53.97	\$81.23	\$49,184	\$55,711	\$72,904	\$112,248	\$168,950
19-2043	Hydrologists	40	21.40	\$37.64	\$78,298	4.49	\$20.28	\$29.62	\$41.42	\$44.98	\$52.06	\$42,181	\$61,611	\$86,155	\$93,553	\$108,289
19-2099	Physical scientists, all other	70	25.18	\$33.69	\$70,073	1.87	\$15.31	\$19.76	\$30.01	\$50.66	\$54.88	\$31,848	\$41,106	\$62,415	\$105,379	\$114,155
19-3011	Economists	30	0.00	\$46.81	\$97,363	2.27	\$29.62	\$36.68	\$46.44	\$59.87	\$64.56	\$61,619	\$76,296	\$96,602	\$124,522	\$134,282
19-3031	Clinical, counseling, and school psychologists	110	11.97	\$39.42	\$81,985	9.36	\$23.83	\$27.64	\$35.84	\$47.80	\$70.54	\$49,573	\$57,493	\$74,544	\$99,421	\$146,733
19-3051	Urban and regional planners	80	5.11	\$31.88	\$66,319	1.72	\$23.64	\$26.98	\$32.03	\$36.73	\$42.47	\$49,162	\$56,111	\$66,622	\$76,388	\$88,340
19-3099	Social scientists and related workers, all other	40	0.00	\$30.81	\$64,082	1.54	\$18.90	\$22.80	\$29.99	\$37.04	\$43.79	\$39,316	\$47,425	\$62,385	\$77,035	\$91,080
19-4021	Biological technicians	200	1.61	\$18.25	\$37,963	1.92	\$11.80	\$14.44	\$16.24	\$22.02	\$26.61	\$24,534	\$30,040	\$33,775	\$45,798	\$55,354
19-4031	Chemical technicians	#	#	\$18.79	\$39,074	6.53	\$13.79	\$15.59	\$17.18	\$18.78	\$29.32	\$28,691	\$32,434	\$35,741	\$39,068	\$60,986
19-4092	Forensic science technicians	20	0.00	\$28.94	\$60,188	2.42	\$21.19	\$25.35	\$30.05	\$33.45	\$35.49	\$44,067	\$52,735	\$62,502	\$69,571	\$73,816
19-4093	Forest and conservation technicians	130	3.25	\$19.14	\$39,817	1.83	\$12.87	\$14.44	\$16.16	\$22.69	\$26.93	\$26,765	\$30,045	\$33,611	\$47,186	\$56,012
19-4099	Life, physical, and social science technicians, all other	70	9.70	\$21.91	\$45,574	3.62	\$14.63	\$16.73	\$20.97	\$25.93	\$29.73	\$30,432	\$34,804	\$43,616	\$53,944	\$61,842
21-0000	Community and social services	1,840	4.69	\$20.68	\$43,023	2.60	\$11.64	\$14.92	\$19.95	\$25.53	\$31.14	\$24,221	\$31,040	\$41,505	\$53,094	\$64,775
21-1011	Substance abuse and behavioral disorder counselors	60	38.47	\$18.63	\$38,758	4.05	\$12.07	\$13.77	\$17.84	\$22.70	\$28.54	\$25,108	\$28,638	\$37,102	\$47,217	\$59,369
21-1012	Educational, vocational, and school counselors	250	3.75	\$22.07	\$45,903	3.44	\$15.62	\$18.02	\$21.24	\$25.96	\$31.23	\$32,499	\$37,483	\$44,170	\$53,992	\$64,952
21-1013	Marriage and family therapists	#	#	\$25.27	\$52,551	11.04	\$15.04	\$17.90	\$24.72	\$31.34	\$38.90	\$31,284	\$37,235	\$51,416	\$65,186	\$80,912
21-1014	Mental health counselors	270	22.73	\$20.28	\$42,190	6.20	\$11.56	\$13.54	\$19.22	\$26.62	\$30.61	\$24,048	\$28,164	\$39,984	\$55,365	\$63,673
21-1021	Child, family, and school social workers	420	13.74	\$19.92	\$41,426	5.34	\$11.46	\$13.94	\$19.74	\$24.80	\$29.41	\$23,845	\$29,004	\$41,064	\$51,582	\$61,180
21-1022	Medical and public health social workers	110	10.01	\$20.52	\$42,678	2.84	\$14.17	\$16.10	\$18.70	\$23.39	\$30.76	\$29,463	\$33,479	\$38,892	\$48,659	\$63,975
21-1023	Mental health and substance abuse social workers	70	11.18	\$24.05	\$50,020	2.02	\$16.64	\$19.49	\$23.28	\$28.51	\$33.43	\$34,612	\$40,533	\$48,422	\$59,311	\$69,528
21-1091	Health educators	30	2.82	\$30.30	\$63,014	3.05	\$19.82	\$22.10	\$26.58	\$35.00	\$50.67	\$41,222	\$45,976	\$55,293	\$72,798	\$105,389
21-1093	Social and human service assistants	130	15.21	\$14.52	\$30,194	3.72	\$10.10	\$11.29	\$14.62	\$17.25	\$18.90	\$20,999	\$23,488	\$30,417	\$35,881	\$39,320
21-1094	Community health workers	30	8.84	\$17.93	\$37,294	2.96	\$15.27	\$16.10	\$17.47	\$18.88	\$22.48	\$31,762	\$33,478	\$36,339	\$39,267	\$46,753
21-1099	Community and social service specialists, all other	80	15.99	\$24.66	\$51,297	3.77	\$14.92	\$17.97	\$22.50	\$29.01	\$40.26	\$31,040	\$37,374	\$46,809	\$60,338	\$83,737
21-2011	Clergy	40	21.81	\$21.77	\$45,273	6.10	\$13.48	\$15.88	\$21.02	\$27.29	\$32.46	\$28,043	\$33,035	\$43,723	\$56,758	\$67,515
23-0000	Legal	530	20.69	\$37.88	\$78,794	8.22	\$17.19	\$21.65	\$31.00	\$52.02	\$68.62	\$35,763	\$45,029	\$64,478	\$108,200	\$142,739
23-1011	Lawyers	330	18.75	\$44.66	\$92,901	9.70	\$20.95	\$26.17	\$38.42	\$57.38	\$73.81	\$43,586	\$54,433	\$79,912	\$119,355	\$153,524
23-1023	Judges, magistrate judges, and magistrates	30	0.00	\$58.97	\$122,657	2.95	\$49.09	\$54.14	\$61.03	\$66.70	\$70.10	\$102,110	\$112,615	\$126,951	\$138,740	\$145,813
23-2011	Paralegals and legal assistants	110	45.91	\$20.56	\$42,773	8.40	\$12.70	\$14.00	\$19.88	\$25.88	\$32.40	\$26,421	\$29,123	\$41,355	\$53,834	\$67,392
23-2099	Legal support workers, all other	50	6.64	\$23.44	\$48,753	3.61	\$16.78	\$19.31	\$23.20	\$27.29	\$29.78	\$34,897	\$40,172	\$48,264	\$56,771	\$61,951
25-0000	Education, training, and library	9,170	1.91	\$24.36	\$50,676	6.13	\$12.39	\$16.69	\$21.25	\$27.33	\$38.62	\$25,772	\$34,717	\$44,200	\$56,840	\$80,323

Data unavailable

Occupational Code	Occupational Title	Employment Estimate	Employment Percentage Relative Standard Error	Average Hourly Wage	Average Annual Wage	Wage Percentage Relative Standard Error	10th Percentile (Hourly)	25th Percentile (Hourly)	50th Percentile (Hourly)	75th Percentile (Hourly)	90th Percentile (Hourly)	10th Percentile (Annual)	25th Percentile (Annual)	50th Percentile (Annual)	75th Percentile (Annual)	90th Percentile (Annual)
25-1011	Business teachers, postsecondary	120	6.79	#	\$111,816	7.71	#	#	#	#	#	\$45,796	\$61,214	\$98,951	\$160,714	\$185,254
25-1021	Computer science teachers, postsecondary	60	16.94	#	\$107,056	14.64	#	#	#	#	#	\$45,930	\$56,344	\$122,639	\$155,568	\$177,599
25-1022	Mathematical science teachers, postsecondary	70	0.00	#	\$79,260	2.26	#	#	#	#	#	\$39,835	\$44,542	\$59,023	\$112,638	\$142,664
25-1066	Psychology teachers, postsecondary	40	0.00	#	\$86,982	2.07	#	#	#	#	#	\$44,754	\$54,910	\$85,920	\$111,427	\$144,709
25-1071	Health specialties teachers, postsecondary	190	1.56	#	\$99,483	6.46	#	#	#	#	#	\$44,535	\$70,053	\$100,877	\$121,698	\$149,588
25-1121	Art, drama, and music teachers, postsecondary	170	41.05	#	\$58,041	8.89	#	#	#	#	#	\$33,100	\$39,703	\$47,789	\$76,488	\$94,921
25-1123	English language and literature teachers, postsecondary	110	0.00	#	\$56,347	1.84	#	#	#	#	#	\$40,265	\$43,001	\$47,562	\$61,314	\$91,764
25-1124	Foreign language and literature teachers, postsecondary	50	4.29	#	\$57,528	4.33	#	#	#	#	#	\$40,163	\$43,504	\$50,005	\$68,887	\$89,016
25-1194	Vocational education teachers, postsecondary	160	26.88	\$23.14	\$48,129	7.85	\$15.42	\$17.24	\$20.12	\$22.98	\$27.90	\$32,075	\$35,856	\$41,855	\$47,803	\$58,032
25-1199	Postsecondary teachers, all other	100	17.21	#	\$66,440	11.30	#	#	#	#	#	\$38,538	\$43,452	\$55,119	\$87,439	\$112,230
25-2011	Preschool teachers, except special education	270	22.99	\$13.60	\$28,292	7.68	\$9.38	\$10.30	\$11.76	\$14.74	\$23.02	\$19,520	\$21,424	\$24,467	\$30,653	\$47,875
25-2012	Kindergarten teachers, except special education	200	8.57	#	\$46,401	1.76	#	#	#	#	#	\$33,567	\$38,606	\$45,006	\$54,160	\$61,703
25-2021	Elementary school teachers, except special education	1,400	2.42	#	\$47,125	1.93	#	#	#	#	#	\$33,034	\$38,700	\$46,313	\$55,619	\$63,751
25-2022	Middle school teachers, except special and vocational education	750	3.73	#	\$47,643	1.80	#	#	#	#	#	\$33,511	\$38,929	\$47,269	\$56,102	\$63,973
25-2031	Secondary school teachers, except special and vocational education	970	1.07	#	\$47,646	1.70	#	#	#	#	#	\$33,830	\$39,029	\$47,561	\$55,779	\$61,975
25-2052	Special education teachers, kindergarten, and elementary school	120	2.04	#	\$47,587	2.49	#	#	#	#	#	\$32,491	\$37,811	\$46,375	\$57,070	\$67,244
25-2053	Special education teachers, middle school	80	0.89	#	\$48,739	2.99	#	#	#	#	#	\$33,157	\$38,008	\$47,167	\$58,167	\$68,857
25-2054	Special education teachers, secondary school	120	1.37	#	\$48,423	1.69	#	#	#	#	#	\$34,866	\$40,265	\$46,787	\$56,196	\$65,792
25-3011	Adult literacy, remedial education, and ged teachers and instructors	#	#	\$21.92	\$45,585	12.55	\$15.36	\$16.97	\$20.77	\$26.80	\$30.67	\$31,957	\$35,302	\$43,191	\$55,750	\$63,799
25-3021	Self-enrichment education teachers	#	#	\$19.00	\$39,517	8.62	\$10.13	\$15.56	\$19.85	\$22.13	\$26.63	\$21,067	\$32,361	\$41,291	\$46,037	\$55,398
25-3099	Teachers and instructors, all other	170	22.18	#	\$40,958	6.42	#	#	#	#	#	\$21,972	\$26,325	\$35,789	\$53,862	\$68,500
25-4012	Curators	20	6.78	\$26.83	\$55,801	2.50	\$19.29	\$22.66	\$25.90	\$31.71	\$35.07	\$40,124	\$47,143	\$53,880	\$65,950	\$72,950
25-4021	Librarians	110	1.27	\$31.44	\$65,390	4.49	\$18.97	\$21.98	\$30.93	\$40.67	\$46.16	\$39,467	\$45,713	\$64,341	\$84,594	\$96,002
25-4031	Library technicians	150	0.56	\$16.06	\$33,412	2.20	\$11.76	\$13.29	\$15.64	\$17.91	\$21.37	\$24,461	\$27,652	\$32,538	\$37,248	\$44,445
25-9031	Instructional coordinators	110	5.80	\$26.07	\$54,222	8.95	\$10.87	\$17.78	\$26.83	\$33.67	\$39.77	\$22,616	\$36,980	\$55,813	\$70,037	\$82,712
25-9041	Teacher assistants	960	11.34	#	\$24,517	2.75	#	#	#	#	#	\$18,364	\$20,556	\$23,726	\$27,730	\$30,285
25-9099	Education, training, and library workers, all other	60	4.37	\$19.54	\$40,643	3.27	\$11.05	\$15.42	\$18.75	\$22.59	\$27.35	\$22,990	\$32,081	\$39,000	\$46,982	\$56,884
27-0000	Arts, design, entertainment, sports, and media	1,780	5.73	\$23.43	\$48,728	7.84	\$8.84	\$12.12	\$18.06	\$27.83	\$40.60	\$18,391	\$25,200	\$37,575	\$57,888	\$84,448
27-1011	Art directors	40	21.87	\$30.03	\$62,472	6.92	\$15.81	\$18.28	\$30.45	\$36.17	\$47.48	\$32,885	\$38,013	\$63,326	\$75,234	\$98,766
27-1019	Artists and related workers, all other	30	25.07	\$21.01	\$43,702	10.20	\$12.70	\$14.44	\$22.10	\$26.02	\$29.35	\$26,409	\$30,037	\$45,975	\$54,130	\$61,050
27-1023	Floral designers	70	9.46	\$12.40	\$25,800	6.34	\$8.54	\$9.94	\$12.29	\$14.65	\$17.16	\$17,762	\$20,685	\$25,568	\$30,469	\$35,687
27-1024	Graphic designers	220	13.23	\$22.26	\$46,303	3.94	\$13.57	\$16.49	\$20.79	\$26.30	\$31.25	\$28,224	\$34,303	\$43,237	\$54,706	\$65,010
27-1025	Interior designers	#	#	\$18.97	\$39,463	16.56	\$12.16	\$13.07	\$14.58	\$24.68	\$32.20	\$25,291	\$27,177	\$30,320	\$51,340	\$66,985
27-1026	Merchandise displayers and window trimmers	80	12.31	\$12.25	\$25,486	7.99	\$9.57	\$10.05	\$10.83	\$14.75	\$17.68	\$19,914	\$20,894	\$22,526	\$30,683	\$36,781
27-2012	Producers and directors	40	38.37	\$19.19	\$39,919	12.01	\$11.70	\$12.58	\$14.12	\$25.46	\$33.11	\$24,336	\$26,158	\$29,379	\$52,949	\$68,862
27-2022	Coaches and scouts	220	18.29	#	\$34,019	20.25	#	#	#	#	#	\$16,922	\$18,467	\$23,358	\$35,314	\$53,719
27-2023	Umpires, referees, and other sports officials	90	16.14	#	#	#	#	#	#	#	#	#	#	#	#	#
27-2041	Music directors and composers	40	41.37	#	#	#	#	#	#	#	#	#	#	#	#	#
27-2042	Musicians and singers	20	35.98	\$17.18	#	21.26	\$9.60	\$10.04	\$10.77	\$11.50	\$41.84	#	#	#	#	#
27-3022	Reporters and correspondents	30	19.25	#	#	#	#	#	#	#	#	#	#	#	#	#
27-3031	Public relations specialists	320	11.84	\$26.30	\$54,709	5.05	\$12.14	\$16.71	\$23.56	\$33.57	\$45.83	\$25,258	\$34,756	\$48,999	\$69,817	\$95,328
27-3041	Editors	140	23.52	\$23.55	\$48,977	5.60	\$13.34	\$16.18	\$22.14	\$29.12	\$35.77	\$27,741	\$33,662	\$46,044	\$60,578	\$74,412

Data unavailable

Occupational Code	Occupational Title	Employment Estimate	Employment Percentage Relative Standard Error	Average Hourly Wage	Average Annual Wage	Wage Percentage Relative Standard Error	10th Percentile (Hourly)	25th Percentile (Hourly)	50th Percentile (Hourly)	75th Percentile (Hourly)	90th Percentile (Hourly)	10th Percentile (Annual)	25th Percentile (Annual)	50th Percentile (Annual)	75th Percentile (Annual)	90th Percentile (Annual)
27-3042	Technical writers	80	18.43	\$33.59	\$69,862	2.45	\$19.21	\$25.56	\$34.75	\$41.86	\$46.00	\$39,946	\$53,162	\$72,278	\$87,063	\$95,687
27-3043	Writers and authors	40	27.28	\$26.53	\$55,175	5.82	\$16.06	\$19.90	\$29.67	\$33.34	\$35.78	\$33,412	\$41,388	\$61,718	\$69,338	\$74,432
27-3091	Interpreters and translators	40	7.30	\$20.79	\$43,253	4.45	\$12.56	\$14.45	\$20.18	\$24.66	\$31.33	\$26,134	\$30,056	\$41,966	\$51,293	\$65,172
27-4011	Audio and video equipment technicians	40	38.73	\$24.80	\$51,579	3.17	\$12.31	\$14.81	\$21.76	\$31.45	\$37.68	\$25,614	\$30,810	\$45,263	\$65,410	\$78,380
27-4021	Photographers	70	22.03	\$10.39	\$21,619	6.75	\$7.93	\$8.37	\$9.10	\$11.24	\$16.33	\$16,498	\$17,408	\$18,925	\$23,371	\$33,968
29-0000	Healthcare practitioners and technical	8,370	7.51	\$34.43	\$71,620	4.93	\$14.27	\$21.07	\$28.36	\$36.23	\$54.40	\$29,679	\$43,816	\$58,984	\$75,356	\$113,143
29-1031	Dietitians and nutritionists	60	33.25	\$23.79	\$49,481	1.93	\$17.20	\$20.03	\$22.95	\$27.96	\$32.40	\$35,783	\$41,659	\$47,742	\$58,149	\$67,398
29-1041	Optometrists	60	21.11	\$41.55	\$86,418	22.90	\$14.68	\$20.55	\$40.02	\$50.37	\$56.81	\$30,542	\$42,751	\$63,249	\$104,762	\$118,167
29-1051	Pharmacists	230	11.01	\$56.74	\$118,011	4.03	\$47.13	\$50.24	\$55.35	\$62.72	\$69.81	\$98,033	\$104,491	\$115,138	\$130,455	\$145,202
29-1062	Family and general practitioners	140	17.90	\$48.37	\$100,602	5.25	\$25.11	\$28.65	\$43.66	\$62.90	\$81.79	\$52,237	\$59,582	\$90,821	\$130,838	\$170,114
29-1066	Psychiatrists	#	#	\$104.56	\$217,479	23.88	\$40.26	\$45.71	#	#	#	\$83,743	\$95,087	#	#	#
29-1067	Surgeons	100	35.79	\$112.72	\$234,458	11.71	\$65.77	#	#	#	#	\$136,795	#	#	#	#
29-1069	Physicians and surgeons, all other	380	24.04	\$114.92	\$239,031	11.32	\$58.15	#	#	#	#	\$120,942	#	#	#	#
29-1071	Physician assistants	170	27.75	\$53.23	\$110,724	10.54	\$34.53	\$42.09	\$49.44	\$55.01	\$64.55	\$71,830	\$87,549	\$102,833	\$114,423	\$134,265
29-1122	Occupational therapists	160	6.44	\$34.55	\$71,860	2.64	\$25.03	\$28.76	\$34.52	\$40.88	\$44.84	\$52,068	\$59,823	\$71,806	\$85,035	\$93,258
29-1123	Physical therapists	290	8.73	\$33.24	\$69,140	5.21	\$21.95	\$26.56	\$33.02	\$40.89	\$46.33	\$45,666	\$55,235	\$68,688	\$85,052	\$96,364
29-1126	Respiratory therapists	80	8.70	\$26.67	\$55,483	2.38	\$20.10	\$22.64	\$26.35	\$30.47	\$34.81	\$41,810	\$47,087	\$54,806	\$63,386	\$72,398
29-1127	Speech-language pathologists	170	15.84	\$35.30	\$73,432	3.65	\$24.46	\$27.41	\$33.76	\$41.70	\$48.01	\$50,873	\$57,014	\$70,214	\$86,726	\$99,867
29-1129	Therapists, all other	20	31.23	\$28.75	\$59,807	6.12	\$19.18	\$23.42	\$28.79	\$34.39	\$39.47	\$39,893	\$48,708	\$59,873	\$71,533	\$82,100
29-1131	Veterinarians	210	7.54	\$35.49	\$73,824	4.06	\$29.14	\$31.17	\$33.84	\$36.54	\$42.66	\$60,615	\$64,830	\$70,388	\$76,007	\$88,725
29-1141	Registered nurses	3,110	11.15	\$29.84	\$62,070	2.10	\$23.09	\$25.46	\$29.12	\$34.23	\$38.41	\$48,019	\$52,948	\$60,561	\$71,189	\$79,903
29-1171	Nurse practitioners	60	17.54	\$43.21	\$89,875	5.04	\$20.49	\$35.99	\$46.65	\$53.43	\$57.70	\$42,619	\$74,855	\$97,039	\$111,139	\$120,023
29-1199	Health diagnosing and treating practitioners, all other	30	18.85	\$38.99	\$81,093	6.92	\$26.82	\$30.67	\$34.44	\$46.30	\$61.43	\$55,778	\$63,801	\$71,641	\$96,306	\$127,777
29-2011	Medical and clinical laboratory technologists	170	10.59	\$28.82	\$59,936	2.79	\$20.95	\$24.90	\$29.67	\$33.55	\$35.87	\$43,573	\$51,792	\$61,719	\$69,775	\$74,610
29-2012	Medical and clinical laboratory technicians	170	6.81	\$16.32	\$33,936	3.65	\$12.21	\$13.15	\$14.73	\$18.50	\$22.49	\$25,390	\$27,360	\$30,640	\$38,480	\$46,778
29-2021	Dental hygienists	#	#	\$32.08	\$66,727	4.56	\$25.85	\$29.08	\$32.35	\$35.43	\$37.58	\$53,771	\$60,490	\$67,281	\$73,691	\$78,171
29-2032	Diagnostic medical sonographers	70	9.23	\$35.65	\$74,160	2.16	\$28.76	\$31.62	\$35.49	\$40.76	\$44.46	\$59,813	\$65,763	\$73,810	\$84,781	\$92,483
29-2034	Radiologic technologists and technicians	250	19.10	\$23.55	\$48,987	4.87	\$12.94	\$16.16	\$23.11	\$29.42	\$35.19	\$26,907	\$33,611	\$48,062	\$61,186	\$73,197
29-2035	Magnetic resonance imaging technologists	40	40.88	\$34.38	\$71,502	2.46	\$30.22	\$31.67	\$34.07	\$36.68	\$41.47	\$62,865	\$65,866	\$70,867	\$76,299	\$86,252
29-2041	Emergency medical technicians and paramedics	210	20.12	\$17.73	\$36,885	6.04	\$10.39	\$12.25	\$16.90	\$22.01	\$27.24	\$21,618	\$25,478	\$35,148	\$45,787	\$56,666
29-2051	Dietetic technicians	50	29.36	\$9.33	\$19,408	3.83	\$7.95	\$8.42	\$9.19	\$10.42	\$11.66	\$16,537	\$17,507	\$19,122	\$21,676	\$24,244
29-2052	Pharmacy technicians	250	14.24	\$15.31	\$31,840	2.00	\$11.18	\$13.01	\$15.53	\$17.49	\$18.85	\$23,265	\$27,054	\$32,302	\$36,388	\$39,207
29-2055	Surgical technologists	90	21.83	\$23.68	\$49,254	4.98	\$16.59	\$19.40	\$22.78	\$27.33	\$32.52	\$34,508	\$40,351	\$47,391	\$56,841	\$67,636
29-2056	Veterinary technologists and technicians	340	24.47	\$14.46	\$30,072	10.03	\$9.19	\$12.00	\$13.86	\$16.77	\$20.68	\$19,115	\$24,970	\$28,838	\$34,880	\$43,013
29-2057	Ophthalmic medical technicians	50	13.33	\$16.90	\$35,157	3.97	\$12.80	\$13.97	\$16.46	\$19.62	\$22.06	\$26,624	\$29,048	\$34,240	\$40,818	\$45,893
29-2061	Licensed practical and licensed vocational nurses	420	6.59	\$21.92	\$45,596	3.39	\$15.54	\$18.32	\$20.81	\$23.17	\$27.95	\$32,322	\$38,097	\$43,293	\$48,190	\$58,133
29-2071	Medical records and health information technicians	170	14.98	\$17.26	\$35,910	4.31	\$10.57	\$13.11	\$16.80	\$20.89	\$23.75	\$21,994	\$27,268	\$34,950	\$43,455	\$49,403
29-2081	Opticians, dispensing	130	17.04	\$14.51	\$30,172	5.40	\$10.30	\$11.48	\$14.07	\$17.11	\$20.04	\$21,414	\$23,879	\$29,260	\$35,584	\$41,676
29-2099	Health technologists and technicians, all other	100	14.35	\$18.07	\$37,584	4.87	\$11.59	\$13.77	\$16.82	\$20.64	\$28.45	\$24,107	\$28,638	\$34,993	\$42,928	\$59,179
29-9011	Occupational health and safety specialists	80	13.64	\$33.85	\$70,407	5.16	\$19.18	\$25.46	\$36.14	\$42.13	\$46.10	\$39,901	\$52,953	\$75,161	\$87,634	\$95,878
31-0000	Healthcare support	4,140	6.81	\$13.64	\$28,373	1.82	\$9.53	\$11.03	\$13.13	\$15.50	\$18.16	\$19,823	\$22,937	\$27,315	\$32,234	\$37,773
31-1011	Home health aides	930	20.64	\$11.44	\$23,793	3.60	\$8.55	\$9.74	\$11.59	\$13.25	\$14.24	\$17,789	\$20,259	\$24,109	\$29,565	\$29,612
31-1014	Nursing assistants	1,130	8.52	\$12.65	\$26,309	1.86	\$9.85	\$10.71	\$12.33	\$14.29	\$16.64	\$20,494	\$22,282	\$25,654	\$29,716	\$34,603
31-2011	Occupational therapist assistants	20	49.51	\$26.92	\$55,992	4.24	\$17.64	\$21.32	\$27.30	\$32.56	\$35.82	\$36,681	\$44,347	\$56,785	\$67,721	\$74,516
31-2021	Physical therapist assistants	30	27.92	\$26.16	\$54,406	5.71	\$19.41	\$21.32	\$25.55	\$31.71	\$34.84	\$40,379	\$44,350	\$53,137	\$65,964	\$72,473
31-2022	Physical therapist aides	60	42.30	\$13.14	\$27,337	6.03	\$10.03	\$10.94	\$12.84	\$15.32	\$17.24	\$20,854	\$22,749	\$26,701	\$31,863	\$35,855
31-9011	Massage therapists	350	18.91	\$13.91	\$28,925	8.80	\$8.20	\$9.05	\$12.56	\$17.40	\$22.03	\$17,061	\$18,816	\$26,121	\$36,193	\$45,813
31-9091	Dental assistants	500	12.30	\$15.90	\$33,066	5.75	\$12.12	\$13.44	\$15.46	\$17.53	\$21.39	\$25,208	\$27,949	\$32,147	\$36,457	\$44,499

Data unavailable

Occupational Code	Occupational Title	Employment Estimate	Employment Percentage Relative Standard Error	Average Hourly Wage	Average Annual Wage	Wage Percentage Relative Standard Error	10th Percentile (Hourly)	25th Percentile (Hourly)	50th Percentile (Hourly)	75th Percentile (Hourly)	90th Percentile (Hourly)	10th Percentile (Annual)	25th Percentile (Annual)	50th Percentile (Annual)	75th Percentile (Annual)	90th Percentile (Annual)
31-9092	Medical assistants	540	8.45	\$15.34	\$31,916	1.87	\$11.98	\$13.02	\$14.75	\$17.07	\$18.53	\$24,926	\$27,076	\$30,686	\$35,497	\$38,544
31-9093	Medical equipment preparers	70	14.47	\$15.63	\$32,519	2.55	\$12.32	\$13.35	\$15.14	\$17.55	\$20.15	\$25,619	\$27,765	\$31,490	\$36,496	\$41,906
31-9094	Medical transcriptionists	180	44.20	\$15.86	\$32,986	8.19	\$9.94	\$12.42	\$15.65	\$19.48	\$22.20	\$20,671	\$25,832	\$32,543	\$40,520	\$46,170
31-9096	Veterinary assistants and laboratory animal caretakers	#	#	\$13.19	\$27,435	3.06	\$10.30	\$11.74	\$13.13	\$14.53	\$16.69	\$21,432	\$24,420	\$27,319	\$30,215	\$34,717
31-9097	Phlebotomists	80	18.83	\$15.07	\$31,353	2.72	\$12.19	\$13.05	\$14.50	\$16.74	\$18.21	\$25,348	\$27,149	\$30,152	\$34,816	\$37,875
31-9099	Healthcare support workers, all other	140	14.14	\$13.34	\$27,750	3.96	\$9.85	\$11.10	\$13.04	\$15.47	\$17.66	\$20,491	\$23,078	\$27,127	\$32,185	\$36,723
33-0000	Protective service	2,390	6.42	\$21.39	\$44,495	6.33	\$8.41	\$10.15	\$19.37	\$31.32	\$36.95	\$17,485	\$21,122	\$40,286	\$65,152	\$76,849
33-1012	First-line supervisors/managers of police and detectives	70	0.74	\$44.92	\$93,444	2.82	\$37.52	\$39.86	\$43.76	\$50.62	\$56.60	\$78,044	\$82,914	\$91,030	\$105,279	\$117,734
33-1021	First-line supervisors/managers of fire fighting and prevention workers	80	15.67	\$40.53	\$84,308	5.21	\$36.66	\$38.27	\$40.95	\$43.64	\$45.25	\$76,243	\$79,595	\$85,183	\$90,771	\$94,124
33-1099	First-line supervisors/managers, protective service workers, all other	60	41.10	\$26.09	\$54,270	9.17	\$10.46	\$20.01	\$28.90	\$33.91	\$36.90	\$21,747	\$41,629	\$60,105	\$70,539	\$76,752
33-2011	Fire fighters	240	9.70	\$25.35	\$52,721	3.90	\$13.55	\$18.82	\$28.74	\$32.65	\$34.88	\$28,181	\$39,138	\$59,787	\$67,909	\$72,559
33-3021	Detectives and criminal investigators	30	0.00	\$31.31	\$65,118	1.71	\$16.69	\$23.73	\$27.69	\$34.63	\$58.05	\$34,719	\$49,359	\$57,595	\$72,034	\$120,750
33-3051	Police and sheriff's patrol officers	500	0.72	\$32.48	\$67,553	2.20	\$24.84	\$29.30	\$32.50	\$35.69	\$41.80	\$51,658	\$60,951	\$67,594	\$74,237	\$86,954
33-9021	Private detectives and investigators	#	#	\$16.64	\$34,618	10.67	\$12.28	\$13.18	\$14.68	\$19.66	\$22.38	\$25,541	\$27,419	\$30,529	\$40,898	\$46,559
33-9032	Security guards	580	26.21	\$10.06	\$20,932	6.39	\$7.89	\$8.27	\$8.90	\$10.83	\$16.29	\$16,415	\$17,202	\$18,512	\$22,525	\$33,881
33-9092	Lifeguards, ski patrol, and other recreational protective service workers	150	20.81	\$9.52	\$19,793	3.94	\$7.89	\$8.27	\$8.89	\$10.42	\$12.76	\$16,412	\$17,193	\$18,495	\$21,674	\$26,537
33-9093	Transportation security screeners	20	0.00	\$17.51	\$36,417	#	\$15.04	\$17.44	\$17.61	\$18.23	\$18.49	\$31,274	\$36,270	\$36,618	\$37,924	\$38,457
33-9099	Protective service workers, all other	320	2.60	\$15.85	\$32,959	3.50	\$9.51	\$11.44	\$13.94	\$19.92	\$24.49	\$19,776	\$23,795	\$29,001	\$41,436	\$50,929
35-0000	Food preparation and serving-related	14,690	1.74	\$9.91	\$20,616	1.50	\$7.92	\$8.34	\$9.05	\$10.87	\$13.93	\$16,477	\$17,355	\$18,818	\$22,615	\$28,982
35-1011	Chefs and head cooks	140	28.64	\$17.89	\$37,201	3.96	\$12.16	\$13.84	\$17.26	\$20.89	\$22.99	\$25,292	\$28,789	\$35,907	\$43,452	\$47,829
35-1012	First-line supervisors/managers of food preparation and serving workers	930	8.73	\$15.08	\$31,374	3.78	\$10.10	\$11.90	\$13.87	\$17.89	\$22.08	\$21,002	\$24,756	\$28,858	\$37,212	\$45,933
35-2012	Cooks, institution and cafeteria	290	9.24	\$11.90	\$24,754	3.62	\$8.72	\$9.81	\$11.05	\$13.59	\$16.92	\$18,137	\$20,411	\$22,991	\$28,271	\$35,191
35-2014	Cooks, restaurant	1,170	12.23	\$11.13	\$23,161	3.69	\$8.24	\$9.13	\$10.63	\$12.68	\$14.98	\$17,132	\$18,993	\$22,101	\$26,366	\$31,164
35-2015	Cooks, short order	80	37.71	\$11.42	\$23,763	6.48	\$8.20	\$9.05	\$11.93	\$13.56	\$14.54	\$17,063	\$18,820	\$24,806	\$28,203	\$30,242
35-2019	Cooks, all other	#	#	\$10.06	\$20,917	5.45	\$8.07	\$8.73	\$9.88	\$11.02	\$11.77	\$16,795	\$18,151	\$20,556	\$22,925	\$24,473
35-2021	Food preparation workers	790	15.59	\$10.14	\$21,101	4.25	\$8.08	\$8.74	\$9.87	\$11.21	\$13.39	\$16,807	\$18,180	\$20,534	\$23,319	\$27,843
35-3011	Bartenders	790	19.15	\$8.75	\$18,199	2.73	\$7.84	\$8.14	\$8.64	\$9.15	\$10.54	\$16,309	\$16,936	\$17,981	\$19,026	\$21,924
35-3021	Combined food preparation and serving workers, including fast food	4,940	5.74	\$8.94	\$18,596	1.87	\$7.86	\$8.20	\$8.76	\$9.35	\$11.18	\$16,357	\$17,056	\$18,220	\$19,440	\$23,263
35-3022	Counter attendants, cafeteria, food concession, and coffee shop	#	#	\$8.43	\$17,535	3.75	\$7.84	\$8.15	\$8.66	\$9.16	\$9.82	\$16,314	\$16,948	\$18,005	\$19,062	\$20,431
35-3031	Waiters and waitresses	3,420	4.86	\$9.68	\$20,125	4.39	\$7.89	\$8.27	\$8.89	\$10.28	\$14.07	\$16,411	\$17,191	\$18,492	\$21,373	\$29,263
35-3041	Food servers, nonrestaurant	260	16.76	\$10.26	\$21,347	1.93	\$8.11	\$8.82	\$10.13	\$11.59	\$13.44	\$16,875	\$18,350	\$21,061	\$24,112	\$27,958
35-9011	Dining room and cafeteria attendants and bartender helpers	450	28.31	\$8.89	\$18,483	3.65	\$7.86	\$8.19	\$8.73	\$9.29	\$11.04	\$16,346	\$17,029	\$18,167	\$19,317	\$22,972
35-9021	Dishwashers	470	13.52	\$9.25	\$19,249	2.44	\$7.93	\$8.37	\$9.10	\$10.41	\$11.39	\$16,500	\$17,413	\$18,935	\$21,651	\$23,685
35-9031	Hosts and hostesses, restaurant, lounge, and coffee shop	520	15.50	\$8.86	\$18,427	2.79	\$7.88	\$8.23	\$8.82	\$9.44	\$10.90	\$16,384	\$17,122	\$18,353	\$19,639	\$22,676
37-0000	Building and grounds cleaning and maintenance	4,500	6.25	\$12.24	\$25,470	2.55	\$8.39	\$9.44	\$10.93	\$13.68	\$18.01	\$17,441	\$19,640	\$22,743	\$28,465	\$37,466
37-1011	First-line supervisors/managers of housekeeping and janitorial workers	140	19.11	\$18.44	\$38,352	6.10	\$10.00	\$11.43	\$15.02	\$24.36	\$32.68	\$20,802	\$23,768	\$31,246	\$50,664	\$67,982
37-1012	First-line supervisors/managers of landscaping, lawn service, and groundskeeping workers	130	21.85	\$25.44	\$52,923	3.53	\$16.74	\$20.96	\$25.78	\$29.85	\$34.19	\$34,827	\$43,603	\$53,613	\$62,084	\$71,118

Data unavailable

Occupational Code	Occupational Title	Employment Estimate	Employment Percentage Relative Standard Error	Average Hourly Wage	Average Annual Wage	Wage Percentage Relative Standard Error	10th Percentile (Hourly)	25th Percentile (Hourly)	50th Percentile (Hourly)	75th Percentile (Hourly)	90th Percentile (Hourly)	10th Percentile (Annual)	25th Percentile (Annual)	50th Percentile (Annual)	75th Percentile (Annual)	90th Percentile (Annual)
37-2011	Janitors and cleaners, except maids and housekeeping cleaners	1,980	11.75	\$11.47	\$23,862	2.99	\$8.44	\$9.48	\$10.78	\$12.91	\$15.97	\$17,558	\$19,726	\$22,414	\$26,847	\$33,209
37-2012	Maids and housekeeping cleaners	860	13.31	\$9.83	\$20,437	2.13	\$8.08	\$8.74	\$9.81	\$10.89	\$11.55	\$16,806	\$18,179	\$20,397	\$22,651	\$24,023
37-2021	Pest control workers	20	36.14	\$16.41	\$34,125	8.81	\$11.44	\$14.75	\$16.60	\$18.52	\$21.19	\$23,791	\$30,678	\$34,519	\$38,531	\$44,074
37-3011	Landscaping and groundskeeping workers	1,370	8.55	\$12.90	\$26,825	4.86	\$8.50	\$9.78	\$12.01	\$14.71	\$18.41	\$17,671	\$20,348	\$24,978	\$30,591	\$38,299
39-0000	Personal care and service	3,380	7.49	\$12.07	\$25,098	2.72	\$8.09	\$8.77	\$10.30	\$14.13	\$18.35	\$16,829	\$18,235	\$21,420	\$29,383	\$38,168
39-1021	First-line supervisors/managers of personal service workers	210	29.33	\$17.31	\$36,002	5.35	\$11.86	\$12.81	\$14.40	\$18.34	\$31.63	\$24,675	\$26,653	\$29,948	\$38,141	\$65,780
39-2021	Nonfarm animal caretakers	210	17.98	\$10.29	\$21,412	3.07	\$7.95	\$8.41	\$9.17	\$11.49	\$14.52	\$16,529	\$17,486	\$19,081	\$23,894	\$30,199
39-3031	Ushers, lobby attendants, and ticket takers	270	27.32	\$8.40	\$17,470	3.37	\$7.82	\$8.10	\$8.56	\$9.02	\$9.30	\$16,275	\$16,851	\$17,811	\$18,771	\$19,347
39-3091	Amusement and recreation attendants	290	26.27	\$9.40	\$19,555	3.54	\$7.88	\$8.24	\$8.84	\$9.71	\$12.28	\$16,390	\$17,139	\$18,386	\$20,194	\$25,553
39-3093	Locker room, coatroom, and dressing room attendants	#	#	\$9.02	\$18,770	5.19	\$7.88	\$8.24	\$8.83	\$9.43	\$11.36	\$16,388	\$17,132	\$18,374	\$19,622	\$23,629
39-4021	Funeral attendants	30	35.49	\$12.72	\$26,450	9.37	\$8.32	\$9.34	\$12.95	\$16.18	\$17.64	\$17,308	\$19,434	\$26,943	\$33,649	\$36,690
39-4031	Morticians, undertakers, and funeral directors	20	20.24	\$20.88	\$43,423	8.53	\$14.88	\$16.60	\$19.85	\$25.09	\$31.20	\$30,945	\$34,528	\$41,290	\$52,185	\$64,899
39-5012	Hairdressers, hairstylists, and cosmetologists	450	17.50	\$11.16	\$23,207	5.79	\$8.13	\$8.85	\$10.18	\$11.71	\$17.05	\$16,901	\$18,415	\$21,174	\$24,357	\$35,461
39-5094	Skin care specialists	30	26.17	\$15.38	\$31,982	8.27	\$10.34	\$11.62	\$13.71	\$17.90	\$24.54	\$21,502	\$24,168	\$28,508	\$37,223	\$51,037
39-6011	Baggage porters and bellhops	20	14.31	\$10.87	\$22,617	3.70	\$9.59	\$10.00	\$10.69	\$11.37	\$13.16	\$19,938	\$20,797	\$22,228	\$23,659	\$27,370
39-7011	Tour guides and escorts	60	31.78	\$11.86	\$24,676	3.61	\$9.59	\$10.24	\$11.31	\$14.44	\$14.45	\$19,951	\$21,293	\$23,531	\$30,036	\$30,049
39-9011	Child care workers	430	30.20	\$10.53	\$21,898	5.02	\$8.10	\$8.78	\$10.03	\$11.52	\$14.82	\$16,842	\$18,268	\$20,858	\$23,967	\$30,819
39-9021	Personal and home care aides	540	16.93	\$9.75	\$20,271	3.25	\$8.07	\$8.73	\$9.77	\$10.84	\$11.47	\$16,796	\$18,153	\$20,321	\$22,537	\$23,867
39-9031	Fitness trainers and aerobics instructors	420	20.92	\$18.13	\$37,717	4.25	\$9.38	\$13.43	\$16.83	\$20.54	\$26.89	\$19,509	\$27,927	\$35,014	\$42,732	\$55,930
39-9032	Recreation workers	240	12.38	\$15.93	\$33,144	2.97	\$9.18	\$11.14	\$14.49	\$20.25	\$25.01	\$19,096	\$23,173	\$30,138	\$42,110	\$52,021
39-9041	Residential advisors	30	40.82	\$12.64	\$26,288	8.01	\$9.92	\$10.65	\$11.98	\$14.31	\$16.90	\$20,629	\$22,152	\$24,927	\$29,760	\$35,152
41-0000	Sales and related	16,350	2.47	\$16.33	\$33,976	2.82	\$8.27	\$9.19	\$11.63	\$17.82	\$30.46	\$17,193	\$19,123	\$24,196	\$37,074	\$63,353
41-1011	First-line supervisors/managers of retail sales workers	1,180	6.91	\$19.49	\$40,539	2.67	\$12.23	\$14.18	\$17.29	\$22.14	\$30.24	\$25,442	\$29,498	\$35,967	\$46,045	\$62,904
41-1012	First-line supervisors/managers of non-retail sales workers	240	8.84	\$29.35	\$61,041	10.22	\$15.47	\$16.82	\$20.11	\$40.22	\$55.59	\$32,176	\$34,976	\$41,824	\$83,662	\$115,631
41-2011	Cashiers	3,000	8.73	\$9.72	\$20,227	1.45	\$7.95	\$8.41	\$9.18	\$10.84	\$12.88	\$16,543	\$17,501	\$19,099	\$22,553	\$26,783
41-2021	Counter and rental clerks	740	15.04	\$13.85	\$28,803	7.54	\$8.08	\$8.73	\$10.59	\$17.41	\$25.30	\$16,810	\$18,163	\$22,018	\$36,223	\$52,633
41-2022	Parts salespersons	200	14.28	\$15.47	\$32,175	3.75	\$10.09	\$11.90	\$14.39	\$18.11	\$22.04	\$20,984	\$24,759	\$29,931	\$37,669	\$45,841
41-2031	Retail salespersons	5,870	4.79	\$12.09	\$25,142	2.68	\$8.10	\$8.78	\$10.32	\$13.41	\$18.11	\$16,850	\$18,263	\$21,470	\$27,893	\$37,674
41-3011	Advertising sales agents	130	20.26	\$22.38	\$46,553	10.88	\$12.06	\$14.09	\$19.24	\$25.63	\$40.31	\$25,088	\$29,308	\$40,009	\$53,315	\$83,840
41-3021	Insurance sales agents	380	9.39	\$25.50	\$53,037	12.01	\$15.51	\$17.19	\$21.66	\$27.04	\$33.49	\$32,270	\$35,749	\$45,054	\$56,243	\$69,655
41-3031	Securities, commodities, and financial services sales agents	440	13.68	#	#	#	#	#	#	#	#	#	#	#	#	#
41-3041	Travel agents	60	19.39	\$14.43	\$30,017	7.28	\$9.95	\$10.95	\$13.10	\$15.68	\$17.92	\$20,695	\$22,769	\$27,245	\$32,606	\$37,275
41-3098	Sales representatives of services, except advertising, insurance, travel, and financial services	120	35.75	\$40.04	\$83,289	16.55	\$10.42	\$15.01	\$29.19	\$53.03	\$85.68	\$21,670	\$31,228	\$60,718	\$110,309	\$178,213
41-3099	Sales representatives, services, all other	720	13.80	\$29.53	\$61,430	7.00	\$10.53	\$14.91	\$23.63	\$36.46	\$56.07	\$21,908	\$31,011	\$49,147	\$75,844	\$116,619
41-4011	Sales representatives, wholesale and manufacturing, technical and scientific products	150	47.34	\$39.82	\$82,831	7.88	\$23.50	\$26.81	\$33.98	\$49.38	\$64.73	\$48,877	\$55,767	\$70,678	\$102,717	\$134,635
41-4012	Sales representatives, wholesale and manufacturing, except technical and scientific products	1,480	6.72	\$29.86	\$62,102	5.03	\$12.83	\$16.60	\$22.79	\$36.41	\$54.62	\$26,695	\$34,521	\$47,395	\$75,738	\$113,618
41-9021	Real estate brokers	100	24.98	\$26.38	\$54,863	11.72	\$16.02	\$18.25	\$23.46	\$32.74	\$36.13	\$33,319	\$37,957	\$48,807	\$68,096	\$75,150
41-9022	Real estate sales agents	160	43.83	\$29.92	\$62,241	6.74	\$13.24	\$19.93	\$32.78	\$36.93	\$42.78	\$27,547	\$41,448	\$68,176	\$76,818	\$88,977
41-9031	Sales engineers	#	#	\$49.03	\$101,991	6.13	\$25.92	\$29.92	\$46.67	\$62.62	\$71.70	\$53,915	\$62,239	\$97,065	\$130,253	\$149,138

Data unavailable

Occupational Code	Occupational Title	Employment Estimate	Employment Percentage Relative Standard Error	Average Hourly Wage	Average Annual Wage	Wage Percentage Relative Standard Error	10th Percentile (Hourly)	25th Percentile (Hourly)	50th Percentile (Hourly)	75th Percentile (Hourly)	90th Percentile (Hourly)	10th Percentile (Annual)	25th Percentile (Annual)	50th Percentile (Annual)	75th Percentile (Annual)	90th Percentile (Annual)
41-9099	Sales and related workers, all other	160	16.53	\$12.68	\$26,367	3.55	\$8.29	\$9.29	\$11.81	\$14.45	\$19.60	\$17,252	\$19,320	\$24,570	\$30,060	\$40,761
43-0000	Office and administrative support	19,270	2.08	\$15.94	\$33,165	1.44	\$9.05	\$11.27	\$14.99	\$19.22	\$24.39	\$18,825	\$23,437	\$31,187	\$39,977	\$50,725
43-1011	First-line supervisors/managers of office and administrative support workers	890	4.61	\$24.18	\$50,288	1.96	\$14.34	\$18.14	\$23.03	\$29.42	\$35.66	\$29,826	\$37,739	\$47,910	\$61,199	\$74,173
43-2011	Switchboard operators, including answering service	50	12.66	\$11.89	\$24,735	5.68	\$8.26	\$9.19	\$11.91	\$14.03	\$16.31	\$17,184	\$19,124	\$24,777	\$29,182	\$33,923
43-3011	Bill and account collectors	120	21.08	\$20.38	\$42,385	15.35	\$12.30	\$15.10	\$17.26	\$20.53	\$46.42	\$25,590	\$31,417	\$35,906	\$42,712	\$96,555
43-3021	Billing and posting clerks and machine operators	420	13.28	\$16.64	\$34,621	1.84	\$12.25	\$14.54	\$16.50	\$18.29	\$21.48	\$25,481	\$30,235	\$34,322	\$38,034	\$44,687
43-3031	Bookkeeping, accounting, and auditing clerks	1,930	5.82	\$15.54	\$32,330	2.13	\$8.60	\$10.88	\$15.54	\$18.55	\$22.97	\$17,897	\$22,627	\$32,325	\$38,583	\$47,778
43-3051	Payroll and timekeeping clerks	70	13.79	\$19.56	\$40,686	2.50	\$13.75	\$15.92	\$18.96	\$23.17	\$26.92	\$28,600	\$33,110	\$39,446	\$48,198	\$55,997
43-3061	Procurement clerks	30	10.32	\$19.18	\$39,889	2.47	\$15.15	\$16.98	\$19.07	\$21.62	\$23.44	\$31,520	\$35,320	\$39,674	\$44,968	\$48,763
43-3071	Tellers	530	12.48	\$12.41	\$25,813	2.09	\$9.90	\$10.58	\$11.76	\$13.95	\$16.22	\$20,594	\$22,007	\$24,460	\$29,007	\$33,735
43-4011	Brokerage clerks	40	36.82	\$15.27	\$31,753	6.94	\$11.92	\$12.76	\$14.16	\$16.48	\$20.51	\$24,800	\$26,547	\$29,446	\$34,282	\$42,651
43-4031	Court, municipal, and license clerks	350	1.77	\$20.82	\$43,311	1.95	\$15.69	\$17.28	\$20.32	\$23.65	\$27.85	\$32,628	\$35,951	\$42,266	\$49,198	\$57,925
43-4041	Credit authorizers, checkers, and clerks	40	17.51	\$15.70	\$32,663	2.94	\$12.23	\$13.31	\$15.34	\$17.88	\$20.46	\$25,436	\$27,685	\$31,910	\$37,180	\$42,564
43-4051	Customer service representatives	1,330	9.59	\$15.41	\$32,046	2.66	\$9.50	\$10.73	\$13.71	\$18.92	\$24.65	\$19,750	\$22,317	\$28,508	\$39,352	\$51,263
43-4071	File clerks	180	20.99	\$13.15	\$27,344	4.56	\$8.67	\$9.97	\$12.00	\$16.31	\$18.74	\$18,030	\$20,731	\$24,964	\$33,930	\$38,977
43-4081	Hotel, motel, and resort desk clerks	320	21.30	\$9.86	\$20,510	3.43	\$8.16	\$8.95	\$10.06	\$10.95	\$11.49	\$16,980	\$18,614	\$20,920	\$22,786	\$23,906
43-4111	Interviewers, except eligibility and loan	150	16.96	\$17.16	\$35,683	2.55	\$12.45	\$14.29	\$16.76	\$19.59	\$23.03	\$25,901	\$29,716	\$34,863	\$40,745	\$47,900
43-4121	Library assistants, clerical	#	#	\$12.30	\$25,576	2.57	\$8.20	\$9.05	\$12.12	\$15.58	\$17.22	\$17,061	\$18,815	\$25,207	\$32,402	\$35,822
43-4131	Loan interviewers and clerks	170	31.89	\$14.26	\$29,670	14.11	\$8.17	\$8.96	\$13.82	\$19.58	\$22.11	\$16,993	\$18,646	\$28,739	\$40,719	\$45,981
43-4141	New accounts clerks	50	32.64	\$16.65	\$34,623	8.06	\$12.53	\$13.59	\$15.83	\$19.44	\$22.33	\$26,065	\$28,274	\$32,929	\$40,434	\$46,443
43-4151	Order clerks	110	26.57	\$12.16	\$25,287	7.77	\$8.10	\$8.78	\$10.96	\$15.43	\$17.89	\$16,841	\$18,265	\$22,787	\$32,087	\$37,203
43-4161	Human resources assistants, except payroll and timekeeping	110	7.56	\$17.39	\$36,168	2.30	\$10.58	\$13.20	\$17.26	\$21.60	\$24.60	\$22,014	\$27,462	\$35,908	\$44,926	\$51,172
43-4171	Receptionists and information clerks	1,330	7.25	\$13.03	\$27,095	2.32	\$8.44	\$9.83	\$12.93	\$15.48	\$18.05	\$17,557	\$20,447	\$26,884	\$32,197	\$37,540
43-4181	Reservation and transportation ticket agents and travel clerks	40	27.25	\$13.67	\$28,435	7.53	\$9.86	\$10.64	\$13.63	\$16.71	\$18.07	\$20,506	\$22,138	\$28,353	\$34,759	\$37,587
43-4199	Information and record clerks, all other	370	6.40	\$22.31	\$46,412	4.56	\$13.84	\$15.06	\$18.26	\$23.58	\$44.45	\$28,777	\$31,324	\$37,979	\$49,043	\$92,453
43-5021	Couriers and messengers	70	20.59	\$13.88	\$28,875	12.30	\$8.92	\$10.54	\$14.10	\$17.20	\$18.78	\$18,549	\$21,917	\$29,332	\$35,771	\$39,058
43-5031	Police, fire, and ambulance dispatchers	80	0.56	\$23.00	\$47,845	1.92	\$18.91	\$20.48	\$23.09	\$26.10	\$28.02	\$39,331	\$42,590	\$48,022	\$54,295	\$58,282
43-5032	Dispatchers, except police, fire, and ambulance	150	20.52	\$15.40	\$32,027	5.38	\$8.63	\$12.21	\$14.05	\$19.16	\$22.86	\$17,955	\$25,390	\$29,224	\$39,856	\$47,555
43-5041	Meter readers, utilities	50	19.75	#	#	#	#	#	#	#	#	#	#	#	#	#
43-5051	Postal service clerks	60	0.00	\$24.41	\$50,776	#	\$18.79	\$25.52	\$25.53	\$25.53	\$26.55	\$39,083	\$53,084	\$53,093	\$53,101	\$55,231
43-5052	Postal service mail carriers	270	0.00	\$25.28	\$52,573	#	\$19.46	\$23.09	\$27.16	\$27.17	\$27.75	\$40,467	\$48,036	\$56,495	\$56,509	\$57,717
43-5053	Postal service mail sorters, processors, and processing machine operators	40	0.00	\$21.49	\$44,708	#	\$14.60	\$14.61	\$25.52	\$25.53	\$25.53	\$30,369	\$30,381	\$53,087	\$53,096	\$53,102
43-5061	Production, planning, and expediting clerks	110	12.87	\$22.86	\$47,551	3.61	\$14.55	\$16.81	\$21.96	\$27.64	\$34.90	\$30,262	\$34,974	\$45,682	\$57,491	\$72,599
43-5071	Shipping, receiving, and traffic clerks	670	8.51	\$14.43	\$30,009	3.26	\$8.68	\$10.72	\$13.97	\$17.73	\$21.26	\$18,063	\$22,301	\$29,048	\$36,886	\$44,212
43-5081	Stock clerks and order fillers	1,790	6.62	\$12.09	\$25,152	1.89	\$8.23	\$9.12	\$11.03	\$14.28	\$17.78	\$17,124	\$18,972	\$22,942	\$29,709	\$36,989
43-6011	Executive secretaries and administrative assistants	610	7.14	\$22.22	\$46,219	3.01	\$12.51	\$17.43	\$21.84	\$26.57	\$31.17	\$26,022	\$36,261	\$45,423	\$55,264	\$64,827
43-6012	Legal secretaries	80	37.44	\$19.45	\$40,457	8.95	\$11.69	\$17.35	\$20.57	\$22.48	\$23.61	\$24,325	\$36,098	\$42,775	\$46,756	\$49,110
43-6013	Medical secretaries	490	17.03	\$17.45	\$36,300	3.93	\$12.11	\$14.21	\$17.16	\$20.81	\$23.51	\$25,197	\$29,550	\$35,683	\$43,278	\$48,896
43-6014	Secretaries, except legal, medical, and executive	4,070	4.77	\$15.60	\$32,445	1.51	\$9.57	\$12.35	\$15.38	\$18.44	\$22.16	\$19,898	\$25,690	\$31,985	\$38,347	\$46,097
43-9011	Computer operators	20	36.97	\$20.74	\$43,134	4.14	\$14.80	\$17.81	\$20.80	\$23.05	\$27.27	\$30,783	\$37,036	\$43,255	\$47,938	\$56,728
43-9021	Data entry keyers	190	25.65	\$13.35	\$27,766	4.75	\$9.59	\$10.93	\$12.83	\$14.51	\$18.60	\$19,955	\$22,741	\$26,687	\$30,185	\$38,693
43-9022	Word processors and typists	40	22.87	\$14.56	\$30,286	3.12	\$12.48	\$12.87	\$14.44	\$16.15	\$18.02	\$25,964	\$26,765	\$30,041	\$33,601	\$37,473
43-9041	Insurance claims and policy processing clerks	60	34.18	\$19.79	\$41,153	5.09	\$13.15	\$15.13	\$18.30	\$23.09	\$29.16	\$27,350	\$31,464	\$38,070	\$48,031	\$60,663
43-9051	Mail clerks and mail machine operators, except postal service	110	37.00	\$10.94	\$22,745	3.90	\$8.00	\$8.54	\$9.85	\$13.28	\$15.08	\$16,636	\$17,754	\$20,495	\$27,617	\$31,374

Data unavailable

Occupational Code	Occupational Title	Employment Estimate	Employment Percentage Relative Standard Error	Average Hourly Wage	Average Annual Wage	Wage Percentage Relative Standard Error	10th Percentile (Hourly)	25th Percentile (Hourly)	50th Percentile (Hourly)	75th Percentile (Hourly)	90th Percentile (Hourly)	10th Percentile (Annual)	25th Percentile (Annual)	50th Percentile (Annual)	75th Percentile (Annual)	90th Percentile (Annual)
43-9061	Office clerks, general	1,470	8.91	\$14.53	\$30,218	1.99	\$8.78	\$10.48	\$13.49	\$17.41	\$21.72	\$18,255	\$21,807	\$28,056	\$36,219	\$45,169
43-9071	Office machine operators, except computer	#	#	\$14.85	\$30,897	2.16	\$9.57	\$10.56	\$15.04	\$19.04	\$21.95	\$19,914	\$21,971	\$31,291	\$39,609	\$45,655
43-9199	Office and administrative support workers, all other	50	17.96	\$15.77	\$32,811	10.28	\$8.32	\$9.45	\$12.87	\$21.56	\$25.12	\$17,310	\$19,665	\$26,770	\$44,845	\$52,258
45-0000	Farming, fishing, and forestry	160	32.61	\$13.18	\$27,406	5.67	\$8.35	\$9.50	\$11.51	\$14.45	\$22.01	\$17,363	\$19,752	\$23,934	\$30,048	\$45,790
45-2092	Farmworkers and laborers, crop, nursery, and greenhouse	#	#	\$13.77	\$28,644	7.39	\$8.80	\$10.31	\$12.16	\$13.95	\$24.91	\$18,314	\$21,435	\$25,284	\$29,019	\$51,804
45-2093	Farmworkers, farm and ranch animals	30	32.42	\$13.14	\$27,323	3.25	\$9.67	\$10.25	\$11.22	\$15.42	\$19.04	\$20,120	\$21,325	\$23,332	\$32,072	\$39,599
47-0000	Construction and extraction	5,800	5.88	\$20.28	\$42,174	2.07	\$11.20	\$14.83	\$18.82	\$24.80	\$32.16	\$23,302	\$30,850	\$39,150	\$51,576	\$66,894
47-1011	First-line supervisors/managers of construction trades and extraction workers	650	10.23	\$29.37	\$61,083	2.81	\$17.95	\$22.26	\$29.57	\$35.37	\$41.96	\$37,334	\$46,302	\$61,505	\$73,572	\$87,276
47-2021	Brickmasons and blockmasons	120	17.11	\$22.82	\$47,473	6.61	\$15.04	\$18.56	\$21.23	\$27.79	\$33.62	\$31,288	\$38,608	\$44,160	\$57,804	\$69,920
47-2031	Carpenters	460	18.65	\$17.53	\$36,465	3.10	\$12.30	\$14.03	\$16.72	\$20.40	\$24.93	\$25,582	\$29,191	\$34,770	\$42,431	\$51,861
47-2051	Cement masons and concrete finishers	310	27.43	\$16.31	\$33,921	9.89	\$11.55	\$12.62	\$14.34	\$18.51	\$23.24	\$24,029	\$26,241	\$29,831	\$38,496	\$48,342
47-2061	Construction laborers	800	16.37	\$15.94	\$33,155	2.84	\$10.56	\$12.40	\$15.08	\$18.13	\$23.01	\$21,970	\$25,793	\$31,375	\$37,718	\$47,853
47-2071	Paving, surfacing, and tamping equipment operators	140	18.72	\$20.65	\$42,944	2.41	\$15.46	\$17.13	\$19.98	\$23.31	\$28.08	\$32,164	\$35,640	\$41,556	\$48,485	\$58,410
47-2073	Operating engineers and other construction equipment operators	270	16.12	\$20.56	\$42,756	2.07	\$15.27	\$16.84	\$19.66	\$23.01	\$27.98	\$31,761	\$35,022	\$40,898	\$47,860	\$58,196
47-2081	Drywall and ceiling tile installers	190	17.34	\$19.29	\$40,124	10.10	\$13.24	\$15.75	\$19.50	\$22.46	\$26.07	\$27,535	\$32,754	\$40,556	\$46,710	\$54,230
47-2111	Electricians	610	22.49	\$22.16	\$46,102	11.05	\$10.38	\$16.67	\$21.59	\$26.58	\$36.86	\$21,583	\$34,684	\$44,906	\$55,297	\$76,673
47-2121	Glaziers	70	45.53	\$20.86	\$43,391	2.87	\$15.54	\$17.48	\$20.45	\$23.14	\$27.77	\$32,314	\$36,349	\$42,543	\$48,131	\$57,766
47-2141	Painters, construction and maintenance	270	13.08	\$15.56	\$32,357	12.59	\$8.28	\$9.25	\$15.91	\$20.54	\$23.05	\$17,231	\$19,240	\$33,091	\$42,714	\$47,944
47-2151	Pipelayers	40	21.17	\$17.83	\$37,077	3.21	\$14.25	\$15.61	\$17.10	\$18.61	\$24.33	\$29,632	\$32,469	\$35,570	\$38,715	\$50,599
47-2152	Plumbers, pipefitters, and steamfitters	620	31.90	\$21.96	\$45,684	8.46	\$8.51	\$10.79	\$22.12	\$30.54	\$37.41	\$17,702	\$22,434	\$46,017	\$63,527	\$77,818
47-2181	Roofers	100	32.68	\$18.27	\$37,999	2.19	\$12.07	\$14.43	\$18.02	\$21.56	\$25.46	\$25,105	\$30,024	\$37,480	\$44,847	\$52,961
47-2211	Sheet metal workers	230	24.69	\$20.69	\$43,027	3.00	\$15.28	\$16.98	\$19.88	\$23.54	\$28.42	\$31,791	\$35,324	\$41,355	\$48,969	\$59,109
47-2221	Structural iron and steel workers	290	7.57	\$22.48	\$46,757	2.70	\$16.62	\$19.01	\$21.82	\$26.15	\$29.03	\$34,571	\$39,536	\$45,382	\$54,396	\$60,383
47-3015	Helpers--pipelayers, plumbers, pipefitters, and steamfitters	#	#	\$15.34	\$31,908	2.97	\$11.40	\$14.73	\$15.93	\$17.12	\$17.84	\$23,715	\$30,635	\$33,132	\$35,615	\$37,106
47-4011	Construction and building inspectors	90	29.21	\$25.02	\$52,049	3.23	\$15.97	\$18.09	\$25.20	\$31.03	\$34.72	\$33,212	\$37,617	\$52,423	\$64,538	\$72,223
47-4041	Hazardous materials removal workers	30	49.69	\$17.41	\$36,221	8.77	\$12.45	\$13.88	\$16.47	\$19.94	\$23.93	\$25,901	\$28,873	\$34,253	\$41,468	\$49,769
47-4051	Highway maintenance workers	120	4.62	\$19.34	\$40,217	2.80	\$11.30	\$17.63	\$20.12	\$22.15	\$25.18	\$23,499	\$36,680	\$41,842	\$46,074	\$52,381
47-4071	Septic tank servicers and sewer pipe cleaners	#	#	\$24.78	\$51,536	6.35	\$17.22	\$19.78	\$22.96	\$31.12	\$34.56	\$35,817	\$41,142	\$47,761	\$64,729	\$71,890
49-0000	Installation, maintenance, and repair	4,840	6.28	\$21.66	\$45,047	2.00	\$11.12	\$15.20	\$20.75	\$27.03	\$33.74	\$23,133	\$31,623	\$43,151	\$56,223	\$70,182
49-1011	First-line supervisors/managers of mechanics, installers, and repairers	310	9.64	\$33.45	\$69,566	2.62	\$21.52	\$26.17	\$32.31	\$39.73	\$46.10	\$44,772	\$54,429	\$67,215	\$82,643	\$95,894
49-2011	Computer, automated teller, and office machine repairers	60	19.14	\$24.10	\$50,137	2.60	\$17.24	\$19.81	\$22.92	\$28.76	\$33.16	\$35,870	\$41,196	\$47,678	\$59,828	\$68,966
49-2021	Radio mechanics	#	#	\$30.08	\$62,564	6.99	\$19.83	\$23.02	\$30.23	\$37.06	\$42.87	\$41,244	\$47,879	\$62,887	\$77,082	\$89,161
49-2022	Telecommunications equipment installers and repairers, except line installers	230	32.57	\$28.15	\$58,553	6.36	\$22.63	\$25.21	\$28.25	\$32.53	\$37.61	\$47,061	\$52,444	\$58,758	\$67,673	\$78,235
49-2092	Electric motor, power tool, and related repairers	#	#	\$17.26	\$35,910	11.96	\$10.40	\$11.71	\$17.49	\$21.17	\$23.68	\$21,636	\$24,359	\$36,379	\$44,043	\$49,245
49-2094	Electrical and electronics repairers, commercial and industrial equipment	130	4.38	\$27.43	\$57,052	4.29	\$19.71	\$21.90	\$25.71	\$30.59	\$41.97	\$41,003	\$45,555	\$53,486	\$63,634	\$87,302
49-3011	Aircraft mechanics and service technicians	#	#	\$21.11	\$43,903	7.57	\$10.81	\$15.39	\$20.67	\$27.33	\$32.83	\$22,478	\$32,016	\$42,984	\$56,854	\$68,282
49-3021	Automotive body and related repairers	210	26.92	\$25.68	\$53,405	8.83	\$11.63	\$16.52	\$24.19	\$32.79	\$45.25	\$24,190	\$34,370	\$50,323	\$68,199	\$94,122
49-3023	Automotive service technicians and mechanics	780	7.96	\$20.48	\$42,598	3.45	\$12.06	\$14.75	\$19.41	\$24.65	\$31.35	\$25,093	\$30,671	\$40,369	\$51,281	\$65,206
49-3031	Bus and truck mechanics and diesel engine specialists	90	23.32	\$20.50	\$42,644	3.38	\$15.13	\$16.40	\$18.54	\$24.77	\$28.37	\$31,480	\$34,114	\$38,563	\$51,531	\$59,006
49-3042	Mobile heavy equipment mechanics, except engines	70	32.03	\$23.48	\$48,845	2.77	\$17.51	\$19.96	\$22.47	\$26.49	\$29.41	\$36,419	\$41,525	\$46,734	\$55,103	\$61,172

Data unavailable

Occupational Code	Occupational Title	Employment Estimate	Employment Percentage Relative Standard Error	Average Hourly Wage	Average Annual Wage	Wage Percentage Relative Standard Error	10th Percentile (Hourly)	25th Percentile (Hourly)	50th Percentile (Hourly)	75th Percentile (Hourly)	90th Percentile (Hourly)	10th Percentile (Annual)	25th Percentile (Annual)	50th Percentile (Annual)	75th Percentile (Annual)	90th Percentile (Annual)
49-3052	Motorcycle mechanics	#	#	\$19.06	\$39,654	6.14	\$10.86	\$12.87	\$17.04	\$24.57	\$31.46	\$22,599	\$26,780	\$35,440	\$51,108	\$65,436
49-3053	Outdoor power equipment and other small engine mechanics	60	38.22	\$18.72	\$38,941	7.10	\$12.06	\$14.81	\$19.60	\$22.08	\$24.54	\$25,092	\$30,806	\$40,768	\$45,935	\$51,047
49-3092	Recreational vehicle service technicians	#	#	\$22.23	\$46,243	8.90	\$11.51	\$16.77	\$24.54	\$27.49	\$29.27	\$23,950	\$34,891	\$51,033	\$57,188	\$60,880
49-3093	Tire repairers and changers	70	18.83	\$12.30	\$25,585	8.32	\$8.82	\$9.85	\$10.95	\$14.84	\$17.70	\$18,356	\$20,481	\$22,775	\$30,858	\$36,817
49-9012	Control and valve installers and repairers, except mechanical door	40	21.98	\$27.93	\$58,099	4.48	\$18.88	\$21.28	\$26.80	\$34.59	\$40.89	\$39,267	\$44,253	\$55,739	\$71,948	\$85,041
49-9021	Heating, air conditioning, and refrigeration mechanics and installers	#	#	\$20.93	\$43,538	1.91	\$15.46	\$17.76	\$20.80	\$23.96	\$27.62	\$32,156	\$36,942	\$43,259	\$49,827	\$57,457
49-9031	Home appliance repairers	80	25.17	\$17.31	\$36,009	2.27	\$13.01	\$15.49	\$17.17	\$18.82	\$21.96	\$27,069	\$32,219	\$35,720	\$39,139	\$45,683
49-9041	Industrial machinery mechanics	320	3.90	\$24.73	\$51,442	3.74	\$17.20	\$23.15	\$25.44	\$27.72	\$29.12	\$35,772	\$48,159	\$52,911	\$57,663	\$60,571
49-9044	Millwrights	40	23.17	\$25.11	\$52,227	19.34	\$16.94	\$19.11	\$21.23	\$32.08	\$41.97	\$35,238	\$39,757	\$44,167	\$66,725	\$87,292
49-9051	Electrical power-line installers and repairers	130	10.57	\$29.27	\$60,882	4.28	\$14.77	\$23.97	\$31.82	\$35.15	\$37.43	\$30,722	\$49,848	\$66,185	\$73,121	\$77,848
49-9052	Telecommunications line installers and repairers	#	#	\$25.84	\$53,754	5.36	\$23.82	\$24.82	\$26.47	\$28.13	\$29.12	\$49,554	\$51,620	\$55,063	\$58,506	\$60,572
49-9062	Medical equipment repairers	60	30.34	\$22.94	\$47,717	6.12	\$10.45	\$15.97	\$22.99	\$27.93	\$33.56	\$21,746	\$33,219	\$47,816	\$58,097	\$69,807
49-9069	Precision instrument and equipment repairers, all other	#	#	\$28.28	\$58,826	11.56	\$15.98	\$17.42	\$31.96	\$39.52	\$39.53	\$33,234	\$36,235	\$66,482	\$82,203	\$82,215
49-9071	Maintenance and repair workers, general	1,100	5.19	\$16.60	\$34,520	2.22	\$9.66	\$11.75	\$15.94	\$20.38	\$24.73	\$20,085	\$24,439	\$33,146	\$42,390	\$51,438
49-9094	Locksmiths and safe repairers	30	20.04	\$14.27	\$29,672	12.98	\$8.21	\$9.07	\$15.49	\$17.90	\$19.88	\$17,081	\$18,865	\$32,225	\$37,236	\$41,348
49-9098	Helpers--installation, maintenance, and repair workers	60	40.08	\$11.32	\$23,538	5.75	\$8.22	\$9.09	\$11.08	\$13.13	\$14.42	\$17,095	\$18,900	\$23,043	\$27,311	\$29,999
49-9099	Installation, maintenance, and repair workers, all other	140	39.91	\$13.04	\$27,124	7.98	\$8.24	\$9.15	\$12.77	\$14.55	\$19.53	\$17,148	\$19,034	\$26,556	\$30,256	\$40,627
51-0000	Production	7,220	4.92	\$17.55	\$36,510	3.16	\$9.50	\$11.90	\$15.85	\$21.67	\$27.55	\$19,759	\$24,749	\$32,973	\$45,083	\$57,306
51-1011	First-line supervisors/managers of production and operating workers	400	9.26	\$31.33	\$65,159	2.66	\$18.75	\$22.17	\$29.23	\$38.77	\$50.37	\$38,996	\$46,103	\$60,789	\$80,650	\$104,769
51-2022	Electrical and electronic equipment assemblers	560	6.13	\$14.18	\$29,490	3.84	\$10.13	\$11.21	\$13.53	\$16.55	\$18.82	\$21,078	\$23,308	\$28,145	\$34,433	\$39,136
51-2023	Electromechanical equipment assemblers	#	#	\$14.48	\$30,118	6.44	\$9.95	\$11.97	\$13.78	\$16.70	\$20.54	\$20,692	\$24,887	\$28,653	\$34,730	\$42,720
51-2041	Structural metal fabricators and fitters	70	24.22	\$17.21	\$35,787	3.40	\$12.04	\$13.91	\$16.77	\$19.95	\$22.11	\$25,051	\$28,937	\$34,892	\$41,501	\$45,998
51-2092	Team assemblers	490	8.21	\$14.91	\$31,007	3.42	\$9.48	\$11.85	\$14.80	\$17.38	\$20.47	\$19,722	\$24,646	\$30,782	\$36,142	\$42,569
51-2099	Assemblers and fabricators, all other	260	21.12	\$12.74	\$26,507	2.46	\$9.33	\$11.18	\$12.90	\$14.24	\$15.83	\$19,409	\$23,255	\$26,824	\$29,625	\$32,930
51-3011	Bakers	200	31.08	\$11.54	\$24,011	3.64	\$9.33	\$10.15	\$11.31	\$12.96	\$14.36	\$19,401	\$21,113	\$23,532	\$26,965	\$29,874
51-3021	Butchers and meat cutters	#	#	\$15.98	\$33,245	2.63	\$10.42	\$13.22	\$16.26	\$18.39	\$21.60	\$21,682	\$27,501	\$33,818	\$38,243	\$44,922
51-3092	Food batchmakers	80	42.52	#	#	#	#	#	#	#	#	#	#	#	#	#
51-3099	Food processing workers, all other	30	14.50	\$13.45	\$27,986	2.66	\$9.60	\$10.68	\$13.27	\$16.30	\$17.92	\$19,966	\$22,205	\$27,611	\$33,913	\$37,271
51-4011	Computer-controlled machine tool operators, metal and plastic	200	31.71	\$19.69	\$40,955	5.18	\$13.48	\$16.39	\$19.50	\$23.16	\$26.88	\$28,047	\$34,083	\$40,561	\$48,163	\$55,901
51-4031	Cutting, punching, and press machine setters, operators, and tenders, metal and plastic	70	11.82	\$13.24	\$27,530	4.60	\$8.14	\$8.89	\$11.63	\$17.49	\$21.24	\$16,935	\$18,501	\$24,199	\$36,379	\$44,180
51-4033	Grinding, lapping, polishing, and buffing machine tool setters, operators, and tenders, metal and plastic	60	30.01	\$16.03	\$33,344	5.91	\$10.37	\$11.51	\$16.34	\$20.06	\$22.17	\$21,561	\$23,945	\$33,992	\$41,728	\$46,116
51-4041	Machinists	370	9.91	\$18.35	\$38,167	5.77	\$9.18	\$14.52	\$18.92	\$22.53	\$26.34	\$19,096	\$30,204	\$39,356	\$46,872	\$54,793
51-4072	Molding, coremaking, and casting machine setters, operators, and tenders, metal and plastic	80	26.43	\$15.07	\$31,349	3.97	\$8.31	\$9.32	\$15.73	\$18.31	\$22.99	\$17,290	\$19,387	\$32,720	\$38,091	\$47,827
51-4111	Tool and die makers	30	28.39	\$25.33	\$52,682	4.93	\$19.40	\$21.62	\$25.39	\$29.77	\$34.01	\$40,357	\$44,971	\$52,817	\$61,915	\$70,742
51-4121	Welders, cutters, solderers, and brazers	340	18.42	\$21.04	\$43,754	4.66	\$12.49	\$14.29	\$17.61	\$22.72	\$40.36	\$25,987	\$29,728	\$36,625	\$47,251	\$83,952
51-5111	Prepress technicians and workers	50	48.31	\$16.20	\$33,697	8.66	\$10.58	\$13.62	\$15.96	\$17.75	\$21.16	\$22,008	\$28,332	\$33,189	\$36,917	\$44,009
51-5112	Printing press operators	110	21.01	\$17.80	\$37,032	6.11	\$11.10	\$13.78	\$18.06	\$21.28	\$23.15	\$23,088	\$28,671	\$37,561	\$44,265	\$48,143

Data unavailable

Occupational Code	Occupational Title	Employment Estimate	Employment Percentage Relative Standard Error	Average Hourly Wage	Average Annual Wage	Wage Percentage Relative Standard Error	10th Percentile (Hourly)	25th Percentile (Hourly)	50th Percentile (Hourly)	75th Percentile (Hourly)	90th Percentile (Hourly)	10th Percentile (Annual)	25th Percentile (Annual)	50th Percentile (Annual)	75th Percentile (Annual)	90th Percentile (Annual)
51-6011	Laundry and dry-cleaning workers	140	10.83	\$9.58	\$19,920	2.83	\$7.95	\$8.42	\$9.20	\$10.79	\$12.89	\$16,540	\$17,514	\$19,136	\$22,446	\$26,811
51-6031	Sewing machine operators	70	19.68	\$15.18	\$31,567	11.18	\$8.52	\$10.39	\$14.11	\$18.87	\$22.03	\$17,722	\$21,608	\$29,343	\$39,242	\$45,813
51-6052	Tailors, dressmakers, and custom sewers	#	#	\$15.34	\$31,899	4.46	\$10.30	\$11.61	\$15.07	\$18.76	\$21.40	\$21,414	\$24,158	\$31,339	\$39,024	\$44,511
51-6062	Textile cutting machine setters, operators, and tenders	#	#	\$14.16	\$29,453	7.37	\$10.33	\$11.57	\$13.99	\$16.71	\$18.31	\$21,487	\$24,074	\$29,104	\$34,754	\$38,084
51-7011	Cabinetmakers and bench carpenters	180	17.78	\$13.31	\$27,685	8.03	\$8.26	\$9.18	\$11.97	\$16.99	\$21.23	\$17,172	\$19,093	\$24,888	\$35,346	\$44,160
51-7021	Furniture finishers	#	#	\$16.78	\$34,906	7.51	\$12.67	\$14.77	\$16.81	\$19.17	\$21.32	\$26,356	\$30,728	\$34,966	\$39,874	\$44,342
51-7042	Woodworking machine setters, operators, and tenders, except sawing	#	#	\$13.11	\$27,276	8.68	\$9.92	\$10.55	\$11.60	\$15.95	\$18.05	\$20,634	\$21,941	\$24,119	\$33,176	\$37,538
51-8021	Stationary engineers and boiler operators	50	10.45	\$23.36	\$48,596	3.73	\$19.62	\$20.88	\$22.99	\$26.08	\$28.23	\$40,802	\$43,437	\$47,829	\$54,257	\$58,713
51-8031	Water and liquid waste treatment plant and system operators	200	5.39	\$24.49	\$50,932	2.46	\$17.45	\$20.11	\$23.87	\$28.61	\$33.73	\$36,293	\$41,824	\$49,659	\$59,507	\$70,165
51-8099	Plant and system operators, all other	30	22.55	\$22.42	\$46,640	5.04	\$16.04	\$17.66	\$21.41	\$27.97	\$30.87	\$33,368	\$36,740	\$44,531	\$58,184	\$64,220
51-9012	Separating, filtering, clarifying, precipitating, and still machine setters, operators, and tenders	420	1.72	\$24.36	\$50,675	6.27	\$17.58	\$23.56	\$25.48	\$27.41	\$28.56	\$36,576	\$49,007	\$53,006	\$57,009	\$59,410
51-9021	Crushing, grinding, and polishing machine setters, operators, and tenders	50	32.56	\$17.51	\$36,415	7.39	\$13.17	\$15.19	\$17.39	\$20.18	\$22.29	\$27,401	\$31,590	\$36,164	\$41,976	\$46,356
51-9022	Grinding and polishing workers, hand	#	#	\$12.32	\$25,616	2.48	\$9.82	\$10.47	\$11.55	\$13.71	\$16.30	\$20,419	\$21,769	\$24,020	\$28,522	\$33,907
51-9023	Mixing and blending machine setters, operators, and tenders	80	26.81	\$14.85	\$30,880	6.73	\$8.73	\$11.70	\$15.53	\$17.48	\$19.77	\$18,149	\$24,344	\$32,309	\$36,363	\$41,120
51-9032	Cutting and slicing machine setters, operators, and tenders	#	#	\$13.77	\$28,650	4.60	\$9.93	\$10.79	\$14.60	\$16.70	\$17.85	\$20,646	\$22,446	\$30,367	\$34,734	\$37,130
51-9041	Extruding, forming, pressing, and compacting machine setters, operators, and tenders	#	#	\$14.16	\$29,449	13.47	\$8.78	\$10.46	\$14.01	\$16.92	\$18.67	\$18,254	\$21,756	\$29,144	\$35,201	\$38,843
51-9061	Inspectors, testers, sorters, samplers, and weighers	360	16.86	\$18.93	\$39,374	5.97	\$10.49	\$13.27	\$18.36	\$24.09	\$27.86	\$21,820	\$27,599	\$38,186	\$50,101	\$57,947
51-9071	Jewelers and precious stone and metal workers	20	25.94	\$9.87	\$20,523	13.18	\$7.86	\$8.18	\$8.72	\$9.25	\$14.31	\$16,339	\$17,011	\$18,130	\$19,250	\$29,757
51-9081	Dental laboratory technicians	60	24.30	\$21.02	\$43,730	12.23	\$14.27	\$16.68	\$20.05	\$24.01	\$31.23	\$29,677	\$34,704	\$41,714	\$49,945	\$64,964
51-9111	Packaging and filling machine operators and tenders	360	8.10	\$17.26	\$35,894	13.27	\$9.80	\$11.13	\$14.94	\$24.66	\$27.43	\$20,374	\$23,149	\$31,084	\$51,301	\$57,051
51-9121	Coating, painting, and spraying machine setters, operators, and tenders	70	16.52	\$14.55	\$30,256	3.60	\$10.43	\$11.87	\$13.72	\$16.53	\$19.66	\$21,702	\$24,696	\$28,545	\$34,388	\$40,900
51-9122	Painters, transportation equipment	20	22.95	\$22.70	\$47,206	18.32	\$13.95	\$15.55	\$17.81	\$31.96	\$36.23	\$29,012	\$32,352	\$37,039	\$66,474	\$75,353
51-9151	Photographic process workers and processing machine operators	50	10.81	\$12.40	\$25,794	5.48	\$8.33	\$9.42	\$11.80	\$14.67	\$18.02	\$17,327	\$19,587	\$24,535	\$30,522	\$37,489
51-9195	Molders, shapers, and casters, except metal and plastic	#	#	\$9.61	\$19,984	4.94	\$7.93	\$8.35	\$9.07	\$11.07	\$13.09	\$16,485	\$17,376	\$18,860	\$23,020	\$27,217
51-9196	Paper goods machine setters, operators, and tenders	20	45.82	\$18.44	\$38,346	7.28	\$13.14	\$15.14	\$18.98	\$21.45	\$22.93	\$27,339	\$31,496	\$39,488	\$44,623	\$47,703
51-9198	Helpers--production workers	260	18.32	\$12.65	\$26,321	7.15	\$8.16	\$8.95	\$10.83	\$14.34	\$21.68	\$16,979	\$18,612	\$22,523	\$29,833	\$45,097
51-9199	Production workers, all other	120	6.30	\$14.95	\$31,089	4.00	\$10.28	\$12.33	\$14.43	\$17.26	\$20.54	\$21,381	\$25,654	\$30,014	\$35,893	\$42,717
53-0000	Transportation and material moving	4,750	4.47	\$15.25	\$31,712	3.49	\$8.52	\$10.11	\$14.54	\$19.45	\$22.54	\$17,717	\$21,034	\$30,248	\$40,454	\$46,892
53-1031	First-line supervisors/managers of transportation and material-moving machine and vehicle operators	100	19.42	\$27.11	\$56,388	6.68	\$15.14	\$17.88	\$25.94	\$32.95	\$42.83	\$31,498	\$37,183	\$53,963	\$68,533	\$89,085
53-3021	Bus drivers, transit and intercity	100	32.92	\$16.58	\$34,480	5.86	\$12.18	\$13.42	\$16.19	\$20.31	\$22.02	\$25,335	\$27,906	\$33,681	\$42,240	\$45,800
53-3022	Bus drivers, school	280	2.52	\$14.83	\$30,842	2.28	\$11.85	\$12.97	\$14.81	\$16.73	\$17.88	\$24,644	\$26,984	\$30,805	\$34,802	\$37,191
53-3031	Driver/sales workers	320	28.92	\$14.55	\$30,254	15.03	\$8.10	\$8.79	\$10.26	\$18.82	\$29.06	\$16,850	\$18,288	\$21,332	\$39,152	\$60,455
53-3032	Truck drivers, heavy and tractor-trailer	860	10.92	\$18.97	\$39,450	2.99	\$14.00	\$16.49	\$19.08	\$21.65	\$23.49	\$29,124	\$34,307	\$39,683	\$45,039	\$48,857
53-3033	Truck drivers, light or delivery services	770	13.45	\$14.88	\$30,955	3.20	\$9.45	\$12.21	\$14.97	\$17.78	\$20.46	\$19,660	\$25,389	\$31,146	\$36,988	\$42,558
53-3041	Taxi drivers and chauffeurs	#	#	\$10.87	\$22,614	9.47	\$7.91	\$8.31	\$8.98	\$11.93	\$20.00	\$16,449	\$17,285	\$18,678	\$24,820	\$41,593

Data unavailable

Occupational Code	Occupational Title	Employment Estimate	Employment Percentage Relative Standard Error	Average Hourly Wage	Average Annual Wage	Wage Percentage Relative Standard Error	10th Percentile (Hourly)	25th Percentile (Hourly)	50th Percentile (Hourly)	75th Percentile (Hourly)	90th Percentile (Hourly)	10th Percentile (Annual)	25th Percentile (Annual)	50th Percentile (Annual)	75th Percentile (Annual)	90th Percentile (Annual)
53-3099	Motor vehicle operators, all other	70	27.89	\$14.09	\$29,308	7.47	\$8.91	\$10.53	\$15.03	\$17.18	\$18.30	\$18,537	\$21,896	\$31,269	\$35,728	\$38,055
53-6021	Parking lot attendants	30	25.16	\$8.90	\$18,511	5.23	\$7.86	\$8.18	\$8.72	\$9.26	\$11.93	\$16,339	\$17,012	\$18,132	\$19,252	\$24,807
53-6031	Service station attendants	110	36.10	\$9.91	\$20,620	5.73	\$7.99	\$8.51	\$9.38	\$11.12	\$13.53	\$16,617	\$17,706	\$19,521	\$23,138	\$28,133
53-7021	Crane and tower operators	#	#	\$24.02	\$49,964	3.85	\$19.67	\$21.19	\$23.86	\$26.93	\$28.78	\$40,910	\$44,081	\$49,636	\$56,022	\$59,859
53-7032	Excavating and loading machine and dragline operators	50	33.72	\$22.25	\$46,288	13.05	\$13.02	\$14.93	\$18.51	\$26.25	\$35.17	\$27,079	\$31,058	\$38,505	\$54,608	\$73,144
53-7051	Industrial truck and tractor operators	180	9.76	\$13.80	\$28,696	7.24	\$8.29	\$9.28	\$13.05	\$17.82	\$21.61	\$17,250	\$19,305	\$27,141	\$37,062	\$44,949
53-7061	Cleaners of vehicles and equipment	240	25.81	\$9.84	\$20,466	3.06	\$8.00	\$8.53	\$9.41	\$10.90	\$12.49	\$16,635	\$17,750	\$19,573	\$22,666	\$25,972
53-7062	Laborers and freight, stock, and material movers, hand	900	10.35	\$12.73	\$26,474	4.39	\$8.41	\$9.57	\$11.35	\$15.19	\$20.25	\$17,488	\$19,915	\$23,603	\$31,595	\$42,126
53-7064	Packers and packagers, hand	310	22.15	\$10.52	\$21,879	11.15	\$7.90	\$8.28	\$8.93	\$10.63	\$19.85	\$16,426	\$17,229	\$18,568	\$22,113	\$41,298
53-7081	Refuse and recyclable material collectors	#	#	\$14.35	\$29,841	5.63	\$8.82	\$10.24	\$12.35	\$17.41	\$24.78	\$18,354	\$21,304	\$25,691	\$36,206	\$51,540

Data unavailable

Occupational Code	Occupational Title	Employment Estimate	Employment Percentage Relative Standard Error	Average Hourly Wage	Average Annual Wage	Wage Percentage Relative Standard Error	10th Percentile (Hourly)	25th Percentile (Hourly)	50th Percentile (Hourly)	75th Percentile (Hourly)	90th Percentile (Hourly)	10th Percentile (Annual)	25th Percentile (Annual)	50th Percentile (Annual)	75th Percentile (Annual)	90th Percentile (Annual)
00-0000	All occupations	57,920	1.59	\$19.47	\$40,498	2.02	\$8.67	\$10.76	\$15.81	\$24.11	\$34.50	\$18,040	\$22,387	\$32,879	\$50,155	\$71,764
11-0000	Management	1,940	4.01	\$43.25	\$89,952	2.50	\$20.47	\$28.06	\$38.74	\$51.91	\$71.70	\$42,573	\$58,362	\$80,581	\$107,975	\$149,138
11-1011	Chief executives	20	30.15	\$60.93	\$126,743	14.27	\$21.55	\$40.39	\$50.07	\$77.64	#	\$44,834	\$84,019	\$104,146	\$161,484	#
11-1021	General and operations managers	950	4.90	\$43.65	\$90,788	4.13	\$20.27	\$26.54	\$35.68	\$50.36	\$79.89	\$42,163	\$55,212	\$74,214	\$104,751	\$166,175
11-2021	Marketing managers	20	26.50	\$58.22	\$121,091	26.37	\$30.32	\$38.35	\$47.90	\$64.87	#	\$63,068	\$79,765	\$99,636	\$134,926	#
11-2022	Sales managers	60	18.45	\$49.58	\$103,123	7.72	\$22.52	\$31.42	\$44.82	\$65.16	\$80.20	\$46,849	\$65,360	\$93,224	\$135,538	\$166,811
11-2031	Public relations managers	20	0.00	\$39.93	\$83,061	2.43	\$31.31	\$33.32	\$36.67	\$48.41	\$54.48	\$65,134	\$69,310	\$76,270	\$100,700	\$113,309
11-3011	Administrative services managers	40	11.01	\$41.38	\$86,079	8.67	\$24.25	\$27.68	\$36.96	\$49.43	\$62.85	\$50,434	\$67,581	\$76,873	\$102,818	\$130,734
11-3021	Computer and information systems managers	30	18.35	\$51.23	\$106,555	7.90	\$22.55	\$41.56	\$50.89	\$58.18	\$70.49	\$46,900	\$86,451	\$105,850	\$121,015	\$146,618
11-3031	Financial managers	60	8.08	\$50.09	\$104,180	3.69	\$27.19	\$37.16	\$48.12	\$58.02	\$76.60	\$56,563	\$77,286	\$100,080	\$120,689	\$159,325
11-3051	Industrial production managers	20	16.12	\$37.97	\$78,984	4.42	\$28.34	\$36.79	\$39.82	\$42.84	\$44.65	\$58,951	\$76,532	\$82,820	\$98,108	\$92,881
11-3071	Transportation, storage, and distribution managers	30	15.56	\$44.18	\$91,903	5.27	\$31.14	\$32.39	\$44.59	\$50.20	\$58.40	\$64,777	\$76,365	\$92,750	\$104,415	\$121,481
11-3121	Human resources managers	20	18.70	\$46.21	\$96,126	4.00	\$37.45	\$40.28	\$44.43	\$51.33	\$58.75	\$77,888	\$83,777	\$92,411	\$106,757	\$122,194
11-9021	Construction managers	80	17.16	\$43.04	\$89,519	5.74	\$22.42	\$28.12	\$40.55	\$58.90	\$70.61	\$46,639	\$58,499	\$84,336	\$122,505	\$146,872
11-9033	Education administrators, postsecondary	50	4.19	\$36.42	\$75,755	11.40	\$17.16	\$24.69	\$34.47	\$48.10	\$56.73	\$35,693	\$51,349	\$71,690	\$100,057	\$118,005
11-9041	Engineering managers	#	#	\$61.19	\$127,271	4.93	\$45.97	\$51.12	\$57.81	\$76.26	\$87.26	\$95,614	\$106,323	\$120,254	\$158,616	\$181,503
11-9051	Food service managers	60	38.91	\$22.58	\$46,958	5.99	\$15.83	\$17.35	\$21.86	\$26.57	\$29.08	\$32,930	\$36,085	\$45,467	\$55,263	\$60,485
11-9081	Lodging managers	20	42.77	\$26.22	\$54,535	12.88	\$16.09	\$17.89	\$20.94	\$29.26	\$44.98	\$33,457	\$37,217	\$43,557	\$60,871	\$93,559
11-9111	Medical and health services managers	200	8.10	\$47.94	\$99,706	5.76	\$28.21	\$37.91	\$45.28	\$53.67	\$68.20	\$58,666	\$78,855	\$94,178	\$111,640	\$141,851
11-9121	Natural sciences managers	20	4.48	\$45.65	\$94,952	3.33	\$36.95	\$39.05	\$44.58	\$49.82	\$51.14	\$76,848	\$81,226	\$92,728	\$103,632	\$106,370
11-9141	Property, real estate, and community association managers	20	48.87	\$29.31	\$60,966	5.94	\$12.76	\$14.31	\$31.37	\$34.90	\$37.54	\$26,550	\$29,774	\$65,239	\$72,597	\$78,086
11-9151	Social and community service managers	40	11.12	\$30.76	\$63,973	2.39	\$19.31	\$24.33	\$29.91	\$35.76	\$46.35	\$40,172	\$50,611	\$62,203	\$74,372	\$96,409
11-9199	Managers, all other	130	15.37	\$40.27	\$83,759	4.83	\$14.46	\$29.89	\$42.24	\$52.71	\$58.55	\$30,073	\$62,162	\$87,854	\$109,635	\$121,783
13-0000	Business and financial operations	2,150	5.57	\$28.31	\$58,877	2.25	\$14.04	\$18.64	\$26.01	\$34.48	\$44.69	\$29,195	\$38,781	\$54,095	\$71,714	\$92,956
13-1022	Wholesale and retail buyers, except farm products	#	#	\$19.85	\$41,288	10.51	\$11.30	\$17.13	\$20.35	\$23.07	\$26.72	\$23,512	\$35,625	\$42,324	\$47,994	\$55,567
13-1023	Purchasing agents, except wholesale, retail, and farm products	90	12.82	\$27.31	\$56,803	3.79	\$17.05	\$19.74	\$24.10	\$32.93	\$43.68	\$35,470	\$41,065	\$50,121	\$68,495	\$90,850
13-1041	Compliance officers, except agriculture, construction, health and safety, and transportation	70	10.48	\$26.21	\$54,507	4.01	\$15.54	\$18.11	\$24.79	\$32.32	\$39.69	\$32,321	\$37,664	\$51,568	\$67,221	\$82,556
13-1051	Cost estimators	120	17.98	\$26.59	\$55,298	3.72	\$18.32	\$21.00	\$25.50	\$32.08	\$39.31	\$38,109	\$43,682	\$53,050	\$66,735	\$81,768
13-1071	Employment, recruitment, and placement specialists	140	10.25	\$24.25	\$50,446	3.39	\$12.62	\$17.38	\$23.04	\$29.32	\$37.37	\$26,259	\$36,155	\$47,930	\$60,988	\$77,739
13-1075	Labor relations specialists	#	#	\$48.72	\$101,333	6.80	\$42.38	\$47.51	\$50.94	\$54.39	\$56.46	\$88,146	\$98,814	\$105,961	\$113,137	\$117,442
13-1081	Logisticians	20	26.76	\$28.37	\$59,017	5.71	\$19.22	\$22.09	\$28.14	\$32.82	\$36.01	\$39,969	\$45,938	\$58,527	\$68,273	\$74,904
13-1111	Management analysts	90	23.81	\$28.35	\$58,960	7.07	\$13.22	\$20.75	\$30.35	\$35.28	\$41.54	\$27,497	\$43,150	\$63,119	\$73,384	\$86,396
13-1121	Meeting, convention, and event planners	20	30.41	\$20.63	\$42,920	6.54	\$13.82	\$16.98	\$20.53	\$23.59	\$28.04	\$28,746	\$35,314	\$42,699	\$49,062	\$58,326
13-1131	Fundraisers	20	25.32	\$20.06	\$41,718	6.46	\$13.08	\$14.85	\$17.63	\$23.11	\$28.53	\$27,212	\$30,897	\$36,664	\$48,078	\$59,352
13-1141	Compensation, benefits, and job analysis specialists	20	23.51	\$25.54	\$53,131	5.60	\$16.88	\$20.53	\$25.71	\$29.07	\$35.21	\$35,101	\$42,694	\$53,472	\$60,459	\$73,236
13-1151	Training and development specialists	60	20.74	\$21.88	\$45,509	6.98	\$11.38	\$14.34	\$17.90	\$29.93	\$38.79	\$23,661	\$29,820	\$37,234	\$62,261	\$80,679
13-1161	Market research analysts	70	13.92	\$24.00	\$49,921	5.61	\$13.33	\$15.28	\$20.73	\$33.04	\$39.14	\$27,726	\$31,779	\$43,113	\$68,728	\$81,412
13-1199	Business operations specialists, all other	540	10.09	\$26.02	\$54,125	3.59	\$12.95	\$16.79	\$25.85	\$33.09	\$39.51	\$26,939	\$34,917	\$53,769	\$68,826	\$82,184
13-2011	Accountants and auditors	470	8.96	\$27.89	\$58,018	2.79	\$14.85	\$19.30	\$26.37	\$34.21	\$44.33	\$30,884	\$40,134	\$54,843	\$71,166	\$92,209
13-2021	Appraisers and assessors of real estate	40	21.91	\$23.39	\$48,651	2.02	\$16.87	\$19.73	\$23.53	\$27.09	\$29.52	\$35,097	\$41,040	\$48,942	\$56,356	\$61,400
13-2052	Personal financial advisors	100	28.98	\$37.52	\$78,043	8.88	\$13.70	\$24.75	\$34.05	\$49.36	\$57.34	\$28,501	\$51,482	\$70,828	\$102,670	\$119,266
13-2072	Loan officers	120	17.70	\$38.38	\$79,834	11.74	\$16.08	\$18.13	\$30.72	\$45.91	\$79.46	\$33,452	\$37,712	\$63,900	\$95,494	\$165,284
13-2099	Financial specialists, all other	40	18.57	#	#	#	#	#	#	#	#	#	#	#	#	#
15-0000	Computer and mathematical	500	9.22	\$33.36	\$69,387	5.08	\$16.58	\$23.84	\$30.97	\$38.35	\$50.22	\$34,491	\$49,594	\$64,423	\$79,777	\$104,459
15-1121	Computer systems analysts	70	36.48	\$47.39	\$98,566	13.10	\$24.52	\$30.93	\$37.61	\$51.30	#	\$51,010	\$64,341	\$78,231	\$106,706	#

Data unavailable

Occupational Code	Occupational Title	Employment Estimate	Employment Percentage Relative Standard Error	Average Hourly Wage	Average Annual Wage	Wage Percentage Relative Standard Error	10th Percentile (Hourly)	25th Percentile (Hourly)	50th Percentile (Hourly)	75th Percentile (Hourly)	90th Percentile (Hourly)	10th Percentile (Annual)	25th Percentile (Annual)	50th Percentile (Annual)	75th Percentile (Annual)	90th Percentile (Annual)
15-1131	Computer programmers	40	31.42	#	#	#	#	#	#	#	#	#	#	#	#	#
15-1132	Computer software engineers, applications	70	30.45	\$33.74	\$70,183	9.55	\$20.04	\$24.37	\$30.78	\$42.61	\$53.57	\$41,677	\$50,689	\$64,031	\$88,631	\$111,431
15-1133	Computer software engineers, systems software	#	#	\$51.22	\$106,540	8.52	\$32.05	\$36.06	\$55.35	\$65.01	\$70.17	\$66,669	\$75,001	\$115,118	\$135,221	\$145,945
15-1134	Web developers	40	35.29	\$21.94	\$45,634	11.82	\$15.21	\$16.13	\$17.66	\$30.78	\$34.86	\$31,635	\$33,544	\$36,725	\$64,020	\$72,507
15-1142	Network and computer systems administrators	90	9.56	\$32.64	\$67,891	3.09	\$21.42	\$27.51	\$33.41	\$39.27	\$43.89	\$44,546	\$57,211	\$69,491	\$81,691	\$91,285
15-1143	Computer network architects	20	22.24	\$34.01	\$70,739	5.98	\$28.92	\$30.84	\$33.19	\$35.54	\$36.95	\$60,153	\$64,143	\$69,033	\$73,923	\$76,857
15-1151	Computer support specialists	90	9.91	\$23.88	\$49,666	2.77	\$15.15	\$19.24	\$24.06	\$28.31	\$33.20	\$31,522	\$40,023	\$50,042	\$58,930	\$69,051
15-1152	Computer network support specialists	#	#	\$27.81	\$57,837	3.18	\$22.72	\$25.19	\$28.10	\$32.17	\$35.27	\$47,265	\$52,397	\$58,457	\$66,908	\$73,351
15-1199	Computer, all other	50	8.93	\$35.00	\$72,808	3.09	\$26.79	\$30.56	\$34.24	\$40.79	\$43.28	\$55,726	\$63,562	\$71,215	\$84,845	\$90,016
17-0000	Architecture and engineering	820	10.49	\$33.15	\$68,958	3.97	\$15.24	\$22.04	\$31.36	\$41.68	\$53.44	\$31,705	\$45,838	\$65,227	\$86,687	\$111,165
17-1011	Architects, except landscape and naval	30	39.78	#	#	#	#	#	#	#	#	#	#	#	#	#
17-1021	Cartographers and photogrammetrists	30	40.65	\$28.72	\$59,744	4.15	\$17.38	\$20.88	\$26.98	\$34.28	\$41.20	\$36,156	\$43,420	\$56,109	\$71,309	\$85,688
17-1022	Surveyors	60	31.05	\$25.64	\$53,340	17.05	\$12.54	\$14.28	\$25.97	\$35.96	\$41.75	\$26,085	\$29,696	\$54,020	\$74,789	\$86,844
17-2051	Civil engineers	170	17.12	\$34.47	\$71,706	5.98	\$18.29	\$27.97	\$35.23	\$42.88	\$47.69	\$38,050	\$58,184	\$73,286	\$89,191	\$99,191
17-2071	Electrical engineers	20	33.16	\$34.93	\$72,648	11.65	\$22.97	\$27.07	\$32.85	\$43.36	\$53.03	\$47,780	\$56,298	\$68,328	\$90,186	\$110,305
17-2112	Industrial engineers	#	#	\$40.28	\$83,792	5.15	\$19.68	\$25.99	\$38.12	\$45.54	\$80.90	\$40,941	\$54,061	\$79,294	\$94,720	\$168,265
17-2141	Mechanical engineers	40	45.41	\$31.93	\$66,423	4.69	\$21.49	\$24.40	\$27.70	\$34.69	\$53.71	\$44,702	\$50,749	\$57,609	\$72,164	\$111,726
17-2171	Petroleum engineers	50	33.25	\$59.71	\$124,192	3.46	\$44.46	\$50.33	\$57.09	\$68.55	\$82.97	\$92,475	\$104,696	\$118,749	\$142,577	\$172,570
17-3011	Architectural and civil drafters	30	33.59	\$20.63	\$42,919	17.17	\$12.44	\$13.66	\$17.98	\$27.30	\$30.95	\$25,879	\$28,416	\$37,393	\$56,783	\$64,373
17-3019	Drafters, all other	20	28.59	\$28.75	\$59,796	9.92	\$17.19	\$21.00	\$30.60	\$35.73	\$40.79	\$35,751	\$43,679	\$63,658	\$74,308	\$84,844
17-3022	Civil engineering technicians	40	34.67	\$28.84	\$59,997	5.83	\$24.08	\$26.12	\$29.23	\$32.70	\$34.79	\$50,084	\$54,324	\$60,803	\$68,014	\$72,360
17-3023	Electrical and electronic engineering technicians	40	20.68	\$21.54	\$44,802	5.57	\$13.04	\$16.60	\$20.78	\$28.47	\$29.90	\$27,129	\$34,524	\$43,223	\$59,222	\$62,187
17-3025	Environmental engineering technicians	20	3.16	\$24.24	\$50,422	4.51	\$12.92	\$14.43	\$22.76	\$28.70	\$42.33	\$26,864	\$30,012	\$47,346	\$59,701	\$88,038
17-3026	Industrial engineering technicians	20	43.88	\$24.68	\$51,338	14.86	\$14.85	\$16.15	\$18.32	\$27.89	\$50.06	\$30,897	\$33,598	\$38,099	\$58,003	\$104,121
17-3029	Engineering technicians, except drafters, all other	#	#	\$23.84	\$49,580	8.40	\$13.04	\$15.95	\$19.07	\$32.55	\$35.80	\$27,130	\$33,181	\$39,676	\$67,706	\$74,460
17-3031	Surveying and mapping technicians	30	43.02	\$19.17	\$39,866	10.01	\$8.33	\$9.36	\$18.59	\$26.85	\$30.02	\$17,323	\$19,471	\$38,675	\$55,845	\$62,443
19-0000	Life, physical, and social science	600	3.81	\$27.83	\$57,880	1.96	\$12.61	\$18.28	\$26.98	\$35.85	\$43.96	\$26,229	\$38,015	\$56,123	\$74,574	\$91,440
19-1031	Conservation scientists	50	11.90	\$28.38	\$59,038	8.74	\$19.03	\$21.38	\$26.93	\$33.09	\$41.59	\$39,591	\$44,479	\$56,009	\$68,821	\$86,502
19-2021	Atmospheric and space scientists	20	0.41	\$37.85	\$78,738	3.75	\$16.91	\$27.60	\$43.00	\$49.82	\$51.14	\$35,173	\$57,410	\$89,441	\$103,627	\$106,364
19-2031	Chemists	40	48.20	\$26.63	\$55,387	11.61	\$13.20	\$19.72	\$23.37	\$33.52	\$44.38	\$27,450	\$41,024	\$48,608	\$69,717	\$92,311
19-2041	Environmental scientists and specialists, including health	50	12.47	\$33.80	\$70,306	6.39	\$19.89	\$23.95	\$31.31	\$40.60	\$48.99	\$41,372	\$49,816	\$65,116	\$84,448	\$101,903
19-2042	Geoscientists, except hydrologists and geographers	40	13.14	\$35.02	\$72,836	3.43	\$15.67	\$22.89	\$36.00	\$45.88	\$54.87	\$32,587	\$47,619	\$74,884	\$95,423	\$114,130
19-2043	Hydrologists	20	17.81	\$31.60	\$65,731	2.77	\$25.09	\$29.87	\$31.28	\$34.02	\$39.69	\$52,188	\$62,131	\$65,056	\$70,763	\$82,562
19-4021	Biological technicians	20	0.00	\$15.08	\$31,375	3.35	\$13.45	\$13.46	\$15.05	\$15.06	\$18.64	\$27,977	\$27,992	\$31,312	\$31,323	\$38,771
19-4031	Chemical technicians	40	22.19	\$19.72	\$41,020	19.57	\$10.05	\$11.10	\$19.92	\$26.52	\$28.73	\$20,908	\$23,091	\$41,444	\$55,158	\$59,765
19-4041	Geological and petroleum technicians	40	24.07	\$23.01	\$47,870	5.46	\$16.54	\$18.76	\$21.79	\$27.49	\$32.56	\$34,413	\$39,022	\$45,326	\$57,188	\$67,731
21-0000	Community and social services	1,010	5.24	\$19.31	\$40,173	3.73	\$11.86	\$14.19	\$17.62	\$23.32	\$29.56	\$24,673	\$29,512	\$36,655	\$48,508	\$61,489
21-1014	Mental health counselors	100	5.29	\$17.05	\$35,469	3.60	\$12.18	\$13.61	\$16.23	\$19.20	\$25.29	\$25,326	\$28,308	\$33,754	\$39,938	\$52,613
21-1015	Rehabilitation counselors	40	10.80	\$17.38	\$36,144	2.75	\$10.33	\$12.12	\$14.59	\$21.76	\$28.32	\$21,477	\$25,200	\$30,338	\$45,255	\$58,900
21-1021	Child, family, and school social workers	220	20.90	\$19.67	\$40,911	6.68	\$12.61	\$14.73	\$19.26	\$23.55	\$28.31	\$26,232	\$30,647	\$40,066	\$48,986	\$58,879
21-1022	Medical and public health social workers	30	10.79	\$26.13	\$54,348	4.15	\$19.97	\$23.11	\$25.56	\$27.99	\$37.16	\$41,540	\$48,059	\$53,167	\$58,214	\$77,285
21-1023	Mental health and substance abuse social workers	20	8.13	\$20.34	\$42,300	6.23	\$13.58	\$15.58	\$18.11	\$25.10	\$31.02	\$28,246	\$32,414	\$37,668	\$52,198	\$64,518
21-1029	Social workers, all other	50	0.00	\$21.32	\$44,344	2.02	\$11.72	\$14.29	\$17.47	\$31.27	\$35.87	\$24,386	\$29,714	\$36,327	\$65,044	\$74,615
21-1091	Health educators	20	41.95	\$31.00	\$64,470	5.53	\$16.47	\$20.41	\$35.20	\$41.18	\$44.06	\$34,250	\$42,453	\$73,213	\$85,646	\$91,653
21-1093	Social and human service assistants	200	10.07	\$13.82	\$28,741	2.94	\$10.02	\$11.27	\$13.67	\$16.04	\$18.10	\$20,846	\$23,451	\$28,433	\$33,364	\$37,640
21-1094	Community health workers	30	0.44	\$13.90	\$28,912	3.30	\$12.09	\$12.68	\$13.65	\$14.63	\$16.87	\$25,147	\$26,364	\$28,393	\$30,422	\$35,088
21-1099	Community and social service specialists, all other	50	21.73	\$18.20	\$37,849	2.47	\$11.91	\$13.20	\$15.37	\$22.24	\$27.98	\$24,771	\$27,447	\$31,966	\$46,259	\$58,195
21-2011	Clergy	20	27.48	\$27.71	\$57,644	3.31	\$23.31	\$25.09	\$27.82	\$31.28	\$34.29	\$48,489	\$52,196	\$57,865	\$65,055	\$71,329

Data unavailable

Occupational Code	Occupational Title	Employment Estimate	Employment Percentage Relative Standard Error	Average Hourly Wage	Average Annual Wage	Wage Percentage Relative Standard Error	10th Percentile (Hourly)	25th Percentile (Hourly)	50th Percentile (Hourly)	75th Percentile (Hourly)	90th Percentile (Hourly)	10th Percentile (Annual)	25th Percentile (Annual)	50th Percentile (Annual)	75th Percentile (Annual)	90th Percentile (Annual)
23-0000	Legal	400	8.11	\$37.11	\$77,199	10.69	\$16.57	\$20.54	\$29.02	\$47.06	\$77.09	\$34,469	\$42,721	\$60,355	\$97,877	\$160,339
23-1011	Lawyers	210	18.61	\$48.58	\$101,048	10.86	\$24.98	\$29.42	\$40.05	\$67.47	\$85.71	\$51,949	\$61,186	\$83,303	\$140,337	\$178,279
23-2011	Paralegals and legal assistants	#	#	\$19.55	\$40,669	3.88	\$14.60	\$16.70	\$19.63	\$22.16	\$25.29	\$30,365	\$34,746	\$40,832	\$46,094	\$52,602
23-2093	Title examiners, abstractors, and searchers	#	#	\$24.90	\$51,786	16.04	\$15.30	\$17.86	\$26.78	\$32.13	\$34.69	\$31,822	\$37,151	\$55,701	\$66,830	\$72,164
23-2099	Legal support workers, all other	30	2.54	\$19.84	\$41,269	2.45	\$15.11	\$16.96	\$19.28	\$21.76	\$24.88	\$31,434	\$35,277	\$40,108	\$45,259	\$51,755
25-1194	Vocational education teachers, postsecondary	70	14.17	\$24.68	\$51,337	11.07	\$13.08	\$17.74	\$21.05	\$25.21	\$34.04	\$27,204	\$36,900	\$43,780	\$52,430	\$70,799
25-2011	Preschool teachers, except special education	80	31.85	\$16.48	\$34,279	9.32	\$8.64	\$10.56	\$15.32	\$20.35	\$28.28	\$17,973	\$21,970	\$31,870	\$42,321	\$58,829
25-3021	Self-enrichment education teachers	40	21.88	\$15.02	\$31,250	6.81	\$11.34	\$12.48	\$14.05	\$16.63	\$18.81	\$23,581	\$25,955	\$29,224	\$34,592	\$39,135
25-3099	Teachers and instructors, all other	50	13.19	#	\$41,142	6.86	#	#	#	#	#	\$21,030	\$23,715	\$38,001	\$54,631	\$62,897
25-9099	Education, training, and library workers, all other	40	2.23	\$19.34	\$40,219	2.96	\$15.06	\$16.30	\$19.20	\$21.86	\$25.64	\$31,320	\$33,899	\$39,937	\$45,474	\$53,329
27-0000	Arts, design, entertainment, sports, and media	880	10.97	\$16.98	\$35,310	6.16	\$9.15	\$10.48	\$13.90	\$19.68	\$28.45	\$19,023	\$21,807	\$32,902	\$40,931	\$59,186
27-1011	Art directors	20	30.09	\$27.10	\$56,372	7.37	\$21.24	\$24.07	\$26.57	\$29.05	\$34.85	\$44,171	\$50,063	\$55,272	\$60,423	\$72,485
27-1023	Floral designers	30	35.56	\$11.98	\$24,919	3.73	\$9.12	\$10.33	\$12.04	\$13.64	\$14.61	\$18,960	\$21,488	\$25,034	\$28,377	\$30,383
27-1024	Graphic designers	120	27.47	\$16.16	\$33,614	6.37	\$11.01	\$12.81	\$15.17	\$17.65	\$24.59	\$22,907	\$26,646	\$31,552	\$36,714	\$51,150
27-1025	Interior designers	#	#	\$16.90	\$35,150	9.11	\$9.39	\$15.76	\$17.41	\$19.27	\$21.51	\$19,535	\$32,774	\$36,223	\$40,777	\$44,741
27-2012	Producers and directors	30	47.47	\$18.03	\$37,506	6.40	\$14.66	\$15.47	\$16.84	\$18.20	\$26.31	\$30,491	\$32,179	\$35,023	\$37,866	\$54,724
27-2022	Coaches and scouts	#	#	#	\$28,956	9.55	#	#	#	#	#	\$17,420	\$19,716	\$24,328	\$34,620	\$48,960
27-3011	Radio and television announcers	40	37.23	\$15.28	\$31,782	11.34	\$9.46	\$11.74	\$13.71	\$18.93	\$22.78	\$19,671	\$24,429	\$28,519	\$39,382	\$47,387
27-3022	Reporters and correspondents	40	31.15	\$13.08	\$27,199	16.38	\$8.13	\$8.87	\$10.88	\$16.37	\$21.84	\$16,913	\$18,445	\$22,632	\$34,047	\$45,436
27-3031	Public relations specialists	60	17.73	\$34.18	\$71,088	15.55	\$13.88	\$17.07	\$28.03	\$40.53	\$55.11	\$28,861	\$35,511	\$58,301	\$84,312	\$114,621
27-3041	Editors	20	30.67	#	#	#	#	#	#	#	#	#	#	#	#	#
27-3042	Technical writers	30	48.64	\$25.54	\$53,120	4.43	\$16.39	\$19.14	\$24.97	\$30.02	\$35.32	\$34,081	\$39,806	\$51,932	\$62,446	\$73,470
27-4011	Audio and video equipment technicians	20	18.60	\$13.80	\$28,710	15.47	\$8.06	\$8.69	\$11.56	\$18.02	\$23.12	\$16,764	\$18,073	\$24,044	\$37,475	\$48,091
27-4012	Broadcast technicians	40	46.13	#	#	#	#	#	#	#	#	#	#	#	#	#
27-4021	Photographers	60	20.17	\$14.74	\$30,652	6.32	\$8.43	\$9.65	\$12.46	\$19.48	\$22.93	\$17,535	\$20,080	\$25,923	\$40,514	\$47,700
27-4099	Media and communication equipment workers, all other	20	29.26	\$13.77	\$28,651	11.29	\$7.97	\$8.47	\$9.62	\$14.01	\$33.12	\$16,578	\$17,609	\$20,008	\$29,150	\$68,880
29-0000	Healthcare practitioners and technical	3,640	2.95	\$35.50	\$73,847	2.83	\$16.03	\$23.41	\$31.22	\$39.82	\$53.80	\$33,337	\$48,695	\$64,942	\$82,823	\$111,907
29-1011	Chiropractors	20	36.58	\$42.29	\$87,954	15.22	\$29.58	\$33.87	\$47.03	\$53.02	\$56.62	\$61,516	\$70,440	\$97,832	\$110,290	\$117,766
29-1021	Dentists, general	60	44.40	#	#	#	#	#	#	#	#	#	#	#	#	#
29-1031	Dietitians and nutritionists	#	#	\$26.38	\$54,864	3.64	\$16.48	\$19.00	\$26.36	\$33.81	\$36.14	\$34,270	\$39,517	\$54,830	\$70,334	\$75,180
29-1041	Optometrists	30	37.83	\$51.67	\$107,469	16.66	\$30.79	\$33.53	\$40.47	\$52.38	#	\$64,037	\$69,735	\$84,172	\$108,954	#
29-1051	Pharmacists	100	9.28	\$57.06	\$118,688	1.63	\$49.03	\$52.65	\$56.63	\$63.77	\$69.22	\$101,986	\$109,503	\$117,798	\$132,645	\$143,975
29-1062	Family and general practitioners	120	12.83	\$69.04	\$143,603	8.87	\$25.10	\$28.46	\$66.66	#	#	\$52,204	\$59,207	\$138,657	#	#
29-1069	Physicians and surgeons, all other	100	26.66	\$110.11	\$229,026	13.07	\$71.06	#	#	#	#	\$147,800	#	#	#	#
29-1071	Physician assistants	70	25.52	\$36.99	\$76,949	3.06	\$26.07	\$30.91	\$36.55	\$43.01	\$50.57	\$54,224	\$64,291	\$76,027	\$89,460	\$105,182
29-1122	Occupational therapists	80	9.24	\$31.72	\$65,976	4.28	\$12.49	\$28.71	\$34.71	\$40.04	\$43.32	\$25,989	\$59,714	\$72,190	\$83,282	\$90,111
29-1123	Physical therapists	140	3.43	\$34.65	\$72,070	2.59	\$24.94	\$30.31	\$34.84	\$40.63	\$44.51	\$51,881	\$63,051	\$72,469	\$84,509	\$92,575
29-1131	Veterinarians	80	27.42	\$37.67	\$78,347	7.45	\$29.32	\$31.62	\$35.33	\$40.80	\$59.85	\$60,981	\$65,774	\$73,496	\$84,872	\$124,479
29-1141	Registered nurses	1,290	2.89	\$32.36	\$67,310	1.67	\$24.07	\$26.92	\$32.34	\$38.14	\$42.37	\$50,073	\$55,986	\$67,266	\$79,325	\$88,139
29-1171	Nurse practitioners	60	15.35	\$41.44	\$86,190	8.19	\$20.61	\$32.79	\$42.04	\$52.87	\$61.65	\$42,862	\$68,211	\$87,445	\$109,973	\$128,225
29-2012	Medical and clinical laboratory technicians	30	30.34	\$22.96	\$47,767	3.64	\$18.46	\$19.84	\$23.59	\$26.41	\$28.11	\$38,399	\$41,274	\$49,077	\$54,941	\$58,459
29-2021	Dental hygienists	160	36.83	\$37.30	\$77,577	2.48	\$30.91	\$33.59	\$37.96	\$42.01	\$44.44	\$64,295	\$69,869	\$78,961	\$87,387	\$92,443
29-2041	Emergency medical technicians and paramedics	50	26.69	\$21.23	\$44,151	5.10	\$13.21	\$15.12	\$22.80	\$26.16	\$28.10	\$27,471	\$31,453	\$47,414	\$54,404	\$58,438
29-2052	Pharmacy technicians	80	7.05	\$16.05	\$33,377	1.89	\$12.39	\$14.27	\$16.24	\$17.89	\$19.28	\$25,772	\$29,690	\$33,770	\$37,202	\$40,100
29-2055	Surgical technologists	#	#	\$22.03	\$45,821	3.19	\$16.00	\$18.16	\$21.93	\$25.86	\$28.53	\$33,273	\$37,782	\$45,610	\$53,794	\$59,348
29-2056	Veterinary technologists and technicians	90	22.48	\$12.60	\$26,212	8.34	\$9.07	\$11.01	\$12.72	\$14.32	\$16.37	\$18,859	\$22,890	\$26,455	\$29,789	\$34,041
29-2057	Ophthalmic medical technicians	#	#	\$17.49	\$36,372	9.15	\$12.66	\$14.11	\$17.15	\$20.61	\$23.09	\$26,327	\$29,345	\$35,681	\$42,876	\$48,018
29-2061	Licensed practical and licensed vocational nurses	210	9.06	\$20.11	\$41,838	1.80	\$15.22	\$16.90	\$20.09	\$22.66	\$25.60	\$31,663	\$35,152	\$41,786	\$47,131	\$53,252

Data unavailable

Occupational Code	Occupational Title	Employment Estimate	Employment Percentage Relative Standard Error	Average Hourly Wage	Average Annual Wage	Wage Percentage Relative Standard Error	10th Percentile (Hourly)	25th Percentile (Hourly)	50th Percentile (Hourly)	75th Percentile (Hourly)	90th Percentile (Hourly)	10th Percentile (Annual)	25th Percentile (Annual)	50th Percentile (Annual)	75th Percentile (Annual)	90th Percentile (Annual)
29-2071	Medical records and health information technicians	80	19.98	\$14.91	\$31,021	5.76	\$8.29	\$9.26	\$14.38	\$18.38	\$23.39	\$17,240	\$19,263	\$29,912	\$38,235	\$48,654
29-2081	Opticians, dispensing	#	#	\$14.78	\$30,745	3.23	\$9.01	\$12.64	\$15.72	\$17.48	\$18.56	\$18,743	\$26,298	\$32,699	\$36,354	\$38,612
29-2091	Orthotists and prosthetists	20	48.52	\$22.83	\$47,481	22.37	\$12.54	\$13.79	\$17.57	\$32.35	\$35.52	\$26,073	\$28,680	\$36,539	\$67,285	\$73,886
29-2099	Health technologists and technicians, all other	120	34.80	\$17.91	\$37,258	10.97	\$10.72	\$12.35	\$14.45	\$17.96	\$31.31	\$22,294	\$25,680	\$30,056	\$37,361	\$65,123
29-9011	Occupational health and safety specialists	30	22.09	\$29.64	\$61,661	7.74	\$16.98	\$19.62	\$23.69	\$37.49	\$52.10	\$35,326	\$40,809	\$49,268	\$77,988	\$108,374
29-9012	Occupational health and safety technicians	40	2.45	\$38.08	\$79,197	2.67	\$25.29	\$29.34	\$40.50	\$44.10	\$46.31	\$52,598	\$61,037	\$84,240	\$91,736	\$96,317
31-0000	Healthcare support	1,810	10.10	\$12.72	\$26,461	3.13	\$8.54	\$9.85	\$12.07	\$14.68	\$17.94	\$17,773	\$20,497	\$25,096	\$30,537	\$37,307
31-1011	Home health aides	530	28.26	\$9.36	\$19,479	2.78	\$7.94	\$8.39	\$9.14	\$10.42	\$11.45	\$16,516	\$17,453	\$19,016	\$21,683	\$23,819
31-1014	Nursing assistants	550	13.28	\$12.63	\$26,268	2.21	\$9.99	\$10.89	\$12.44	\$14.15	\$16.02	\$20,769	\$22,641	\$25,879	\$29,422	\$33,319
31-2021	Physical therapist assistants	30	34.44	\$23.60	\$49,081	6.83	\$19.03	\$21.09	\$24.51	\$27.06	\$28.58	\$39,592	\$43,863	\$50,990	\$56,278	\$59,450
31-9011	Massage therapists	20	32.15	\$17.00	\$35,361	11.10	\$10.09	\$11.01	\$14.09	\$21.98	\$29.32	\$20,995	\$22,902	\$29,305	\$45,711	\$60,991
31-9091	Dental assistants	120	37.18	\$17.50	\$36,409	7.41	\$12.32	\$13.88	\$17.08	\$20.78	\$23.47	\$25,623	\$28,880	\$35,527	\$43,213	\$48,819
31-9092	Medical assistants	340	16.42	\$13.90	\$28,910	2.42	\$9.68	\$11.48	\$13.66	\$16.26	\$18.08	\$20,131	\$23,884	\$28,412	\$33,821	\$37,602
31-9094	Medical transcriptionists	#	#	\$14.51	\$30,181	12.07	\$8.37	\$9.46	\$14.27	\$19.51	\$21.54	\$17,409	\$19,687	\$29,675	\$40,586	\$44,807
31-9096	Veterinary assistants and laboratory animal caretakers	20	34.22	\$9.66	\$20,103	6.86	\$8.14	\$8.90	\$9.93	\$10.85	\$11.40	\$16,941	\$18,515	\$20,644	\$22,564	\$23,716
33-0000	Protective service	1,180	5.05	\$20.72	\$43,089	5.05	\$10.00	\$13.41	\$18.46	\$26.56	\$34.45	\$20,795	\$27,889	\$38,407	\$55,243	\$71,655
33-1012	First-line supervisors/managers of police and detectives	40	0.89	\$42.41	\$88,207	2.11	\$28.26	\$34.46	\$41.45	\$50.66	\$58.55	\$58,782	\$71,684	\$86,208	\$105,367	\$121,784
33-1021	First-line supervisors/managers of fire fighting and prevention workers	20	29.02	\$35.77	\$74,412	4.75	\$29.54	\$31.66	\$35.15	\$40.33	\$44.84	\$61,444	\$65,859	\$73,121	\$83,883	\$93,265
33-1099	First-line supervisors/managers, protective service workers, all other	40	16.56	\$18.95	\$39,407	6.07	\$14.82	\$16.02	\$17.93	\$21.60	\$26.73	\$30,832	\$33,328	\$37,295	\$44,938	\$55,596
33-3021	Detectives and criminal investigators	50	0.00	\$39.42	\$81,993	1.93	\$24.15	\$29.42	\$35.29	\$54.08	\$59.01	\$50,222	\$61,184	\$73,407	\$112,492	\$122,739
33-9032	Security guards	190	24.65	\$12.72	\$26,456	3.24	\$9.16	\$10.34	\$12.52	\$14.43	\$17.14	\$19,045	\$21,517	\$26,041	\$30,006	\$35,654
33-9091	Crossing guards	200	9.87	\$14.61	\$30,382	7.18	\$10.42	\$11.96	\$15.21	\$17.02	\$18.11	\$21,667	\$24,877	\$31,635	\$35,404	\$37,665
33-9093	Transportation security screeners	50	0.00	\$16.63	\$34,595	#	\$14.00	\$14.01	\$16.39	\$18.45	\$19.79	\$29,126	\$29,136	\$34,086	\$38,386	\$41,153
33-9099	Protective service workers, all other	60	9.57	#	#	#	#	#	#	#	#	#	#	#	#	#
35-0000	Food preparation and serving-related	6,010	7.91	\$10.05	\$20,895	1.81	\$7.91	\$8.32	\$9.00	\$11.01	\$14.54	\$16,455	\$17,301	\$18,711	\$22,899	\$30,251
35-1011	Chefs and head cooks	40	28.23	\$19.78	\$41,142	6.24	\$11.97	\$14.06	\$17.79	\$22.87	\$33.11	\$24,897	\$29,249	\$36,996	\$47,563	\$68,869
35-1012	First-line supervisors/managers of food preparation and serving workers	340	9.57	\$15.83	\$32,930	4.10	\$9.45	\$11.31	\$15.62	\$20.13	\$22.56	\$19,655	\$23,518	\$32,486	\$41,867	\$46,935
35-2012	Cooks, institution and cafeteria	150	20.72	\$11.75	\$24,449	4.09	\$8.41	\$9.56	\$11.35	\$13.66	\$15.87	\$17,499	\$19,893	\$23,615	\$28,420	\$33,008
35-2014	Cooks, restaurant	600	27.07	\$11.46	\$23,833	4.24	\$8.79	\$9.97	\$11.30	\$13.12	\$14.34	\$18,279	\$20,743	\$23,498	\$27,294	\$29,829
35-2015	Cooks, short order	50	44.28	\$10.69	\$22,233	3.45	\$8.45	\$9.54	\$10.66	\$11.96	\$13.68	\$17,578	\$19,840	\$22,178	\$24,873	\$28,456
35-2021	Food preparation workers	350	26.55	\$10.58	\$22,005	6.10	\$8.11	\$8.82	\$10.12	\$12.09	\$14.41	\$16,875	\$18,351	\$21,046	\$25,151	\$29,972
35-3011	Bartenders	250	38.18	\$11.22	\$23,343	6.23	\$7.92	\$8.33	\$9.02	\$15.60	\$17.77	\$16,467	\$17,331	\$18,771	\$32,439	\$36,962
35-3021	Combined food preparation and serving workers, including fast food	1,790	12.34	\$8.66	\$18,019	1.97	\$7.83	\$8.13	\$8.61	\$9.10	\$9.92	\$16,297	\$16,904	\$17,918	\$18,931	\$20,630
35-3022	Counter attendants, cafeteria, food concession, and coffee shop	230	34.83	\$8.55	\$17,782	4.00	\$7.86	\$8.18	\$8.73	\$9.28	\$10.33	\$16,344	\$17,024	\$18,157	\$19,293	\$21,495
35-3031	Waiters and waitresses	1,140	13.20	\$10.06	\$20,931	6.25	\$7.89	\$8.26	\$8.88	\$10.61	\$16.16	\$16,406	\$17,179	\$18,466	\$22,071	\$33,616
35-3041	Food servers, nonrestaurant	240	17.25	\$9.18	\$19,095	3.28	\$7.90	\$8.29	\$8.94	\$9.81	\$11.75	\$16,433	\$17,245	\$18,598	\$20,411	\$24,443
35-9011	Dining room and cafeteria attendants and bartender helpers	220	37.44	\$8.83	\$18,357	3.32	\$7.84	\$8.15	\$8.66	\$9.17	\$10.85	\$16,316	\$16,953	\$18,014	\$19,076	\$22,572
35-9021	Dishwashers	300	35.04	\$8.98	\$18,677	4.62	\$7.88	\$8.23	\$8.82	\$9.82	\$11.25	\$16,382	\$17,119	\$18,348	\$20,429	\$23,401
35-9031	Hosts and hostesses, restaurant, lounge, and coffee shop	270	14.54	\$9.62	\$20,008	6.50	\$7.89	\$8.27	\$8.91	\$10.16	\$12.44	\$16,419	\$17,211	\$18,531	\$21,123	\$25,880
37-0000	Building and grounds cleaning and maintenance	1,500	4.31	\$13.12	\$27,296	2.88	\$8.61	\$9.87	\$11.52	\$14.76	\$20.57	\$17,908	\$20,520	\$23,966	\$30,701	\$42,789

Data unavailable

Occupational Code	Occupational Title	Employment Estimate	Employment Percentage Relative Standard Error	Average Hourly Wage	Average Annual Wage	Wage Percentage Relative Standard Error	10th Percentile (Hourly)	25th Percentile (Hourly)	50th Percentile (Hourly)	75th Percentile (Hourly)	90th Percentile (Hourly)	10th Percentile (Annual)	25th Percentile (Annual)	50th Percentile (Annual)	75th Percentile (Annual)	90th Percentile (Annual)
37-1011	First-line supervisors/managers of housekeeping and janitorial workers	70	10.73	\$17.66	\$36,733	4.62	\$11.04	\$13.29	\$16.55	\$20.46	\$29.43	\$22,968	\$27,650	\$34,422	\$42,561	\$61,218
37-1012	First-line supervisors/managers of landscaping, lawn service, and groundskeeping workers	30	12.51	\$26.08	\$54,246	5.77	\$17.28	\$19.84	\$22.82	\$32.95	\$36.29	\$35,942	\$41,261	\$47,462	\$68,527	\$75,476
37-2011	Janitors and cleaners, except maids and housekeeping cleaners	640	5.92	\$12.75	\$26,527	2.61	\$9.25	\$10.27	\$11.83	\$13.99	\$19.18	\$19,248	\$21,360	\$24,617	\$29,105	\$39,895
37-2012	Maids and housekeeping cleaners	400	12.15	\$10.13	\$21,071	3.29	\$8.07	\$8.72	\$9.91	\$11.18	\$13.28	\$16,788	\$18,132	\$20,605	\$23,254	\$27,614
37-2021	Pest control workers	40	3.52	\$23.27	\$48,397	20.49	\$13.10	\$15.92	\$21.65	\$31.64	\$34.26	\$27,254	\$33,123	\$45,025	\$65,821	\$71,257
37-3011	Landscaping and groundskeeping workers	330	5.93	\$14.76	\$30,702	4.61	\$9.40	\$10.66	\$13.90	\$18.06	\$22.35	\$19,542	\$22,176	\$28,910	\$37,562	\$46,486
39-0000	Personal care and service	1,760	7.90	\$10.97	\$22,810	3.92	\$8.00	\$8.54	\$9.65	\$12.12	\$15.60	\$16,641	\$17,766	\$20,078	\$25,201	\$32,449
39-1021	First-line supervisors/managers of personal service workers	60	29.91	\$16.11	\$33,504	6.84	\$11.62	\$12.56	\$14.07	\$18.58	\$24.52	\$24,175	\$26,128	\$29,261	\$38,642	\$51,006
39-2021	Nonfarm animal caretakers	60	8.10	\$9.66	\$20,099	5.22	\$7.95	\$8.40	\$9.17	\$11.18	\$13.17	\$16,526	\$17,479	\$19,067	\$23,254	\$27,388
39-5012	Hairdressers, hairstylists, and cosmetologists	#	#	\$11.84	\$24,627	12.16	\$8.21	\$9.06	\$10.61	\$13.31	\$19.87	\$17,075	\$18,852	\$22,060	\$27,679	\$41,326
39-9011	Child care workers	120	35.83	\$10.91	\$22,690	2.85	\$8.08	\$8.74	\$10.24	\$13.01	\$15.26	\$16,810	\$18,189	\$21,304	\$27,056	\$31,742
39-9021	Personal and home care aides	760	9.89	\$9.40	\$19,559	2.82	\$7.92	\$8.33	\$9.02	\$10.58	\$11.70	\$16,467	\$17,331	\$18,771	\$22,010	\$24,336
39-9031	Fitness trainers and aerobics instructors	180	30.74	\$16.31	\$33,931	10.04	\$8.58	\$11.73	\$14.42	\$18.19	\$25.92	\$17,849	\$24,389	\$30,000	\$37,830	\$53,917
39-9032	Recreation workers	100	16.08	\$13.16	\$27,364	5.69	\$9.54	\$10.64	\$12.42	\$14.20	\$18.64	\$19,850	\$22,139	\$25,837	\$29,537	\$38,775
39-9099	Personal care and service workers, all other	#	#	\$9.68	\$20,142	7.45	\$7.95	\$8.41	\$9.18	\$10.56	\$11.44	\$16,532	\$17,494	\$19,098	\$21,973	\$23,800
41-0000	Sales and related	7,340	4.34	\$15.74	\$32,742	3.09	\$8.25	\$9.16	\$11.48	\$18.31	\$28.59	\$17,163	\$19,052	\$23,877	\$38,093	\$59,457
41-1011	First-line supervisors/managers of retail sales workers	590	9.03	\$20.16	\$41,928	3.89	\$11.50	\$13.70	\$17.49	\$23.05	\$34.03	\$23,913	\$28,489	\$36,383	\$47,935	\$70,784
41-1012	First-line supervisors/managers of non-retail sales workers	60	25.97	\$29.80	\$61,983	5.08	\$22.70	\$24.80	\$27.75	\$33.97	\$39.98	\$47,213	\$51,576	\$57,716	\$70,648	\$83,164
41-2011	Cashiers	1,750	11.12	\$9.78	\$20,341	1.95	\$8.00	\$8.52	\$9.42	\$10.89	\$11.86	\$16,633	\$17,721	\$19,589	\$22,657	\$24,667
41-2021	Counter and rental clerks	290	22.40	\$12.84	\$26,705	4.66	\$8.42	\$9.60	\$11.10	\$13.21	\$16.99	\$17,523	\$19,976	\$23,096	\$27,483	\$35,347
41-2022	Parts salespersons	200	24.99	\$19.48	\$40,516	5.56	\$9.92	\$13.22	\$17.86	\$24.73	\$29.70	\$20,632	\$27,488	\$37,148	\$51,429	\$61,768
41-2031	Retail salespersons	2,790	7.05	\$12.99	\$27,023	4.72	\$8.11	\$8.81	\$10.44	\$13.92	\$21.66	\$16,868	\$18,320	\$21,713	\$28,963	\$45,053
41-3011	Advertising sales agents	80	23.61	\$19.86	\$41,311	7.92	\$9.40	\$13.11	\$18.96	\$23.03	\$33.11	\$19,551	\$27,273	\$39,437	\$47,911	\$68,864
41-3021	Insurance sales agents	#	#	\$24.44	\$50,841	10.44	\$8.79	\$14.99	\$18.46	\$33.46	\$47.23	\$18,280	\$31,183	\$38,390	\$69,600	\$98,229
41-3031	Securities, commodities, and financial services sales agents	70	35.16	\$33.01	\$68,662	19.70	\$15.02	\$16.13	\$17.97	\$31.80	#	\$31,234	\$33,547	\$37,373	\$66,144	#
41-3041	Travel agents	20	19.49	\$13.97	\$29,049	17.50	\$9.82	\$10.45	\$11.49	\$14.57	\$25.03	\$20,434	\$21,731	\$23,893	\$30,296	\$52,067
41-3098	Sales representatives of services, except advertising, insurance, travel, and financial services	20	44.12	#	#	#	#	#	#	#	#	#	#	#	#	#
41-3099	Sales representatives, services, all other	240	20.67	\$29.10	\$60,533	4.11	\$14.76	\$18.34	\$26.56	\$36.12	\$50.35	\$30,710	\$38,147	\$55,247	\$75,132	\$104,722
41-4011	Sales representatives, wholesale and manufacturing, technical and scientific products	20	22.64	\$43.93	\$91,367	10.93	\$17.31	\$36.49	\$42.15	\$61.30	\$70.09	\$36,015	\$75,908	\$87,663	\$127,510	\$145,781
41-4012	Sales representatives, wholesale and manufacturing, except technical and scientific products	800	13.13	\$24.68	\$51,337	3.67	\$11.69	\$16.43	\$21.74	\$28.19	\$45.81	\$24,312	\$34,174	\$45,221	\$58,639	\$95,280
41-9021	Real estate brokers	30	45.72	\$18.23	\$37,924	5.27	\$12.71	\$13.86	\$15.51	\$18.11	\$27.95	\$26,428	\$28,838	\$32,256	\$37,666	\$58,145
41-9022	Real estate sales agents	#	#	\$20.98	\$43,647	9.66	\$12.01	\$13.03	\$14.72	\$31.31	\$35.88	\$24,978	\$27,102	\$30,614	\$65,125	\$74,637
41-9099	Sales and related workers, all other	90	34.25	\$12.69	\$26,396	8.04	\$8.56	\$9.82	\$11.09	\$13.46	\$20.94	\$17,797	\$20,427	\$23,060	\$28,000	\$43,556
43-0000	Office and administrative support	9,150	3.64	\$15.58	\$32,396	1.44	\$9.28	\$11.44	\$14.60	\$18.44	\$23.25	\$19,305	\$23,795	\$30,375	\$38,359	\$48,351
43-1011	First-line supervisors/managers of office and administrative support workers	430	9.50	\$24.25	\$50,431	2.35	\$14.89	\$18.04	\$22.61	\$29.62	\$35.32	\$30,973	\$37,517	\$47,031	\$61,611	\$73,473
43-2011	Switchboard operators, including answering service	50	35.51	\$11.88	\$24,718	3.14	\$8.84	\$9.99	\$11.24	\$13.64	\$16.34	\$18,386	\$20,788	\$23,369	\$28,365	\$33,983
43-3011	Bill and account collectors	170	38.99	\$15.68	\$32,607	6.58	\$9.18	\$11.80	\$14.71	\$19.00	\$23.28	\$19,086	\$24,548	\$30,588	\$39,516	\$48,426

Data unavailable

Occupational Code	Occupational Title	Employment Estimate	Employment Percentage Relative Standard Error	Average Hourly Wage	Average Annual Wage	Wage Percentage Relative Standard Error	10th Percentile (Hourly)	25th Percentile (Hourly)	50th Percentile (Hourly)	75th Percentile (Hourly)	90th Percentile (Hourly)	10th Percentile (Annual)	25th Percentile (Annual)	50th Percentile (Annual)	75th Percentile (Annual)	90th Percentile (Annual)
43-3021	Billing and posting clerks and machine operators	180	15.81	\$15.62	\$32,481	3.85	\$10.43	\$12.88	\$15.77	\$18.34	\$21.22	\$21,701	\$26,783	\$32,794	\$38,143	\$44,134
43-3031	Bookkeeping, accounting, and auditing clerks	700	7.70	\$16.56	\$34,445	1.68	\$10.37	\$13.46	\$16.37	\$18.80	\$22.84	\$21,563	\$28,004	\$34,047	\$39,100	\$47,517
43-3051	Payroll and timekeeping clerks	#	#	\$13.81	\$28,733	15.83	\$8.03	\$8.61	\$13.56	\$19.32	\$21.86	\$16,695	\$17,901	\$28,214	\$40,189	\$45,478
43-3061	Procurement clerks	20	2.79	\$18.19	\$37,825	2.21	\$14.25	\$16.78	\$18.05	\$21.13	\$22.11	\$29,639	\$34,905	\$47,544	\$43,952	\$45,984
43-3071	Tellers	260	6.53	\$11.85	\$24,658	3.02	\$9.78	\$10.30	\$11.17	\$12.94	\$14.98	\$20,348	\$21,433	\$23,242	\$26,921	\$31,149
43-3099	Financial clerks, all other	30	1.32	\$16.79	\$34,918	2.00	\$12.67	\$14.29	\$16.71	\$19.19	\$21.67	\$26,352	\$29,731	\$34,764	\$39,917	\$45,080
43-4031	Court, municipal, and license clerks	140	7.15	\$17.99	\$37,414	2.22	\$12.52	\$14.19	\$16.73	\$20.70	\$26.70	\$26,040	\$29,515	\$34,798	\$43,065	\$55,545
43-4051	Customer service representatives	810	23.30	\$15.41	\$32,046	3.01	\$10.27	\$12.18	\$14.00	\$17.33	\$22.76	\$21,352	\$25,344	\$29,130	\$36,044	\$47,335
43-4061	Eligibility interviewers, government programs	70	9.42	\$18.24	\$37,935	3.66	\$15.29	\$16.18	\$17.58	\$19.85	\$22.25	\$31,801	\$33,663	\$36,567	\$41,298	\$46,281
43-4071	File clerks	70	25.22	\$12.56	\$26,116	4.97	\$9.10	\$10.30	\$11.68	\$14.14	\$17.25	\$18,932	\$21,418	\$24,284	\$29,415	\$35,890
43-4081	Hotel, motel, and resort desk clerks	220	31.05	\$9.15	\$19,037	5.28	\$7.93	\$8.35	\$9.07	\$9.96	\$11.30	\$16,485	\$17,376	\$18,860	\$20,711	\$23,501
43-4111	Interviewers, except eligibility and loan	120	4.29	\$14.70	\$30,585	2.09	\$12.00	\$12.88	\$14.31	\$16.64	\$18.44	\$24,961	\$26,781	\$29,761	\$34,619	\$38,351
43-4131	Loan interviewers and clerks	60	18.34	\$16.67	\$34,675	6.42	\$12.11	\$13.37	\$15.61	\$19.98	\$22.69	\$25,185	\$27,800	\$32,475	\$41,565	\$47,195
43-4141	New accounts clerks	70	25.92	\$15.35	\$31,933	6.66	\$10.61	\$12.03	\$14.43	\$17.31	\$23.40	\$22,065	\$25,029	\$30,019	\$36,012	\$48,666
43-4151	Order clerks	#	#	\$15.59	\$32,428	12.57	\$10.52	\$11.90	\$14.08	\$19.54	\$22.07	\$21,883	\$24,760	\$29,287	\$40,652	\$45,903
43-4161	Human resources assistants, except payroll and timekeeping	40	15.99	\$17.72	\$36,849	4.15	\$12.14	\$14.31	\$17.24	\$20.69	\$24.97	\$25,243	\$29,775	\$35,860	\$43,040	\$51,928
43-4171	Receptionists and information clerks	550	11.31	\$12.75	\$26,517	2.63	\$8.60	\$10.07	\$12.51	\$14.74	\$17.83	\$17,884	\$20,947	\$26,015	\$30,667	\$37,081
43-4181	Reservation and transportation ticket agents and travel clerks	210	23.08	\$12.12	\$25,205	4.94	\$9.88	\$10.55	\$11.75	\$13.60	\$14.76	\$20,549	\$21,945	\$24,432	\$28,280	\$30,694
43-4199	Information and record clerks, all other	120	8.69	\$17.58	\$36,569	2.24	\$12.50	\$15.01	\$17.34	\$20.52	\$22.51	\$26,009	\$31,212	\$36,076	\$42,673	\$46,830
43-5021	Couriers and messengers	50	33.02	\$15.61	\$32,468	6.72	\$10.22	\$11.52	\$13.93	\$17.42	\$25.82	\$21,252	\$23,962	\$28,968	\$36,225	\$53,698
43-5032	Dispatchers, except police, fire, and ambulance	80	20.38	\$19.45	\$40,461	10.88	\$9.34	\$11.47	\$17.76	\$25.63	\$36.01	\$19,434	\$23,861	\$36,936	\$53,305	\$74,902
43-5051	Postal service clerks	20	0.00	\$24.92	\$51,826	#	\$23.38	\$25.52	\$25.53	\$26.09	\$26.22	\$48,628	\$53,084	\$53,096	\$54,258	\$54,540
43-5052	Postal service mail carriers	140	0.00	\$24.36	\$50,664	#	\$19.45	\$21.37	\$25.80	\$27.17	\$27.75	\$40,463	\$44,444	\$53,674	\$56,507	\$57,712
43-5053	Postal service mail sorters, processors, and processing machine operators	110	0.00	\$20.30	\$42,222	#	\$13.00	\$14.60	\$23.80	\$25.52	\$25.53	\$27,046	\$30,377	\$49,509	\$53,088	\$53,099
43-5061	Production, planning, and expediting clerks	20	20.46	\$17.35	\$36,087	12.89	\$8.30	\$9.30	\$18.33	\$22.80	\$26.58	\$17,272	\$19,343	\$38,127	\$47,425	\$55,293
43-5071	Shipping, receiving, and traffic clerks	190	14.91	\$14.37	\$29,884	3.51	\$8.66	\$11.05	\$14.30	\$17.57	\$20.33	\$18,019	\$22,988	\$29,754	\$36,556	\$42,291
43-5081	Stock clerks and order fillers	650	15.94	\$13.89	\$28,899	2.97	\$8.90	\$10.51	\$13.03	\$16.90	\$20.65	\$18,518	\$21,871	\$27,102	\$35,148	\$42,959
43-6011	Executive secretaries and administrative assistants	280	10.33	\$20.94	\$43,548	3.55	\$11.79	\$15.70	\$19.97	\$25.32	\$30.53	\$24,524	\$32,655	\$41,541	\$52,667	\$63,496
43-6012	Legal secretaries	#	#	\$14.00	\$29,124	4.56	\$12.10	\$12.76	\$13.85	\$14.89	\$16.95	\$25,171	\$26,536	\$28,811	\$30,973	\$35,246
43-6013	Medical secretaries	190	35.77	\$17.72	\$36,859	6.78	\$10.49	\$12.32	\$18.39	\$22.14	\$25.63	\$21,824	\$25,619	\$38,243	\$46,049	\$53,310
43-6014	Secretaries, except legal, medical, and executive	1,820	5.03	\$14.88	\$30,960	1.52	\$9.24	\$11.87	\$14.70	\$17.78	\$21.02	\$19,221	\$24,692	\$30,585	\$36,986	\$43,727
43-9021	Data entry keyers	#	#	\$12.24	\$25,457	4.81	\$9.22	\$10.13	\$11.44	\$14.03	\$16.88	\$19,179	\$21,064	\$23,803	\$29,187	\$35,120
43-9041	Insurance claims and policy processing clerks	30	46.36	\$14.75	\$30,685	3.58	\$10.92	\$12.91	\$15.40	\$16.86	\$17.75	\$22,713	\$26,858	\$32,027	\$35,079	\$36,911
43-9051	Mail clerks and mail machine operators, except postal service	50	15.74	\$11.41	\$23,726	5.41	\$8.13	\$8.87	\$10.59	\$14.24	\$16.60	\$16,914	\$18,448	\$22,022	\$29,626	\$34,525
43-9061	Office clerks, general	830	10.37	\$13.98	\$29,079	2.77	\$8.51	\$9.98	\$13.54	\$17.28	\$19.72	\$17,699	\$20,753	\$28,160	\$35,948	\$41,026
43-9071	Office machine operators, except computer	30	43.14	\$15.33	\$31,884	7.94	\$12.11	\$12.85	\$14.09	\$18.75	\$21.49	\$25,190	\$26,735	\$29,310	\$38,998	\$44,698
43-9199	Office and administrative support workers, all other	60	35.62	\$11.59	\$24,113	13.18	\$7.93	\$8.36	\$9.08	\$15.82	\$18.43	\$16,491	\$17,390	\$18,889	\$32,905	\$38,331
45-0000	Farming, fishing, and forestry	#	#	\$12.01	\$24,989	9.58	\$8.01	\$8.57	\$9.89	\$15.23	\$20.14	\$16,664	\$17,823	\$20,578	\$31,684	\$41,895
45-2092	Farmworkers and laborers, crop, nursery, and greenhouse	30	37.17	\$9.54	\$19,837	7.13	\$7.95	\$8.41	\$9.19	\$10.80	\$12.57	\$16,536	\$17,502	\$19,113	\$22,458	\$26,148
47-0000	Construction and extraction	5,400	6.43	\$21.79	\$45,329	2.91	\$12.59	\$15.42	\$20.00	\$26.10	\$32.08	\$26,185	\$32,066	\$41,610	\$54,285	\$66,735
47-1011	First-line supervisors/managers of construction trades and extraction workers	480	7.15	\$30.67	\$63,797	5.29	\$18.93	\$22.04	\$27.21	\$38.89	\$51.13	\$39,365	\$45,849	\$56,603	\$80,898	\$106,342
47-2021	Brickmasons and blockmasons	#	#	\$19.92	\$41,443	4.05	\$16.43	\$18.70	\$20.10	\$21.50	\$22.70	\$34,170	\$38,894	\$41,810	\$44,726	\$47,221
47-2031	Carpenters	160	16.01	\$23.78	\$49,463	18.54	\$13.26	\$15.37	\$18.31	\$25.59	\$50.38	\$27,582	\$31,972	\$38,080	\$53,218	\$104,789

Data unavailable

Occupational Code	Occupational Title	Employment Estimate	Employment Percentage Relative Standard Error	Average Hourly Wage	Average Annual Wage	Wage Percentage Relative Standard Error	10th Percentile (Hourly)	25th Percentile (Hourly)	50th Percentile (Hourly)	75th Percentile (Hourly)	90th Percentile (Hourly)	10th Percentile (Annual)	25th Percentile (Annual)	50th Percentile (Annual)	75th Percentile (Annual)	90th Percentile (Annual)
47-2051	Cement masons and concrete finishers	140	39.13	\$13.85	\$28,806	12.26	\$8.40	\$10.57	\$13.58	\$16.84	\$20.41	\$17,462	\$21,993	\$28,244	\$35,024	\$42,458
47-2061	Construction laborers	710	19.53	\$16.17	\$33,632	3.15	\$10.72	\$13.08	\$15.89	\$17.91	\$22.10	\$22,289	\$27,210	\$33,044	\$37,244	\$45,978
47-2071	Paving, surfacing, and tamping equipment operators	110	13.90	\$22.57	\$46,951	1.89	\$15.87	\$20.04	\$23.55	\$26.54	\$28.33	\$33,000	\$41,674	\$48,982	\$55,194	\$58,922
47-2073	Operating engineers and other construction equipment operators	310	10.60	\$19.47	\$40,489	2.73	\$13.51	\$16.30	\$19.62	\$22.03	\$25.56	\$28,104	\$33,901	\$40,800	\$45,828	\$53,171
47-2081	Drywall and ceiling tile installers	40	28.37	\$21.39	\$44,498	9.14	\$15.05	\$17.48	\$20.98	\$24.35	\$27.65	\$31,298	\$36,362	\$43,647	\$50,640	\$57,505
47-2111	Electricians	380	12.49	\$20.90	\$43,480	7.48	\$11.64	\$15.14	\$21.56	\$26.15	\$28.76	\$24,202	\$31,493	\$44,843	\$54,383	\$59,824
47-2141	Painters, construction and maintenance	70	13.57	\$17.00	\$35,370	4.67	\$11.63	\$13.14	\$16.07	\$20.09	\$22.80	\$24,196	\$27,327	\$33,435	\$41,787	\$47,418
47-2151	Pipelayers	#	#	\$18.80	\$39,106	4.41	\$12.33	\$13.78	\$18.95	\$23.42	\$27.13	\$25,656	\$28,664	\$39,420	\$48,724	\$56,420
47-2152	Plumbers, pipefitters, and steamfitters	190	12.57	\$20.62	\$42,880	5.72	\$12.57	\$15.83	\$20.19	\$23.68	\$28.45	\$26,152	\$32,925	\$41,988	\$49,248	\$59,168
47-2181	Roofers	30	18.16	\$15.60	\$32,451	3.02	\$11.70	\$12.76	\$14.54	\$18.78	\$21.52	\$24,336	\$26,545	\$30,250	\$39,068	\$44,753
47-2211	Sheet metal workers	#	#	\$22.69	\$47,201	8.88	\$14.93	\$17.38	\$24.48	\$27.27	\$28.95	\$31,064	\$36,142	\$50,912	\$56,726	\$60,214
47-3015	Helpers--pipelayers, plumbers, pipefitters, and steamfitters	#	#	\$12.40	\$25,783	16.95	\$8.23	\$9.12	\$11.05	\$16.36	\$17.81	\$17,119	\$18,961	\$22,985	\$34,020	\$37,051
47-4011	Construction and building inspectors	#	#	\$26.49	\$55,098	3.85	\$23.94	\$24.94	\$26.61	\$28.27	\$29.30	\$49,805	\$51,883	\$55,347	\$58,810	\$60,951
47-4051	Highway maintenance workers	80	24.43	\$20.19	\$42,001	2.60	\$15.53	\$17.20	\$19.99	\$22.80	\$26.39	\$32,295	\$35,768	\$41,569	\$47,418	\$54,884
47-4099	Construction and related workers, all other	#	#	\$16.26	\$33,815	6.46	\$12.40	\$13.46	\$15.47	\$18.06	\$22.10	\$25,784	\$27,993	\$32,182	\$37,569	\$45,974
47-5012	Rotary drill operators, oil and gas	290	35.32	\$26.43	\$54,980	4.77	\$15.32	\$19.86	\$27.90	\$33.11	\$35.73	\$31,864	\$41,315	\$58,022	\$68,859	\$74,311
47-5013	Service unit operators, oil, gas, and mining	870	19.39	\$23.95	\$49,806	7.05	\$14.81	\$16.75	\$20.26	\$26.78	\$39.15	\$30,815	\$34,832	\$42,135	\$55,692	\$81,440
47-5071	Roustabouts, oil and gas	680	31.28	\$21.03	\$43,743	4.78	\$12.42	\$15.24	\$23.32	\$26.46	\$28.35	\$25,826	\$31,695	\$48,506	\$55,044	\$58,967
47-5081	Helpers--extraction workers	160	5.44	\$14.55	\$30,254	3.21	\$12.23	\$12.91	\$14.04	\$15.89	\$18.01	\$25,433	\$26,849	\$29,207	\$33,045	\$37,454
49-0000	Installation, maintenance, and repair	2,850	5.54	\$20.46	\$42,566	2.05	\$11.32	\$14.31	\$19.46	\$26.03	\$30.34	\$23,550	\$29,766	\$40,471	\$54,132	\$63,109
49-1011	First-line supervisors/managers of mechanics, installers, and repairers	190	12.09	\$30.73	\$63,920	2.26	\$21.38	\$25.38	\$30.60	\$35.55	\$42.00	\$44,470	\$52,780	\$63,657	\$73,944	\$87,369
49-2011	Computer, automated teller, and office machine repairers	30	3.75	\$20.94	\$43,563	4.25	\$15.65	\$17.06	\$19.81	\$23.57	\$29.01	\$32,547	\$35,482	\$41,197	\$49,020	\$60,338
49-2022	Telecommunications equipment installers and repairers, except line installers	90	49.18	\$28.78	\$59,854	5.91	\$14.68	\$28.98	\$31.42	\$33.78	\$35.20	\$30,525	\$60,272	\$65,351	\$70,267	\$73,216
49-2097	Electronic home entertainment equipment installers and repairers	80	25.43	\$15.67	\$32,604	4.84	\$10.58	\$13.05	\$15.85	\$18.24	\$21.05	\$22,013	\$27,137	\$32,970	\$37,936	\$43,787
49-2098	Security and fire alarm systems installers	#	#	\$19.98	\$41,565	5.22	\$17.28	\$18.97	\$20.36	\$21.75	\$22.59	\$35,945	\$39,463	\$42,342	\$45,246	\$46,989
49-3011	Aircraft mechanics and service technicians	50	43.11	\$26.23	\$54,550	11.28	\$16.74	\$19.54	\$23.58	\$30.37	\$40.37	\$34,827	\$40,653	\$49,047	\$63,174	\$83,967
49-3021	Automotive body and related repairers	80	18.30	\$20.68	\$43,018	5.64	\$10.79	\$13.60	\$21.80	\$26.16	\$28.71	\$22,449	\$28,286	\$45,340	\$54,405	\$59,718
49-3023	Automotive service technicians and mechanics	400	10.71	\$19.90	\$41,387	3.13	\$11.93	\$14.33	\$18.49	\$23.72	\$29.22	\$24,824	\$29,801	\$38,450	\$49,342	\$60,775
49-3031	Bus and truck mechanics and diesel engine specialists	250	24.54	\$23.86	\$49,638	4.60	\$15.08	\$17.87	\$23.41	\$28.33	\$33.44	\$31,375	\$37,174	\$48,687	\$58,931	\$69,558
49-3042	Mobile heavy equipment mechanics, except engines	190	30.85	\$22.20	\$46,173	5.49	\$15.70	\$18.32	\$22.61	\$26.45	\$28.61	\$32,652	\$38,115	\$47,037	\$55,007	\$59,518
49-3053	Outdoor power equipment and other small engine mechanics	#	#	\$15.81	\$32,887	7.29	\$10.84	\$12.15	\$13.62	\$17.96	\$26.03	\$22,549	\$25,266	\$28,326	\$37,356	\$54,147
49-3093	Tire repairers and changers	#	#	\$14.46	\$30,071	3.46	\$9.99	\$12.15	\$14.29	\$16.96	\$19.30	\$20,771	\$25,271	\$29,727	\$35,280	\$40,140
49-9021	Heating, air conditioning, and refrigeration mechanics and installers	180	32.30	\$22.23	\$46,232	6.79	\$15.46	\$17.84	\$23.79	\$26.69	\$28.40	\$32,163	\$37,116	\$49,477	\$55,506	\$59,067
49-9041	Industrial machinery mechanics	190	10.00	\$24.48	\$50,914	3.95	\$15.36	\$23.07	\$25.74	\$28.07	\$29.50	\$31,948	\$47,979	\$53,539	\$58,384	\$61,361
49-9051	Electrical power-line installers and repairers	20	15.92	\$26.88	\$55,902	17.41	\$15.27	\$16.25	\$17.88	\$40.54	\$43.23	\$31,757	\$33,797	\$37,199	\$84,314	\$89,922
49-9062	Medical equipment repairers	20	24.83	\$22.89	\$47,616	16.71	\$10.66	\$13.04	\$18.80	\$32.64	\$35.89	\$22,182	\$27,122	\$39,101	\$67,881	\$74,653
49-9071	Maintenance and repair workers, general	540	13.37	\$16.25	\$33,801	3.71	\$9.42	\$12.16	\$14.94	\$20.14	\$25.28	\$19,588	\$25,296	\$31,086	\$41,891	\$52,578
49-9094	Locksmiths and safe repairers	#	#	\$12.57	\$26,149	7.43	\$8.33	\$11.73	\$12.90	\$14.00	\$14.74	\$17,332	\$24,392	\$26,839	\$29,121	\$30,661
49-9098	Helpers--installation, maintenance, and repair workers	40	32.83	\$17.12	\$35,609	9.10	\$10.66	\$12.12	\$13.73	\$21.08	\$28.16	\$22,177	\$25,204	\$28,561	\$43,848	\$58,565

Data unavailable

Occupational Code	Occupational Title	Employment Estimate	Employment Percentage Relative Standard Error	Average Hourly Wage	Average Annual Wage	Wage Percentage Relative Standard Error	10th Percentile (Hourly)	25th Percentile (Hourly)	50th Percentile (Hourly)	75th Percentile (Hourly)	90th Percentile (Hourly)	10th Percentile (Annual)	25th Percentile (Annual)	50th Percentile (Annual)	75th Percentile (Annual)	90th Percentile (Annual)
49-9099	Installation, maintenance, and repair workers, all other	120	39.72	\$16.84	\$35,020	5.62	\$8.20	\$9.04	\$16.17	\$22.89	\$26.94	\$17,052	\$18,794	\$33,627	\$47,621	\$56,033
51-0000	Production	2,130	7.90	\$16.17	\$33,629	2.90	\$8.92	\$10.56	\$13.96	\$19.62	\$26.07	\$18,544	\$21,972	\$29,037	\$40,807	\$54,227
51-1011	First-line supervisors/managers of production and operating workers	170	13.81	\$28.83	\$59,965	4.89	\$19.02	\$20.83	\$24.80	\$32.99	\$50.83	\$39,563	\$43,324	\$51,582	\$68,629	\$105,736
51-2041	Structural metal fabricators and fitters	40	34.49	\$18.16	\$37,775	5.84	\$13.17	\$15.47	\$19.08	\$21.02	\$22.18	\$27,396	\$32,172	\$39,696	\$43,720	\$46,134
51-2092	Team assemblers	200	31.32	\$14.17	\$29,484	16.01	\$8.78	\$10.11	\$12.60	\$17.61	\$21.67	\$18,269	\$21,028	\$26,205	\$36,626	\$45,075
51-2099	Assemblers and fabricators, all other	30	36.13	\$14.07	\$29,264	15.99	\$8.97	\$10.53	\$12.53	\$15.31	\$21.06	\$18,659	\$21,898	\$26,059	\$31,844	\$43,811
51-3011	Bakers	50	24.48	\$12.43	\$25,847	3.50	\$9.70	\$10.66	\$12.24	\$14.12	\$16.10	\$20,173	\$22,171	\$25,452	\$29,361	\$33,484
51-3021	Butchers and meat cutters	30	17.27	\$14.38	\$29,917	4.40	\$9.39	\$10.39	\$15.45	\$18.02	\$20.45	\$19,532	\$21,602	\$32,144	\$37,481	\$42,535
51-3099	Food processing workers, all other	30	5.69	\$13.74	\$28,579	2.67	\$9.59	\$10.20	\$11.22	\$15.71	\$17.77	\$19,941	\$21,216	\$23,341	\$32,668	\$36,969
51-4011	Computer-controlled machine tool operators, metal and plastic	60	46.23	\$12.99	\$27,011	9.62	\$9.70	\$10.46	\$11.73	\$14.04	\$19.09	\$20,177	\$21,757	\$24,399	\$29,197	\$39,715
51-4031	Cutting, punching, and press machine setters, operators, and tenders, metal and plastic	20	33.84	\$14.44	\$30,027	6.75	\$10.01	\$10.90	\$12.52	\$14.50	\$23.97	\$20,817	\$22,664	\$26,042	\$30,163	\$49,849
51-4041	Machinists	90	5.31	\$17.85	\$37,129	8.11	\$10.60	\$12.92	\$17.21	\$22.17	\$26.95	\$22,049	\$26,872	\$35,797	\$46,116	\$56,057
51-4121	Welders, cutters, solderers, and brazers	110	19.21	\$25.46	\$52,959	9.32	\$13.21	\$16.66	\$21.48	\$38.63	\$43.19	\$27,485	\$34,651	\$44,676	\$80,358	\$89,834
51-5111	Prepress technicians and workers	20	26.04	\$16.97	\$35,303	2.65	\$10.64	\$12.86	\$17.23	\$20.96	\$22.90	\$22,136	\$26,756	\$35,832	\$43,591	\$47,624
51-5112	Printing press operators	30	21.31	\$18.80	\$39,101	5.67	\$9.95	\$14.65	\$18.72	\$23.24	\$27.36	\$20,705	\$30,481	\$38,941	\$48,345	\$56,908
51-6011	Laundry and dry-cleaning workers	120	12.74	\$9.20	\$19,136	4.36	\$7.86	\$8.20	\$8.76	\$9.50	\$11.59	\$16,358	\$17,058	\$18,226	\$19,756	\$24,109
51-6031	Sewing machine operators	70	19.61	\$12.31	\$25,605	3.41	\$9.71	\$10.70	\$12.18	\$13.63	\$14.50	\$20,202	\$22,255	\$25,330	\$28,343	\$30,152
51-7011	Cabinetmakers and bench carpenters	60	14.74	\$16.17	\$33,627	5.54	\$12.28	\$13.66	\$15.78	\$18.17	\$21.46	\$25,548	\$28,407	\$32,827	\$37,788	\$44,630
51-8031	Water and liquid waste treatment plant and system operators	40	31.87	\$19.84	\$41,272	5.65	\$14.76	\$16.20	\$18.31	\$24.48	\$28.24	\$30,700	\$33,696	\$38,089	\$50,924	\$58,733
51-8093	Petroleum pump system operators, refinery operators, and gaugers	#	#	\$30.81	\$64,083	14.70	\$23.72	\$25.17	\$27.58	\$38.74	\$42.90	\$49,330	\$52,346	\$57,372	\$80,587	\$89,241
51-9012	Separating, filtering, clarifying, precipitating, and still machine setters, operators, and tenders	#	#	\$19.76	\$41,098	6.54	\$15.29	\$19.02	\$20.54	\$22.06	\$22.98	\$31,806	\$39,560	\$42,725	\$45,890	\$47,790
51-9041	Extruding, forming, pressing, and compacting machine setters, operators, and tenders	40	40.24	\$14.76	\$30,691	4.14	\$9.91	\$10.86	\$15.24	\$17.91	\$20.86	\$20,609	\$22,585	\$31,709	\$37,263	\$43,395
51-9061	Inspectors, testers, sorters, samplers, and weighers	130	16.62	\$14.84	\$30,861	7.85	\$8.47	\$9.85	\$13.03	\$17.93	\$23.08	\$17,609	\$20,491	\$27,098	\$37,285	\$48,014
51-9081	Dental laboratory technicians	40	24.90	\$21.48	\$44,669	10.10	\$12.93	\$16.53	\$21.27	\$27.04	\$31.63	\$26,888	\$34,390	\$44,239	\$56,242	\$65,785
51-9083	Ophthalmic laboratory technicians	#	#	\$18.56	\$38,600	10.07	\$10.59	\$17.15	\$20.21	\$21.84	\$22.82	\$22,035	\$35,679	\$42,027	\$45,426	\$47,466
51-9111	Packaging and filling machine operators and tenders	90	20.88	\$12.54	\$26,074	6.25	\$9.02	\$10.11	\$11.64	\$14.14	\$18.48	\$18,755	\$21,035	\$24,218	\$29,405	\$38,435
51-9121	Coating, painting, and spraying machine setters, operators, and tenders	30	46.93	\$9.32	\$19,389	10.30	\$7.95	\$8.41	\$9.17	\$10.29	\$11.32	\$16,528	\$17,483	\$19,074	\$21,411	\$23,553
51-9123	Painting, coating, and decorating workers	20	49.59	\$15.84	\$32,942	4.21	\$10.55	\$15.03	\$16.38	\$17.71	\$18.51	\$21,943	\$31,268	\$34,063	\$36,834	\$38,496
51-9195	Molders, shapers, and casters, except metal and plastic	#	#	\$14.09	\$29,298	5.64	\$10.00	\$10.89	\$12.79	\$16.25	\$21.05	\$20,808	\$22,642	\$26,596	\$33,794	\$43,794
51-9198	Helpers--production workers	60	15.20	\$12.73	\$26,483	3.83	\$9.50	\$10.36	\$12.07	\$14.84	\$17.37	\$19,766	\$21,554	\$25,116	\$30,871	\$36,125
53-0000	Transportation and material moving	3,760	9.32	\$16.64	\$34,603	3.55	\$8.68	\$10.59	\$15.32	\$21.41	\$26.73	\$18,049	\$22,020	\$31,871	\$44,542	\$55,594
53-1021	First-line supervisors/managers of helpers, laborers, and material movers, hand	#	#	\$20.96	\$43,593	2.08	\$14.22	\$16.29	\$19.45	\$24.36	\$29.21	\$29,586	\$33,887	\$40,448	\$50,663	\$60,763
53-1031	First-line supervisors/managers of transportation and material-moving machine and vehicle operators	90	15.24	\$28.21	\$58,683	5.65	\$18.16	\$20.71	\$26.71	\$34.18	\$43.08	\$37,776	\$43,082	\$55,562	\$71,092	\$89,606
53-2012	Commercial pilots	40	28.46	#	\$73,822	16.15	#	#	#	#	#	\$39,591	\$46,337	\$62,724	\$76,432	\$151,800
53-3022	Bus drivers, school	70	25.18	\$11.94	\$24,844	2.86	\$9.76	\$10.50	\$11.73	\$13.38	\$14.40	\$20,291	\$21,837	\$24,395	\$27,829	\$29,955
53-3031	Driver/sales workers	140	24.79	\$15.04	\$31,293	7.10	\$9.59	\$10.71	\$14.97	\$18.54	\$22.15	\$19,950	\$22,276	\$31,128	\$38,554	\$46,068

Data unavailable

Occupational Code	Occupational Title	Employment Estimate	Employment Percentage Relative Standard Error	Average Hourly Wage	Average Annual Wage	Wage Percentage Relative Standard Error	10th Percentile (Hourly)	25th Percentile (Hourly)	50th Percentile (Hourly)	75th Percentile (Hourly)	90th Percentile (Hourly)	10th Percentile (Annual)	25th Percentile (Annual)	50th Percentile (Annual)	75th Percentile (Annual)	90th Percentile (Annual)
53-3032	Truck drivers, heavy and tractor-trailer	1,140	10.84	\$20.67	\$42,985	5.15	\$12.61	\$16.32	\$21.02	\$25.00	\$27.78	\$26,228	\$33,950	\$43,717	\$51,991	\$57,790
53-3033	Truck drivers, light or delivery services	620	18.09	\$16.84	\$35,030	5.03	\$9.75	\$12.29	\$16.44	\$19.51	\$23.59	\$20,272	\$25,563	\$34,186	\$40,572	\$49,058
53-3041	Taxi drivers and chauffeurs	30	18.81	\$11.41	\$23,734	9.36	\$8.06	\$8.70	\$10.07	\$13.33	\$16.68	\$16,769	\$18,087	\$20,956	\$27,722	\$34,700
53-3099	Motor vehicle operators, all other	100	28.58	\$11.12	\$23,125	8.86	\$8.14	\$8.88	\$10.14	\$11.36	\$14.62	\$16,926	\$18,478	\$21,083	\$23,628	\$30,403
53-6031	Service station attendants	60	30.87	\$12.10	\$25,177	6.35	\$8.40	\$9.63	\$10.96	\$13.65	\$19.57	\$17,464	\$20,027	\$22,797	\$28,393	\$40,711
53-7021	Crane and tower operators	70	48.02	#	#	#	#	#	#	#	#	#	#	#	#	#
53-7051	Industrial truck and tractor operators	#	#	\$13.80	\$28,704	3.71	\$9.37	\$11.11	\$13.61	\$16.61	\$18.71	\$19,479	\$23,111	\$28,305	\$34,543	\$38,911
53-7061	Cleaners of vehicles and equipment	#	#	\$8.94	\$18,588	4.63	\$7.88	\$8.24	\$8.84	\$9.44	\$11.21	\$16,390	\$17,138	\$18,385	\$19,640	\$23,320
53-7062	Laborers and freight, stock, and material movers, hand	530	21.86	\$11.93	\$24,805	2.89	\$8.40	\$9.57	\$11.31	\$13.71	\$16.40	\$17,464	\$19,905	\$23,530	\$28,517	\$34,103
53-7064	Packers and packagers, hand	90	9.99	\$9.71	\$20,191	4.39	\$7.94	\$8.39	\$9.13	\$10.65	\$12.49	\$16,511	\$17,441	\$18,991	\$22,142	\$25,971
53-7081	Refuse and recyclable material collectors	80	43.04	\$17.14	\$35,654	8.12	\$9.74	\$12.69	\$16.26	\$21.81	\$26.74	\$20,265	\$26,386	\$33,825	\$45,366	\$55,615

Data unavailable

Occupational Code	Occupational Title	Employment Estimate	Employment Percentage Relative Standard Error	Average Hourly Wage	Average Annual Wage	Wage Percentage Relative Standard Error	10th Percentile (Hourly)	25th Percentile (Hourly)	50th Percentile (Hourly)	75th Percentile (Hourly)	90th Percentile (Hourly)	10th Percentile (Annual)	25th Percentile (Annual)	50th Percentile (Annual)	75th Percentile (Annual)	90th Percentile (Annual)
00-0000	All occupations	80,320	4.48	\$20.05	\$41,707	1.80	\$8.76	\$10.96	\$16.31	\$24.57	\$35.80	\$18,231	\$22,807	\$33,920	\$51,096	\$74,460
11-0000	Management	3,030	6.46	\$52.01	\$108,189	2.61	\$24.79	\$33.51	\$45.31	\$61.31	#	\$51,556	\$69,693	\$94,238	\$127,517	#
11-1011	Chief executives	50	32.15	\$66.70	\$138,732	9.81	\$33.71	\$49.84	\$64.27	\$74.45	#	\$70,108	\$103,659	\$133,680	\$154,865	#
11-1021	General and operations managers	1,330	5.89	\$52.47	\$109,132	3.25	\$23.06	\$31.50	\$43.23	\$61.68	#	\$47,959	\$65,524	\$89,910	\$128,292	#
11-1031	Legislators	30	44.40	#	#	#	#	#	#	#	#	#	#	#	#	#
11-2021	Marketing managers	#	#	\$73.05	\$151,936	5.85	\$41.59	\$52.44	\$69.52	\$87.42	#	\$86,508	\$109,077	\$144,606	\$181,834	#
11-2022	Sales managers	130	30.93	\$70.24	\$146,099	12.58	\$31.25	\$44.64	\$62.93	\$89.38	#	\$65,010	\$92,844	\$130,889	\$185,907	#
11-3011	Administrative services managers	50	36.54	\$43.69	\$90,877	3.67	\$20.69	\$31.53	\$40.48	\$56.09	\$74.44	\$43,034	\$65,586	\$84,191	\$116,662	\$154,826
11-3021	Computer and information systems managers	30	20.16	\$56.68	\$117,905	3.30	\$40.62	\$48.83	\$56.94	\$66.62	\$75.15	\$84,491	\$101,566	\$118,431	\$138,568	\$156,322
11-3031	Financial managers	130	16.51	\$58.50	\$121,675	5.13	\$39.46	\$44.31	\$53.33	\$65.70	\$83.06	\$82,067	\$92,159	\$110,917	\$136,659	\$172,773
11-3051	Industrial production managers	140	35.13	\$45.98	\$95,634	2.64	\$30.28	\$38.18	\$45.74	\$54.75	\$60.75	\$62,988	\$79,422	\$95,140	\$113,871	\$126,357
11-3061	Purchasing managers	50	39.59	\$49.03	\$101,989	3.09	\$31.61	\$40.72	\$49.73	\$57.15	\$68.02	\$65,755	\$84,696	\$103,444	\$118,876	\$141,475
11-3071	Transportation, storage, and distribution managers	40	41.69	\$40.84	\$84,939	2.98	\$26.25	\$31.24	\$39.36	\$52.39	\$57.14	\$54,604	\$64,972	\$81,859	\$108,970	\$118,857
11-3121	Human resources managers	50	31.36	\$57.50	\$119,598	6.50	\$35.26	\$41.45	\$51.31	\$69.04	\$88.73	\$73,338	\$86,206	\$106,723	\$143,603	\$184,550
11-9021	Construction managers	90	44.36	\$47.35	\$98,480	6.13	\$31.22	\$35.91	\$44.17	\$58.52	\$70.40	\$64,927	\$74,688	\$91,881	\$121,714	\$146,430
11-9031	Education administrators, preschool and child care center/program	40	38.63	\$20.56	\$42,755	7.07	\$13.21	\$15.96	\$19.79	\$23.21	\$29.85	\$27,469	\$33,197	\$41,171	\$48,272	\$62,081
11-9032	Education administrators, elementary and secondary school	190	0.42	#	\$82,614	1.64	#	#	#	#	#	\$64,255	\$71,989	\$83,481	\$93,956	\$106,572
11-9051	Food service managers	#	#	\$28.93	\$60,183	6.69	\$13.32	\$16.84	\$23.45	\$29.19	\$73.26	\$27,708	\$35,025	\$48,769	\$60,706	\$152,374
11-9081	Lodging managers	20	7.19	#	#	#	#	#	#	#	#	#	#	#	#	#
11-9111	Medical and health services managers	100	28.42	\$45.85	\$95,361	6.20	\$24.18	\$32.20	\$42.21	\$53.72	\$70.52	\$50,297	\$66,986	\$87,797	\$111,735	\$146,674
11-9131	Postmasters and mail superintendents	40	0.00	\$28.62	\$59,537	#	\$12.28	\$24.90	\$29.12	\$35.37	\$38.55	\$25,542	\$51,795	\$60,570	\$73,580	\$80,184
11-9141	Property, real estate, and community association managers	40	32.50	\$50.07	\$104,156	21.60	\$13.35	\$26.82	\$36.60	\$64.18	#	\$27,767	\$55,790	\$76,129	\$133,494	#
11-9151	Social and community service managers	30	12.64	\$32.61	\$67,820	1.96	\$24.26	\$25.62	\$27.89	\$36.03	\$47.40	\$50,461	\$53,295	\$58,017	\$74,943	\$98,592
11-9199	Managers, all other	140	24.46	\$44.79	\$93,165	2.89	\$30.59	\$35.19	\$43.70	\$52.55	\$58.68	\$63,632	\$73,203	\$90,888	\$109,297	\$122,056
13-0000	Business and financial operations	3,510	11.95	\$30.28	\$62,980	2.02	\$14.87	\$20.95	\$28.36	\$37.32	\$46.44	\$30,932	\$43,575	\$58,994	\$77,628	\$96,589
13-1022	Wholesale and retail buyers, except farm products	50	36.38	\$22.44	\$46,679	14.31	\$9.93	\$11.01	\$18.60	\$32.19	\$42.69	\$20,651	\$22,906	\$38,685	\$66,947	\$88,797
13-1023	Purchasing agents, except wholesale, retail, and farm products	190	13.81	\$27.85	\$57,935	2.85	\$15.69	\$19.70	\$25.56	\$34.74	\$45.01	\$32,631	\$40,966	\$53,173	\$72,268	\$93,627
13-1031	Claims adjusters, examiners, and investigators	#	#	\$28.88	\$60,074	7.54	\$12.02	\$24.26	\$28.04	\$34.67	\$42.40	\$25,000	\$50,463	\$58,330	\$72,105	\$88,186
13-1041	Compliance officers, except agriculture, construction, health and safety, and transportation	100	11.03	\$29.03	\$60,384	2.57	\$16.87	\$23.38	\$28.60	\$33.58	\$42.24	\$35,094	\$48,625	\$59,484	\$69,854	\$87,853
13-1051	Cost estimators	230	13.42	\$29.53	\$61,415	4.22	\$15.42	\$20.43	\$28.31	\$37.07	\$46.15	\$32,069	\$42,496	\$58,892	\$77,116	\$95,994
13-1071	Employment, recruitment, and placement specialists	180	9.81	\$27.97	\$58,184	3.56	\$15.76	\$19.53	\$25.63	\$33.16	\$44.30	\$32,775	\$40,615	\$53,305	\$68,972	\$92,147
13-1081	Logisticians	60	33.50	\$38.84	\$80,793	2.31	\$24.74	\$30.60	\$36.20	\$47.11	\$59.24	\$51,459	\$63,653	\$75,301	\$97,990	\$123,213
13-1111	Management analysts	110	23.30	\$37.69	\$78,400	25.21	\$15.87	\$18.10	\$22.42	\$40.67	#	\$33,000	\$37,646	\$46,639	\$84,603	#
13-1121	Meeting, convention, and event planners	20	9.61	\$20.21	\$42,034	5.82	\$9.67	\$15.92	\$20.39	\$25.00	\$29.89	\$20,118	\$33,119	\$42,405	\$51,993	\$62,177
13-1131	Fundraisers	40	28.00	\$26.25	\$54,606	5.84	\$13.15	\$19.85	\$26.16	\$30.93	\$41.32	\$27,342	\$41,290	\$54,404	\$64,327	\$85,937
13-1141	Compensation, benefits, and job analysis specialists	20	14.15	\$29.82	\$62,036	4.58	\$19.01	\$24.67	\$27.68	\$32.71	\$47.08	\$39,535	\$51,316	\$57,575	\$68,035	\$97,921
13-1151	Training and development specialists	80	13.85	\$26.90	\$55,953	3.96	\$15.97	\$18.96	\$25.83	\$32.91	\$41.40	\$33,226	\$39,429	\$53,725	\$68,446	\$86,113
13-1161	Market research analysts	220	21.31	\$33.33	\$69,326	3.68	\$18.21	\$24.62	\$32.60	\$41.66	\$49.67	\$37,881	\$51,207	\$67,816	\$86,643	\$103,317
13-1199	Business operations specialists, all other	580	12.63	\$30.11	\$62,625	3.47	\$10.64	\$19.34	\$29.84	\$39.07	\$48.16	\$22,125	\$40,217	\$62,065	\$81,269	\$100,166
13-2011	Accountants and auditors	790	13.65	\$31.38	\$65,268	4.36	\$16.30	\$21.21	\$28.58	\$38.05	\$46.83	\$33,909	\$44,112	\$59,437	\$79,134	\$97,417
13-2021	Appraisers and assessors of real estate	30	19.53	#	#	#	#	#	#	#	#	#	#	#	#	#
13-2031	Budget analysts	#	#	\$34.84	\$72,469	4.61	\$25.74	\$28.81	\$33.79	\$40.13	\$46.48	\$53,544	\$59,927	\$70,276	\$83,470	\$96,673
13-2041	Credit analysts	#	#	\$26.73	\$55,604	8.76	\$18.59	\$20.10	\$22.56	\$27.62	\$43.80	\$38,665	\$41,811	\$46,922	\$57,452	\$91,100

Data unavailable

Occupational Code	Occupational Title	Employment Estimate	Employment Percentage Relative Standard Error	Average Hourly Wage	Average Annual Wage	Wage Percentage Relative Standard Error	10th Percentile (Hourly)	25th Percentile (Hourly)	50th Percentile (Hourly)	75th Percentile (Hourly)	90th Percentile (Hourly)	10th Percentile (Annual)	25th Percentile (Annual)	50th Percentile (Annual)	75th Percentile (Annual)	90th Percentile (Annual)
13-2051	Financial analysts	#	#	\$38.46	\$79,992	2.08	\$22.15	\$31.01	\$37.28	\$46.15	\$55.19	\$46,065	\$64,497	\$77,544	\$95,987	\$114,797
13-2052	Personal financial advisors	70	40.18	\$26.18	\$54,445	16.30	\$12.63	\$14.14	\$17.91	\$33.77	\$62.95	\$26,262	\$29,421	\$37,254	\$70,251	\$130,936
13-2072	Loan officers	130	30.90	\$33.51	\$69,701	6.95	\$19.08	\$24.53	\$31.75	\$39.52	\$49.72	\$39,677	\$51,024	\$66,034	\$82,203	\$103,409
13-2099	Financial specialists, all other	#	#	\$35.53	\$73,905	3.04	\$24.51	\$30.03	\$34.87	\$40.81	\$46.24	\$50,991	\$62,458	\$72,539	\$84,887	\$96,184
15-0000	Computer and mathematical	1,070	15.07	\$32.87	\$68,372	3.04	\$18.20	\$23.36	\$31.68	\$39.28	\$51.10	\$37,848	\$48,582	\$65,887	\$81,708	\$106,283
15-1121	Computer systems analysts	110	33.42	\$46.87	\$97,498	3.61	\$26.10	\$32.48	\$41.54	\$55.81	\$83.88	\$54,292	\$67,550	\$86,410	\$116,080	\$174,464
15-1131	Computer programmers	70	37.30	\$29.03	\$60,383	17.05	\$10.75	\$19.26	\$32.06	\$36.55	\$43.08	\$22,354	\$40,055	\$66,676	\$76,034	\$89,614
15-1132	Computer software engineers, applications	140	20.34	\$42.39	\$88,169	3.66	\$29.71	\$34.16	\$41.68	\$51.09	\$57.67	\$61,797	\$71,060	\$86,703	\$106,260	\$119,962
15-1133	Computer software engineers, systems software	70	42.93	\$36.97	\$76,899	11.37	\$16.55	\$30.21	\$38.54	\$44.90	\$54.91	\$34,434	\$62,843	\$80,163	\$93,392	\$114,209
15-1134	Web developers	30	27.99	\$31.08	\$64,642	3.60	\$20.70	\$23.19	\$30.85	\$39.16	\$43.66	\$43,051	\$48,236	\$64,174	\$81,451	\$90,819
15-1141	Database administrators	30	29.83	\$39.95	\$83,089	15.80	\$22.85	\$26.27	\$34.98	\$45.83	\$79.43	\$47,534	\$54,651	\$72,758	\$95,334	\$165,216
15-1142	Network and computer systems administrators	150	10.10	\$33.46	\$69,596	2.56	\$21.30	\$26.69	\$32.65	\$37.59	\$48.48	\$44,299	\$55,514	\$67,918	\$78,177	\$100,847
15-1143	Computer network architects	40	18.53	\$41.68	\$86,689	11.88	\$24.99	\$30.59	\$37.07	\$51.64	\$67.61	\$51,973	\$63,627	\$77,111	\$107,413	\$140,633
15-1151	Computer support specialists	240	26.39	\$22.65	\$47,103	3.86	\$14.31	\$17.84	\$21.90	\$27.91	\$33.56	\$29,769	\$37,101	\$45,545	\$58,063	\$69,800
15-1152	Computer network support specialists	200	43.08	\$28.60	\$59,487	3.67	\$19.50	\$23.21	\$29.90	\$33.86	\$36.24	\$40,556	\$48,278	\$62,185	\$70,428	\$75,378
15-1199	Computer, all other	20	22.50	\$31.68	\$65,900	4.26	\$21.93	\$27.34	\$31.72	\$39.05	\$42.61	\$45,604	\$56,857	\$65,971	\$81,231	\$88,620
17-0000	Architecture and engineering	1,350	18.87	\$36.38	\$75,661	3.89	\$17.24	\$24.47	\$34.14	\$45.08	\$57.50	\$35,857	\$50,896	\$71,015	\$93,768	\$119,603
17-1011	Architects, except landscape and naval	#	#	\$31.94	\$66,435	4.41	\$24.28	\$29.71	\$32.91	\$35.97	\$40.13	\$50,506	\$61,793	\$68,460	\$74,813	\$83,465
17-2051	Civil engineers	160	8.34	\$40.31	\$83,844	2.53	\$28.92	\$32.96	\$39.11	\$47.43	\$55.34	\$60,161	\$68,651	\$81,356	\$98,656	\$165,114
17-2071	Electrical engineers	70	45.02	\$42.51	\$88,423	11.76	\$24.84	\$31.00	\$39.59	\$51.80	\$57.18	\$51,671	\$64,484	\$82,354	\$107,738	\$118,940
17-2072	Electronics engineers, except computer	#	#	\$53.74	\$111,781	12.99	\$39.52	\$43.46	\$58.13	\$64.77	\$68.81	\$82,198	\$90,406	\$120,905	\$134,713	\$143,117
17-2111	Health and safety engineers, except mining safety engineers and inspectors	20	48.16	\$47.53	\$98,857	22.75	\$24.59	\$29.14	\$37.57	\$52.53	#	\$51,151	\$60,609	\$78,150	\$109,255	#
17-2112	Industrial engineers	230	28.23	\$40.28	\$83,776	2.83	\$28.99	\$32.76	\$39.20	\$45.81	\$55.91	\$60,304	\$68,131	\$81,535	\$95,293	\$116,286
17-2141	Mechanical engineers	120	31.09	\$38.90	\$80,909	2.48	\$26.54	\$31.66	\$37.83	\$44.79	\$55.09	\$55,204	\$65,860	\$78,682	\$93,156	\$114,583
17-2171	Petroleum engineers	90	46.92	\$60.20	\$125,216	6.50	\$33.70	\$44.88	\$57.69	\$72.05	\$88.62	\$70,087	\$93,352	\$119,987	\$149,864	\$184,320
17-2199	Engineers, all other	#	#	\$28.73	\$59,765	3.78	\$17.84	\$20.47	\$30.09	\$36.15	\$43.50	\$37,111	\$42,568	\$62,582	\$75,188	\$90,473
17-3011	Architectural and civil drafters	30	32.02	\$19.39	\$40,323	6.39	\$15.22	\$16.21	\$17.87	\$23.19	\$27.94	\$31,664	\$33,727	\$37,165	\$48,245	\$58,116
17-3013	Mechanical drafters	50	36.83	\$23.35	\$48,568	1.89	\$17.16	\$19.75	\$22.27	\$26.28	\$29.75	\$35,701	\$41,088	\$46,311	\$54,653	\$61,883
17-3022	Civil engineering technicians	30	13.08	\$22.10	\$45,971	1.83	\$15.00	\$19.66	\$22.43	\$25.87	\$28.17	\$31,193	\$40,901	\$46,653	\$53,805	\$58,591
17-3023	Electrical and electronic engineering technicians	80	29.03	\$24.44	\$50,828	5.57	\$14.92	\$17.84	\$24.38	\$30.66	\$34.14	\$31,024	\$37,111	\$50,712	\$63,763	\$71,020
17-3026	Industrial engineering technicians	50	33.21	\$21.49	\$44,690	4.46	\$14.97	\$17.45	\$20.99	\$25.05	\$29.47	\$31,131	\$36,304	\$43,667	\$52,109	\$61,299
17-3027	Mechanical engineering technicians	60	38.07	\$27.79	\$57,803	4.96	\$16.23	\$19.59	\$27.43	\$34.16	\$41.48	\$33,760	\$40,756	\$57,051	\$71,063	\$86,281
19-0000	Life, physical, and social science	440	10.11	\$30.31	\$63,037	3.57	\$16.15	\$20.27	\$26.76	\$36.66	\$48.40	\$33,595	\$42,158	\$55,669	\$76,260	\$100,665
19-2031	Chemists	40	49.12	\$24.34	\$50,622	5.38	\$13.25	\$15.14	\$23.05	\$31.02	\$38.55	\$27,554	\$31,491	\$47,949	\$64,518	\$80,181
19-2041	Environmental scientists and specialists, including health	50	46.11	\$24.17	\$50,281	8.86	\$19.19	\$20.30	\$22.16	\$28.11	\$33.38	\$39,925	\$42,234	\$46,083	\$58,461	\$69,427
19-2042	Geoscientists, except hydrologists and geographers	30	48.06	\$55.56	\$115,562	12.72	\$38.04	\$40.49	\$44.57	\$78.19	\$86.74	\$79,119	\$84,217	\$92,714	\$162,625	\$180,422
19-3031	Clinical, counseling, and school psychologists	80	3.84	\$39.04	\$81,208	4.41	\$24.68	\$30.75	\$35.38	\$45.19	\$62.10	\$51,344	\$63,954	\$73,597	\$94,002	\$129,162
19-3051	Urban and regional planners	30	1.34	\$34.08	\$70,891	1.81	\$21.51	\$25.54	\$33.20	\$41.68	\$50.79	\$44,736	\$53,114	\$69,058	\$86,698	\$105,653
19-4031	Chemical technicians	#	#	\$18.74	\$38,983	6.62	\$13.03	\$14.70	\$18.25	\$21.53	\$23.55	\$27,093	\$30,566	\$37,959	\$44,780	\$48,994
19-4041	Geological and petroleum technicians	20	34.93	\$23.91	\$49,732	6.31	\$15.84	\$17.27	\$21.08	\$26.23	\$46.93	\$32,943	\$35,925	\$43,840	\$54,553	\$97,609
19-4091	Environmental science and protection technicians, including health	40	7.75	\$22.35	\$46,484	2.06	\$16.40	\$19.12	\$21.88	\$25.80	\$28.95	\$34,116	\$39,779	\$45,512	\$53,672	\$60,213
19-4093	Forest and conservation technicians	#	#	\$22.68	\$47,166	5.91	\$12.87	\$20.01	\$23.55	\$26.20	\$28.31	\$26,768	\$41,631	\$48,988	\$54,486	\$58,882
19-4099	Life, physical, and social science technicians, all other	30	34.96	\$21.20	\$44,102	5.80	\$13.04	\$16.11	\$21.19	\$24.48	\$30.27	\$27,117	\$33,516	\$44,069	\$50,909	\$62,956
21-0000	Community and social services	1,080	9.29	\$20.88	\$43,430	3.23	\$11.33	\$15.15	\$20.17	\$26.45	\$31.98	\$23,563	\$31,505	\$41,962	\$55,015	\$66,527
21-1012	Educational, vocational, and school counselors	170	0.67	\$21.99	\$45,735	1.71	\$16.27	\$18.34	\$21.19	\$24.30	\$28.83	\$33,844	\$38,157	\$44,082	\$50,547	\$59,976

Data unavailable

Occupational Code	Occupational Title	Employment Estimate	Employment Percentage Relative Standard Error	Average Hourly Wage	Average Annual Wage	Wage Percentage Relative Standard Error	10th Percentile (Hourly)	25th Percentile (Hourly)	50th Percentile (Hourly)	75th Percentile (Hourly)	90th Percentile (Hourly)	10th Percentile (Annual)	25th Percentile (Annual)	50th Percentile (Annual)	75th Percentile (Annual)	90th Percentile (Annual)
21-1014	Mental health counselors	70	43.39	\$17.26	\$35,904	14.59	\$12.01	\$12.90	\$14.37	\$21.49	\$27.74	\$24,987	\$26,824	\$29,886	\$44,697	\$57,689
21-1021	Child, family, and school social workers	260	5.42	\$20.35	\$42,330	6.27	\$12.12	\$14.31	\$18.40	\$26.71	\$29.88	\$25,208	\$29,761	\$38,279	\$55,558	\$62,157
21-1022	Medical and public health social workers	100	18.53	\$25.16	\$52,335	4.73	\$16.27	\$19.08	\$25.24	\$31.49	\$34.73	\$33,843	\$39,680	\$52,507	\$65,497	\$72,242
21-1029	Social workers, all other	20	31.40	\$25.73	\$53,509	8.71	\$14.12	\$19.45	\$29.63	\$33.11	\$34.36	\$29,365	\$40,465	\$61,624	\$68,867	\$71,462
21-1091	Health educators	#	#	\$23.19	\$48,243	5.67	\$15.83	\$17.81	\$23.94	\$27.52	\$29.85	\$32,920	\$37,050	\$49,799	\$57,240	\$62,094
21-1093	Social and human service assistants	140	27.54	\$11.81	\$24,557	4.07	\$8.27	\$9.22	\$10.81	\$13.39	\$17.05	\$17,208	\$19,184	\$22,475	\$27,854	\$35,457
21-1099	Community and social service specialists, all other	50	6.69	\$23.05	\$47,948	2.80	\$10.86	\$15.95	\$21.44	\$29.81	\$38.37	\$22,581	\$33,182	\$44,591	\$62,001	\$79,811
21-2011	Clergy	20	22.72	\$24.68	\$51,327	2.38	\$20.53	\$22.99	\$25.16	\$27.24	\$28.48	\$42,712	\$47,816	\$52,327	\$56,651	\$59,245
23-0000	Legal	420	16.44	\$36.02	\$74,922	9.33	\$15.80	\$19.96	\$28.60	\$49.06	\$67.45	\$32,865	\$41,513	\$59,497	\$102,040	\$140,299
23-1011	Lawyers	200	20.13	\$48.31	\$100,494	7.28	\$24.98	\$30.36	\$42.48	\$62.98	\$72.03	\$51,955	\$63,154	\$88,364	\$130,993	\$149,824
23-2011	Paralegals and legal assistants	90	27.38	\$21.56	\$44,852	3.17	\$16.33	\$19.38	\$21.29	\$23.34	\$28.11	\$33,972	\$40,311	\$44,281	\$48,554	\$58,472
23-2099	Legal support workers, all other	60	38.20	\$21.07	\$43,816	2.29	\$15.29	\$16.21	\$17.75	\$24.85	\$31.37	\$31,796	\$33,718	\$36,921	\$51,689	\$65,246
25-0000	Education, training, and library	6,090	2.40	\$20.60	\$42,839	1.48	\$9.18	\$12.71	\$19.32	\$26.74	\$34.27	\$19,091	\$26,431	\$40,194	\$55,619	\$71,274
25-1121	Art, drama, and music teachers, postsecondary	120	0.00	#	\$45,988	1.78	#	#	#	#	#	\$18,643	\$26,711	\$46,334	\$63,204	\$73,332
25-2011	Preschool teachers, except special education	240	31.95	\$16.53	\$34,379	7.24	\$10.16	\$11.78	\$15.92	\$18.82	\$23.32	\$21,141	\$24,500	\$33,121	\$39,154	\$48,513
25-2012	Kindergarten teachers, except special education	230	23.42	#	\$39,227	4.48	#	#	#	#	#	\$22,954	\$31,914	\$36,742	\$45,182	\$58,060
25-2021	Elementary school teachers, except special education	1,040	0.44	#	\$48,296	1.13	#	#	#	#	#	\$33,624	\$37,298	\$44,980	\$56,513	\$70,970
25-2022	Middle school teachers, except special and vocational education	580	1.24	#	\$47,125	1.13	#	#	#	#	#	\$33,649	\$37,256	\$44,362	\$55,211	\$67,475
25-2031	Secondary school teachers, except special and vocational education	590	1.27	#	\$49,113	1.09	#	#	#	#	#	\$34,171	\$38,791	\$46,572	\$57,680	\$69,973
25-2032	Vocational education teachers, secondary school	80	2.32	#	\$48,484	1.33	#	#	#	#	#	\$35,195	\$40,438	\$46,764	\$56,465	\$65,782
25-2051	Special education teachers, preschool	#	#	#	\$57,676	3.85	#	#	#	#	#	\$34,735	\$39,799	\$52,381	\$66,843	\$76,677
25-2052	Special education teachers, kindergarten, and elementary school	120	0.95	#	\$51,289	1.42	#	#	#	#	#	\$34,999	\$40,468	\$47,074	\$59,534	\$76,593
25-2053	Special education teachers, middle school	100	1.57	#	\$49,351	1.75	#	#	#	#	#	\$34,355	\$39,249	\$48,054	\$58,436	\$68,608
25-2054	Special education teachers, secondary school	120	1.31	#	\$54,583	1.89	#	#	#	#	#	\$35,974	\$42,412	\$52,630	\$64,261	\$75,865
25-3011	Adult literacy, remedial education, and ged teachers and instructors	40	0.00	\$25.01	\$52,029	1.74	\$19.03	\$20.48	\$22.87	\$27.36	\$34.39	\$39,578	\$42,595	\$47,574	\$56,901	\$71,536
25-3021	Self-enrichment education teachers	#	#	\$13.31	\$27,681	3.79	\$8.53	\$9.83	\$11.10	\$14.26	\$23.13	\$17,740	\$20,441	\$23,092	\$29,653	\$48,119
25-3099	Teachers and instructors, all other	80	17.18	#	\$47,486	3.58	#	#	#	#	#	\$25,084	\$30,955	\$49,148	\$59,357	\$71,540
25-4021	Librarians	120	8.62	\$28.93	\$60,183	3.66	\$18.68	\$20.74	\$25.56	\$35.39	\$46.88	\$38,859	\$43,149	\$53,162	\$73,611	\$97,503
25-4031	Library technicians	210	13.91	\$13.45	\$27,986	1.78	\$8.29	\$9.27	\$13.72	\$16.78	\$18.63	\$17,246	\$19,279	\$28,540	\$34,892	\$38,753
25-9031	Instructional coordinators	70	16.34	\$32.26	\$67,107	2.20	\$20.87	\$25.44	\$32.25	\$36.32	\$43.10	\$43,410	\$52,915	\$67,073	\$75,552	\$89,640
25-9041	Teacher assistants	830	4.42	#	\$23,712	1.96	#	#	#	#	#	\$18,542	\$20,927	\$23,122	\$26,060	\$30,177
27-0000	Arts, design, entertainment, sports, and media	610	8.29	\$18.03	\$37,511	4.41	\$8.52	\$10.35	\$15.59	\$22.17	\$29.54	\$17,726	\$21,522	\$32,430	\$46,119	\$61,437
27-1021	Commercial and industrial designers	#	#	\$32.84	\$68,309	19.11	\$19.66	\$21.47	\$32.07	\$42.11	\$52.61	\$40,892	\$44,651	\$66,702	\$87,591	\$109,437
27-1023	Floral designers	50	29.02	\$11.15	\$23,201	4.51	\$7.98	\$8.50	\$9.39	\$14.61	\$17.26	\$16,608	\$17,683	\$19,533	\$30,382	\$35,903
27-1024	Graphic designers	80	19.80	\$19.92	\$41,426	4.84	\$12.93	\$14.70	\$18.30	\$24.91	\$28.79	\$26,886	\$30,586	\$38,065	\$51,819	\$59,893
27-2022	Coaches and scouts	70	22.86	#	\$31,774	4.47	#	#	#	#	#	\$17,491	\$19,932	\$27,826	\$38,093	\$47,964
27-2099	Entertainers and performers, sports and related workers, all other	20	41.67	\$11.68	#	7.62	\$9.73	\$10.51	\$11.73	\$13.12	\$14.05	#	#	#	#	#
27-3031	Public relations specialists	100	38.12	\$21.58	\$44,878	11.02	\$8.29	\$9.26	\$19.56	\$28.64	\$36.18	\$17,241	\$19,264	\$40,687	\$59,565	\$75,248
27-3041	Editors	40	22.80	#	#	#	#	#	#	#	#	#	#	#	#	#
27-3042	Technical writers	#	#	\$25.79	\$53,639	3.09	\$21.19	\$23.69	\$25.98	\$28.26	\$29.87	\$44,074	\$49,275	\$54,044	\$58,772	\$62,124
27-3091	Interpreters and translators	30	13.96	\$21.69	\$45,119	2.56	\$16.93	\$19.58	\$21.62	\$23.65	\$27.76	\$35,224	\$40,723	\$44,960	\$49,184	\$57,749
29-0000	Healthcare practitioners and technical	3,590	27.70	\$31.35	\$65,216	2.49	\$15.59	\$22.17	\$29.36	\$36.75	\$46.91	\$32,420	\$46,117	\$61,059	\$76,437	\$97,566
29-1011	Chiropractors	50	13.38	\$31.78	\$66,103	11.41	\$19.54	\$21.72	\$32.77	\$40.21	\$44.49	\$40,651	\$45,168	\$68,159	\$83,640	\$92,535

Data unavailable

Occupational Code	Occupational Title	Employment Estimate	Employment Percentage Relative Standard Error	Average Hourly Wage	Average Annual Wage	Wage Percentage Relative Standard Error	10th Percentile (Hourly)	25th Percentile (Hourly)	50th Percentile (Hourly)	75th Percentile (Hourly)	90th Percentile (Hourly)	10th Percentile (Annual)	25th Percentile (Annual)	50th Percentile (Annual)	75th Percentile (Annual)	90th Percentile (Annual)
29-1021	Dentists, general	#	#	\$85.18	\$177,168	17.79	\$57.30	\$64.36	\$79.03	#	#	\$119,187	\$133,863	\$164,375	#	#
29-1031	Dietitians and nutritionists	80	34.96	\$26.52	\$55,155	10.31	\$13.74	\$19.23	\$29.20	\$34.06	\$36.71	\$28,571	\$40,004	\$60,742	\$70,855	\$76,347
29-1041	Optometrists	30	28.77	\$57.40	\$119,392	26.51	\$31.52	\$34.99	\$51.25	\$57.01	#	\$65,558	\$72,788	\$106,593	\$118,581	#
29-1051	Pharmacists	110	32.25	\$55.36	\$115,156	2.89	\$48.23	\$51.02	\$55.68	\$61.63	\$68.75	\$100,326	\$106,132	\$115,808	\$128,198	\$143,005
29-1062	Family and general practitioners	40	40.27	\$75.08	\$156,174	8.01	\$36.51	\$52.08	\$72.25	#	#	\$75,932	\$108,332	\$150,278	#	#
29-1071	Physician assistants	70	35.60	\$45.83	\$95,320	6.86	\$31.65	\$39.40	\$47.13	\$53.67	\$57.61	\$65,835	\$81,962	\$98,039	\$111,627	\$119,828
29-1122	Occupational therapists	100	18.20	\$37.20	\$77,375	3.43	\$25.27	\$29.40	\$33.91	\$44.06	\$56.87	\$61,143	\$70,542	\$91,637	\$118,300	#
29-1123	Physical therapists	120	17.12	\$32.65	\$67,908	4.49	\$19.78	\$28.04	\$33.11	\$37.78	\$44.83	\$41,143	\$58,316	\$68,869	\$78,584	\$93,255
29-1125	Recreational therapists	30	30.26	\$14.53	\$30,220	5.52	\$9.71	\$10.98	\$13.95	\$17.47	\$21.02	\$20,192	\$22,838	\$29,017	\$36,340	\$43,723
29-1126	Respiratory therapists	#	#	\$26.93	\$56,008	2.43	\$21.57	\$24.30	\$26.76	\$29.22	\$33.60	\$44,857	\$50,552	\$55,662	\$60,782	\$69,896
29-1127	Speech-language pathologists	120	9.99	\$38.42	\$79,917	2.95	\$26.99	\$30.82	\$35.61	\$45.36	\$55.84	\$56,149	\$64,112	\$74,064	\$94,343	\$116,139
29-1131	Veterinarians	80	8.85	\$33.77	\$70,243	4.63	\$23.52	\$30.23	\$34.39	\$39.27	\$44.18	\$48,923	\$62,879	\$71,526	\$81,687	\$91,901
29-1141	Registered nurses	1,230	47.13	\$31.64	\$65,805	1.98	\$24.09	\$26.89	\$31.42	\$35.81	\$41.91	\$50,102	\$55,941	\$65,357	\$74,475	\$87,173
29-1171	Nurse practitioners	40	49.62	\$37.29	\$77,569	3.50	\$21.71	\$32.50	\$37.60	\$42.96	\$46.32	\$45,150	\$67,606	\$78,200	\$89,367	\$96,346
29-1181	Audiologists	20	8.23	#	#	#	#	#	#	#	#	#	#	#	#	#
29-2012	Medical and clinical laboratory technicians	30	29.54	\$24.35	\$50,638	8.74	\$14.83	\$17.37	\$24.16	\$28.03	\$39.52	\$30,843	\$36,132	\$50,263	\$58,294	\$82,199
29-2021	Dental hygienists	160	16.11	\$38.01	\$79,055	3.25	\$31.40	\$35.57	\$39.47	\$42.85	\$44.87	\$65,307	\$73,983	\$82,107	\$89,126	\$93,338
29-2052	Pharmacy technicians	170	42.16	\$14.59	\$30,338	3.15	\$10.59	\$12.05	\$14.17	\$16.98	\$18.97	\$22,037	\$25,055	\$29,472	\$35,310	\$39,461
29-2056	Veterinary technologists and technicians	#	#	\$13.13	\$27,313	3.05	\$10.49	\$11.97	\$13.14	\$14.31	\$16.11	\$21,823	\$24,895	\$27,332	\$29,770	\$33,502
29-2061	Licensed practical and licensed vocational nurses	250	39.30	\$21.28	\$44,258	4.39	\$15.74	\$17.99	\$20.81	\$24.34	\$28.24	\$32,738	\$37,414	\$43,290	\$50,617	\$58,737
29-2071	Medical records and health information technicians	70	41.29	\$18.23	\$37,909	3.15	\$11.17	\$13.82	\$17.81	\$22.14	\$26.24	\$23,223	\$28,736	\$37,051	\$46,046	\$54,583
29-2081	Opticians, dispensing	50	28.37	\$14.08	\$29,285	9.96	\$8.41	\$9.83	\$15.27	\$17.36	\$18.79	\$17,499	\$20,447	\$31,756	\$36,102	\$39,088
29-2099	Health technologists and technicians, all other	150	34.76	\$24.09	\$50,112	4.12	\$16.80	\$21.33	\$25.16	\$27.63	\$29.13	\$34,937	\$44,373	\$52,327	\$57,476	\$60,587
29-9011	Occupational health and safety specialists	70	22.05	\$36.06	\$74,995	3.71	\$21.56	\$25.70	\$32.49	\$48.93	\$54.99	\$44,845	\$53,448	\$67,580	\$101,772	\$114,386
31-0000	Healthcare support	2,010	14.81	\$13.58	\$28,253	2.26	\$9.68	\$10.58	\$12.48	\$15.51	\$18.75	\$20,143	\$22,014	\$25,951	\$32,259	\$39,002
31-1011	Home health aides	350	34.15	\$10.87	\$22,618	2.86	\$9.29	\$9.88	\$10.67	\$11.46	\$13.42	\$19,324	\$20,547	\$22,195	\$23,843	\$27,913
31-1014	Nursing assistants	730	15.31	\$12.50	\$26,006	2.60	\$9.71	\$10.54	\$12.15	\$14.17	\$16.53	\$20,202	\$21,917	\$25,280	\$29,469	\$34,377
31-2011	Occupational therapist assistants	30	48.29	\$22.36	\$46,514	12.98	\$13.28	\$17.63	\$23.15	\$26.67	\$28.86	\$27,620	\$36,679	\$48,152	\$55,473	\$60,025
31-2021	Physical therapist assistants	#	#	\$19.79	\$41,153	9.31	\$12.58	\$15.83	\$19.86	\$24.02	\$27.66	\$26,171	\$32,932	\$41,317	\$49,966	\$57,543
31-9011	Massage therapists	40	31.22	\$24.90	\$51,792	14.06	\$13.42	\$16.71	\$23.77	\$28.31	\$43.50	\$27,918	\$34,766	\$49,446	\$58,880	\$90,484
31-9091	Dental assistants	210	19.75	\$17.20	\$35,776	5.33	\$12.02	\$14.52	\$16.86	\$20.14	\$23.15	\$25,002	\$30,207	\$35,064	\$41,902	\$48,162
31-9092	Medical assistants	370	27.25	\$13.68	\$28,458	3.07	\$9.85	\$11.17	\$13.33	\$15.79	\$17.92	\$20,489	\$23,227	\$27,736	\$32,845	\$37,267
31-9096	Veterinary assistants and laboratory animal caretakers	#	#	\$10.33	\$21,478	4.63	\$8.84	\$9.66	\$10.42	\$11.17	\$11.70	\$18,378	\$20,095	\$21,666	\$23,237	\$24,337
31-9097	Phlebotomists	#	#	\$14.48	\$30,110	5.88	\$10.83	\$12.30	\$13.84	\$16.39	\$19.86	\$22,536	\$25,578	\$28,788	\$34,087	\$41,316
31-9099	Healthcare support workers, all other	80	5.52	\$12.16	\$25,298	1.67	\$9.86	\$10.40	\$11.30	\$13.26	\$16.44	\$20,500	\$21,625	\$23,500	\$27,585	\$34,196
33-0000	Protective service	1,750	5.13	\$21.21	\$44,113	4.65	\$9.05	\$11.48	\$20.68	\$27.98	\$35.26	\$18,831	\$23,880	\$43,009	\$58,195	\$73,331
33-1012	First-line supervisors/managers of police and detectives	70	2.83	\$42.49	\$88,389	2.36	\$31.96	\$37.19	\$42.25	\$48.39	\$55.25	\$66,476	\$77,364	\$87,890	\$100,648	\$114,913
33-1021	First-line supervisors/managers of fire fighting and prevention workers	60	15.86	\$36.76	\$76,469	4.92	\$23.55	\$32.53	\$39.74	\$43.07	\$45.07	\$48,993	\$67,662	\$82,649	\$89,585	\$93,747
33-1099	First-line supervisors/managers, protective service workers, all other	40	36.52	\$24.25	\$50,450	7.83	\$16.01	\$19.11	\$22.42	\$28.65	\$35.49	\$33,311	\$39,758	\$46,626	\$59,590	\$73,827
33-2011	Fire fighters	260	13.01	\$21.57	\$44,875	4.83	\$14.32	\$16.75	\$20.15	\$26.34	\$33.68	\$29,790	\$34,838	\$41,908	\$54,793	\$70,058
33-3051	Police and sheriff's patrol officers	390	2.61	\$28.54	\$59,372	1.85	\$21.59	\$24.89	\$28.36	\$33.04	\$36.09	\$44,905	\$51,781	\$58,986	\$68,732	\$75,068
33-9032	Security guards	300	18.81	\$12.25	\$25,470	9.97	\$8.43	\$9.52	\$10.63	\$11.80	\$20.02	\$17,528	\$19,807	\$22,102	\$24,553	\$41,651
33-9091	Crossing guards	120	42.90	\$13.27	\$27,611	4.72	\$8.74	\$10.13	\$12.84	\$16.38	\$18.65	\$18,178	\$21,061	\$26,701	\$34,061	\$38,800
33-9099	Protective service workers, all other	150	18.45	\$13.83	\$28,769	9.09	\$8.27	\$9.22	\$11.22	\$17.89	\$24.26	\$17,203	\$19,171	\$23,345	\$37,221	\$50,457
35-0000	Food preparation and serving-related	6,840	2.73	\$9.55	\$19,871	1.40	\$7.89	\$8.27	\$8.89	\$10.18	\$13.07	\$16,413	\$17,195	\$18,500	\$21,170	\$27,181

Data unavailable

Occupational Code	Occupational Title	Employment Estimate	Employment Percentage Relative Standard Error	Average Hourly Wage	Average Annual Wage	Wage Percentage Relative Standard Error	10th Percentile (Hourly)	25th Percentile (Hourly)	50th Percentile (Hourly)	75th Percentile (Hourly)	90th Percentile (Hourly)	10th Percentile (Annual)	25th Percentile (Annual)	50th Percentile (Annual)	75th Percentile (Annual)	90th Percentile (Annual)
35-1011	Chefs and head cooks	30	26.19	\$25.81	\$53,695	6.58	\$15.90	\$18.38	\$24.38	\$33.20	\$38.91	\$33,064	\$38,223	\$50,716	\$69,059	\$80,931
35-1012	First-line supervisors/managers of food preparation and serving workers	490	13.24	\$14.75	\$30,674	3.40	\$10.37	\$11.81	\$13.93	\$17.16	\$20.59	\$21,578	\$24,566	\$28,976	\$35,689	\$42,836
35-2012	Cooks, institution and cafeteria	230	20.51	\$12.45	\$25,895	2.38	\$9.73	\$10.64	\$12.20	\$13.96	\$16.23	\$20,239	\$22,133	\$25,372	\$29,033	\$33,749
35-2014	Cooks, restaurant	750	15.30	\$9.77	\$20,332	3.05	\$8.02	\$8.59	\$9.73	\$10.98	\$11.76	\$16,684	\$17,874	\$20,244	\$22,833	\$24,468
35-2015	Cooks, short order	20	38.20	#	#	#	#	#	#	#	#	#	#	#	#	#
35-2021	Food preparation workers	380	12.06	\$9.85	\$20,489	3.75	\$8.00	\$8.55	\$9.48	\$11.13	\$13.05	\$16,647	\$17,781	\$19,710	\$23,154	\$27,137
35-3011	Bartenders	220	30.28	\$8.38	\$17,435	2.40	\$7.83	\$8.11	\$8.58	\$9.04	\$9.37	\$16,281	\$16,865	\$17,839	\$18,813	\$19,481
35-3021	Combined food preparation and serving workers, including fast food	2,520	8.65	\$8.65	\$17,996	1.88	\$7.84	\$8.15	\$8.66	\$9.17	\$10.29	\$16,315	\$16,950	\$18,009	\$19,068	\$21,396
35-3022	Counter attendants, cafeteria, food concession, and coffee shop	240	46.38	\$9.31	\$19,364	2.44	\$7.93	\$8.35	\$9.07	\$10.27	\$11.35	\$16,485	\$17,376	\$18,861	\$21,357	\$23,607
35-3031	Waiters and waitresses	1,540	10.60	\$8.91	\$18,526	5.00	\$7.84	\$8.14	\$8.64	\$9.14	\$12.15	\$16,308	\$16,932	\$17,973	\$19,015	\$25,273
35-3041	Food servers, nonrestaurant	80	23.76	\$9.65	\$20,075	8.38	\$7.90	\$8.29	\$8.94	\$10.75	\$13.25	\$16,431	\$17,242	\$18,592	\$22,369	\$27,559
35-9011	Dining room and cafeteria attendants and bartender helpers	#	#	\$8.76	\$18,220	3.95	\$7.86	\$8.19	\$8.73	\$9.30	\$11.02	\$16,346	\$17,028	\$18,165	\$19,340	\$22,921
35-9021	Dishwashers	140	34.31	\$8.22	\$17,089	2.48	\$7.81	\$8.07	\$8.50	\$8.93	\$9.19	\$16,249	\$16,786	\$17,680	\$18,575	\$19,111
35-9031	Hosts and hostesses, restaurant, lounge, and coffee shop	160	21.88	\$8.95	\$18,608	3.28	\$7.86	\$8.20	\$8.76	\$9.35	\$11.11	\$16,357	\$17,056	\$18,221	\$19,453	\$23,107
37-0000	Building and grounds cleaning and maintenance	2,410	9.23	\$12.99	\$27,017	2.53	\$8.53	\$9.80	\$11.80	\$15.19	\$18.65	\$17,750	\$20,391	\$24,552	\$31,592	\$38,789
37-1011	First-line supervisors/managers of housekeeping and janitorial workers	50	19.64	\$20.04	\$41,679	3.67	\$12.66	\$15.90	\$19.66	\$22.97	\$29.01	\$26,337	\$33,073	\$40,894	\$47,781	\$60,346
37-1012	First-line supervisors/managers of landscaping, lawn service, and groundskeeping workers	60	35.94	\$25.77	\$53,609	4.58	\$18.42	\$21.29	\$25.64	\$30.13	\$34.59	\$38,319	\$44,277	\$53,338	\$62,669	\$71,944
37-2011	Janitors and cleaners, except maids and housekeeping cleaners	1,120	12.35	\$12.43	\$25,857	2.46	\$8.72	\$9.99	\$11.68	\$14.08	\$17.18	\$18,137	\$20,789	\$24,299	\$29,287	\$35,731
37-2012	Maids and housekeeping cleaners	240	21.32	\$9.03	\$18,782	2.49	\$7.88	\$8.23	\$8.82	\$9.47	\$11.21	\$16,383	\$17,120	\$18,350	\$19,704	\$23,326
37-3011	Landscaping and groundskeeping workers	900	16.33	\$13.26	\$27,590	5.16	\$8.96	\$10.22	\$12.47	\$16.01	\$18.33	\$18,635	\$21,267	\$25,940	\$33,299	\$38,126
39-0000	Personal care and service	1,540	11.21	\$11.56	\$24,044	3.14	\$8.14	\$8.89	\$10.44	\$13.07	\$17.17	\$16,930	\$18,488	\$21,724	\$27,177	\$35,709
39-1021	First-line supervisors/managers of personal service workers	60	22.63	\$17.64	\$36,693	4.25	\$12.19	\$13.17	\$15.07	\$21.73	\$27.14	\$25,354	\$27,389	\$31,352	\$45,208	\$56,448
39-2021	Nonfarm animal caretakers	140	12.56	\$10.28	\$21,390	4.95	\$8.05	\$8.67	\$9.91	\$12.09	\$13.78	\$16,745	\$18,025	\$20,621	\$25,151	\$28,657
39-3091	Amusement and recreation attendants	110	44.92	\$9.26	\$19,251	4.81	\$7.87	\$8.20	\$8.77	\$9.34	\$13.14	\$16,361	\$17,066	\$18,240	\$19,423	\$27,327
39-3093	Locker room, coatroom, and dressing room attendants	60	46.16	\$8.55	\$17,781	4.56	\$7.85	\$8.15	\$8.67	\$9.18	\$10.11	\$16,319	\$16,962	\$18,032	\$19,103	\$21,035
39-4031	Morticians, undertakers, and funeral directors	#	#	\$26.65	\$55,426	7.44	\$23.38	\$24.67	\$26.82	\$28.97	\$35.50	\$48,640	\$51,320	\$55,786	\$60,253	\$73,849
39-5012	Hairdressers, hairstylists, and cosmetologists	240	17.84	\$11.15	\$23,199	5.86	\$8.28	\$9.25	\$10.85	\$12.81	\$14.30	\$17,228	\$19,234	\$22,569	\$26,646	\$29,748
39-9011	Child care workers	#	#	\$11.83	\$24,596	8.96	\$8.22	\$9.09	\$10.62	\$13.43	\$17.32	\$17,098	\$18,909	\$22,086	\$27,940	\$36,024
39-9021	Personal and home care aides	230	14.47	\$9.52	\$19,804	3.30	\$8.03	\$8.61	\$9.48	\$10.66	\$11.37	\$16,696	\$17,904	\$19,723	\$22,166	\$23,653
39-9031	Fitness trainers and aerobics instructors	#	#	\$15.82	\$32,902	4.25	\$10.82	\$12.71	\$14.87	\$17.53	\$20.37	\$22,506	\$26,444	\$30,928	\$36,464	\$42,376
39-9032	Recreation workers	280	4.66	\$12.62	\$26,248	4.36	\$8.47	\$9.64	\$11.17	\$15.44	\$19.70	\$17,618	\$20,055	\$23,231	\$32,117	\$40,977
41-0000	Sales and related	7,810	4.74	\$18.06	\$37,569	3.80	\$8.32	\$9.34	\$12.65	\$20.74	\$34.83	\$17,314	\$19,419	\$26,312	\$43,149	\$72,452
41-1011	First-line supervisors/managers of retail sales workers	560	10.67	\$21.08	\$43,846	5.39	\$12.50	\$14.71	\$17.45	\$22.64	\$32.48	\$25,998	\$30,589	\$36,305	\$47,091	\$67,550
41-1012	First-line supervisors/managers of non-retail sales workers	130	14.77	\$30.99	\$64,453	8.75	\$16.60	\$20.60	\$26.06	\$34.07	\$48.24	\$34,527	\$42,857	\$54,202	\$70,870	\$100,342
41-2011	Cashiers	1,750	7.53	\$9.68	\$20,129	2.19	\$7.94	\$8.37	\$9.09	\$10.59	\$13.25	\$16,509	\$17,410	\$18,911	\$22,021	\$27,569
41-2021	Counter and rental clerks	280	18.64	\$14.34	\$29,821	5.74	\$8.50	\$9.75	\$12.75	\$18.29	\$22.93	\$17,686	\$20,287	\$26,520	\$38,048	\$47,691
41-2022	Parts salespersons	250	40.34	\$18.31	\$38,080	3.62	\$12.44	\$14.35	\$17.18	\$21.67	\$26.50	\$25,885	\$29,856	\$35,740	\$45,068	\$55,129

Data unavailable

Occupational Code	Occupational Title	Employment Estimate	Employment Percentage Relative Standard Error	Average Hourly Wage	Average Annual Wage	Wage Percentage Relative Standard Error	10th Percentile (Hourly)	25th Percentile (Hourly)	50th Percentile (Hourly)	75th Percentile (Hourly)	90th Percentile (Hourly)	10th Percentile (Annual)	25th Percentile (Annual)	50th Percentile (Annual)	75th Percentile (Annual)	90th Percentile (Annual)
41-2031	Retail salespersons	2,290	8.26	\$13.96	\$29,030	3.24	\$8.31	\$9.28	\$11.31	\$15.45	\$22.42	\$17,279	\$19,308	\$23,524	\$32,146	\$46,642
41-3011	Advertising sales agents	30	29.62	\$27.03	\$56,230	10.42	\$11.01	\$17.71	\$27.34	\$34.62	\$42.45	\$22,904	\$36,841	\$56,860	\$72,002	\$88,296
41-3021	Insurance sales agents	160	34.55	\$29.94	\$62,281	16.58	\$10.69	\$19.62	\$24.09	\$36.45	\$43.35	\$22,238	\$40,813	\$50,102	\$75,806	\$90,163
41-3031	Securities, commodities, and financial services sales agents	180	31.72	#	#	#	#	#	#	#	#	#	#	#	#	#
41-3041	Travel agents	20	10.88	#	#	#	#	#	#	#	#	#	#	#	#	#
41-3099	Sales representatives, services, all other	370	28.04	\$24.33	\$50,605	9.93	\$8.18	\$8.99	\$18.58	\$31.86	\$45.38	\$17,024	\$18,707	\$38,640	\$66,259	\$94,393
41-4011	Sales representatives, wholesale and manufacturing, technical and scientific products	40	32.40	\$25.38	\$52,783	7.86	\$16.29	\$18.20	\$26.13	\$29.03	\$33.45	\$33,887	\$37,847	\$54,357	\$60,387	\$69,575
41-4012	Sales representatives, wholesale and manufacturing, except technical and scientific products	1,220	8.38	\$30.97	\$64,409	5.49	\$11.19	\$17.46	\$26.96	\$38.52	\$53.73	\$23,275	\$36,308	\$56,068	\$80,128	\$111,764
41-9022	Real estate sales agents	40	38.08	\$19.86	\$41,306	21.84	\$8.25	\$9.17	\$17.14	\$26.93	\$30.47	\$17,162	\$19,069	\$35,654	\$56,012	\$63,383
41-9041	Telemarketers	#	#	\$12.15	\$25,281	9.47	\$8.63	\$9.63	\$10.61	\$11.64	\$18.57	\$17,957	\$20,037	\$22,076	\$24,220	\$38,630
41-9099	Sales and related workers, all other	70	24.44	\$11.98	\$24,915	3.00	\$8.22	\$9.08	\$11.49	\$14.54	\$17.30	\$17,090	\$18,888	\$23,899	\$30,248	\$35,978
43-0000	Office and administrative support	11,040	5.68	\$16.00	\$33,278	1.48	\$9.18	\$11.36	\$14.90	\$19.24	\$24.89	\$19,090	\$23,626	\$30,984	\$40,013	\$51,765
43-1011	First-line supervisors/managers of office and administrative support workers	470	10.30	\$24.24	\$50,423	2.11	\$14.84	\$19.24	\$24.17	\$29.13	\$34.91	\$30,870	\$40,012	\$50,266	\$60,585	\$72,604
43-2011	Switchboard operators, including answering service	30	39.08	\$12.88	\$26,793	2.89	\$10.08	\$10.81	\$11.97	\$14.92	\$17.28	\$20,959	\$22,476	\$24,898	\$31,041	\$35,953
43-3011	Bill and account collectors	#	#	\$17.65	\$36,703	1.42	\$9.78	\$12.15	\$14.67	\$22.41	\$27.50	\$20,351	\$25,272	\$30,522	\$46,622	\$57,195
43-3021	Billing and posting clerks and machine operators	170	18.13	\$15.26	\$31,743	1.99	\$12.12	\$13.28	\$15.22	\$17.29	\$18.58	\$25,209	\$27,624	\$31,652	\$35,954	\$38,638
43-3031	Bookkeeping, accounting, and auditing clerks	940	7.28	\$16.94	\$35,244	2.27	\$9.10	\$12.55	\$15.96	\$20.44	\$25.73	\$18,926	\$26,097	\$33,203	\$42,513	\$53,523
43-3051	Payroll and timekeeping clerks	90	19.72	\$19.49	\$40,543	2.61	\$14.00	\$16.25	\$19.25	\$22.53	\$26.64	\$29,128	\$33,800	\$40,033	\$46,853	\$55,411
43-3071	Tellers	340	18.42	\$12.35	\$25,693	2.86	\$9.93	\$10.69	\$12.08	\$13.84	\$15.08	\$20,656	\$22,232	\$25,124	\$28,784	\$31,374
43-3099	Financial clerks, all other	#	#	\$16.50	\$34,312	2.90	\$12.19	\$14.09	\$16.41	\$18.27	\$22.04	\$25,352	\$29,314	\$34,124	\$38,011	\$45,839
43-4031	Court, municipal, and license clerks	170	9.20	\$18.48	\$38,429	1.41	\$13.99	\$15.88	\$17.96	\$20.87	\$23.23	\$29,091	\$33,028	\$37,354	\$43,402	\$48,326
43-4051	Customer service representatives	1,340	31.22	\$13.37	\$27,805	4.24	\$8.34	\$9.39	\$11.66	\$15.91	\$21.82	\$17,339	\$19,537	\$24,260	\$33,103	\$45,384
43-4071	File clerks	60	22.74	\$14.93	\$31,044	5.30	\$9.88	\$12.11	\$14.43	\$17.69	\$21.29	\$20,540	\$25,186	\$30,008	\$36,798	\$44,276
43-4081	Hotel, motel, and resort desk clerks	80	36.20	\$9.43	\$19,605	7.20	\$7.89	\$8.27	\$8.90	\$10.42	\$13.10	\$16,416	\$17,203	\$18,516	\$21,669	\$27,258
43-4111	Interviewers, except eligibility and loan	110	25.15	\$15.50	\$32,234	3.76	\$10.14	\$12.56	\$15.46	\$18.03	\$21.61	\$21,099	\$26,115	\$32,151	\$37,505	\$44,950
43-4131	Loan interviewers and clerks	100	31.28	\$17.71	\$36,830	5.17	\$12.72	\$14.40	\$17.47	\$20.81	\$22.81	\$26,459	\$29,942	\$36,332	\$43,287	\$47,446
43-4141	New accounts clerks	#	#	\$17.67	\$36,751	6.56	\$12.60	\$14.60	\$17.15	\$20.54	\$24.01	\$26,204	\$30,377	\$35,665	\$42,729	\$49,945
43-4151	Order clerks	40	43.31	\$12.81	\$26,636	4.81	\$8.48	\$9.63	\$11.43	\$16.16	\$18.31	\$17,641	\$20,023	\$23,782	\$33,608	\$38,091
43-4161	Human resources assistants, except payroll and timekeeping	80	17.34	\$17.14	\$35,656	2.21	\$12.37	\$13.61	\$16.15	\$20.10	\$22.99	\$25,722	\$28,305	\$33,599	\$41,816	\$47,811
43-4171	Receptionists and information clerks	520	9.94	\$12.71	\$26,445	5.06	\$8.91	\$10.13	\$11.68	\$15.13	\$18.32	\$18,535	\$21,077	\$24,284	\$31,470	\$38,108
43-4199	Information and record clerks, all other	120	18.24	\$19.64	\$40,854	5.48	\$12.75	\$15.22	\$17.89	\$21.97	\$32.15	\$26,523	\$31,647	\$37,212	\$45,702	\$66,879
43-5021	Couriers and messengers	#	#	\$8.82	\$18,348	5.42	\$7.84	\$8.14	\$8.65	\$9.15	\$10.98	\$16,310	\$16,938	\$17,985	\$19,032	\$22,836
43-5032	Dispatchers, except police, fire, and ambulance	130	24.02	\$20.02	\$41,641	3.37	\$11.53	\$13.46	\$18.43	\$25.49	\$31.03	\$23,978	\$28,003	\$38,337	\$53,013	\$64,552
43-5051	Postal service clerks	50	0.00	\$24.76	\$51,502	#	\$22.97	\$25.52	\$25.53	\$26.55	\$26.56	\$47,785	\$53,084	\$53,096	\$55,230	\$55,240
43-5052	Postal service mail carriers	200	0.00	\$23.97	\$49,866	#	\$19.45	\$19.46	\$25.80	\$27.17	\$27.75	\$40,461	\$40,475	\$53,654	\$56,505	\$57,713
43-5053	Postal service mail sorters, processors, and processing machine operators	30	0.00	\$17.05	\$35,462	#	\$10.00	\$10.56	\$14.60	\$25.52	\$25.53	\$20,795	\$21,960	\$30,376	\$53,090	\$53,101
43-5061	Production, planning, and expediting clerks	100	15.74	\$22.08	\$45,916	7.30	\$12.20	\$14.86	\$21.79	\$27.90	\$33.92	\$25,369	\$30,916	\$45,319	\$58,039	\$70,545
43-5071	Shipping, receiving, and traffic clerks	310	12.12	\$15.32	\$31,867	2.59	\$10.07	\$11.81	\$15.54	\$18.29	\$21.28	\$20,955	\$24,565	\$32,318	\$38,044	\$44,271
43-5081	Stock clerks and order fillers	950	8.93	\$13.37	\$27,807	3.80	\$8.49	\$9.74	\$12.10	\$16.81	\$20.37	\$17,669	\$20,267	\$25,166	\$34,973	\$42,369
43-5111	Weighers, measurers, checkers, and samplers, recordkeeping	#	#	\$15.26	\$31,733	5.22	\$10.28	\$11.22	\$15.97	\$18.61	\$21.02	\$21,393	\$23,340	\$33,208	\$38,699	\$43,719
43-6011	Executive secretaries and administrative assistants	480	15.05	\$20.92	\$43,505	3.57	\$13.16	\$15.70	\$19.89	\$24.19	\$29.94	\$27,376	\$32,657	\$41,362	\$50,310	\$62,270

Data unavailable

Occupational Code	Occupational Title	Employment Estimate	Employment Percentage Relative Standard Error	Average Hourly Wage	Average Annual Wage	Wage Percentage Relative Standard Error	10th Percentile (Hourly)	25th Percentile (Hourly)	50th Percentile (Hourly)	75th Percentile (Hourly)	90th Percentile (Hourly)	10th Percentile (Annual)	25th Percentile (Annual)	50th Percentile (Annual)	75th Percentile (Annual)	90th Percentile (Annual)
43-6012	Legal secretaries	70	32.46	\$16.41	\$34,137	8.53	\$9.85	\$10.66	\$14.40	\$19.64	\$28.83	\$20,493	\$22,165	\$29,951	\$40,859	\$59,973
43-6013	Medical secretaries	310	29.34	\$15.53	\$32,296	4.18	\$10.44	\$12.25	\$15.11	\$18.13	\$21.96	\$21,725	\$25,481	\$31,423	\$37,709	\$45,667
43-6014	Secretaries, except legal, medical, and executive	2,150	5.72	\$15.28	\$31,792	1.25	\$9.54	\$12.29	\$14.83	\$17.99	\$21.92	\$19,846	\$25,571	\$30,856	\$37,411	\$45,587
43-9021	Data entry keyers	50	27.82	\$14.16	\$29,463	3.87	\$9.43	\$10.52	\$13.24	\$17.41	\$20.79	\$19,622	\$21,884	\$27,541	\$36,214	\$43,252
43-9051	Mail clerks and mail machine operators, except postal service	20	7.50	\$16.20	\$33,705	3.35	\$11.91	\$13.74	\$16.12	\$17.88	\$18.97	\$24,770	\$28,589	\$33,522	\$37,194	\$39,452
43-9061	Office clerks, general	820	10.92	\$14.64	\$30,460	3.78	\$8.46	\$9.88	\$13.26	\$17.39	\$22.29	\$17,590	\$20,553	\$27,585	\$36,178	\$46,373
43-9071	Office machine operators, except computer	30	43.44	\$11.56	\$24,037	6.23	\$9.47	\$9.92	\$10.68	\$11.44	\$15.71	\$19,697	\$20,624	\$22,209	\$23,794	\$32,674
43-9199	Office and administrative support workers, all other	30	38.67	\$11.59	\$24,105	8.79	\$8.15	\$8.91	\$10.64	\$13.51	\$18.04	\$16,950	\$18,538	\$22,130	\$28,111	\$37,518
45-0000	Farming, fishing, and forestry	390	19.38	\$13.64	\$28,361	12.94	\$8.03	\$8.62	\$10.77	\$17.23	\$24.68	\$16,705	\$17,927	\$22,406	\$35,829	\$51,345
45-1011	First-line supervisors/managers of farming, fishing, and forestry workers	30	17.18	\$21.65	\$45,035	10.04	\$13.41	\$15.51	\$18.01	\$28.13	\$34.40	\$27,893	\$32,251	\$37,467	\$58,517	\$71,560
45-2041	Graders and sorters, agricultural products	20	10.22	\$12.31	\$25,613	3.84	\$8.80	\$11.92	\$12.80	\$13.67	\$14.20	\$18,294	\$24,803	\$26,622	\$28,441	\$29,532
45-2091	Agricultural equipment operators	40	29.33	\$20.74	\$43,131	11.87	\$14.02	\$16.04	\$18.58	\$25.31	\$31.49	\$29,160	\$33,356	\$38,642	\$52,639	\$65,490
45-2092	Farmworkers and laborers, crop, nursery, and greenhouse	180	35.26	\$9.27	\$19,276	6.71	\$7.85	\$8.18	\$8.71	\$9.25	\$12.90	\$16,338	\$17,009	\$18,126	\$19,244	\$26,824
45-2093	Farmworkers, farm and ranch animals	70	45.99	\$11.27	\$23,433	6.63	\$8.22	\$9.10	\$10.60	\$13.28	\$16.47	\$17,105	\$18,926	\$22,046	\$27,622	\$34,260
47-0000	Construction and extraction	7,770	6.73	\$20.67	\$43,003	2.12	\$12.32	\$14.88	\$18.31	\$24.71	\$33.05	\$25,628	\$30,958	\$38,089	\$51,395	\$68,742
47-1011	First-line supervisors/managers of construction trades and extraction workers	750	11.79	\$35.74	\$74,347	3.73	\$22.76	\$28.15	\$34.84	\$41.99	\$52.94	\$47,331	\$58,553	\$72,469	\$87,333	\$110,114
47-2011	Boilermakers	40	8.36	\$31.23	\$64,968	6.47	\$24.60	\$29.76	\$32.41	\$35.06	\$38.41	\$51,178	\$61,899	\$67,407	\$72,916	\$79,891
47-2021	Brickmasons and blockmasons	#	#	\$19.47	\$40,498	3.58	\$13.24	\$16.39	\$20.00	\$22.32	\$25.77	\$27,539	\$34,096	\$41,598	\$46,419	\$53,604
47-2031	Carpenters	410	16.91	\$16.26	\$33,828	4.64	\$9.35	\$12.87	\$16.33	\$19.66	\$22.34	\$19,454	\$26,776	\$33,974	\$40,902	\$46,475
47-2042	Floor layers, except carpet, wood, and hard tiles	30	42.40	\$15.89	\$33,042	3.17	\$12.01	\$13.37	\$15.66	\$18.10	\$21.13	\$24,985	\$27,799	\$32,566	\$37,638	\$43,951
47-2051	Cement masons and concrete finishers	270	32.40	\$16.54	\$34,397	5.14	\$12.61	\$14.95	\$16.50	\$18.04	\$21.45	\$26,230	\$31,104	\$34,316	\$37,527	\$44,606
47-2061	Construction laborers	990	20.67	\$15.01	\$31,227	4.12	\$11.10	\$12.49	\$14.09	\$16.85	\$20.22	\$23,079	\$25,987	\$29,317	\$35,048	\$42,055
47-2071	Paving, surfacing, and tamping equipment operators	250	35.49	\$18.38	\$38,237	4.49	\$11.13	\$14.48	\$19.12	\$21.98	\$25.21	\$23,153	\$30,124	\$39,768	\$45,721	\$52,440
47-2073	Operating engineers and other construction equipment operators	480	30.32	\$19.12	\$39,774	2.25	\$15.00	\$16.04	\$17.77	\$20.88	\$24.92	\$31,208	\$33,365	\$36,960	\$43,420	\$51,832
47-2081	Drywall and ceiling tile installers	70	47.75	\$18.35	\$38,177	2.87	\$12.83	\$15.44	\$18.18	\$21.28	\$23.15	\$26,678	\$32,113	\$37,805	\$44,259	\$48,146
47-2111	Electricians	630	19.80	\$21.95	\$45,653	4.17	\$12.83	\$16.39	\$21.95	\$26.53	\$30.74	\$26,677	\$34,091	\$45,654	\$55,192	\$63,932
47-2121	Glaziers	#	#	\$20.43	\$42,500	4.71	\$15.68	\$18.17	\$20.43	\$22.50	\$26.52	\$32,607	\$37,792	\$42,484	\$46,793	\$55,169
47-2141	Painters, construction and maintenance	170	10.26	\$16.86	\$35,067	7.40	\$10.97	\$12.85	\$15.87	\$20.99	\$25.02	\$22,820	\$26,727	\$33,012	\$43,661	\$52,045
47-2151	Pipelayers	70	45.91	\$17.10	\$35,567	4.62	\$12.59	\$13.99	\$16.02	\$17.90	\$25.05	\$26,187	\$29,100	\$33,324	\$37,232	\$52,095
47-2152	Plumbers, pipefitters, and steamfitters	520	9.87	\$25.09	\$52,180	7.17	\$14.40	\$18.67	\$24.82	\$31.41	\$35.87	\$29,943	\$38,824	\$51,636	\$65,324	\$74,601
47-2181	Roofers	210	5.83	\$17.25	\$35,880	3.70	\$12.34	\$15.02	\$17.17	\$19.72	\$22.09	\$25,671	\$31,244	\$35,704	\$41,025	\$45,952
47-2211	Sheet metal workers	40	17.01	\$19.51	\$40,580	3.45	\$15.46	\$16.70	\$18.71	\$22.00	\$25.73	\$32,157	\$34,742	\$38,908	\$45,759	\$53,524
47-2221	Structural iron and steel workers	#	#	\$21.82	\$45,381	6.52	\$12.59	\$16.35	\$21.23	\$27.41	\$32.87	\$26,188	\$34,008	\$44,151	\$57,013	\$68,371
47-3014	Helpers--painters, paperhangers, plasterers, and stucco masons	50	25.19	\$10.39	\$21,616	2.49	\$9.52	\$9.86	\$10.44	\$11.02	\$11.37	\$19,797	\$20,519	\$21,722	\$22,926	\$23,648
47-3015	Helpers--pipelayers, plumbers, pipefitters, and steamfitters	#	#	\$9.64	\$20,046	19.94	\$7.86	\$8.20	\$8.76	\$9.33	\$16.35	\$16,359	\$17,061	\$18,231	\$19,401	\$34,009
47-4011	Construction and building inspectors	#	#	\$28.86	\$60,034	1.92	\$20.50	\$23.50	\$28.85	\$33.99	\$38.01	\$42,630	\$48,888	\$60,004	\$70,695	\$79,066
47-4071	Septic tank servicers and sewer pipe cleaners	#	#	\$15.32	\$31,867	9.95	\$10.86	\$12.84	\$15.26	\$17.79	\$20.63	\$22,590	\$26,714	\$31,750	\$36,993	\$42,920
47-4099	Construction and related workers, all other	#	#	\$18.28	\$38,021	4.67	\$13.62	\$15.64	\$17.89	\$21.03	\$23.98	\$28,337	\$32,528	\$37,215	\$43,738	\$49,873
47-5012	Rotary drill operators, oil and gas	160	48.45	\$28.12	\$58,490	13.80	\$13.88	\$19.00	\$30.62	\$36.72	\$42.32	\$28,877	\$39,514	\$63,683	\$76,381	\$88,015
47-5013	Service unit operators, oil, gas, and mining	1,350	18.11	\$19.26	\$40,060	4.01	\$13.49	\$15.67	\$18.22	\$21.85	\$27.51	\$28,064	\$32,603	\$37,893	\$45,453	\$57,219
47-5071	Roustabouts, oil and gas	570	33.31	\$19.24	\$40,028	6.87	\$12.58	\$14.50	\$17.54	\$24.86	\$27.46	\$26,166	\$30,163	\$36,474	\$51,715	\$57,122
49-0000	Installation, maintenance, and repair	3,020	7.72	\$19.79	\$41,157	2.22	\$10.02	\$13.34	\$18.58	\$24.99	\$32.00	\$20,832	\$27,748	\$38,647	\$51,976	\$66,552

Data unavailable

Occupational Code	Occupational Title	Employment Estimate	Employment Percentage Relative Standard Error	Average Hourly Wage	Average Annual Wage	Wage Percentage Relative Standard Error	10th Percentile (Hourly)	25th Percentile (Hourly)	50th Percentile (Hourly)	75th Percentile (Hourly)	90th Percentile (Hourly)	10th Percentile (Annual)	25th Percentile (Annual)	50th Percentile (Annual)	75th Percentile (Annual)	90th Percentile (Annual)
49-1011	First-line supervisors/managers of mechanics, installers, and repairers	180	12.25	\$32.28	\$67,148	3.22	\$22.06	\$25.92	\$31.72	\$37.74	\$44.78	\$45,876	\$53,906	\$65,983	\$78,498	\$93,134
49-2011	Computer, automated teller, and office machine repairers	#	#	\$17.05	\$35,458	8.85	\$9.04	\$10.92	\$16.76	\$22.61	\$26.77	\$18,797	\$22,712	\$34,853	\$47,033	\$55,687
49-2022	Telecommunications equipment installers and repairers, except line installers	90	19.80	\$30.22	\$62,852	4.36	\$21.67	\$29.12	\$31.81	\$34.25	\$35.72	\$45,075	\$60,563	\$66,157	\$71,245	\$74,297
49-2094	Electrical and electronics repairers, commercial and industrial equipment	60	22.49	\$27.91	\$58,057	4.24	\$18.54	\$24.43	\$28.76	\$32.47	\$34.39	\$38,567	\$50,814	\$59,820	\$67,530	\$71,532
49-3011	Aircraft mechanics and service technicians	60	30.24	\$23.13	\$48,116	20.35	\$10.20	\$11.52	\$21.86	\$32.76	\$40.51	\$21,206	\$23,959	\$45,471	\$68,133	\$84,269
49-3021	Automotive body and related repairers	80	10.68	\$17.15	\$35,678	18.10	\$8.33	\$9.33	\$16.57	\$23.51	\$29.16	\$17,320	\$19,406	\$34,472	\$48,896	\$60,643
49-3023	Automotive service technicians and mechanics	430	13.35	\$18.64	\$38,775	7.24	\$10.05	\$12.76	\$16.63	\$22.71	\$29.90	\$20,912	\$26,541	\$34,587	\$47,235	\$62,200
49-3031	Bus and truck mechanics and diesel engine specialists	220	20.40	\$21.03	\$43,749	3.26	\$14.91	\$17.23	\$20.39	\$23.52	\$28.21	\$31,021	\$35,837	\$42,420	\$48,919	\$58,671
49-3041	Farm equipment mechanics	90	35.90	\$19.68	\$40,926	5.08	\$11.91	\$16.08	\$19.95	\$22.87	\$27.35	\$24,776	\$33,451	\$41,492	\$47,564	\$56,886
49-3042	Mobile heavy equipment mechanics, except engines	110	18.08	\$19.59	\$40,747	8.18	\$11.21	\$15.52	\$19.43	\$23.41	\$28.37	\$23,325	\$32,289	\$40,406	\$48,696	\$59,002
49-3053	Outdoor power equipment and other small engine mechanics	#	#	\$15.50	\$32,248	6.75	\$8.34	\$9.40	\$16.23	\$18.33	\$23.90	\$17,356	\$19,554	\$33,750	\$38,121	\$49,722
49-3093	Tire repairers and changers	200	47.04	\$16.21	\$33,716	16.63	\$9.85	\$10.93	\$14.66	\$21.20	\$25.71	\$20,494	\$22,743	\$30,484	\$44,104	\$53,470
49-9021	Heating, air conditioning, and refrigeration mechanics and installers	110	48.26	\$22.88	\$47,601	8.94	\$14.32	\$16.93	\$21.81	\$27.75	\$34.61	\$29,776	\$35,220	\$45,371	\$57,714	\$71,980
49-9041	Industrial machinery mechanics	290	17.05	\$22.19	\$46,147	4.78	\$11.77	\$16.32	\$22.05	\$27.67	\$33.27	\$24,482	\$33,939	\$45,856	\$57,552	\$69,203
49-9043	Maintenance workers, machinery	50	28.68	\$17.63	\$36,661	15.16	\$8.28	\$9.24	\$19.95	\$22.31	\$26.22	\$17,223	\$19,221	\$41,494	\$46,411	\$54,543
49-9051	Electrical power-line installers and repairers	30	43.73	\$29.44	\$61,241	7.04	\$14.50	\$17.16	\$32.34	\$40.81	\$44.24	\$30,162	\$35,685	\$67,258	\$84,882	\$92,013
49-9052	Telecommunications line installers and repairers	#	#	\$18.12	\$37,695	2.01	\$12.63	\$14.26	\$16.66	\$21.18	\$26.94	\$26,269	\$29,670	\$34,659	\$44,044	\$56,033
49-9062	Medical equipment repairers	20	14.98	\$20.61	\$42,867	9.68	\$13.66	\$15.41	\$17.26	\$26.92	\$33.30	\$28,405	\$32,059	\$35,906	\$55,992	\$69,271
49-9071	Maintenance and repair workers, general	670	15.10	\$17.00	\$35,360	2.10	\$9.01	\$12.15	\$16.31	\$21.37	\$26.33	\$18,734	\$25,274	\$33,916	\$44,459	\$54,760
49-9098	Helpers--installation, maintenance, and repair workers	40	32.07	\$17.82	\$37,067	7.80	\$8.78	\$11.77	\$15.60	\$22.40	\$28.28	\$18,261	\$24,474	\$32,447	\$46,591	\$58,821
49-9099	Installation, maintenance, and repair workers, all other	#	#	\$12.61	\$26,236	2.57	\$9.64	\$10.64	\$12.26	\$13.88	\$15.89	\$20,057	\$22,121	\$25,493	\$28,877	\$33,058
51-0000	Production	8,150	25.87	\$15.91	\$33,084	5.25	\$9.22	\$10.79	\$13.95	\$18.20	\$26.44	\$19,177	\$22,436	\$29,008	\$37,855	\$54,998
51-1011	First-line supervisors/managers of production and operating workers	400	22.33	\$32.60	\$67,807	3.26	\$18.53	\$24.55	\$32.08	\$41.15	\$46.48	\$38,540	\$51,055	\$66,730	\$85,583	\$96,671
51-2022	Electrical and electronic equipment assemblers	#	#	\$16.80	\$34,952	10.79	\$10.41	\$12.53	\$16.35	\$20.38	\$22.92	\$21,647	\$26,072	\$34,012	\$42,396	\$47,675
51-2041	Structural metal fabricators and fitters	70	19.40	\$19.85	\$41,281	8.23	\$11.57	\$13.86	\$19.30	\$25.15	\$29.79	\$24,071	\$28,821	\$40,153	\$52,320	\$61,966
51-2092	Team assemblers	240	11.94	\$17.47	\$36,335	7.90	\$10.24	\$12.04	\$15.57	\$20.29	\$32.12	\$21,291	\$25,047	\$32,378	\$42,201	\$66,817
51-2099	Assemblers and fabricators, all other	#	#	\$13.80	\$28,698	4.83	\$9.41	\$10.68	\$12.47	\$14.13	\$17.76	\$19,579	\$22,216	\$25,927	\$29,388	\$36,938
51-3011	Bakers	160	47.76	\$10.29	\$21,412	6.91	\$7.98	\$8.50	\$9.35	\$12.39	\$14.69	\$16,605	\$17,675	\$19,452	\$25,766	\$30,564
51-3021	Butchers and meat cutters	470	27.33	\$13.09	\$27,220	5.66	\$9.22	\$11.51	\$12.74	\$14.10	\$17.92	\$19,174	\$23,944	\$26,500	\$29,330	\$37,266
51-3022	Meat, poultry, and fish cutters and trimmers	#	#	\$11.14	\$23,161	2.62	\$8.73	\$9.90	\$10.96	\$12.21	\$14.22	\$18,163	\$20,594	\$22,802	\$25,398	\$29,576
51-3023	Slaughterers and meat packers	#	#	\$11.28	\$23,461	3.94	\$8.44	\$9.66	\$10.82	\$12.15	\$15.04	\$17,552	\$20,095	\$22,509	\$25,272	\$31,290
51-3092	Food batchmakers	120	19.90	\$11.20	\$23,297	10.28	\$7.97	\$8.46	\$9.27	\$15.48	\$17.54	\$16,571	\$17,590	\$19,289	\$32,204	\$36,475
51-4011	Computer-controlled machine tool operators, metal and plastic	70	46.15	\$20.71	\$43,073	3.77	\$15.55	\$17.68	\$20.65	\$24.19	\$27.08	\$32,339	\$36,772	\$42,952	\$50,310	\$56,334
51-4031	Cutting, punching, and press machine setters, operators, and tenders, metal and plastic	160	34.26	\$14.66	\$30,501	1.93	\$11.77	\$12.74	\$14.30	\$16.58	\$18.18	\$24,488	\$26,494	\$29,754	\$34,481	\$37,815
51-4033	Grinding, lapping, polishing, and buffing machine tool setters, operators, and tenders, metal and plastic	40	26.67	\$15.17	\$31,558	3.86	\$11.03	\$12.62	\$14.34	\$17.38	\$20.78	\$22,944	\$26,245	\$29,832	\$36,150	\$43,216

Data unavailable

Occupational Code	Occupational Title	Employment Estimate	Employment Percentage Relative Standard Error	Average Hourly Wage	Average Annual Wage	Wage Percentage Relative Standard Error	10th Percentile (Hourly)	25th Percentile (Hourly)	50th Percentile (Hourly)	75th Percentile (Hourly)	90th Percentile (Hourly)	10th Percentile (Annual)	25th Percentile (Annual)	50th Percentile (Annual)	75th Percentile (Annual)	90th Percentile (Annual)
51-4034	Lathe and turning machine tool setters, operators, and tenders, metal and plastic	30	31.56	\$17.83	\$37,087	3.86	\$12.27	\$15.08	\$17.36	\$20.95	\$24.32	\$25,524	\$31,373	\$36,104	\$43,580	\$50,576
51-4035	Milling and planing machine setters, operators, and tenders, metal and plastic	20	26.79	\$18.93	\$39,373	5.53	\$11.04	\$13.92	\$20.39	\$22.41	\$24.96	\$22,962	\$28,957	\$42,422	\$46,622	\$51,919
51-4041	Machinists	310	34.84	\$19.53	\$40,625	7.22	\$12.53	\$13.78	\$17.31	\$24.74	\$30.83	\$26,053	\$28,663	\$36,010	\$51,450	\$64,129
51-4072	Molding, coremaking, and casting machine setters, operators, and tenders, metal and plastic	170	22.82	\$12.25	\$25,472	4.21	\$9.59	\$10.20	\$11.21	\$13.67	\$17.28	\$19,950	\$21,216	\$23,326	\$28,443	\$35,944
51-4081	Multiple machine tool setters, operators, and tenders, metal and plastic	110	21.13	\$14.15	\$29,438	8.18	\$9.80	\$10.45	\$11.56	\$14.85	\$24.51	\$20,375	\$21,726	\$24,050	\$30,882	\$50,976
51-4111	Tool and die makers	40	26.09	\$29.59	\$61,550	2.75	\$24.40	\$26.71	\$30.27	\$33.57	\$35.55	\$50,744	\$55,546	\$62,969	\$69,824	\$73,937
51-4121	Welders, cutters, solderers, and brazers	310	15.97	\$21.01	\$43,708	3.77	\$14.54	\$16.03	\$18.31	\$25.51	\$32.54	\$30,244	\$33,341	\$38,091	\$53,060	\$67,674
51-4122	Welding, soldering, and brazing machine setters, operators, and tenders	#	#	\$17.84	\$37,116	5.27	\$15.31	\$16.13	\$17.50	\$18.95	\$21.96	\$31,850	\$33,557	\$36,401	\$39,425	\$45,683
51-5111	Prepress technicians and workers	#	#	\$15.67	\$32,600	4.30	\$10.80	\$15.32	\$16.53	\$17.74	\$18.47	\$22,472	\$31,872	\$34,388	\$36,903	\$38,412
51-5112	Printing press operators	30	34.97	\$18.80	\$39,109	3.31	\$11.28	\$14.31	\$19.40	\$22.23	\$26.08	\$23,464	\$29,758	\$40,347	\$46,242	\$54,237
51-5113	Print binding and finishing workers	20	34.91	\$10.07	\$20,953	5.02	\$7.99	\$8.53	\$9.41	\$12.04	\$13.85	\$16,629	\$17,736	\$19,580	\$25,034	\$28,805
51-6011	Laundry and dry-cleaning workers	70	24.86	\$10.34	\$21,516	3.66	\$8.22	\$9.09	\$10.21	\$11.31	\$13.31	\$17,100	\$18,914	\$21,230	\$23,533	\$27,693
51-6031	Sewing machine operators	20	44.69	\$16.11	\$33,514	7.18	\$10.27	\$11.60	\$15.80	\$20.28	\$22.83	\$21,367	\$24,124	\$32,863	\$42,185	\$47,479
51-6093	Upholsterers	#	#	\$13.36	\$27,795	4.86	\$8.27	\$9.22	\$12.49	\$18.62	\$21.38	\$17,202	\$19,169	\$25,976	\$38,723	\$44,473
51-7011	Cabinetmakers and bench carpenters	160	23.88	\$16.61	\$34,555	5.63	\$11.99	\$13.39	\$15.83	\$18.54	\$23.41	\$24,948	\$27,853	\$32,921	\$38,560	\$48,695
51-7042	Woodworking machine setters, operators, and tenders, except sawing	80	35.44	\$16.06	\$33,404	11.34	\$8.71	\$12.46	\$17.03	\$20.37	\$21.98	\$18,125	\$25,907	\$35,413	\$42,376	\$45,729
51-8021	Stationary engineers and boiler operators	#	#	\$23.51	\$48,894	3.36	\$15.51	\$18.63	\$22.44	\$27.05	\$30.96	\$32,265	\$38,742	\$46,666	\$56,257	\$64,391
51-8031	Water and liquid waste treatment plant and system operators	130	19.94	\$23.09	\$48,032	2.69	\$15.57	\$19.10	\$22.21	\$27.34	\$32.22	\$32,379	\$39,738	\$46,198	\$56,877	\$67,019
51-8092	Gas plant operators	#	#	\$33.43	\$69,525	6.12	\$24.43	\$28.17	\$31.73	\$34.90	\$51.06	\$50,814	\$58,594	\$66,007	\$72,591	\$106,204
51-9021	Crushing, grinding, and polishing machine setters, operators, and tenders	30	49.20	\$13.71	\$28,515	8.77	\$9.51	\$10.36	\$12.13	\$16.86	\$20.52	\$19,775	\$21,551	\$25,223	\$35,068	\$42,689
51-9023	Mixing and blending machine setters, operators, and tenders	80	21.32	\$16.07	\$33,435	5.26	\$10.25	\$12.52	\$15.62	\$19.76	\$22.67	\$21,326	\$26,050	\$32,497	\$41,093	\$47,154
51-9061	Inspectors, testers, sorters, samplers, and weighers	400	27.45	\$19.37	\$40,282	4.26	\$10.97	\$13.19	\$17.23	\$23.62	\$32.10	\$22,819	\$27,429	\$35,836	\$49,124	\$66,775
51-9071	Jewelers and precious stone and metal workers	20	29.61	\$17.07	\$35,506	5.89	\$8.81	\$12.82	\$17.69	\$21.43	\$25.24	\$18,325	\$26,665	\$36,796	\$44,568	\$52,503
51-9111	Packaging and filling machine operators and tenders	450	37.24	\$10.26	\$21,342	7.46	\$8.01	\$8.56	\$9.41	\$10.93	\$15.71	\$16,653	\$17,795	\$19,579	\$22,734	\$32,667
51-9121	Coating, painting, and spraying machine setters, operators, and tenders	80	28.24	\$16.24	\$33,773	2.00	\$12.64	\$14.07	\$16.20	\$18.17	\$20.65	\$26,281	\$29,256	\$33,706	\$37,803	\$42,952
51-9122	Painters, transportation equipment	20	34.75	\$27.27	\$56,718	22.95	\$13.28	\$15.47	\$19.31	\$28.36	\$61.96	\$27,629	\$32,171	\$40,163	\$58,999	\$128,871
51-9196	Paper goods machine setters, operators, and tenders	40	47.94	\$15.04	\$31,285	9.70	\$9.95	\$11.45	\$15.18	\$18.00	\$20.90	\$20,703	\$23,815	\$31,568	\$37,432	\$43,473
51-9198	Helpers--production workers	110	21.27	\$14.40	\$29,950	4.83	\$9.11	\$12.22	\$13.99	\$16.77	\$19.71	\$18,949	\$25,421	\$29,096	\$34,875	\$40,991
53-0000	Transportation and material moving	6,500	8.43	\$17.14	\$35,657	2.74	\$8.99	\$11.67	\$16.18	\$20.69	\$26.53	\$18,703	\$24,273	\$33,651	\$43,040	\$55,178
53-1021	First-line supervisors/managers of helpers, laborers, and material movers, hand	60	30.43	\$24.00	\$49,920	7.31	\$15.02	\$18.75	\$23.27	\$29.63	\$34.61	\$31,239	\$38,995	\$48,405	\$61,638	\$71,982
53-1031	First-line supervisors/managers of transportation and material-moving machine and vehicle operators	200	12.86	\$29.19	\$60,721	5.82	\$13.76	\$19.03	\$26.50	\$38.87	\$46.25	\$28,622	\$39,585	\$55,110	\$80,859	\$96,190
53-2012	Commercial pilots	20	21.30	#	\$110,159	25.31	#	#	#	#	#	\$40,686	\$53,709	\$81,468	\$132,240	#
53-3022	Bus drivers, school	250	2.09	\$14.13	\$29,396	1.64	\$10.47	\$11.72	\$13.39	\$15.26	\$19.12	\$21,771	\$24,379	\$27,858	\$31,734	\$39,762
53-3031	Driver/sales workers	210	35.55	\$14.82	\$30,836	13.61	\$8.07	\$8.72	\$14.39	\$19.82	\$25.74	\$16,791	\$18,140	\$29,937	\$41,219	\$53,539
53-3032	Truck drivers, heavy and tractor-trailer	2,510	15.34	\$19.79	\$41,173	3.82	\$14.28	\$16.06	\$18.35	\$22.74	\$27.52	\$29,699	\$33,398	\$38,158	\$47,290	\$57,237

Data unavailable

Occupational Code	Occupational Title	Employment Estimate	Employment Percentage Relative Standard Error	Average Hourly Wage	Average Annual Wage	Wage Percentage Relative Standard Error	10th Percentile (Hourly)	25th Percentile (Hourly)	50th Percentile (Hourly)	75th Percentile (Hourly)	90th Percentile (Hourly)	10th Percentile (Annual)	25th Percentile (Annual)	50th Percentile (Annual)	75th Percentile (Annual)	90th Percentile (Annual)
53-3033	Truck drivers, light or delivery services	670	19.22	\$14.20	\$29,527	8.84	\$8.30	\$9.28	\$13.31	\$17.18	\$22.03	\$17,259	\$19,307	\$27,684	\$35,737	\$45,814
53-3041	Taxi drivers and chauffeurs	20	46.02	\$10.13	\$21,069	16.24	\$7.93	\$8.37	\$9.10	\$12.49	\$13.69	\$16,497	\$17,405	\$18,919	\$25,969	\$28,484
53-3099	Motor vehicle operators, all other	40	40.74	\$8.49	\$17,659	4.72	\$7.83	\$8.12	\$8.60	\$9.08	\$10.00	\$16,291	\$16,890	\$17,889	\$18,888	\$20,790
53-6031	Service station attendants	#	#	\$10.33	\$21,492	4.97	\$8.15	\$8.93	\$10.21	\$11.27	\$12.60	\$16,962	\$18,568	\$21,228	\$23,434	\$26,211
53-7051	Industrial truck and tractor operators	260	27.75	\$14.74	\$30,663	4.00	\$9.45	\$11.80	\$14.68	\$17.86	\$20.66	\$19,656	\$24,547	\$30,545	\$37,152	\$42,980
53-7061	Cleaners of vehicles and equipment	230	38.03	\$15.06	\$31,329	12.69	\$8.50	\$9.85	\$14.19	\$20.74	\$22.50	\$17,681	\$20,484	\$29,520	\$43,146	\$46,804
53-7062	Laborers and freight, stock, and material movers, hand	1,070	21.28	\$12.83	\$26,697	3.08	\$8.42	\$9.60	\$11.53	\$15.90	\$18.87	\$17,508	\$19,958	\$23,980	\$33,078	\$39,258
53-7064	Packers and packagers, hand	290	40.73	\$10.54	\$21,917	5.41	\$8.01	\$8.57	\$9.52	\$12.01	\$15.02	\$16,664	\$17,823	\$19,801	\$24,984	\$31,236
53-7073	Wellhead pumpers	120	35.94	\$24.90	\$51,793	2.86	\$19.80	\$21.86	\$24.92	\$27.83	\$30.63	\$41,182	\$45,469	\$51,842	\$57,889	\$63,701

Data unavailable

Occupational Code	Occupational Title	Employment Estimate	Employment Percentage Relative Standard Error	Average Hourly Wage	Average Annual Wage	Wage Percentage Relative Standard Error	10th Percentile (Hourly)	25th Percentile (Hourly)	50th Percentile (Hourly)	75th Percentile (Hourly)	90th Percentile (Hourly)	10th Percentile (Annual)	25th Percentile (Annual)	50th Percentile (Annual)	75th Percentile (Annual)	90th Percentile (Annual)
00-0000	All occupations	54,540	1.97	\$18.47	\$38,408	2.36	\$8.36	\$9.51	\$14.78	\$22.54	\$33.49	\$17,398	\$19,780	\$30,743	\$46,882	\$69,663
11-0000	Management	1,570	5.18	\$40.94	\$85,154	2.54	\$20.65	\$28.50	\$37.66	\$49.63	\$64.21	\$42,946	\$59,271	\$78,336	\$103,239	\$133,567
11-1021	General and operations managers	660	6.31	\$37.42	\$77,836	2.57	\$18.10	\$25.70	\$33.41	\$45.21	\$62.02	\$37,651	\$53,463	\$69,503	\$94,030	\$129,005
11-2022	Sales managers	50	21.99	\$55.02	\$114,434	18.45	\$26.11	\$29.98	\$42.96	\$66.74	#	\$54,305	\$62,364	\$89,348	\$138,821	#
11-3011	Administrative services managers	40	9.05	\$38.91	\$80,925	2.58	\$25.95	\$31.47	\$39.25	\$46.19	\$54.15	\$53,979	\$65,457	\$81,638	\$96,071	\$112,637
11-3021	Computer and information systems managers	#	#	\$59.78	\$124,351	5.82	\$38.42	\$46.37	\$57.93	\$70.22	\$85.45	\$79,921	\$96,446	\$120,494	\$146,062	\$177,737
11-3031	Financial managers	40	21.26	\$40.96	\$85,205	8.07	\$25.85	\$29.17	\$41.89	\$52.27	\$57.07	\$53,765	\$60,673	\$87,129	\$108,723	\$118,704
11-3051	Industrial production managers	20	13.74	\$57.49	\$119,580	9.40	\$29.62	\$47.77	\$56.34	\$67.97	\$82.44	\$61,609	\$99,365	\$117,193	\$141,377	\$171,477
11-3061	Purchasing managers	20	29.54	\$64.52	\$134,199	15.37	\$38.54	\$44.04	\$53.20	\$72.59	#	\$80,171	\$91,600	\$110,664	\$150,979	#
11-3071	Transportation, storage, and distribution managers	20	13.29	\$42.38	\$88,157	3.34	\$29.83	\$33.08	\$45.46	\$51.61	\$55.43	\$62,037	\$68,797	\$94,563	\$107,343	\$115,303
11-3121	Human resources managers	30	33.02	\$57.93	\$120,495	8.13	\$30.13	\$41.04	\$54.06	\$69.04	\$88.79	\$62,670	\$85,370	\$112,450	\$143,601	\$184,680
11-9021	Construction managers	60	13.73	\$39.88	\$82,953	3.35	\$29.90	\$32.32	\$36.52	\$44.96	\$57.41	\$62,191	\$67,231	\$75,963	\$93,519	\$119,404
11-9032	Education administrators, elementary and secondary school	140	0.97	#	\$81,342	2.79	#	#	#	#	#	\$65,428	\$75,737	\$83,706	\$90,733	\$94,949
11-9041	Engineering managers	30	23.50	\$83.76	\$174,226	14.41	\$51.51	\$58.73	\$77.55	#	#	\$107,138	\$122,160	\$161,310	#	#
11-9051	Food service managers	40	37.86	\$24.42	\$50,789	6.44	\$17.06	\$19.11	\$24.18	\$27.23	\$29.12	\$35,495	\$39,741	\$50,288	\$56,647	\$60,574
11-9081	Lodging managers	#	#	\$21.65	\$45,030	9.11	\$17.44	\$19.07	\$20.64	\$22.19	\$31.89	\$36,271	\$39,661	\$42,931	\$46,149	\$66,327
11-9111	Medical and health services managers	130	13.03	\$41.50	\$86,330	3.51	\$18.08	\$32.69	\$41.48	\$51.13	\$57.48	\$37,596	\$67,990	\$86,276	\$106,347	\$119,549
11-9121	Natural sciences managers	20	0.00	\$51.83	\$107,813	2.21	\$35.29	\$41.90	\$49.21	\$63.96	\$72.30	\$73,402	\$87,156	\$102,349	\$133,032	\$150,383
11-9151	Social and community service managers	50	10.29	\$27.69	\$57,602	2.94	\$14.13	\$21.53	\$26.84	\$32.33	\$41.70	\$29,381	\$44,773	\$55,827	\$67,242	\$86,735
11-9199	Managers, all other	110	5.43	\$46.15	\$96,000	3.75	\$28.52	\$38.30	\$48.11	\$55.30	\$60.38	\$59,323	\$79,663	\$100,069	\$115,020	\$125,581
13-0000	Business and financial operations	1,720	4.81	\$28.06	\$58,370	2.61	\$15.42	\$19.54	\$25.53	\$33.61	\$43.04	\$32,083	\$40,637	\$53,095	\$69,915	\$89,525
13-1022	Wholesale and retail buyers, except farm products	40	31.77	\$32.87	\$68,372	16.35	\$13.50	\$16.88	\$28.91	\$49.71	\$56.90	\$28,076	\$35,107	\$60,131	\$103,404	\$118,356
13-1023	Purchasing agents, except wholesale, retail, and farm products	80	9.88	\$27.00	\$56,152	2.93	\$19.14	\$21.42	\$25.46	\$31.14	\$39.63	\$39,815	\$44,556	\$52,952	\$64,774	\$82,428
13-1031	Claims adjusters, examiners, and investigators	40	25.46	\$32.27	\$67,128	4.69	\$24.46	\$29.43	\$33.09	\$35.87	\$41.90	\$50,887	\$61,222	\$68,817	\$74,614	\$87,154
13-1041	Compliance officers, except agriculture, construction, health and safety, and transportation	50	15.09	\$25.06	\$52,115	4.42	\$12.77	\$15.09	\$23.15	\$32.79	\$40.02	\$26,553	\$31,381	\$48,158	\$68,214	\$83,247
13-1051	Cost estimators	150	16.74	\$26.59	\$55,301	4.86	\$16.80	\$20.28	\$25.00	\$31.56	\$37.20	\$34,940	\$42,178	\$52,010	\$65,649	\$77,378
13-1071	Employment, recruitment, and placement specialists	110	10.62	\$26.50	\$55,117	3.07	\$16.24	\$20.37	\$26.00	\$33.17	\$36.42	\$33,787	\$42,364	\$54,082	\$68,985	\$75,755
13-1075	Labor relations specialists	40	33.33	\$29.96	\$68,157	17.86	\$8.25	\$9.18	\$27.51	\$38.58	\$51.87	\$17,169	\$19,085	\$57,227	\$80,248	\$107,881
13-1081	Logisticians	30	0.00	\$32.32	\$67,225	2.03	\$18.88	\$20.66	\$29.65	\$42.13	\$52.77	\$39,264	\$42,975	\$61,681	\$87,635	\$109,766
13-1111	Management analysts	40	13.35	\$29.57	\$61,502	5.25	\$17.64	\$23.57	\$29.28	\$34.25	\$41.97	\$36,684	\$49,029	\$60,905	\$71,231	\$87,295
13-1131	Fundraisers	#	#	\$28.21	\$58,667	5.54	\$17.70	\$20.63	\$24.54	\$38.24	\$43.69	\$36,825	\$42,901	\$51,036	\$79,549	\$90,874
13-1141	Compensation, benefits, and job analysis specialists	20	8.64	\$29.10	\$60,518	3.64	\$20.83	\$23.62	\$29.83	\$34.05	\$36.66	\$43,334	\$49,134	\$62,048	\$70,822	\$76,250
13-1151	Training and development specialists	90	13.42	\$22.02	\$45,799	7.84	\$11.40	\$13.21	\$18.16	\$28.11	\$40.00	\$23,712	\$27,484	\$37,768	\$58,469	\$83,191
13-1161	Market research analysts	30	16.97	\$20.99	\$43,655	7.59	\$12.91	\$15.36	\$17.68	\$25.53	\$31.38	\$26,858	\$31,944	\$36,778	\$53,108	\$65,276
13-1199	Business operations specialists, all other	470	8.02	\$29.06	\$60,438	2.91	\$16.10	\$20.31	\$27.74	\$34.92	\$44.59	\$33,492	\$42,243	\$57,693	\$72,638	\$92,738
13-2011	Accountants and auditors	380	9.60	\$30.45	\$63,340	7.57	\$16.83	\$19.90	\$25.03	\$33.35	\$43.60	\$34,998	\$41,399	\$52,053	\$69,360	\$90,694
13-2031	Budget analysts	20	8.41	\$31.50	\$65,516	7.45	\$23.94	\$27.00	\$29.17	\$35.18	\$43.29	\$49,802	\$56,155	\$60,671	\$73,177	\$90,039
13-2052	Personal financial advisors	30	38.52	\$29.45	\$61,251	17.30	\$15.81	\$17.87	\$24.97	\$41.29	\$46.34	\$32,876	\$37,161	\$51,945	\$85,882	\$96,380
13-2072	Loan officers	#	#	\$24.30	\$50,542	8.01	\$17.51	\$19.79	\$21.84	\$26.74	\$37.62	\$36,426	\$41,155	\$45,435	\$55,612	\$78,251
13-2099	Financial specialists, all other	20	21.39	\$23.98	\$49,869	4.70	\$16.23	\$18.09	\$21.65	\$31.93	\$34.23	\$33,761	\$37,622	\$45,041	\$66,411	\$71,194
15-0000	Computer and mathematical	460	11.09	\$29.16	\$60,647	3.92	\$14.83	\$20.03	\$27.09	\$37.09	\$46.38	\$30,841	\$41,658	\$56,350	\$77,142	\$96,478
15-1121	Computer systems analysts	60	31.79	\$36.15	\$75,190	3.78	\$20.30	\$28.12	\$36.55	\$43.96	\$55.24	\$42,217	\$58,483	\$76,018	\$91,438	\$114,902
15-1132	Computer software engineers, applications	60	21.74	\$34.02	\$70,772	6.13	\$19.96	\$26.33	\$33.65	\$41.84	\$47.73	\$41,508	\$54,756	\$69,984	\$87,255	\$99,270
15-1142	Network and computer systems administrators	100	21.36	\$26.96	\$56,080	4.43	\$16.65	\$20.08	\$25.01	\$32.67	\$40.67	\$34,635	\$41,775	\$52,020	\$67,958	\$84,595
15-1143	Computer network architects	#	#	\$42.71	\$88,829	6.77	\$26.26	\$36.82	\$43.84	\$51.42	\$56.53	\$54,630	\$76,578	\$91,181	\$106,949	\$117,582

Data unavailable

Occupational Code	Occupational Title	Employment Estimate	Employment Percentage Relative Standard Error	Average Hourly Wage	Average Annual Wage	Wage Percentage Relative Standard Error	10th Percentile (Hourly)	25th Percentile (Hourly)	50th Percentile (Hourly)	75th Percentile (Hourly)	90th Percentile (Hourly)	10th Percentile (Annual)	25th Percentile (Annual)	50th Percentile (Annual)	75th Percentile (Annual)	90th Percentile (Annual)
15-1151	Computer support specialists	130	9.48	\$20.08	\$41,776	3.69	\$9.33	\$15.31	\$20.85	\$25.43	\$28.31	\$19,412	\$31,838	\$43,377	\$52,898	\$58,879
15-1152	Computer network support specialists	20	14.38	\$23.20	\$48,249	4.75	\$13.74	\$15.87	\$19.04	\$31.48	\$35.74	\$28,587	\$33,011	\$39,597	\$65,470	\$74,333
15-1199	Computer, all other	40	3.67	\$33.19	\$69,027	2.36	\$23.73	\$28.31	\$33.28	\$37.50	\$43.39	\$49,350	\$58,886	\$69,227	\$77,992	\$90,252
17-0000	Architecture and engineering	810	5.40	\$40.29	\$83,805	6.17	\$21.11	\$27.72	\$35.61	\$48.66	\$62.24	\$43,913	\$57,667	\$74,067	\$101,210	\$129,452
17-1011	Architects, except landscape and naval	40	45.96	\$29.87	\$62,131	5.56	\$16.71	\$21.62	\$26.19	\$36.57	\$48.45	\$34,752	\$44,976	\$54,467	\$76,058	\$100,785
17-1022	Surveyors	20	5.24	\$27.22	\$56,621	4.13	\$16.50	\$19.67	\$25.54	\$36.73	\$42.15	\$34,327	\$40,921	\$53,133	\$76,398	\$87,664
17-2051	Civil engineers	420	5.51	\$44.67	\$92,910	4.02	\$27.36	\$32.16	\$41.14	\$53.50	\$67.45	\$56,903	\$66,900	\$85,581	\$111,275	\$140,298
17-2081	Environmental engineers	20	20.76	\$42.05	\$87,455	2.46	\$30.26	\$36.69	\$41.94	\$50.14	\$54.01	\$62,938	\$76,312	\$87,231	\$104,295	\$112,346
17-2111	Health and safety engineers, except mining safety engineers and inspectors	30	17.68	\$46.01	\$95,694	8.56	\$30.87	\$33.82	\$43.42	\$56.63	\$68.72	\$64,207	\$70,349	\$90,316	\$117,785	\$142,932
17-2112	Industrial engineers	60	13.75	\$41.99	\$87,347	4.82	\$29.27	\$33.35	\$40.49	\$50.72	\$60.36	\$60,888	\$69,361	\$84,223	\$105,504	\$125,542
17-2141	Mechanical engineers	#	#	\$42.54	\$88,474	3.20	\$31.41	\$36.55	\$42.88	\$49.11	\$55.14	\$65,342	\$76,027	\$89,189	\$102,140	\$114,687
17-3011	Architectural and civil drafters	20	36.07	\$17.39	\$36,162	4.49	\$13.51	\$15.66	\$17.48	\$19.34	\$21.58	\$28,107	\$32,574	\$36,362	\$40,234	\$44,887
17-3022	Civil engineering technicians	40	27.97	\$27.02	\$56,201	2.94	\$22.98	\$24.58	\$26.92	\$29.44	\$33.29	\$47,791	\$51,120	\$55,992	\$61,231	\$69,243
17-3023	Electrical and electronic engineering technicians	30	31.96	\$28.92	\$60,160	4.68	\$19.83	\$21.84	\$27.38	\$35.87	\$42.00	\$41,247	\$45,427	\$56,958	\$74,613	\$87,354
17-3029	Engineering technicians, except drafters, all other	#	#	\$23.52	\$48,928	7.18	\$18.88	\$19.81	\$21.35	\$25.26	\$34.03	\$39,269	\$41,197	\$44,411	\$52,542	\$70,784
19-0000	Life, physical, and social science	340	2.08	\$34.07	\$70,858	3.88	\$18.10	\$25.22	\$35.58	\$42.22	\$48.51	\$37,644	\$52,464	\$74,001	\$87,828	\$100,906
19-1023	Zoologists and wildlife biologists	20	8.88	\$27.54	\$57,275	6.10	\$17.49	\$24.45	\$27.34	\$30.35	\$36.39	\$36,385	\$50,849	\$56,861	\$63,131	\$75,688
19-2031	Chemists	20	16.37	\$33.56	\$69,806	4.86	\$21.43	\$30.40	\$33.54	\$38.70	\$45.33	\$44,568	\$63,228	\$69,768	\$80,506	\$94,287
19-2041	Environmental scientists and specialists, including health	20	10.27	\$42.90	\$89,234	8.49	\$22.00	\$27.61	\$41.23	\$54.61	\$70.51	\$45,750	\$57,421	\$85,766	\$113,587	\$146,652
19-3031	Clinical, counseling, and school psychologists	150	3.96	\$39.47	\$82,101	3.38	\$29.73	\$37.11	\$40.79	\$44.45	\$50.74	\$61,829	\$77,198	\$84,838	\$92,464	\$105,533
19-3051	Urban and regional planners	20	11.09	\$30.43	\$63,300	12.91	\$20.53	\$23.22	\$28.06	\$34.17	\$50.73	\$42,712	\$48,292	\$58,361	\$71,068	\$105,519
21-0000	Community and social services	1,510	4.92	\$18.98	\$39,475	2.76	\$9.59	\$12.93	\$17.51	\$23.54	\$30.03	\$19,953	\$26,889	\$36,413	\$48,959	\$62,460
21-1011	Substance abuse and behavioral disorder counselors	170	20.53	\$15.32	\$31,859	4.89	\$10.07	\$10.95	\$14.36	\$17.74	\$23.43	\$20,938	\$22,785	\$29,878	\$36,906	\$48,741
21-1012	Educational, vocational, and school counselors	180	8.28	\$21.30	\$44,295	6.56	\$8.72	\$14.76	\$21.13	\$29.18	\$34.23	\$18,142	\$30,706	\$43,957	\$60,687	\$71,196
21-1014	Mental health counselors	210	17.55	\$17.23	\$35,841	4.56	\$8.43	\$10.17	\$17.11	\$22.79	\$27.12	\$17,525	\$21,159	\$35,598	\$47,409	\$56,411
21-1021	Child, family, and school social workers	300	10.86	\$17.06	\$35,489	6.28	\$9.93	\$12.28	\$16.39	\$21.23	\$26.22	\$20,659	\$25,551	\$34,100	\$44,152	\$54,532
21-1022	Medical and public health social workers	50	9.51	\$23.58	\$49,037	2.29	\$15.40	\$17.68	\$23.96	\$28.23	\$33.47	\$32,042	\$36,781	\$49,836	\$58,708	\$69,619
21-1023	Mental health and substance abuse social workers	260	9.63	\$19.74	\$41,057	2.10	\$14.43	\$16.12	\$18.50	\$22.86	\$27.92	\$30,013	\$33,524	\$38,490	\$47,554	\$58,069
21-1029	Social workers, all other	50	39.40	\$22.57	\$46,948	18.78	\$12.59	\$13.72	\$18.19	\$31.27	\$35.88	\$26,190	\$28,527	\$37,842	\$65,048	\$74,628
21-1091	Health educators	20	30.50	\$21.15	\$44,000	2.41	\$14.33	\$16.48	\$19.41	\$25.42	\$31.62	\$29,807	\$34,269	\$40,363	\$52,864	\$65,779
21-1093	Social and human service assistants	100	14.36	\$12.15	\$25,262	7.08	\$8.30	\$9.31	\$12.21	\$14.53	\$17.01	\$17,265	\$19,366	\$25,388	\$30,232	\$35,383
21-1099	Community and social service specialists, all other	80	15.34	\$15.88	\$33,030	4.87	\$8.57	\$10.44	\$13.72	\$17.65	\$25.69	\$17,818	\$21,705	\$28,531	\$36,711	\$53,435
21-2011	Clergy	30	40.69	#	#	#	#	#	#	#	#	#	#	#	#	#
23-0000	Legal	#	#	\$32.90	\$68,433	13.50	\$16.07	\$18.39	\$24.98	\$46.95	\$57.06	\$33,429	\$38,254	\$51,950	\$97,647	\$118,695
23-1011	Lawyers	130	26.27	\$38.50	\$80,070	14.39	\$19.63	\$23.12	\$35.80	\$50.88	\$57.02	\$40,822	\$48,089	\$74,474	\$105,838	\$118,604
23-2011	Paralegals and legal assistants	#	#	\$17.68	\$36,779	4.00	\$15.14	\$15.89	\$17.13	\$18.60	\$21.60	\$31,486	\$33,041	\$35,633	\$38,689	\$44,920
25-0000	Education, training, and library	3,340	2.95	\$21.79	\$45,316	2.10	\$12.91	\$15.95	\$20.65	\$26.57	\$32.27	\$26,863	\$33,169	\$42,955	\$55,266	\$67,121
25-1194	Vocational education teachers, postsecondary	160	21.10	\$26.64	\$55,407	20.26	\$12.32	\$13.77	\$20.71	\$27.12	\$40.32	\$25,632	\$28,648	\$43,070	\$56,407	\$83,856
25-2011	Preschool teachers, except special education	110	29.64	\$13.77	\$28,636	3.77	\$8.13	\$8.87	\$15.66	\$17.43	\$18.50	\$16,914	\$18,449	\$32,575	\$36,258	\$38,470
25-2031	Secondary school teachers, except special and vocational education	480	4.40	#	\$47,861	1.68	#	#	#	#	#	\$34,155	\$38,891	\$46,429	\$56,273	\$65,382
25-2054	Special education teachers, secondary school	80	1.82	#	\$51,554	2.73	#	#	#	#	#	\$34,648	\$40,569	\$51,389	\$61,270	\$71,089
25-3021	Self-enrichment education teachers	30	11.83	\$15.47	\$32,173	15.34	\$10.63	\$12.07	\$13.39	\$14.70	\$24.97	\$22,104	\$25,115	\$27,848	\$30,568	\$51,934
25-3099	Teachers and instructors, all other	40	11.46	#	\$37,113	2.76	#	#	#	#	#	\$21,103	\$24,663	\$34,218	\$47,138	\$62,231
25-4031	Library technicians	70	0.00	\$15.34	\$31,905	1.85	\$11.74	\$13.25	\$15.42	\$17.40	\$18.94	\$24,411	\$27,551	\$32,071	\$36,186	\$39,400
25-9031	Instructional coordinators	50	7.82	\$21.64	\$45,019	7.87	\$12.92	\$16.05	\$20.78	\$26.44	\$29.60	\$26,876	\$33,394	\$43,213	\$55,004	\$61,571

Data unavailable

Occupational Code	Occupational Title	Employment Estimate	Employment Percentage Relative Standard Error	Average Hourly Wage	Average Annual Wage	Wage Percentage Relative Standard Error	10th Percentile (Hourly)	25th Percentile (Hourly)	50th Percentile (Hourly)	75th Percentile (Hourly)	90th Percentile (Hourly)	10th Percentile (Annual)	25th Percentile (Annual)	50th Percentile (Annual)	75th Percentile (Annual)	90th Percentile (Annual)
25-9041	Teacher assistants	290	0.46	#	\$30,195	2.18	#	#	#	#	#	\$22,922	\$26,108	\$29,683	\$34,681	\$38,089
27-0000	Arts, design, entertainment, sports, and media	310	10.60	\$16.85	\$35,052	5.10	\$8.47	\$9.88	\$14.64	\$21.26	\$26.73	\$17,624	\$20,550	\$30,454	\$44,228	\$55,601
27-1023	Floral designers	40	8.70	\$11.47	\$23,847	4.76	\$8.35	\$9.42	\$10.71	\$13.17	\$16.85	\$17,374	\$19,586	\$22,269	\$27,403	\$35,049
27-1024	Graphic designers	30	29.08	\$17.19	\$35,760	6.11	\$11.37	\$12.79	\$14.62	\$21.40	\$25.91	\$23,644	\$26,604	\$30,400	\$44,510	\$53,894
27-2022	Coaches and scouts	70	5.25	#	\$28,049	6.93	#	#	#	#	#	\$17,025	\$18,727	\$24,253	\$35,354	\$45,339
27-3031	Public relations specialists	50	30.30	\$20.49	\$42,618	5.30	\$9.13	\$13.65	\$19.44	\$25.06	\$37.49	\$18,991	\$28,400	\$40,433	\$52,123	\$77,983
27-4021	Photographers	30	14.43	\$13.01	\$27,066	14.78	\$8.05	\$8.66	\$9.93	\$18.02	\$21.80	\$16,738	\$18,007	\$20,662	\$37,481	\$45,346
29-0000	Healthcare practitioners and technical	4,810	2.72	\$33.17	\$68,991	3.93	\$14.06	\$20.25	\$28.82	\$36.14	\$52.74	\$29,237	\$42,117	\$59,938	\$75,161	\$109,709
29-1011	Chiropractors	20	23.97	#	#	#	#	#	#	#	#	#	#	#	#	#
29-1021	Dentists, general	#	#	\$66.51	\$138,347	17.70	\$16.51	\$19.52	\$65.77	#	#	\$34,341	\$40,609	\$136,804	#	#
29-1031	Dietitians and nutritionists	40	15.80	\$24.73	\$51,444	3.43	\$18.87	\$21.71	\$25.14	\$28.20	\$31.59	\$39,244	\$45,163	\$52,296	\$58,662	\$65,703
29-1041	Optometrists	30	33.87	\$66.56	\$138,439	12.55	\$26.32	\$33.99	\$53.69	#	#	\$54,745	\$70,690	\$111,675	#	#
29-1051	Pharmacists	170	8.21	\$57.12	\$118,811	4.95	\$43.11	\$49.36	\$54.21	\$60.67	\$71.00	\$89,674	\$102,663	\$112,759	\$126,188	\$147,679
29-1062	Family and general practitioners	110	18.02	\$88.90	\$184,914	17.85	\$24.17	\$31.64	#	#	#	\$50,275	\$65,805	#	#	#
29-1063	Internists, general	#	#	\$124.32	\$258,586	22.61	#	#	#	#	#	#	#	#	#	#
29-1071	Physician assistants	50	21.99	\$42.34	\$88,059	5.78	\$17.73	\$37.50	\$42.88	\$50.44	\$56.40	\$36,875	\$77,994	\$89,196	\$104,905	\$117,314
29-1122	Occupational therapists	50	10.47	\$39.13	\$81,387	4.46	\$22.08	\$31.26	\$37.93	\$45.44	\$60.74	\$45,921	\$65,010	\$78,904	\$94,513	\$126,337
29-1123	Physical therapists	80	19.64	\$45.09	\$93,787	3.57	\$31.04	\$35.84	\$41.80	\$59.21	\$67.54	\$64,564	\$74,546	\$86,943	\$123,162	\$140,486
29-1127	Speech-language pathologists	140	2.87	\$41.83	\$87,006	1.97	\$30.51	\$34.44	\$41.03	\$49.03	\$56.37	\$63,462	\$71,641	\$85,353	\$101,982	\$117,259
29-1131	Veterinarians	20	17.53	\$33.11	\$68,866	3.86	\$29.92	\$31.10	\$33.06	\$35.02	\$36.24	\$62,242	\$64,686	\$68,760	\$72,834	\$75,390
29-1141	Registered nurses	1,880	2.11	\$30.41	\$63,248	1.22	\$23.46	\$26.38	\$30.89	\$34.76	\$38.07	\$48,801	\$54,869	\$64,242	\$72,298	\$79,187
29-1171	Nurse practitioners	90	16.92	\$36.24	\$75,376	6.64	\$18.08	\$30.01	\$38.41	\$43.77	\$51.77	\$37,611	\$62,413	\$79,886	\$91,048	\$107,681
29-1181	Audiologists	30	48.83	#	#	#	#	#	#	#	#	#	#	#	#	#
29-2012	Medical and clinical laboratory technicians	30	9.39	\$15.50	\$32,235	2.61	\$12.02	\$13.34	\$15.46	\$17.62	\$19.23	\$25,004	\$27,737	\$32,165	\$36,646	\$39,998
29-2021	Dental hygienists	170	24.15	\$34.63	\$72,029	9.14	\$22.51	\$29.68	\$36.02	\$41.72	\$44.77	\$46,821	\$61,731	\$74,919	\$86,778	\$93,118
29-2032	Diagnostic medical sonographers	60	49.27	\$24.07	\$50,076	7.78	\$15.67	\$16.84	\$23.27	\$30.62	\$36.41	\$32,597	\$35,024	\$48,401	\$63,685	\$75,737
29-2035	Magnetic resonance imaging technologists	30	39.94	\$29.84	\$62,077	10.41	\$17.15	\$28.48	\$32.25	\$34.79	\$36.38	\$35,680	\$59,248	\$67,083	\$72,356	\$75,664
29-2041	Emergency medical technicians and paramedics	180	34.59	\$17.32	\$36,030	8.55	\$10.05	\$11.30	\$14.87	\$20.79	\$31.66	\$20,903	\$23,511	\$30,930	\$43,252	\$65,847
29-2052	Pharmacy technicians	190	9.17	\$14.29	\$29,725	3.35	\$10.12	\$11.92	\$14.01	\$16.59	\$18.39	\$21,052	\$24,789	\$29,144	\$34,510	\$38,244
29-2053	Psychiatric technicians	220	14.22	\$15.02	\$31,241	7.09	\$8.30	\$9.28	\$16.25	\$18.18	\$21.11	\$17,259	\$19,310	\$33,805	\$37,822	\$43,918
29-2055	Surgical technologists	70	6.07	\$19.29	\$40,133	3.46	\$12.55	\$16.36	\$19.27	\$22.53	\$26.53	\$26,105	\$34,026	\$40,084	\$46,869	\$55,175
29-2056	Veterinary technologists and technicians	30	5.58	\$11.63	\$24,194	11.62	\$8.50	\$9.58	\$10.73	\$12.09	\$14.09	\$17,683	\$19,935	\$22,308	\$25,150	\$29,309
29-2061	Licensed practical and licensed vocational nurses	250	3.80	\$19.88	\$41,359	2.58	\$15.15	\$17.15	\$19.77	\$22.41	\$26.10	\$31,511	\$35,668	\$41,120	\$46,605	\$54,283
29-2071	Medical records and health information technicians	120	9.93	\$16.20	\$33,689	5.22	\$10.24	\$11.88	\$14.32	\$20.15	\$23.77	\$21,294	\$24,717	\$29,778	\$41,904	\$49,433
29-2081	Opticians, dispensing	60	16.20	\$14.69	\$30,562	4.86	\$9.78	\$12.21	\$14.69	\$16.95	\$18.41	\$20,346	\$25,388	\$30,560	\$35,249	\$38,297
29-9011	Occupational health and safety specialists	40	16.54	\$29.67	\$61,709	8.01	\$20.02	\$22.41	\$28.96	\$34.19	\$40.15	\$41,635	\$46,615	\$60,231	\$71,109	\$83,518
31-0000	Healthcare support	2,550	4.78	\$12.03	\$25,018	3.12	\$8.12	\$8.84	\$11.09	\$14.11	\$18.04	\$16,888	\$18,384	\$23,076	\$29,350	\$37,527
31-1011	Home health aides	980	11.89	\$8.97	\$18,658	3.84	\$7.86	\$8.19	\$8.75	\$9.31	\$11.42	\$16,353	\$17,045	\$18,200	\$19,364	\$23,754
31-1014	Nursing assistants	740	5.71	\$11.83	\$24,613	1.68	\$8.85	\$10.12	\$11.89	\$13.56	\$14.58	\$18,404	\$21,052	\$24,732	\$28,208	\$30,325
31-2011	Occupational therapist assistants	80	17.05	\$20.86	\$43,381	2.06	\$16.39	\$18.77	\$20.63	\$22.50	\$26.32	\$34,096	\$39,040	\$42,914	\$46,795	\$54,753
31-2021	Physical therapist assistants	70	14.64	\$21.53	\$44,782	5.42	\$12.52	\$17.60	\$21.80	\$26.40	\$30.25	\$26,047	\$36,602	\$45,345	\$54,914	\$62,914
31-2022	Physical therapist aides	20	34.86	\$15.00	\$31,195	11.65	\$9.10	\$12.05	\$13.57	\$17.73	\$23.85	\$18,926	\$25,066	\$28,226	\$36,872	\$49,613
31-9091	Dental assistants	140	16.30	\$16.42	\$34,144	6.14	\$12.45	\$14.33	\$16.52	\$18.55	\$21.19	\$25,902	\$29,815	\$34,364	\$38,586	\$44,081
31-9092	Medical assistants	280	14.43	\$14.07	\$29,263	3.49	\$10.50	\$12.11	\$13.71	\$16.04	\$18.30	\$21,841	\$25,197	\$28,517	\$33,372	\$38,058
31-9097	Phlebotomists	130	20.72	\$14.11	\$29,353	3.75	\$10.27	\$11.51	\$13.50	\$16.21	\$19.00	\$21,369	\$23,947	\$28,077	\$33,723	\$39,510
31-9099	Healthcare support workers, all other	40	11.04	\$16.38	\$34,062	6.64	\$8.28	\$9.24	\$16.99	\$21.13	\$23.06	\$17,221	\$19,215	\$35,344	\$43,958	\$47,967
33-0000	Protective service	1,930	3.61	\$21.82	\$45,376	5.70	\$9.43	\$15.56	\$21.02	\$27.84	\$34.90	\$19,607	\$32,357	\$43,729	\$57,916	\$72,583
33-1011	First-line supervisors/managers of correctional officers	70	7.27	\$29.16	\$60,656	4.65	\$22.76	\$25.83	\$30.16	\$33.77	\$35.93	\$47,331	\$53,719	\$62,727	\$70,238	\$74,744

Data unavailable

Occupational Code	Occupational Title	Employment Estimate	Employment Percentage Relative Standard Error	Average Hourly Wage	Average Annual Wage	Wage Percentage Relative Standard Error	10th Percentile (Hourly)	25th Percentile (Hourly)	50th Percentile (Hourly)	75th Percentile (Hourly)	90th Percentile (Hourly)	10th Percentile (Annual)	25th Percentile (Annual)	50th Percentile (Annual)	75th Percentile (Annual)	90th Percentile (Annual)
33-1021	First-line supervisors/managers of fire fighting and prevention workers	20	39.24	\$31.94	\$66,431	3.83	\$25.01	\$26.80	\$30.24	\$35.62	\$40.76	\$52,030	\$55,741	\$62,904	\$74,091	\$84,779
33-1099	First-line supervisors/managers, protective service workers, all other	30	11.81	\$22.97	\$47,788	7.53	\$11.31	\$20.54	\$22.72	\$28.20	\$31.82	\$23,521	\$42,716	\$47,252	\$58,648	\$66,188
33-2011	Fire fighters	240	16.66	\$24.11	\$50,145	2.02	\$12.87	\$17.59	\$21.76	\$30.64	\$40.26	\$26,767	\$36,583	\$45,256	\$63,739	\$83,745
33-3012	Correctional officers and jailers	620	5.16	\$21.28	\$44,253	3.84	\$15.34	\$19.14	\$21.34	\$24.32	\$27.55	\$31,911	\$39,815	\$44,389	\$50,595	\$57,314
33-3021	Detectives and criminal investigators	60	0.00	\$27.54	\$57,293	2.04	\$17.75	\$20.66	\$26.37	\$33.95	\$40.79	\$36,925	\$42,965	\$54,848	\$70,624	\$84,836
33-9032	Security guards	350	9.81	\$14.32	\$29,780	8.55	\$8.44	\$9.83	\$15.55	\$17.84	\$20.13	\$17,565	\$20,450	\$32,349	\$37,108	\$41,871
33-9092	Lifeguards, ski patrol, and other recreational protective service workers	60	23.84	\$8.68	\$18,058	5.25	\$7.84	\$8.15	\$8.66	\$9.18	\$9.56	\$16,317	\$16,956	\$18,020	\$19,084	\$19,880
33-9099	Protective service workers, all other	90	0.00	\$10.83	\$22,530	2.32	\$7.90	\$8.28	\$8.92	\$10.61	\$14.08	\$16,425	\$17,227	\$18,562	\$22,060	\$29,277
35-0000	Food preparation and serving-related	5,620	5.71	\$9.87	\$20,528	2.88	\$7.88	\$8.24	\$8.84	\$9.77	\$13.87	\$16,391	\$17,140	\$18,389	\$20,323	\$28,859
35-1012	First-line supervisors/managers of food preparation and serving workers	340	13.31	\$15.74	\$32,729	4.41	\$9.94	\$11.01	\$14.66	\$19.32	\$24.55	\$20,677	\$22,904	\$30,484	\$40,187	\$51,071
35-2011	Cooks, fast food	#	#	\$10.46	\$21,754	16.53	\$7.91	\$8.31	\$8.98	\$10.79	\$14.08	\$16,450	\$17,289	\$18,687	\$22,443	\$29,289
35-2012	Cooks, institution and cafeteria	230	13.29	\$11.24	\$23,373	3.39	\$8.42	\$9.47	\$10.64	\$12.20	\$14.79	\$17,516	\$19,707	\$22,125	\$25,381	\$30,769
35-2014	Cooks, restaurant	400	15.40	\$10.40	\$21,639	4.47	\$8.07	\$8.70	\$10.02	\$11.43	\$13.88	\$16,777	\$18,106	\$20,845	\$23,783	\$28,861
35-2015	Cooks, short order	#	#	\$9.36	\$19,464	4.88	\$7.90	\$8.30	\$8.96	\$10.20	\$11.23	\$16,440	\$17,262	\$18,633	\$21,213	\$23,364
35-2021	Food preparation workers	320	15.83	\$10.92	\$22,709	2.75	\$8.05	\$8.66	\$10.03	\$13.02	\$16.18	\$16,736	\$18,004	\$20,865	\$27,083	\$33,646
35-3011	Bartenders	240	24.85	#	#	#	#	#	#	#	#	#	#	#	#	#
35-3021	Combined food preparation and serving workers, including fast food	1,850	9.92	\$8.46	\$17,589	1.91	\$7.82	\$8.10	\$8.56	\$9.03	\$9.31	\$16,276	\$16,852	\$17,814	\$18,775	\$19,373
35-3022	Counter attendants, cafeteria, food concession, and coffee shop	#	#	\$8.61	\$17,904	7.57	\$7.86	\$8.18	\$8.73	\$9.27	\$10.26	\$16,344	\$17,022	\$18,153	\$19,284	\$21,345
35-3031	Waiters and waitresses	1,140	12.74	\$9.35	\$19,438	3.36	\$7.85	\$8.16	\$8.68	\$9.20	\$13.55	\$16,324	\$16,973	\$18,054	\$19,135	\$28,180
35-3041	Food servers, nonrestaurant	150	25.02	\$8.79	\$18,288	2.83	\$7.87	\$8.22	\$8.80	\$9.41	\$10.89	\$16,375	\$17,102	\$18,313	\$19,574	\$22,644
35-9011	Dining room and cafeteria attendants and bartender helpers	50	26.26	\$9.13	\$18,992	10.27	\$7.85	\$8.17	\$8.70	\$9.23	\$11.62	\$16,332	\$16,994	\$18,097	\$19,200	\$24,168
35-9021	Dishwashers	230	28.63	\$8.70	\$18,095	3.10	\$7.86	\$8.20	\$8.75	\$9.35	\$10.78	\$16,354	\$17,049	\$18,206	\$19,445	\$22,415
35-9031	Hosts and hostesses, restaurant, lounge, and coffee shop	260	19.90	\$8.59	\$17,857	2.42	\$7.85	\$8.16	\$8.67	\$9.19	\$10.39	\$16,321	\$16,966	\$18,040	\$19,115	\$21,605
37-0000	Building and grounds cleaning and maintenance	1,760	7.15	\$11.78	\$24,499	3.02	\$8.07	\$8.72	\$10.24	\$14.07	\$18.17	\$16,793	\$18,146	\$21,305	\$29,256	\$37,791
37-1011	First-line supervisors/managers of housekeeping and janitorial workers	40	14.18	\$16.38	\$34,067	2.54	\$11.58	\$12.80	\$14.81	\$20.25	\$22.57	\$24,093	\$26,614	\$30,802	\$42,123	\$46,946
37-1012	First-line supervisors/managers of landscaping, lawn service, and groundskeeping workers	40	42.41	\$21.57	\$44,871	13.70	\$9.33	\$13.63	\$17.44	\$25.80	\$33.20	\$19,403	\$28,348	\$36,281	\$53,657	\$69,048
37-2011	Janitors and cleaners, except maids and housekeeping cleaners	940	10.68	\$11.44	\$23,801	2.89	\$8.11	\$8.81	\$10.42	\$13.58	\$17.32	\$16,865	\$18,327	\$21,684	\$28,240	\$36,019
37-2012	Maids and housekeeping cleaners	330	10.22	\$8.86	\$18,430	2.75	\$7.88	\$8.24	\$8.84	\$9.48	\$11.00	\$16,389	\$17,135	\$18,379	\$19,713	\$22,873
37-3011	Landscaping and groundskeeping workers	360	21.90	\$12.55	\$26,100	5.79	\$8.16	\$8.94	\$10.99	\$16.27	\$19.32	\$16,971	\$18,591	\$22,867	\$33,840	\$40,177
39-0000	Personal care and service	1,610	8.94	\$9.98	\$20,765	2.25	\$7.92	\$8.33	\$9.02	\$10.64	\$14.63	\$16,463	\$17,321	\$18,751	\$22,139	\$30,426
39-1021	First-line supervisors/managers of personal service workers	20	35.68	\$17.92	\$37,276	7.28	\$10.20	\$11.41	\$17.90	\$21.73	\$25.97	\$21,224	\$23,740	\$37,242	\$45,193	\$54,010
39-2021	Nonfarm animal caretakers	90	15.33	\$9.60	\$19,971	6.04	\$7.89	\$8.26	\$8.87	\$10.02	\$13.71	\$16,403	\$17,171	\$18,451	\$20,832	\$28,522
39-3091	Amusement and recreation attendants	60	13.98	\$9.29	\$19,325	5.20	\$7.86	\$8.19	\$8.75	\$9.31	\$12.69	\$16,352	\$17,044	\$18,196	\$19,370	\$26,394
39-4021	Funeral attendants	30	35.21	\$11.22	\$23,334	16.83	\$7.95	\$8.42	\$9.20	\$12.78	\$20.16	\$16,542	\$17,518	\$19,144	\$26,576	\$41,942
39-4031	Morticians, undertakers, and funeral directors	#	#	\$16.82	\$34,985	19.11	\$9.81	\$10.58	\$13.32	\$22.68	\$27.72	\$20,414	\$22,001	\$27,698	\$47,181	\$57,667
39-9011	Child care workers	240	12.60	\$9.52	\$19,806	2.63	\$7.92	\$8.34	\$9.05	\$10.57	\$12.81	\$16,477	\$17,355	\$18,819	\$21,984	\$26,637
39-9021	Personal and home care aides	860	15.00	\$8.96	\$18,635	2.88	\$7.87	\$8.22	\$8.80	\$9.47	\$11.09	\$16,373	\$17,095	\$18,300	\$19,696	\$23,060

Data unavailable

Occupational Code	Occupational Title	Employment Estimate	Employment Percentage Relative Standard Error	Average Hourly Wage	Average Annual Wage	Wage Percentage Relative Standard Error	10th Percentile (Hourly)	25th Percentile (Hourly)	50th Percentile (Hourly)	75th Percentile (Hourly)	90th Percentile (Hourly)	10th Percentile (Annual)	25th Percentile (Annual)	50th Percentile (Annual)	75th Percentile (Annual)	90th Percentile (Annual)
39-9031	Fitness trainers and aerobics instructors	90	26.25	\$13.02	\$27,074	10.68	\$8.05	\$8.67	\$11.16	\$17.03	\$20.92	\$16,752	\$18,044	\$23,204	\$35,432	\$43,506
39-9032	Recreation workers	70	16.03	\$10.49	\$21,811	5.89	\$7.96	\$8.43	\$9.23	\$11.35	\$17.11	\$16,551	\$17,540	\$19,189	\$23,609	\$35,590
39-9099	Personal care and service workers, all other	#	#	\$14.62	\$30,407	14.27	\$8.91	\$11.69	\$15.95	\$17.22	\$17.98	\$18,538	\$24,325	\$33,186	\$35,825	\$37,408
41-0000	Sales and related	5,810	3.58	\$13.51	\$28,102	2.78	\$8.09	\$8.75	\$10.53	\$15.46	\$21.85	\$16,827	\$18,208	\$21,897	\$32,147	\$45,455
41-1011	First-line supervisors/managers of retail sales workers	490	7.18	\$19.27	\$40,086	5.02	\$10.97	\$13.76	\$17.25	\$21.70	\$29.77	\$22,817	\$28,627	\$35,880	\$45,131	\$61,922
41-1012	First-line supervisors/managers of non-retail sales workers	100	15.42	\$22.34	\$46,468	10.73	\$12.83	\$14.36	\$21.00	\$26.96	\$34.09	\$26,691	\$29,867	\$43,677	\$56,083	\$70,912
41-2011	Cashiers	1,640	7.81	\$9.47	\$19,697	2.13	\$7.91	\$8.31	\$8.97	\$9.97	\$12.19	\$16,459	\$17,284	\$18,659	\$20,740	\$25,347
41-2021	Counter and rental clerks	290	26.61	\$11.72	\$24,378	5.45	\$8.00	\$8.53	\$9.51	\$13.95	\$19.36	\$16,650	\$17,742	\$19,775	\$29,026	\$40,268
41-2022	Parts salespersons	120	24.84	\$15.69	\$32,635	4.79	\$10.61	\$12.53	\$15.21	\$18.17	\$22.08	\$22,067	\$26,064	\$31,628	\$37,799	\$45,919
41-2031	Retail salespersons	1,850	4.92	\$11.96	\$24,872	2.97	\$8.13	\$8.84	\$10.60	\$13.78	\$17.62	\$16,901	\$18,397	\$22,056	\$28,659	\$36,657
41-3011	Advertising sales agents	50	29.96	\$21.96	\$45,669	10.98	\$9.87	\$11.88	\$20.47	\$23.90	\$40.20	\$20,532	\$24,712	\$42,571	\$49,721	\$83,626
41-3021	Insurance sales agents	140	25.06	\$21.79	\$45,329	16.84	\$8.58	\$12.72	\$17.70	\$31.09	\$40.40	\$17,838	\$26,453	\$36,809	\$64,659	\$84,033
41-3031	Securities, commodities, and financial services sales agents	130	27.83	\$21.17	\$44,042	8.33	\$15.20	\$16.03	\$17.43	\$19.75	\$35.95	\$31,612	\$33,338	\$36,245	\$41,088	\$74,780
41-3098	Sales representatives of services, except advertising, insurance, travel, and financial services	30	29.34	\$15.72	\$32,688	17.46	\$8.38	\$9.62	\$15.56	\$20.18	\$22.75	\$17,432	\$20,008	\$32,360	\$41,976	\$47,316
41-3099	Sales representatives, services, all other	100	15.67	\$17.10	\$35,563	6.05	\$8.57	\$10.46	\$16.26	\$21.72	\$26.30	\$17,824	\$21,759	\$33,823	\$45,186	\$54,706
41-4011	Sales representatives, wholesale and manufacturing, technical and scientific products	20	45.96	#	#	#	#	#	#	#	#	#	#	#	#	#
41-4012	Sales representatives, wholesale and manufacturing, except technical and scientific products	410	10.90	\$24.30	\$50,536	6.14	\$10.14	\$14.27	\$20.57	\$30.28	\$43.94	\$21,095	\$29,676	\$42,791	\$62,972	\$91,389
41-9099	Sales and related workers, all other	80	8.10	\$13.44	\$27,951	1.98	\$8.63	\$9.98	\$11.65	\$16.29	\$21.67	\$17,957	\$20,758	\$24,232	\$33,883	\$45,073
43-0000	Office and administrative support	10,090	6.05	\$13.59	\$28,272	2.39	\$8.34	\$9.42	\$12.39	\$16.53	\$21.18	\$17,352	\$19,604	\$25,762	\$34,372	\$44,044
43-1011	First-line supervisors/managers of office and administrative support workers	480	5.72	\$20.00	\$41,607	3.46	\$12.17	\$14.85	\$17.96	\$23.92	\$29.73	\$25,318	\$30,886	\$37,349	\$49,759	\$61,848
43-2011	Switchboard operators, including answering service	60	14.01	\$10.81	\$22,483	2.69	\$8.36	\$9.37	\$10.53	\$11.85	\$14.12	\$17,395	\$19,492	\$21,893	\$24,642	\$29,366
43-3011	Bill and account collectors	760	31.51	\$9.38	\$19,509	3.70	\$7.92	\$8.35	\$9.05	\$10.11	\$11.58	\$16,478	\$17,358	\$18,824	\$21,033	\$24,094
43-3021	Billing and posting clerks and machine operators	190	23.96	\$17.26	\$35,901	3.50	\$12.76	\$14.54	\$16.61	\$18.54	\$23.38	\$26,532	\$30,235	\$34,550	\$38,556	\$48,629
43-3031	Bookkeeping, accounting, and auditing clerks	660	6.39	\$14.73	\$30,643	2.01	\$8.59	\$10.91	\$14.83	\$17.83	\$21.32	\$17,869	\$22,697	\$30,854	\$37,089	\$44,338
43-3051	Payroll and timekeeping clerks	30	10.83	\$18.33	\$38,122	4.32	\$10.79	\$14.54	\$19.06	\$22.15	\$25.59	\$22,450	\$30,238	\$39,646	\$46,072	\$53,224
43-3061	Procurement clerks	30	4.62	\$19.78	\$41,145	2.80	\$15.87	\$16.57	\$19.58	\$22.91	\$24.25	\$33,001	\$34,463	\$40,718	\$47,649	\$50,434
43-3071	Tellers	300	12.05	\$11.74	\$24,421	3.39	\$9.63	\$10.24	\$11.25	\$12.95	\$14.48	\$20,028	\$21,304	\$23,406	\$26,944	\$30,108
43-4031	Court, municipal, and license clerks	180	0.39	\$14.78	\$30,741	2.52	\$10.32	\$11.51	\$13.79	\$16.80	\$21.03	\$21,466	\$23,940	\$28,679	\$34,934	\$43,747
43-4051	Customer service representatives	1,630	17.90	\$11.93	\$24,812	3.73	\$8.42	\$9.64	\$11.49	\$13.70	\$16.35	\$17,523	\$20,059	\$23,908	\$28,487	\$33,998
43-4061	Eligibility interviewers, government programs	130	0.40	\$17.92	\$37,274	2.94	\$12.64	\$14.21	\$16.84	\$20.30	\$25.43	\$26,283	\$29,551	\$35,033	\$42,232	\$52,898
43-4071	File clerks	110	16.29	\$11.70	\$24,334	4.67	\$8.15	\$8.92	\$10.89	\$14.11	\$17.37	\$16,957	\$18,556	\$22,654	\$29,352	\$36,134
43-4081	Hotel, motel, and resort desk clerks	160	5.00	\$8.81	\$18,317	5.11	\$7.85	\$8.17	\$8.70	\$9.23	\$10.05	\$16,331	\$16,992	\$18,092	\$19,192	\$20,902
43-4111	Interviewers, except eligibility and loan	330	44.30	\$9.55	\$19,870	6.52	\$7.86	\$8.19	\$8.74	\$9.89	\$13.55	\$16,348	\$17,033	\$18,175	\$20,567	\$28,184
43-4121	Library assistants, clerical	60	0.00	\$13.57	\$28,228	3.24	\$11.81	\$12.40	\$13.37	\$14.34	\$16.58	\$24,569	\$25,783	\$27,805	\$29,828	\$34,492
43-4131	Loan interviewers and clerks	20	39.43	\$17.13	\$35,640	7.48	\$12.09	\$14.84	\$16.94	\$19.60	\$22.55	\$25,139	\$30,871	\$35,244	\$40,759	\$46,902
43-4151	Order clerks	#	#	\$9.77	\$20,331	15.62	\$7.85	\$8.16	\$8.67	\$9.19	\$15.32	\$16,321	\$16,966	\$18,040	\$19,115	\$31,873
43-4161	Human resources assistants, except payroll and timekeeping	40	8.88	\$16.37	\$34,058	2.62	\$10.84	\$13.34	\$16.42	\$19.06	\$22.19	\$22,556	\$27,754	\$34,162	\$39,653	\$46,158
43-4171	Receptionists and information clerks	580	9.44	\$11.81	\$24,575	2.45	\$8.61	\$9.86	\$11.58	\$13.72	\$15.64	\$17,901	\$20,509	\$24,087	\$28,545	\$32,540
43-4199	Information and record clerks, all other	70	4.45	\$18.99	\$39,489	2.85	\$12.93	\$15.85	\$19.23	\$21.81	\$24.79	\$26,888	\$32,974	\$39,999	\$45,371	\$51,556
43-5032	Dispatchers, except police, fire, and ambulance	40	20.34	\$18.10	\$37,656	10.58	\$9.91	\$13.45	\$15.58	\$22.47	\$31.63	\$20,619	\$27,979	\$32,412	\$46,734	\$65,783

Data unavailable

Occupational Code	Occupational Title	Employment Estimate	Employment Percentage Relative Standard Error	Average Hourly Wage	Average Annual Wage	Wage Percentage Relative Standard Error	10th Percentile (Hourly)	25th Percentile (Hourly)	50th Percentile (Hourly)	75th Percentile (Hourly)	90th Percentile (Hourly)	10th Percentile (Annual)	25th Percentile (Annual)	50th Percentile (Annual)	75th Percentile (Annual)	90th Percentile (Annual)
43-5041	Meter readers, utilities	30	35.66	\$19.39	\$40,334	8.98	\$12.77	\$15.33	\$18.30	\$24.54	\$27.50	\$26,567	\$31,878	\$38,059	\$51,036	\$57,194
43-5051	Postal service clerks	30	0.00	\$24.65	\$51,266	#	\$23.81	\$25.52	\$25.52	\$25.53	\$26.08	\$49,516	\$53,084	\$53,091	\$53,099	\$54,251
43-5052	Postal service mail carriers	130	0.00	\$25.81	\$53,690	#	\$22.15	\$25.52	\$27.16	\$27.17	\$27.17	\$46,081	\$53,075	\$56,497	\$56,507	\$56,513
43-5053	Postal service mail sorters, processors, and processing machine operators	20	0.00	\$18.08	\$37,599	#	\$10.50	\$14.60	\$14.61	\$25.53	\$26.08	\$21,848	\$30,373	\$30,385	\$53,092	\$54,253
43-5061	Production, planning, and expediting clerks	50	17.22	\$24.14	\$50,216	5.24	\$14.39	\$18.55	\$21.33	\$28.10	\$41.71	\$29,931	\$38,585	\$44,356	\$58,448	\$86,765
43-5071	Shipping, receiving, and traffic clerks	220	10.02	\$12.95	\$26,934	5.08	\$8.30	\$9.29	\$11.70	\$15.84	\$20.03	\$17,264	\$19,329	\$24,326	\$32,939	\$41,668
43-5081	Stock clerks and order fillers	890	10.90	\$11.59	\$24,103	2.74	\$8.07	\$8.72	\$10.12	\$13.83	\$17.55	\$16,794	\$18,147	\$21,054	\$28,769	\$36,497
43-5111	Weighers, measurers, checkers, and samplers, recordkeeping	20	46.94	\$16.66	\$34,650	12.50	\$10.29	\$11.28	\$14.70	\$21.70	\$26.11	\$21,404	\$23,456	\$30,568	\$45,131	\$54,310
43-6011	Executive secretaries and administrative assistants	290	5.03	\$21.15	\$43,986	1.64	\$14.91	\$17.24	\$20.70	\$24.82	\$28.38	\$31,016	\$35,853	\$43,047	\$51,629	\$59,040
43-6012	Legal secretaries	50	20.44	\$14.83	\$30,837	8.22	\$12.19	\$13.09	\$14.59	\$16.89	\$18.23	\$25,365	\$27,234	\$30,350	\$35,122	\$37,920
43-6013	Medical secretaries	260	15.38	\$13.47	\$28,012	4.64	\$8.93	\$10.88	\$12.95	\$14.68	\$20.13	\$18,565	\$22,623	\$26,940	\$30,536	\$41,873
43-6014	Secretaries, except legal, medical, and executive	1,300	6.15	\$14.40	\$29,960	1.77	\$8.75	\$10.85	\$14.33	\$17.39	\$20.60	\$18,202	\$22,560	\$29,803	\$36,181	\$42,855
43-9011	Computer operators	20	23.54	\$18.92	\$39,358	1.97	\$13.95	\$16.38	\$19.24	\$21.58	\$22.99	\$29,021	\$34,065	\$40,019	\$44,889	\$47,811
43-9021	Data entry keyers	90	11.13	\$12.05	\$25,066	5.07	\$8.25	\$9.17	\$11.67	\$14.73	\$17.15	\$17,162	\$19,069	\$24,280	\$30,641	\$35,676
43-9051	Mail clerks and mail machine operators, except postal service	20	23.02	\$10.43	\$21,688	3.67	\$8.34	\$9.40	\$10.51	\$11.52	\$12.96	\$17,352	\$19,544	\$21,859	\$23,969	\$26,963
43-9061	Office clerks, general	500	11.08	\$12.70	\$26,418	3.22	\$8.21	\$9.06	\$12.09	\$15.00	\$18.17	\$17,070	\$18,838	\$25,156	\$31,194	\$37,790
43-9071	Office machine operators, except computer	30	34.48	\$14.06	\$29,244	5.72	\$8.54	\$10.05	\$14.12	\$17.00	\$18.55	\$17,753	\$20,909	\$29,367	\$35,355	\$38,588
43-9199	Office and administrative support workers, all other	30	21.19	\$14.47	\$30,090	4.61	\$8.18	\$8.99	\$16.05	\$18.63	\$20.65	\$17,015	\$18,700	\$33,393	\$38,760	\$42,953
47-0000	Construction and extraction	2,340	7.40	\$19.94	\$41,466	2.84	\$10.86	\$14.77	\$18.35	\$24.33	\$29.93	\$22,595	\$30,721	\$38,158	\$50,606	\$62,247
47-1011	First-line supervisors/managers of construction trades and extraction workers	230	16.51	\$30.28	\$62,975	7.20	\$17.84	\$21.51	\$27.59	\$35.22	\$51.08	\$37,104	\$44,741	\$57,395	\$73,263	\$106,241
47-2031	Carpenters	250	16.19	\$18.86	\$39,235	4.74	\$13.22	\$15.82	\$19.10	\$21.94	\$24.89	\$27,498	\$32,898	\$39,718	\$45,625	\$51,761
47-2051	Cement masons and concrete finishers	190	24.58	\$18.46	\$38,395	13.42	\$10.46	\$13.26	\$17.31	\$24.80	\$27.56	\$21,756	\$27,586	\$36,008	\$51,591	\$57,332
47-2061	Construction laborers	320	19.46	\$14.47	\$30,102	4.99	\$9.38	\$10.99	\$13.75	\$17.06	\$20.10	\$19,515	\$22,859	\$28,600	\$35,484	\$41,813
47-2071	Paving, surfacing, and tamping equipment operators	40	18.71	\$16.34	\$33,995	3.96	\$12.64	\$14.06	\$16.14	\$18.09	\$21.03	\$26,283	\$29,250	\$33,568	\$37,619	\$43,742
47-2073	Operating engineers and other construction equipment operators	230	29.61	\$20.12	\$41,842	3.52	\$14.95	\$16.36	\$18.89	\$23.24	\$27.52	\$31,088	\$34,038	\$39,296	\$48,339	\$57,237
47-2081	Drywall and ceiling tile installers	50	31.18	\$17.52	\$36,451	7.41	\$13.60	\$15.29	\$17.01	\$19.61	\$22.51	\$28,278	\$31,795	\$35,378	\$40,783	\$46,817
47-2111	Electricians	260	10.18	\$23.96	\$49,832	4.03	\$15.48	\$18.92	\$23.69	\$27.99	\$34.60	\$32,202	\$39,354	\$49,282	\$58,225	\$71,972
47-2121	Glaziers	60	48.25	\$15.60	\$32,444	3.28	\$10.61	\$12.57	\$15.56	\$18.59	\$21.28	\$22,071	\$26,136	\$32,360	\$38,677	\$44,259
47-2141	Painters, construction and maintenance	60	23.77	\$17.10	\$35,569	5.05	\$12.69	\$15.34	\$16.78	\$18.21	\$22.52	\$26,401	\$31,917	\$34,898	\$37,879	\$46,838
47-2152	Plumbers, pipefitters, and steamfitters	190	31.80	\$25.46	\$52,950	4.41	\$16.27	\$20.52	\$25.41	\$30.75	\$35.32	\$33,848	\$42,673	\$52,852	\$63,964	\$73,465
47-2181	Roofers	80	16.72	\$13.03	\$27,103	17.22	\$8.10	\$8.79	\$10.68	\$16.32	\$18.47	\$16,847	\$18,281	\$22,218	\$33,942	\$38,410
47-2211	Sheet metal workers	90	36.08	\$18.98	\$39,479	11.68	\$9.79	\$11.32	\$17.63	\$25.88	\$28.96	\$20,362	\$23,543	\$36,672	\$53,827	\$60,246
47-2221	Structural iron and steel workers	#	#	\$16.72	\$34,769	3.35	\$13.92	\$15.42	\$16.76	\$18.10	\$20.01	\$28,950	\$32,071	\$34,855	\$37,639	\$41,626
47-3015	Helpers--pipelayers, plumbers, pipefitters, and steamfitters	#	#	\$11.48	\$23,881	7.06	\$9.26	\$9.81	\$10.66	\$11.51	\$16.72	\$19,263	\$20,397	\$22,172	\$23,947	\$34,769
47-4011	Construction and building inspectors	30	10.58	\$25.48	\$53,003	4.50	\$17.73	\$20.69	\$24.87	\$28.53	\$35.55	\$36,882	\$43,032	\$51,726	\$59,337	\$73,950
47-4071	Septic tank servicers and sewer pipe cleaners	30	27.04	\$13.99	\$29,094	5.73	\$10.18	\$11.58	\$13.51	\$16.24	\$18.59	\$21,185	\$24,079	\$28,093	\$33,773	\$38,665
47-4099	Construction and related workers, all other	20	34.89	\$19.09	\$39,710	6.99	\$12.55	\$13.78	\$16.57	\$24.53	\$30.70	\$26,108	\$28,669	\$34,465	\$51,030	\$63,866
49-0000	Installation, maintenance, and repair	2,350	8.44	\$20.46	\$42,547	2.98	\$10.53	\$13.67	\$19.29	\$26.22	\$32.96	\$21,906	\$28,442	\$40,114	\$54,546	\$68,563
49-1011	First-line supervisors/managers of mechanics, installers, and repairers	270	16.18	\$29.22	\$60,778	2.68	\$20.22	\$24.32	\$28.46	\$33.98	\$40.43	\$42,054	\$50,580	\$59,192	\$70,685	\$84,094
49-2011	Computer, automated teller, and office machine repairers	40	43.85	\$16.42	\$34,145	6.26	\$8.76	\$11.51	\$15.34	\$21.80	\$26.22	\$18,226	\$23,940	\$31,897	\$45,347	\$54,543

Data unavailable

Occupational Code	Occupational Title	Employment Estimate	Employment Percentage Relative Standard Error	Average Hourly Wage	Average Annual Wage	Wage Percentage Relative Standard Error	10th Percentile (Hourly)	25th Percentile (Hourly)	50th Percentile (Hourly)	75th Percentile (Hourly)	90th Percentile (Hourly)	10th Percentile (Annual)	25th Percentile (Annual)	50th Percentile (Annual)	75th Percentile (Annual)	90th Percentile (Annual)
49-2022	Telecommunications equipment installers and repairers, except line installers	40	10.04	\$25.04	\$52,089	5.69	\$13.38	\$19.24	\$25.97	\$32.35	\$34.92	\$27,830	\$40,028	\$54,023	\$67,296	\$72,626
49-3023	Automotive service technicians and mechanics	270	33.73	\$16.04	\$33,367	5.31	\$10.17	\$12.49	\$14.60	\$18.71	\$24.75	\$21,161	\$25,977	\$30,362	\$38,908	\$51,475
49-3031	Bus and truck mechanics and diesel engine specialists	90	22.82	\$18.75	\$38,992	5.19	\$11.37	\$14.33	\$18.54	\$22.57	\$27.24	\$23,648	\$29,806	\$38,564	\$46,948	\$56,664
49-3042	Mobile heavy equipment mechanics, except engines	#	#	\$21.00	\$43,684	3.01	\$16.01	\$17.63	\$20.80	\$24.13	\$27.45	\$33,291	\$36,672	\$43,264	\$50,189	\$57,103
49-3093	Tire repairers and changers	#	#	\$13.86	\$28,824	9.78	\$9.82	\$11.26	\$13.21	\$15.63	\$20.38	\$20,432	\$23,421	\$27,472	\$32,517	\$42,384
49-9012	Control and valve installers and repairers, except mechanical door	70	32.03	\$24.47	\$50,906	4.86	\$17.49	\$21.02	\$24.92	\$27.98	\$31.83	\$36,380	\$43,719	\$51,826	\$58,206	\$66,216
49-9021	Heating, air conditioning, and refrigeration mechanics and installers	70	25.14	\$20.41	\$42,451	5.86	\$13.56	\$17.48	\$20.68	\$23.02	\$27.44	\$28,208	\$36,356	\$43,008	\$47,885	\$57,082
49-9041	Industrial machinery mechanics	210	11.68	\$25.94	\$53,960	6.63	\$18.58	\$21.94	\$25.80	\$30.63	\$34.83	\$38,645	\$45,637	\$53,657	\$63,711	\$72,437
49-9043	Maintenance workers, machinery	40	25.51	\$20.65	\$42,943	10.78	\$12.13	\$14.26	\$23.34	\$26.83	\$28.71	\$25,237	\$29,653	\$48,543	\$55,810	\$59,720
49-9051	Electrical power-line installers and repairers	#	#	\$30.98	\$64,432	10.58	\$16.12	\$26.81	\$32.78	\$37.59	\$42.52	\$33,532	\$55,772	\$68,179	\$78,191	\$88,442
49-9062	Medical equipment repairers	20	37.95	\$14.33	\$29,801	8.97	\$10.23	\$11.50	\$13.40	\$16.14	\$20.13	\$21,274	\$23,922	\$27,862	\$33,568	\$41,870
49-9071	Maintenance and repair workers, general	540	8.23	\$15.37	\$31,965	2.38	\$9.90	\$11.29	\$14.01	\$18.33	\$23.64	\$20,597	\$23,487	\$29,145	\$38,136	\$49,175
49-9099	Installation, maintenance, and repair workers, all other	50	22.80	\$13.77	\$28,636	9.01	\$8.01	\$8.56	\$9.97	\$20.86	\$22.12	\$16,659	\$17,811	\$20,738	\$43,390	\$46,007
51-0000	Production	2,790	15.14	\$17.22	\$35,827	3.71	\$9.54	\$12.11	\$16.47	\$20.71	\$25.94	\$19,841	\$25,198	\$34,256	\$43,075	\$53,964
51-1011	First-line supervisors/managers of production and operating workers	180	17.26	\$30.65	\$63,755	3.00	\$16.00	\$22.42	\$31.22	\$37.37	\$46.10	\$33,281	\$46,633	\$64,934	\$77,738	\$95,891
51-2041	Structural metal fabricators and fitters	90	16.82	\$13.62	\$28,321	6.19	\$9.99	\$10.83	\$12.94	\$16.15	\$18.39	\$20,784	\$22,521	\$26,924	\$33,593	\$38,252
51-2092	Team assemblers	#	#	\$13.09	\$27,227	2.18	\$9.33	\$10.67	\$12.77	\$14.98	\$17.98	\$19,414	\$22,184	\$26,561	\$31,159	\$37,391
51-2099	Assemblers and fabricators, all other	#	#	\$14.09	\$29,312	3.32	\$10.09	\$11.91	\$13.68	\$15.93	\$17.82	\$20,979	\$24,783	\$28,458	\$33,141	\$37,072
51-3011	Bakers	60	11.00	\$12.39	\$25,771	9.24	\$8.80	\$10.04	\$11.75	\$13.98	\$18.11	\$18,303	\$20,875	\$24,441	\$29,070	\$37,677
51-3021	Butchers and meat cutters	70	30.91	\$12.97	\$26,973	7.70	\$8.19	\$9.02	\$11.42	\$17.28	\$20.90	\$17,040	\$18,763	\$23,760	\$35,952	\$43,477
51-3099	Food processing workers, all other	30	34.58	\$12.29	\$25,553	6.65	\$8.31	\$9.31	\$11.39	\$15.82	\$17.56	\$17,281	\$19,366	\$23,683	\$32,902	\$36,515
51-4031	Cutting, punching, and press machine setters, operators, and tenders, metal and plastic	30	41.72	\$16.09	\$33,461	9.86	\$12.22	\$13.06	\$14.47	\$19.86	\$21.96	\$25,410	\$27,168	\$30,098	\$41,312	\$45,676
51-4041	Machinists	60	11.85	\$15.96	\$33,205	4.63	\$10.67	\$12.37	\$15.26	\$19.35	\$22.00	\$22,191	\$25,738	\$31,742	\$40,251	\$45,758
51-4121	Welders, cutters, solderers, and brazers	100	32.27	\$16.11	\$33,516	5.93	\$11.54	\$12.72	\$14.31	\$19.05	\$22.86	\$24,008	\$26,466	\$29,774	\$39,629	\$47,549
51-5112	Printing press operators	50	29.78	\$17.33	\$36,046	7.92	\$11.75	\$13.66	\$16.60	\$21.27	\$25.37	\$24,432	\$28,417	\$34,525	\$44,234	\$52,776
51-6011	Laundry and dry-cleaning workers	170	28.72	\$9.12	\$18,974	3.11	\$7.92	\$8.35	\$9.06	\$10.11	\$11.23	\$16,481	\$17,365	\$18,840	\$21,034	\$23,362
51-7021	Furniture finishers	20	43.21	\$15.22	\$31,652	6.79	\$9.99	\$10.88	\$15.89	\$18.68	\$21.19	\$20,777	\$22,638	\$33,049	\$38,864	\$44,079
51-8031	Water and liquid waste treatment plant and system operators	80	8.64	\$22.12	\$46,012	2.66	\$15.48	\$18.55	\$21.51	\$26.04	\$30.65	\$32,200	\$38,581	\$44,749	\$54,173	\$63,755
51-9061	Inspectors, testers, sorters, samplers, and weighers	220	12.34	\$19.01	\$39,545	5.68	\$12.16	\$16.36	\$19.61	\$21.50	\$22.63	\$25,299	\$34,035	\$40,798	\$44,721	\$47,075
51-9081	Dental laboratory technicians	#	#	\$21.02	\$43,715	23.23	\$11.11	\$15.89	\$17.91	\$30.61	\$34.27	\$23,113	\$33,052	\$37,255	\$63,673	\$71,287
51-9083	Ophthalmic laboratory technicians	90	23.20	\$18.54	\$38,568	13.04	\$10.94	\$14.25	\$18.34	\$22.92	\$26.91	\$22,747	\$29,647	\$38,153	\$47,682	\$55,982
51-9111	Packaging and filling machine operators and tenders	#	#	\$15.60	\$32,453	2.83	\$10.40	\$12.18	\$15.64	\$17.84	\$21.34	\$21,635	\$25,344	\$32,522	\$37,116	\$44,380
51-9151	Photographic process workers and processing machine operators	30	21.97	\$12.21	\$25,400	6.99	\$8.75	\$9.98	\$11.32	\$14.12	\$17.49	\$18,202	\$20,760	\$23,542	\$29,377	\$36,385
51-9198	Helpers--production workers	60	19.03	#	#	#	#	#	#	#	#	#	#	#	#	#
53-0000	Transportation and material moving	2,650	7.83	\$15.29	\$31,801	5.20	\$8.37	\$9.53	\$13.48	\$18.49	\$21.96	\$17,403	\$19,817	\$28,029	\$38,467	\$45,679
53-1021	First-line supervisors/managers of helpers, laborers, and material movers, hand	30	16.87	\$27.22	\$56,624	9.47	\$13.63	\$20.62	\$29.47	\$34.41	\$40.17	\$28,356	\$42,898	\$61,306	\$71,577	\$83,549
53-1031	First-line supervisors/managers of transportation and material-moving machine and vehicle operators	60	15.44	\$27.45	\$57,089	4.60	\$15.46	\$19.22	\$29.14	\$33.70	\$40.07	\$32,157	\$39,986	\$60,611	\$70,090	\$83,336

Data unavailable

Occupational Code	Occupational Title	Employment Estimate	Employment Percentage Relative Standard Error	Average Hourly Wage	Average Annual Wage	Wage Percentage Relative Standard Error	10th Percentile (Hourly)	25th Percentile (Hourly)	50th Percentile (Hourly)	75th Percentile (Hourly)	90th Percentile (Hourly)	10th Percentile (Annual)	25th Percentile (Annual)	50th Percentile (Annual)	75th Percentile (Annual)	90th Percentile (Annual)
53-3031	Driver/sales workers	350	43.49	\$11.13	\$23,147	7.01	\$7.96	\$8.45	\$9.27	\$14.00	\$17.70	\$16,566	\$17,577	\$19,276	\$29,130	\$36,810
53-3032	Truck drivers, heavy and tractor-trailer	320	20.20	\$22.30	\$46,379	16.32	\$11.85	\$13.51	\$16.03	\$18.25	\$61.89	\$24,655	\$28,092	\$33,353	\$37,969	\$128,730
53-3033	Truck drivers, light or delivery services	260	15.88	\$11.48	\$23,881	4.66	\$8.09	\$8.75	\$10.36	\$12.92	\$17.41	\$16,818	\$18,209	\$21,545	\$26,879	\$36,214
53-3041	Taxi drivers and chauffeurs	20	32.01	\$11.79	\$24,524	8.15	\$8.09	\$8.77	\$11.91	\$14.17	\$16.84	\$16,827	\$18,232	\$24,768	\$29,470	\$35,020
53-3099	Motor vehicle operators, all other	#	#	\$11.49	\$23,894	29.87	\$7.87	\$8.21	\$8.78	\$16.68	\$21.09	\$16,364	\$17,074	\$18,256	\$34,701	\$43,866
53-6031	Service station attendants	60	11.88	\$10.13	\$21,060	2.37	\$8.14	\$8.88	\$10.14	\$11.26	\$12.32	\$16,925	\$18,475	\$21,098	\$23,429	\$25,630
53-7051	Industrial truck and tractor operators	160	14.58	\$15.27	\$31,752	9.73	\$8.66	\$10.30	\$14.59	\$20.11	\$21.98	\$18,022	\$21,414	\$30,340	\$41,834	\$45,716
53-7061	Cleaners of vehicles and equipment	100	27.73	\$9.79	\$20,361	5.69	\$7.98	\$8.49	\$9.34	\$11.04	\$13.02	\$16,602	\$17,668	\$19,437	\$22,966	\$27,074
53-7062	Laborers and freight, stock, and material movers, hand	750	12.08	\$15.04	\$31,286	7.83	\$9.02	\$10.68	\$14.62	\$19.62	\$21.60	\$18,762	\$22,214	\$30,404	\$40,812	\$44,933
53-7064	Packers and packagers, hand	140	13.49	\$12.43	\$25,864	13.51	\$8.10	\$8.80	\$13.06	\$15.90	\$17.32	\$16,857	\$18,307	\$27,162	\$33,078	\$36,034
53-7081	Refuse and recyclable material collectors	100	18.54	\$13.56	\$28,213	5.28	\$8.82	\$10.50	\$13.65	\$16.40	\$18.15	\$18,348	\$21,838	\$28,401	\$34,109	\$37,752
53-7199	Material moving workers, all other	#	#	\$20.53	\$42,707	4.13	\$18.62	\$19.37	\$20.86	\$20.87	\$21.67	\$38,724	\$40,284	\$43,393	\$43,405	\$45,082

Data unavailable

Occupational Code	Occupational Title	Employment Estimate	Employment Percentage Relative Standard Error	Average Hourly Wage	Average Annual Wage	Wage Percentage Relative Standard Error	10th Percentile (Hourly)	25th Percentile (Hourly)	50th Percentile (Hourly)	75th Percentile (Hourly)	90th Percentile (Hourly)	10th Percentile (Annual)	25th Percentile (Annual)	50th Percentile (Annual)	75th Percentile (Annual)	90th Percentile (Annual)
00-0000	All occupations	66,220	2.77	\$16.84	\$35,032	1.81	\$8.41	\$9.66	\$13.87	\$20.30	\$28.95	\$17,492	\$20,102	\$28,842	\$42,224	\$60,206
11-0000	Management	2,560	5.72	\$34.32	\$71,389	3.27	\$15.03	\$22.19	\$31.53	\$41.31	\$54.59	\$31,255	\$46,148	\$65,587	\$85,917	\$113,551
11-1011	Chief executives	60	26.87	\$38.16	\$79,374	4.06	\$16.09	\$18.04	\$41.89	\$51.47	\$56.81	\$33,471	\$37,528	\$87,132	\$107,067	\$118,171
11-1021	General and operations managers	1,010	6.44	\$41.55	\$86,416	3.72	\$19.61	\$26.31	\$35.37	\$45.41	\$72.96	\$40,784	\$54,733	\$73,573	\$94,449	\$151,747
11-1031	Legislators	250	47.52	#	\$30,594	5.25	#	#	#	#	#	\$16,691	\$17,891	\$20,062	\$41,393	\$57,896
11-2022	Sales managers	20	26.59	\$42.30	\$87,975	11.69	\$24.74	\$26.96	\$36.33	\$45.35	\$65.51	\$51,466	\$56,072	\$75,571	\$94,326	\$136,268
11-3011	Administrative services managers	70	5.52	\$34.00	\$70,730	5.43	\$19.25	\$26.14	\$34.75	\$42.34	\$46.57	\$40,039	\$54,376	\$72,270	\$88,077	\$96,859
11-3021	Computer and information systems managers	30	16.54	\$45.06	\$93,731	4.24	\$26.22	\$38.38	\$45.42	\$54.13	\$63.24	\$54,528	\$79,830	\$94,482	\$112,593	\$131,544
11-3031	Financial managers	120	15.02	\$38.75	\$80,605	7.05	\$20.61	\$24.65	\$33.71	\$52.05	\$65.22	\$42,866	\$51,264	\$70,113	\$108,256	\$135,661
11-3051	Industrial production managers	20	31.06	\$45.82	\$95,315	3.35	\$27.41	\$32.65	\$49.30	\$57.11	\$66.25	\$57,008	\$67,912	\$102,534	\$118,790	\$137,791
11-3121	Human resources managers	20	23.12	\$40.73	\$84,723	8.51	\$25.21	\$28.24	\$34.60	\$52.41	\$66.69	\$52,428	\$58,746	\$71,976	\$109,012	\$138,707
11-9021	Construction managers	70	11.08	\$37.80	\$78,616	9.04	\$24.13	\$29.86	\$37.01	\$44.49	\$54.12	\$50,192	\$62,101	\$76,979	\$92,546	\$112,577
11-9031	Education administrators, preschool and child care center/program	40	32.32	\$23.24	\$48,349	4.26	\$16.75	\$19.47	\$22.66	\$26.97	\$31.14	\$34,836	\$40,492	\$47,137	\$56,097	\$64,777
11-9032	Education administrators, elementary and secondary school	230	3.66	#	\$64,445	3.73	#	#	#	#	#	\$43,973	\$53,953	\$66,359	\$74,414	\$85,186
11-9033	Education administrators, postsecondary	110	25.48	\$29.32	\$60,976	7.92	\$15.19	\$20.25	\$26.92	\$38.99	\$44.87	\$31,586	\$42,122	\$55,988	\$81,092	\$93,338
11-9051	Food service managers	30	18.49	\$24.63	\$51,223	10.91	\$12.62	\$14.26	\$20.69	\$25.44	\$52.87	\$26,256	\$29,665	\$43,041	\$52,918	\$109,965
11-9081	Lodging managers	#	#	\$22.51	\$46,830	17.23	\$15.68	\$17.13	\$23.71	\$27.48	\$29.58	\$32,612	\$35,621	\$49,321	\$57,169	\$61,529
11-9111	Medical and health services managers	180	11.64	\$35.09	\$72,986	2.88	\$23.91	\$27.87	\$34.12	\$40.83	\$46.14	\$49,743	\$57,960	\$70,966	\$84,924	\$95,970
11-9121	Natural sciences managers	20	15.33	\$43.43	\$90,332	2.91	\$36.38	\$37.50	\$41.44	\$48.51	\$55.78	\$75,675	\$77,992	\$86,205	\$100,902	\$116,031
11-9131	Postmasters and mail superintendents	120	0.00	\$24.62	\$51,218	0.82	\$12.65	\$18.19	\$24.91	\$29.16	\$33.91	\$26,316	\$37,832	\$51,805	\$60,663	\$70,532
11-9151	Social and community service managers	70	13.00	\$26.12	\$54,323	3.25	\$17.21	\$20.58	\$25.19	\$29.30	\$37.17	\$35,793	\$42,812	\$52,395	\$60,948	\$77,313
11-9161	Emergency management directors	30	15.99	\$22.28	\$46,350	4.17	\$13.57	\$16.56	\$20.51	\$25.43	\$37.55	\$28,226	\$34,451	\$42,667	\$52,899	\$78,095
11-9199	Managers, all other	120	10.59	\$29.67	\$61,710	4.35	\$14.70	\$18.70	\$29.84	\$40.28	\$44.95	\$30,570	\$38,899	\$62,075	\$83,789	\$93,496
13-0000	Business and financial operations	2,100	6.18	\$25.61	\$53,278	2.57	\$12.98	\$16.26	\$22.22	\$30.70	\$42.79	\$27,005	\$33,830	\$46,218	\$63,865	\$88,996
13-1022	Wholesale and retail buyers, except farm products	20	35.42	\$19.04	\$39,607	14.35	\$13.28	\$14.96	\$16.73	\$18.57	\$31.46	\$27,622	\$31,113	\$34,806	\$38,627	\$65,445
13-1023	Purchasing agents, except wholesale, retail, and farm products	50	11.98	\$20.98	\$43,631	3.89	\$12.99	\$15.09	\$19.80	\$23.78	\$32.73	\$27,013	\$31,391	\$41,184	\$49,460	\$68,072
13-1031	Claims adjusters, examiners, and investigators	40	22.05	\$30.09	\$62,588	8.06	\$15.77	\$18.04	\$30.35	\$34.95	\$48.51	\$32,802	\$37,532	\$63,129	\$72,703	\$100,910
13-1041	Compliance officers, except agriculture, construction, health and safety, and transportation	180	9.71	\$24.76	\$51,504	2.94	\$15.70	\$17.99	\$23.63	\$29.55	\$34.85	\$32,646	\$37,414	\$49,142	\$61,456	\$72,487
13-1051	Cost estimators	50	18.51	\$25.15	\$52,305	5.89	\$15.31	\$17.99	\$24.05	\$30.64	\$36.82	\$31,851	\$37,421	\$50,014	\$63,723	\$76,595
13-1071	Employment, recruitment, and placement specialists	100	11.55	\$23.95	\$49,825	3.93	\$14.73	\$17.60	\$22.00	\$29.49	\$37.83	\$30,629	\$36,604	\$45,757	\$61,329	\$78,676
13-1081	Logisticians	20	28.69	\$45.55	\$94,744	9.80	\$23.85	\$32.11	\$49.93	\$60.06	\$67.56	\$49,605	\$66,786	\$103,847	\$124,925	\$140,521
13-1111	Management analysts	30	30.78	\$27.32	\$56,823	13.21	\$16.21	\$17.94	\$21.65	\$38.76	\$51.50	\$33,724	\$37,316	\$45,032	\$80,628	\$107,124
13-1131	Fundraisers	20	41.98	\$13.35	\$27,776	8.28	\$7.92	\$8.33	\$9.02	\$21.45	\$26.79	\$16,467	\$17,330	\$18,769	\$44,623	\$55,723
13-1151	Training and development specialists	#	#	\$24.17	\$50,281	3.57	\$12.59	\$13.78	\$16.84	\$28.87	\$52.46	\$26,183	\$28,656	\$35,023	\$60,046	\$109,116
13-1161	Market research analysts	60	18.25	\$24.99	\$51,973	6.59	\$13.05	\$16.53	\$24.49	\$30.24	\$39.51	\$27,148	\$34,373	\$50,942	\$62,897	\$82,171
13-1199	Business operations specialists, all other	450	9.18	\$23.50	\$48,885	4.57	\$11.74	\$14.85	\$20.98	\$30.62	\$38.58	\$24,429	\$30,886	\$43,639	\$63,687	\$80,239
13-2011	Accountants and auditors	400	12.17	\$29.89	\$62,171	6.28	\$15.90	\$19.03	\$23.67	\$30.85	\$50.99	\$33,072	\$39,575	\$49,224	\$64,173	\$106,065
13-2021	Appraisers and assessors of real estate	120	21.34	\$16.54	\$34,401	11.57	\$8.86	\$12.18	\$14.75	\$18.56	\$27.45	\$18,439	\$25,327	\$30,680	\$38,609	\$57,106
13-2071	Loan counselors	20	29.69	\$26.26	\$54,617	16.61	\$15.30	\$17.84	\$22.21	\$37.09	\$41.79	\$31,815	\$37,115	\$46,198	\$77,156	\$86,919
13-2072	Loan officers	370	11.25	\$27.81	\$57,844	6.53	\$14.17	\$17.93	\$25.09	\$36.12	\$44.27	\$29,484	\$37,300	\$52,191	\$75,134	\$92,091
13-2081	Tax examiners, collectors, and revenue agents	20	28.71	\$18.78	\$39,063	10.04	\$12.45	\$13.58	\$18.27	\$21.99	\$28.89	\$25,891	\$28,246	\$38,001	\$45,744	\$60,088
13-2099	Financial specialists, all other	30	47.26	\$21.67	\$45,080	22.42	\$13.85	\$16.07	\$19.41	\$27.63	\$33.16	\$28,804	\$33,422	\$40,374	\$57,463	\$68,977
15-0000	Computer and mathematical	480	14.01	\$30.39	\$63,205	10.52	\$12.81	\$16.37	\$24.90	\$34.71	\$54.77	\$26,638	\$34,050	\$51,783	\$72,187	\$113,917
15-1132	Computer software engineers, applications	100	30.73	\$41.01	\$85,305	17.57	\$13.18	\$16.69	\$33.27	\$60.65	\$70.04	\$27,405	\$34,710	\$69,195	\$126,146	\$145,673
15-1141	Database administrators	20	38.72	\$26.98	\$56,109	10.71	\$15.58	\$18.78	\$25.88	\$28.69	\$43.47	\$32,412	\$39,064	\$53,830	\$59,667	\$90,426

Data unavailable

Occupational Code	Occupational Title	Employment Estimate	Employment Percentage Relative Standard Error	Average Hourly Wage	Average Annual Wage	Wage Percentage Relative Standard Error	10th Percentile (Hourly)	25th Percentile (Hourly)	50th Percentile (Hourly)	75th Percentile (Hourly)	90th Percentile (Hourly)	10th Percentile (Annual)	25th Percentile (Annual)	50th Percentile (Annual)	75th Percentile (Annual)	90th Percentile (Annual)
15-1142	Network and computer systems administrators	130	11.43	\$28.02	\$58,280	6.51	\$13.83	\$19.61	\$25.86	\$33.37	\$41.86	\$28,759	\$40,792	\$53,791	\$69,401	\$87,058
15-1151	Computer support specialists	100	9.73	\$16.73	\$34,792	3.40	\$9.25	\$12.65	\$16.18	\$20.58	\$25.80	\$19,242	\$26,314	\$33,660	\$42,809	\$53,663
15-1152	Computer network support specialists	60	25.93	\$20.90	\$43,464	7.39	\$12.93	\$14.63	\$17.68	\$25.37	\$33.99	\$26,903	\$30,437	\$36,765	\$52,771	\$70,699
15-1199	Computer, all other	20	8.73	\$32.66	\$67,928	3.56	\$23.68	\$28.09	\$31.16	\$35.96	\$44.17	\$49,256	\$58,426	\$64,806	\$74,801	\$91,865
17-0000	Architecture and engineering	370	15.99	\$32.98	\$68,605	5.86	\$15.77	\$22.17	\$30.45	\$40.57	\$53.87	\$32,806	\$46,122	\$63,328	\$84,383	\$112,060
17-1022	Surveyors	20	4.54	\$19.26	\$40,069	14.08	\$9.92	\$14.64	\$17.00	\$26.54	\$32.35	\$20,637	\$30,445	\$35,354	\$55,194	\$67,289
17-2051	Civil engineers	90	17.93	\$32.32	\$67,233	4.49	\$20.45	\$23.27	\$31.92	\$40.80	\$45.91	\$42,539	\$48,411	\$66,395	\$84,861	\$95,486
17-2072	Electronics engineers, except computer	50	20.72	\$38.37	\$79,812	7.66	\$30.32	\$32.24	\$35.43	\$41.69	\$57.35	\$63,074	\$67,054	\$73,687	\$86,718	\$119,298
17-2141	Mechanical engineers	20	49.12	\$46.60	\$96,923	6.75	\$28.06	\$42.12	\$50.09	\$54.73	\$57.51	\$58,364	\$87,602	\$104,183	\$113,836	\$119,628
17-3022	Civil engineering technicians	20	0.00	\$26.15	\$54,383	2.95	\$16.92	\$20.75	\$27.11	\$32.03	\$34.65	\$35,190	\$43,158	\$56,397	\$66,618	\$72,079
17-3029	Engineering technicians, except drafters, all other	30	44.95	\$28.08	\$58,403	3.39	\$21.30	\$24.15	\$29.16	\$32.26	\$35.23	\$44,313	\$50,226	\$60,646	\$67,091	\$73,279
17-3031	Surveying and mapping technicians	#	#	\$20.66	\$42,971	6.33	\$12.37	\$14.30	\$18.61	\$25.53	\$32.35	\$25,724	\$29,749	\$38,707	\$53,112	\$67,285
19-0000	Life, physical, and social science	490	6.32	\$25.25	\$52,517	1.81	\$13.45	\$16.91	\$24.72	\$32.49	\$37.49	\$27,979	\$35,169	\$51,423	\$67,571	\$77,988
19-1023	Zoologists and wildlife biologists	50	0.00	\$31.16	\$64,805	2.18	\$24.10	\$26.89	\$31.13	\$34.96	\$38.72	\$50,138	\$55,935	\$64,760	\$72,715	\$80,535
19-1029	Biological scientists, all other	40	0.00	\$28.55	\$59,387	1.57	\$13.46	\$24.33	\$30.36	\$34.19	\$39.70	\$27,990	\$50,612	\$63,144	\$71,110	\$82,573
19-1031	Conservation scientists	80	0.00	\$29.72	\$61,819	0.89	\$19.28	\$25.10	\$30.29	\$35.87	\$38.59	\$40,100	\$52,202	\$63,012	\$74,613	\$80,268
19-2041	Environmental scientists and specialists, including health	20	41.52	\$27.25	\$56,688	10.48	\$12.86	\$19.06	\$26.84	\$38.38	\$40.78	\$26,747	\$39,642	\$55,823	\$79,833	\$84,822
19-2042	Geoscientists, except hydrologists and geographers	#	#	\$29.46	\$61,286	3.03	\$20.67	\$23.13	\$31.67	\$34.38	\$36.29	\$43,003	\$48,112	\$65,868	\$71,517	\$75,480
19-3031	Clinical, counseling, and school psychologists	40	9.57	\$39.19	\$81,519	5.99	\$25.17	\$31.75	\$38.69	\$42.89	\$45.43	\$52,361	\$66,036	\$80,470	\$89,210	\$94,502
19-3051	Urban and regional planners	20	9.11	\$21.14	\$43,980	3.96	\$13.55	\$16.03	\$20.83	\$26.19	\$29.01	\$28,179	\$33,339	\$43,337	\$54,477	\$60,340
19-4021	Biological technicians	60	0.00	\$17.04	\$35,442	1.42	\$9.78	\$11.99	\$16.56	\$21.30	\$24.24	\$20,339	\$24,934	\$34,442	\$44,301	\$50,429
19-4091	Environmental science and protection technicians, including health	20	16.49	\$22.47	\$46,733	8.87	\$13.02	\$17.67	\$23.49	\$27.27	\$30.93	\$27,091	\$36,764	\$48,866	\$56,718	\$64,344
19-4093	Forest and conservation technicians	110	16.03	\$17.19	\$35,757	1.89	\$11.98	\$13.45	\$15.56	\$19.90	\$24.34	\$24,928	\$27,985	\$32,362	\$41,388	\$50,624
21-0000	Community and social services	1,870	5.82	\$17.62	\$36,655	4.05	\$9.30	\$11.75	\$16.67	\$21.89	\$27.86	\$19,341	\$24,441	\$34,677	\$45,537	\$57,941
21-1011	Substance abuse and behavioral disorder counselors	110	21.48	\$19.06	\$39,654	4.77	\$12.20	\$15.68	\$17.87	\$22.79	\$27.74	\$25,378	\$32,624	\$37,164	\$47,399	\$57,704
21-1012	Educational, vocational, and school counselors	220	12.87	\$19.40	\$40,350	2.81	\$12.97	\$15.90	\$19.05	\$22.50	\$26.67	\$26,983	\$33,068	\$39,625	\$46,796	\$55,476
21-1013	Marriage and family therapists	20	17.97	\$18.23	\$37,912	4.64	\$14.99	\$16.29	\$18.39	\$20.62	\$22.15	\$31,175	\$33,873	\$38,249	\$42,884	\$46,064
21-1014	Mental health counselors	220	6.07	\$16.66	\$34,661	6.10	\$8.68	\$10.33	\$15.74	\$20.69	\$25.81	\$18,055	\$21,494	\$32,731	\$43,041	\$53,686
21-1015	Rehabilitation counselors	240	35.10	\$13.30	\$27,662	6.58	\$8.25	\$9.18	\$10.79	\$15.47	\$23.62	\$17,169	\$19,086	\$22,445	\$32,186	\$49,125
21-1021	Child, family, and school social workers	330	7.72	\$16.77	\$34,880	2.97	\$9.82	\$12.31	\$15.58	\$19.90	\$25.97	\$20,431	\$25,603	\$32,401	\$41,384	\$54,011
21-1022	Medical and public health social workers	100	13.66	\$19.37	\$40,292	4.55	\$11.95	\$13.30	\$17.05	\$25.02	\$28.93	\$24,849	\$27,672	\$35,459	\$52,052	\$60,176
21-1023	Mental health and substance abuse social workers	60	22.89	\$16.14	\$33,563	3.41	\$11.05	\$12.65	\$14.39	\$18.61	\$25.65	\$22,980	\$26,316	\$29,938	\$38,710	\$53,344
21-1029	Social workers, all other	50	19.22	\$23.12	\$48,096	4.63	\$16.02	\$19.47	\$23.59	\$27.12	\$29.22	\$33,326	\$40,499	\$49,067	\$56,400	\$60,787
21-1091	Health educators	50	35.15	\$17.36	\$36,111	6.03	\$10.69	\$13.08	\$16.30	\$19.94	\$25.57	\$22,241	\$27,197	\$33,897	\$41,474	\$53,182
21-1093	Social and human service assistants	200	15.61	\$13.23	\$27,508	2.71	\$8.69	\$10.03	\$12.29	\$16.09	\$18.31	\$18,079	\$20,856	\$25,559	\$33,470	\$38,083
21-1094	Community health workers	30	21.92	\$17.42	\$36,240	6.09	\$10.48	\$12.46	\$16.17	\$21.43	\$27.04	\$21,800	\$25,914	\$33,641	\$43,577	\$56,233
21-1099	Community and social service specialists, all other	90	12.11	\$17.44	\$36,281	6.85	\$8.30	\$9.31	\$16.62	\$22.17	\$29.22	\$17,266	\$19,362	\$34,561	\$46,120	\$60,776
21-2011	Clergy	30	47.29	\$18.38	\$38,235	9.02	\$13.25	\$15.24	\$17.02	\$18.80	\$27.45	\$27,552	\$31,698	\$35,408	\$39,114	\$57,086
23-0000	Legal	370	20.02	\$31.77	\$66,079	9.11	\$14.66	\$19.32	\$26.22	\$35.14	\$65.66	\$30,492	\$40,178	\$54,542	\$73,097	\$136,577
23-1011	Lawyers	160	45.65	\$36.63	\$76,193	9.67	\$24.21	\$26.05	\$29.25	\$37.34	\$67.44	\$50,364	\$54,182	\$60,836	\$77,672	\$140,283
23-1023	Judges, magistrate judges, and magistrates	50	1.03	\$57.26	\$119,096	7.24	\$19.37	\$59.29	\$63.75	\$68.21	\$70.88	\$40,296	\$123,326	\$132,597	\$141,868	\$147,431
23-2011	Paralegals and legal assistants	90	43.54	\$17.67	\$36,756	12.17	\$11.16	\$15.54	\$18.53	\$20.79	\$22.27	\$23,216	\$32,328	\$38,533	\$43,234	\$46,332
23-2093	Title examiners, abstractors, and searchers	40	24.47	\$18.50	\$38,488	11.96	\$12.54	\$13.43	\$14.91	\$25.01	\$30.72	\$26,077	\$27,933	\$31,014	\$52,031	\$63,901
23-2099	Legal support workers, all other	#	#	\$23.17	\$48,202	5.92	\$14.53	\$17.70	\$21.98	\$28.23	\$34.15	\$30,222	\$36,812	\$45,721	\$58,711	\$71,042
25-0000	Education, training, and library	5,370	2.35	\$17.64	\$36,698	1.78	\$10.18	\$13.45	\$17.10	\$21.20	\$25.95	\$21,166	\$27,972	\$35,570	\$44,094	\$53,981
25-1011	Business teachers, postsecondary	40	15.12	#	\$51,011	9.62	#	#	#	#	#	\$32,884	\$40,349	\$45,834	\$62,136	\$73,966

Data unavailable

Occupational Code	Occupational Title	Employment Estimate	Employment Percentage Relative Standard Error	Average Hourly Wage	Average Annual Wage	Wage Percentage Relative Standard Error	10th Percentile (Hourly)	25th Percentile (Hourly)	50th Percentile (Hourly)	75th Percentile (Hourly)	90th Percentile (Hourly)	10th Percentile (Annual)	25th Percentile (Annual)	50th Percentile (Annual)	75th Percentile (Annual)	90th Percentile (Annual)
25-1022	Mathematical science teachers, postsecondary	30	33.41	#	\$44,126	10.95	#	#	#	#	#	\$30,470	\$33,889	\$39,205	\$51,118	\$61,403
25-1041	Agricultural sciences teachers, postsecondary	30	47.40	#	\$63,327	23.43	#	#	#	#	#	\$33,887	\$38,756	\$47,020	\$90,748	\$116,258
25-1042	Biological science teachers, postsecondary	30	12.94	#	\$55,166	11.26	#	#	#	#	#	\$34,198	\$39,962	\$52,596	\$68,715	\$84,964
25-1066	Psychology teachers, postsecondary	20	15.43	#	\$49,427	8.75	#	#	#	#	#	\$34,404	\$40,292	\$45,110	\$54,092	\$77,679
25-1072	Nursing instructors and teachers, postsecondary	30	27.44	#	\$54,730	6.79	#	#	#	#	#	\$41,230	\$46,556	\$52,989	\$58,808	\$76,114
25-1081	Education teachers, postsecondary	30	17.47	#	\$46,651	7.37	#	#	#	#	#	\$34,118	\$39,656	\$44,355	\$49,429	\$67,710
25-1121	Art, drama, and music teachers, postsecondary	40	9.60	#	\$50,470	6.17	#	#	#	#	#	\$34,394	\$40,151	\$46,458	\$60,584	\$74,165
25-1123	English language and literature teachers, postsecondary	30	13.55	#	\$43,049	11.68	#	#	#	#	#	\$31,832	\$33,540	\$36,388	\$49,749	\$61,027
25-1194	Vocational education teachers, postsecondary	160	24.87	\$22.95	\$47,731	8.99	\$15.14	\$17.85	\$24.18	\$27.39	\$29.97	\$31,488	\$37,118	\$50,291	\$56,975	\$62,332
25-2011	Preschool teachers, except special education	240	14.29	\$14.69	\$30,557	8.63	\$8.83	\$10.78	\$15.30	\$17.55	\$20.66	\$18,358	\$22,416	\$31,828	\$36,509	\$42,970
25-2012	Kindergarten teachers, except special education	170	2.63	#	\$38,000	3.33	#	#	#	#	#	\$28,035	\$32,414	\$37,015	\$43,498	\$48,583
25-2021	Elementary school teachers, except special education	1,100	3.69	#	\$39,564	1.87	#	#	#	#	#	\$29,360	\$33,107	\$37,961	\$45,434	\$53,724
25-2022	Middle school teachers, except special and vocational education	490	3.73	#	\$40,757	1.65	#	#	#	#	#	\$31,733	\$34,420	\$39,017	\$46,069	\$54,169
25-2023	Vocational education teachers, middle school	20	28.89	#	\$37,947	5.52	#	#	#	#	#	\$29,425	\$33,639	\$38,499	\$43,333	\$46,367
25-2031	Secondary school teachers, except special and vocational education	940	2.98	#	\$38,329	1.70	#	#	#	#	#	\$28,036	\$32,222	\$37,074	\$44,232	\$50,992
25-2032	Vocational education teachers, secondary school	90	15.85	#	\$41,495	3.55	#	#	#	#	#	\$31,360	\$34,669	\$40,437	\$47,477	\$55,967
25-2051	Special education teachers, preschool	30	4.50	#	\$44,853	4.35	#	#	#	#	#	\$29,748	\$38,366	\$42,953	\$47,818	\$67,632
25-2052	Special education teachers, kindergarten, and elementary school	170	11.35	#	\$40,197	3.38	#	#	#	#	#	\$31,182	\$33,406	\$37,050	\$43,840	\$54,478
25-2053	Special education teachers, middle school	70	6.00	#	\$41,896	3.04	#	#	#	#	#	\$31,721	\$35,428	\$41,169	\$46,379	\$54,182
25-2054	Special education teachers, secondary school	100	4.30	#	\$39,647	2.67	#	#	#	#	#	\$31,455	\$33,499	\$36,883	\$44,011	\$53,754
25-3011	Adult literacy, remedial education, and ged teachers and instructors	190	48.43	\$14.35	\$29,855	6.44	\$9.94	\$10.60	\$11.69	\$16.43	\$21.12	\$20,680	\$22,057	\$24,323	\$34,178	\$43,924
25-3021	Self-enrichment education teachers	20	35.62	\$18.47	\$38,415	4.23	\$12.98	\$14.52	\$16.95	\$20.88	\$27.92	\$27,008	\$30,206	\$35,249	\$43,434	\$58,079
25-3099	Teachers and instructors, all other	80	23.60	#	\$35,920	6.07	#	#	#	#	#	\$17,657	\$23,672	\$38,952	\$45,437	\$52,201
25-4021	Librarians	70	26.58	\$21.98	\$45,716	3.82	\$13.33	\$15.44	\$18.79	\$29.21	\$34.93	\$27,718	\$32,105	\$39,093	\$60,750	\$72,652
25-4031	Library technicians	210	26.03	\$11.52	\$23,966	6.33	\$8.12	\$8.83	\$10.53	\$13.18	\$17.47	\$16,885	\$18,376	\$21,911	\$27,406	\$36,341
25-9021	Farm and home management advisors	20	17.60	\$12.41	\$25,807	3.79	\$8.24	\$9.13	\$11.36	\$14.60	\$17.71	\$17,129	\$18,986	\$23,624	\$30,365	\$36,842
25-9031	Instructional coordinators	40	33.85	\$28.79	\$59,893	5.11	\$18.87	\$23.90	\$28.27	\$33.24	\$36.78	\$39,253	\$49,722	\$58,794	\$69,149	\$76,504
25-9041	Teacher assistants	870	2.42	#	\$23,482	2.13	#	#	#	#	#	\$17,480	\$19,695	\$22,615	\$26,685	\$31,374
25-9099	Education, training, and library workers, all other	#	#	\$16.78	\$34,899	5.85	\$10.41	\$15.05	\$16.86	\$20.02	\$22.70	\$21,655	\$31,307	\$35,063	\$41,633	\$47,208
27-0000	Arts, design, entertainment, sports, and media	360	12.88	\$17.78	\$36,992	5.02	\$8.93	\$10.96	\$15.36	\$20.66	\$29.92	\$18,568	\$22,789	\$31,956	\$42,965	\$62,238
27-1023	Floral designers	50	24.96	\$12.20	\$25,368	7.39	\$8.97	\$10.00	\$11.35	\$14.69	\$17.15	\$18,658	\$20,792	\$23,612	\$30,556	\$35,665
27-1024	Graphic designers	30	45.75	\$18.02	\$37,474	5.14	\$11.69	\$13.48	\$17.81	\$22.22	\$25.99	\$24,312	\$28,040	\$37,047	\$46,219	\$54,066
27-2022	Coaches and scouts	70	24.56	#	\$32,560	4.58	#	#	#	#	#	\$17,920	\$20,850	\$25,902	\$40,524	\$55,376
27-3011	Radio and television announcers	20	30.80	\$16.16	\$33,617	7.00	\$8.90	\$15.39	\$16.91	\$18.40	\$20.73	\$18,515	\$32,014	\$35,167	\$38,281	\$43,110
27-3031	Public relations specialists	#	#	\$24.06	\$50,038	6.37	\$10.89	\$15.81	\$19.66	\$33.12	\$43.35	\$22,655	\$32,880	\$40,883	\$68,890	\$90,162
27-3041	Editors	30	34.43	#	#	#	#	#	#	#	#	#	#	#	#	#
27-3043	Writers and authors	20	0.81	\$16.02	\$33,314	3.69	\$10.56	\$13.17	\$16.32	\$18.62	\$21.54	\$21,966	\$27,392	\$33,944	\$38,738	\$44,805
27-3091	Interpreters and translators	30	25.57	\$19.03	\$39,575	9.17	\$11.04	\$12.34	\$14.49	\$25.59	\$29.80	\$22,954	\$25,673	\$30,140	\$53,218	\$61,982
27-4012	Broadcast technicians	#	#	\$15.05	\$31,300	25.36	\$8.01	\$8.57	\$15.58	\$20.96	\$26.04	\$16,668	\$17,833	\$32,413	\$43,595	\$54,167
29-0000	Healthcare practitioners and technical	3,570	5.11	\$29.62	\$61,606	2.16	\$12.45	\$18.00	\$25.68	\$34.47	\$46.51	\$25,901	\$37,440	\$53,423	\$71,708	\$96,745
29-1011	Chiropractors	30	24.34	\$27.06	\$56,285	19.44	\$15.35	\$16.31	\$17.91	\$35.32	\$52.56	\$31,934	\$33,927	\$37,248	\$73,473	\$109,318
29-1021	Dentists, general	30	40.98	\$60.87	\$126,600	3.30	\$50.51	\$56.46	\$63.27	\$68.66	\$71.90	\$105,060	\$117,443	\$131,592	\$142,822	\$149,559
29-1031	Dietitians and nutritionists	60	8.10	\$15.29	\$31,796	17.15	\$8.03	\$8.60	\$10.72	\$22.79	\$27.08	\$16,694	\$17,897	\$22,292	\$47,411	\$56,326

Data unavailable

Occupational Code	Occupational Title	Employment Estimate	Employment Percentage Relative Standard Error	Average Hourly Wage	Average Annual Wage	Wage Percentage Relative Standard Error	10th Percentile (Hourly)	25th Percentile (Hourly)	50th Percentile (Hourly)	75th Percentile (Hourly)	90th Percentile (Hourly)	10th Percentile (Annual)	25th Percentile (Annual)	50th Percentile (Annual)	75th Percentile (Annual)	90th Percentile (Annual)
29-1051	Pharmacists	100	13.62	\$57.36	\$119,310	4.30	\$47.91	\$52.22	\$58.75	\$66.73	\$71.91	\$99,650	\$108,621	\$122,210	\$138,793	\$149,566
29-1062	Family and general practitioners	90	14.69	\$94.50	\$196,561	6.24	\$45.58	\$69.50	\$89.78	#	#	\$94,806	\$144,569	\$186,744	#	#
29-1066	Psychiatrists	20	46.85	\$99.80	\$207,584	14.91	\$25.59	\$76.52	#	#	#	\$53,227	\$159,171	#	#	#
29-1067	Surgeons	40	12.14	\$111.97	\$232,899	13.38	\$78.07	\$88.17	#	#	#	\$162,388	\$183,387	#	#	#
29-1071	Physician assistants	70	21.39	\$39.51	\$82,179	7.64	\$13.78	\$37.53	\$42.21	\$47.64	\$55.25	\$28,664	\$78,053	\$87,803	\$99,081	\$114,925
29-1122	Occupational therapists	60	28.45	\$38.92	\$80,957	3.31	\$26.80	\$31.34	\$37.94	\$45.75	\$53.94	\$55,749	\$65,179	\$78,925	\$95,156	\$112,191
29-1123	Physical therapists	130	42.02	\$42.11	\$87,587	4.13	\$30.74	\$33.53	\$38.74	\$46.82	\$63.92	\$63,945	\$69,748	\$80,572	\$97,391	\$132,948
29-1126	Respiratory therapists	50	22.24	\$25.28	\$52,586	6.35	\$19.34	\$21.45	\$24.54	\$27.65	\$35.79	\$40,232	\$44,612	\$51,039	\$57,521	\$74,451
29-1127	Speech-language pathologists	60	20.38	\$38.18	\$79,424	2.77	\$24.26	\$32.55	\$39.01	\$43.79	\$47.24	\$50,450	\$67,697	\$81,133	\$91,093	\$98,265
29-1131	Veterinarians	40	25.52	\$34.65	\$72,077	10.52	\$18.47	\$26.98	\$38.70	\$42.15	\$44.72	\$38,420	\$56,112	\$80,496	\$87,682	\$93,015
29-1141	Registered nurses	1,240	5.87	\$28.20	\$58,655	1.14	\$20.83	\$24.06	\$27.97	\$32.66	\$35.77	\$43,319	\$50,044	\$58,178	\$67,938	\$74,403
29-1171	Nurse practitioners	70	27.69	\$39.04	\$81,199	2.48	\$31.57	\$35.80	\$39.59	\$43.14	\$45.28	\$65,666	\$74,472	\$82,345	\$89,737	\$94,174
29-1181	Audiologists	#	#	\$28.39	\$59,060	10.08	\$19.57	\$21.32	\$31.40	\$34.50	\$36.36	\$40,709	\$44,349	\$65,318	\$71,762	\$75,629
29-2011	Medical and clinical laboratory technologists	60	9.53	\$28.15	\$58,556	2.02	\$21.18	\$24.25	\$28.02	\$32.58	\$35.76	\$44,055	\$50,430	\$58,286	\$67,774	\$74,387
29-2012	Medical and clinical laboratory technicians	60	8.20	\$19.62	\$40,816	5.09	\$10.55	\$16.14	\$20.27	\$23.21	\$27.25	\$21,946	\$33,565	\$42,166	\$48,283	\$56,672
29-2021	Dental hygienists	70	25.45	\$37.87	\$78,765	4.11	\$30.96	\$33.96	\$38.85	\$42.76	\$45.11	\$64,391	\$70,647	\$80,807	\$88,948	\$93,832
29-2032	Diagnostic medical sonographers	20	37.35	\$34.54	\$71,841	6.08	\$26.69	\$30.67	\$35.36	\$39.46	\$42.94	\$55,508	\$63,803	\$73,546	\$82,082	\$89,305
29-2034	Radiologic technologists and technicians	120	15.09	\$26.62	\$55,372	6.75	\$17.35	\$20.68	\$25.50	\$30.58	\$40.64	\$36,078	\$43,025	\$53,043	\$63,605	\$84,538
29-2041	Emergency medical technicians and paramedics	260	12.69	\$15.06	\$31,323	6.85	\$8.64	\$10.21	\$14.18	\$17.63	\$25.71	\$17,969	\$21,227	\$29,490	\$36,663	\$54,482
29-2051	Dietetic technicians	30	21.77	\$11.87	\$24,697	7.77	\$8.06	\$8.69	\$11.95	\$13.94	\$17.32	\$16,768	\$18,084	\$24,852	\$28,990	\$36,019
29-2052	Pharmacy technicians	160	9.20	\$12.45	\$25,899	5.09	\$8.93	\$10.34	\$12.09	\$14.29	\$17.06	\$18,576	\$21,503	\$25,145	\$29,730	\$35,482
29-2055	Surgical technologists	30	35.81	\$18.35	\$38,168	3.07	\$11.68	\$15.52	\$17.80	\$21.90	\$26.05	\$24,286	\$32,287	\$37,019	\$45,556	\$54,183
29-2056	Veterinary technologists and technicians	40	48.40	\$11.77	\$24,484	9.52	\$8.80	\$9.96	\$10.80	\$11.65	\$16.73	\$18,313	\$20,714	\$22,473	\$24,232	\$34,801
29-2061	Licensed practical and licensed vocational nurses	370	9.85	\$18.61	\$38,715	1.45	\$14.98	\$16.20	\$18.11	\$20.94	\$23.44	\$31,161	\$33,689	\$37,673	\$43,547	\$48,756
29-2071	Medical records and health information technicians	150	14.71	\$16.25	\$33,796	5.08	\$10.13	\$11.73	\$14.32	\$18.61	\$24.45	\$21,075	\$24,401	\$29,782	\$38,717	\$50,848
29-2081	Opticians, dispensing	40	26.70	\$12.53	\$26,062	5.39	\$9.86	\$10.56	\$11.92	\$14.30	\$16.57	\$20,514	\$21,971	\$24,788	\$29,743	\$34,460
29-2099	Health technologists and technicians, all other	50	27.84	\$25.27	\$52,558	26.95	\$11.94	\$13.93	\$19.17	\$29.15	\$52.17	\$24,832	\$28,984	\$39,874	\$60,637	\$108,513
29-9011	Occupational health and safety specialists	30	21.88	\$30.07	\$62,552	7.28	\$11.16	\$17.74	\$31.59	\$37.16	\$50.69	\$23,214	\$36,895	\$65,705	\$77,291	\$105,435
31-0000	Healthcare support	2,290	6.83	\$12.02	\$25,001	1.98	\$8.42	\$9.57	\$10.91	\$13.22	\$16.95	\$17,507	\$19,897	\$22,690	\$27,487	\$35,247
31-1011	Home health aides	450	23.95	\$9.53	\$19,821	2.84	\$7.93	\$8.36	\$9.09	\$10.68	\$12.58	\$16,494	\$17,397	\$18,903	\$22,224	\$26,159
31-1014	Nursing assistants	1,150	6.13	\$10.83	\$22,527	1.28	\$8.71	\$9.76	\$10.69	\$11.63	\$13.66	\$18,110	\$20,294	\$22,228	\$24,191	\$28,408
31-2011	Occupational therapist assistants	30	38.17	\$27.01	\$56,188	6.28	\$17.53	\$20.67	\$29.78	\$33.05	\$35.02	\$36,469	\$42,986	\$61,932	\$68,750	\$72,841
31-2021	Physical therapist assistants	80	21.37	\$25.51	\$53,056	5.61	\$18.69	\$20.55	\$24.18	\$31.48	\$34.41	\$38,884	\$42,739	\$50,286	\$65,470	\$71,564
31-2022	Physical therapist aides	40	18.36	\$13.85	\$28,804	8.52	\$8.71	\$10.14	\$11.87	\$17.70	\$21.19	\$18,112	\$21,091	\$24,682	\$36,822	\$44,081
31-9011	Massage therapists	40	17.78	\$22.57	\$46,942	29.15	\$8.19	\$9.02	\$19.79	\$39.63	\$43.75	\$17,038	\$18,758	\$41,168	\$82,430	\$90,997
31-9091	Dental assistants	150	8.39	\$14.84	\$30,868	6.02	\$9.55	\$12.63	\$15.83	\$17.37	\$18.28	\$19,870	\$26,266	\$32,932	\$36,119	\$38,032
31-9092	Medical assistants	210	8.11	\$12.28	\$25,544	1.62	\$9.73	\$10.62	\$12.12	\$13.72	\$14.73	\$20,233	\$22,081	\$25,215	\$28,530	\$30,637
31-9094	Medical transcriptionists	60	36.66	\$16.28	\$33,858	1.62	\$10.64	\$13.12	\$16.37	\$18.50	\$22.24	\$22,137	\$27,298	\$34,055	\$38,489	\$46,261
31-9097	Phlebotomists	40	6.20	\$12.73	\$26,479	1.80	\$10.36	\$11.66	\$12.83	\$13.96	\$14.67	\$21,546	\$24,246	\$26,682	\$29,042	\$30,504
31-9099	Healthcare support workers, all other	20	32.34	\$11.49	\$23,909	8.30	\$7.94	\$8.40	\$9.16	\$16.78	\$18.64	\$16,525	\$17,477	\$19,062	\$34,903	\$38,771
33-0000	Protective service	2,880	2.31	\$19.00	\$39,511	5.55	\$11.14	\$15.06	\$18.82	\$22.05	\$27.59	\$23,178	\$31,334	\$39,155	\$45,871	\$57,387
33-1011	First-line supervisors/managers of correctional officers	160	0.86	\$28.48	\$59,241	3.17	\$23.43	\$25.20	\$28.16	\$32.52	\$35.52	\$48,724	\$52,413	\$58,564	\$67,645	\$73,878
33-1012	First-line supervisors/managers of police and detectives	80	6.85	\$28.06	\$58,371	5.26	\$17.80	\$20.58	\$25.81	\$34.90	\$43.28	\$37,022	\$42,808	\$53,688	\$72,587	\$90,026
33-1021	First-line supervisors/managers of fire fighting and prevention workers	20	1.45	\$23.50	\$48,887	1.72	\$16.09	\$18.36	\$23.71	\$26.77	\$32.67	\$33,462	\$38,186	\$49,316	\$55,687	\$67,944
33-2011	Fire fighters	90	3.72	\$15.60	\$32,452	2.63	\$10.49	\$13.69	\$15.88	\$17.52	\$20.51	\$21,815	\$28,468	\$33,030	\$36,448	\$42,663
33-3012	Correctional officers and jailers	1,640	1.33	\$19.24	\$40,028	4.69	\$14.69	\$16.88	\$19.55	\$21.66	\$23.09	\$30,550	\$35,119	\$40,661	\$45,047	\$48,027

Data unavailable

Occupational Code	Occupational Title	Employment Estimate	Employment Percentage Relative Standard Error	Average Hourly Wage	Average Annual Wage	Wage Percentage Relative Standard Error	10th Percentile (Hourly)	25th Percentile (Hourly)	50th Percentile (Hourly)	75th Percentile (Hourly)	90th Percentile (Hourly)	10th Percentile (Annual)	25th Percentile (Annual)	50th Percentile (Annual)	75th Percentile (Annual)	90th Percentile (Annual)
33-3021	Detectives and criminal investigators	40	5.20	\$25.32	\$52,670	4.71	\$12.60	\$16.94	\$25.22	\$32.70	\$35.82	\$26,201	\$35,233	\$52,464	\$68,024	\$74,507
33-3051	Police and sheriff's patrol officers	460	7.85	\$19.63	\$40,834	4.47	\$12.87	\$14.89	\$17.66	\$23.13	\$30.96	\$26,765	\$30,967	\$36,740	\$48,105	\$64,389
33-9032	Security guards	60	42.86	\$11.37	\$23,648	14.85	\$7.94	\$8.38	\$9.12	\$14.11	\$18.21	\$16,506	\$17,429	\$18,966	\$29,351	\$37,870
33-9092	Lifeguards, ski patrol, and other recreational protective service workers	130	28.83	\$8.74	\$18,177	3.70	\$7.86	\$8.18	\$8.73	\$9.29	\$10.84	\$16,344	\$17,023	\$18,154	\$19,325	\$22,557
33-9099	Protective service workers, all other	180	2.87	\$12.96	\$26,956	4.13	\$9.05	\$10.32	\$12.26	\$13.92	\$17.71	\$18,831	\$21,474	\$25,500	\$28,956	\$36,836
35-0000	Food preparation and serving-related	5,610	3.28	\$9.61	\$19,999	2.40	\$7.89	\$8.25	\$8.87	\$9.98	\$13.27	\$16,403	\$17,170	\$18,449	\$20,766	\$27,601
35-1012	First-line supervisors/managers of food preparation and serving workers	380	13.31	\$14.18	\$29,502	4.65	\$8.68	\$11.06	\$13.32	\$16.07	\$19.76	\$18,062	\$23,001	\$27,713	\$33,416	\$41,106
35-2012	Cooks, institution and cafeteria	560	11.19	\$9.84	\$20,464	2.48	\$7.97	\$8.48	\$9.33	\$10.97	\$13.05	\$16,587	\$17,630	\$19,397	\$22,818	\$27,149
35-2014	Cooks, restaurant	550	12.11	\$10.82	\$22,514	4.85	\$8.19	\$9.01	\$10.44	\$12.21	\$14.11	\$17,033	\$18,747	\$21,712	\$25,400	\$29,351
35-2015	Cooks, short order	#	#	\$8.46	\$17,587	6.51	\$7.82	\$8.09	\$8.55	\$9.00	\$9.28	\$16,269	\$16,837	\$17,783	\$18,728	\$19,296
35-2021	Food preparation workers	320	8.28	\$10.31	\$21,441	3.07	\$8.08	\$8.73	\$9.96	\$11.56	\$13.82	\$16,797	\$18,157	\$20,722	\$24,041	\$28,741
35-3011	Bartenders	210	33.27	\$11.99	\$24,938	20.70	\$7.91	\$8.31	\$8.97	\$19.35	\$21.58	\$16,445	\$17,275	\$18,659	\$40,246	\$44,888
35-3021	Combined food preparation and serving workers, including fast food	1,850	10.07	\$8.37	\$17,403	1.75	\$7.83	\$8.11	\$8.58	\$9.05	\$9.36	\$16,282	\$16,868	\$17,844	\$18,821	\$19,474
35-3022	Counter attendants, cafeteria, food concession, and coffee shop	110	47.78	\$8.29	\$17,253	3.03	\$7.83	\$8.12	\$8.59	\$9.07	\$9.36	\$16,287	\$16,882	\$17,873	\$18,863	\$19,465
35-3031	Waiters and waitresses	1,060	7.50	\$9.39	\$19,529	5.57	\$7.86	\$8.18	\$8.72	\$9.26	\$13.04	\$16,340	\$17,014	\$18,137	\$19,265	\$27,119
35-3041	Food servers, nonrestaurant	130	20.99	\$8.74	\$18,174	2.52	\$7.86	\$8.18	\$8.73	\$9.27	\$10.70	\$16,344	\$17,022	\$18,153	\$19,289	\$22,252
35-9011	Dining room and cafeteria attendants and bartender helpers	#	#	\$8.71	\$18,108	4.06	\$7.87	\$8.22	\$8.81	\$9.43	\$10.77	\$16,378	\$17,108	\$18,325	\$19,607	\$22,399
35-9021	Dishwashers	200	33.52	\$8.26	\$17,190	2.49	\$7.82	\$8.09	\$8.54	\$8.99	\$9.26	\$16,265	\$16,826	\$17,761	\$18,696	\$19,263
35-9031	Hosts and hostesses, restaurant, lounge, and coffee shop	#	#	\$8.27	\$17,200	4.74	\$7.83	\$8.13	\$8.61	\$9.10	\$9.39	\$16,296	\$16,904	\$17,917	\$18,930	\$19,538
37-0000	Building and grounds cleaning and maintenance	2,360	3.40	\$10.75	\$22,365	1.79	\$8.02	\$8.58	\$9.71	\$12.40	\$15.45	\$16,676	\$17,853	\$20,189	\$25,796	\$32,140
37-1011	First-line supervisors/managers of housekeeping and janitorial workers	80	13.63	\$16.16	\$33,611	3.39	\$10.63	\$12.31	\$15.51	\$19.74	\$22.34	\$22,119	\$25,605	\$32,267	\$41,063	\$46,474
37-1012	First-line supervisors/managers of landscaping, lawn service, and groundskeeping workers	30	26.43	\$19.53	\$40,621	5.17	\$15.00	\$16.14	\$18.05	\$22.71	\$27.22	\$31,195	\$33,578	\$37,550	\$47,233	\$56,619
37-2011	Janitors and cleaners, except maids and housekeeping cleaners	1,150	4.64	\$10.71	\$22,280	2.03	\$8.07	\$8.71	\$10.13	\$12.46	\$14.42	\$16,784	\$18,123	\$21,072	\$25,911	\$29,984
37-2012	Maids and housekeeping cleaners	780	6.48	\$9.42	\$19,590	3.45	\$7.91	\$8.32	\$9.00	\$10.41	\$12.24	\$16,458	\$17,308	\$18,724	\$21,652	\$25,458
37-3011	Landscaping and groundskeeping workers	310	12.74	\$12.03	\$25,032	3.53	\$8.08	\$8.75	\$10.95	\$15.36	\$17.89	\$16,811	\$18,190	\$22,774	\$31,946	\$37,212
39-0000	Personal care and service	1,710	8.02	\$10.85	\$22,569	2.22	\$8.08	\$8.75	\$10.04	\$11.47	\$14.87	\$16,813	\$18,195	\$20,886	\$23,862	\$30,923
39-1021	First-line supervisors/managers of personal service workers	50	22.26	\$14.60	\$30,362	4.01	\$10.42	\$11.96	\$13.72	\$15.98	\$18.05	\$21,665	\$24,881	\$28,534	\$33,245	\$37,537
39-2021	Nonfarm animal caretakers	#	#	\$8.96	\$18,646	4.96	\$7.88	\$8.24	\$8.85	\$9.49	\$11.38	\$16,394	\$17,148	\$18,405	\$19,742	\$23,678
39-3031	Ushers, lobby attendants, and ticket takers	#	#	\$8.67	\$18,037	4.41	\$7.83	\$8.11	\$8.59	\$9.06	\$9.87	\$16,285	\$16,877	\$17,862	\$18,848	\$20,521
39-3091	Amusement and recreation attendants	#	#	\$9.38	\$19,506	3.01	\$7.90	\$8.28	\$8.93	\$10.22	\$11.79	\$16,427	\$17,232	\$18,572	\$21,256	\$24,526
39-4021	Funeral attendants	#	#	\$13.71	\$28,521	9.96	\$10.39	\$12.03	\$13.72	\$15.69	\$17.29	\$21,613	\$25,029	\$28,546	\$32,626	\$35,965
39-4031	Morticians, undertakers, and funeral directors	30	47.02	\$24.60	\$51,165	13.16	\$15.21	\$16.93	\$26.55	\$32.53	\$33.98	\$31,638	\$35,217	\$55,220	\$67,666	\$70,682
39-5012	Hairdressers, hairstylists, and cosmetologists	60	35.57	\$12.47	\$25,948	4.54	\$8.73	\$9.95	\$11.39	\$13.77	\$19.58	\$18,165	\$20,688	\$23,701	\$28,647	\$40,730
39-7011	Tour guides and escorts	30	45.35	\$11.85	\$24,657	5.64	\$9.81	\$10.42	\$11.08	\$13.46	\$15.05	\$20,400	\$21,678	\$23,055	\$27,988	\$31,313
39-9011	Child care workers	240	18.26	\$10.89	\$22,649	3.03	\$8.08	\$8.75	\$10.10	\$12.41	\$14.86	\$16,811	\$18,190	\$21,009	\$25,819	\$30,908
39-9021	Personal and home care aides	860	12.22	\$9.71	\$20,191	2.54	\$8.06	\$8.69	\$9.81	\$10.83	\$11.45	\$16,768	\$18,083	\$20,401	\$22,533	\$23,812
39-9031	Fitness trainers and aerobics instructors	70	26.82	\$14.40	\$29,961	8.19	\$8.10	\$8.79	\$12.38	\$17.70	\$26.50	\$16,848	\$18,284	\$25,759	\$36,807	\$55,121
39-9032	Recreation workers	160	15.08	\$12.14	\$25,246	4.97	\$8.11	\$8.83	\$10.65	\$15.30	\$18.02	\$16,878	\$18,359	\$22,144	\$31,822	\$37,490
39-9041	Residential advisors	20	27.96	\$13.28	\$27,613	7.76	\$9.49	\$10.84	\$12.96	\$15.42	\$18.08	\$19,740	\$22,553	\$26,948	\$32,079	\$37,615

Data unavailable

Occupational Code	Occupational Title	Employment Estimate	Employment Percentage Relative Standard Error	Average Hourly Wage	Average Annual Wage	Wage Percentage Relative Standard Error	10th Percentile (Hourly)	25th Percentile (Hourly)	50th Percentile (Hourly)	75th Percentile (Hourly)	90th Percentile (Hourly)	10th Percentile (Annual)	25th Percentile (Annual)	50th Percentile (Annual)	75th Percentile (Annual)	90th Percentile (Annual)
41-0000	Sales and related	6,020	5.40	\$13.59	\$28,259	2.98	\$8.07	\$8.70	\$10.23	\$15.01	\$22.92	\$16,781	\$18,088	\$21,269	\$31,226	\$47,665
41-1011	First-line supervisors/managers of retail sales workers	620	9.83	\$16.88	\$35,111	2.83	\$10.92	\$13.17	\$16.18	\$19.41	\$23.54	\$22,709	\$27,393	\$33,663	\$40,381	\$48,956
41-1012	First-line supervisors/managers of non-retail sales workers	20	49.75	\$29.95	\$62,291	10.47	\$16.61	\$24.42	\$32.46	\$35.84	\$38.55	\$34,547	\$50,791	\$67,516	\$74,545	\$80,184
41-2011	Cashiers	2,300	10.53	\$9.10	\$18,921	2.21	\$7.89	\$8.25	\$8.85	\$9.50	\$11.53	\$16,406	\$17,156	\$18,406	\$19,768	\$23,982
41-2021	Counter and rental clerks	110	38.13	\$12.94	\$26,913	8.33	\$8.29	\$9.17	\$12.87	\$15.16	\$17.97	\$17,241	\$19,077	\$26,764	\$31,530	\$37,369
41-2022	Parts salespersons	270	16.97	\$12.74	\$26,489	3.79	\$9.14	\$10.41	\$12.10	\$14.26	\$18.28	\$19,011	\$21,645	\$25,162	\$29,664	\$38,017
41-2031	Retail salespersons	1,570	7.32	\$11.45	\$23,807	2.91	\$8.08	\$8.73	\$10.03	\$12.27	\$16.71	\$16,811	\$18,157	\$20,863	\$25,520	\$34,753
41-3011	Advertising sales agents	100	29.26	\$22.88	\$47,588	13.61	\$9.80	\$15.14	\$18.40	\$32.21	\$43.45	\$20,394	\$31,491	\$38,275	\$66,998	\$90,383
41-3021	Insurance sales agents	210	8.89	\$25.33	\$52,678	12.24	\$11.46	\$14.43	\$21.29	\$28.37	\$37.64	\$23,834	\$30,014	\$44,276	\$59,018	\$78,292
41-3031	Securities, commodities, and financial services sales agents	40	8.23	\$51.20	\$106,502	20.48	\$30.72	\$34.53	\$50.45	\$55.88	\$59.14	\$63,890	\$71,818	\$104,936	\$116,236	\$123,017
41-3098	Sales representatives of services, except advertising, insurance, travel, and financial services	30	49.43	#	#	#	#	#	#	#	#	#	#	#	#	#
41-3099	Sales representatives, services, all other	70	24.37	\$29.25	\$60,849	14.79	\$12.29	\$14.23	\$24.57	\$33.08	\$54.29	\$25,557	\$29,594	\$51,097	\$68,800	\$112,914
41-4011	Sales representatives, wholesale and manufacturing, technical and scientific products	30	36.90	\$29.01	\$60,332	11.45	\$18.24	\$22.98	\$26.52	\$29.61	\$51.96	\$37,939	\$47,806	\$55,156	\$61,583	\$108,073
41-4012	Sales representatives, wholesale and manufacturing, except technical and scientific products	650	13.77	\$22.20	\$46,180	6.92	\$8.84	\$13.41	\$19.55	\$25.75	\$42.29	\$18,392	\$27,894	\$40,655	\$53,553	\$87,956
41-9099	Sales and related workers, all other	70	19.92	\$11.17	\$23,232	5.62	\$8.04	\$8.64	\$9.81	\$12.41	\$17.22	\$16,724	\$17,974	\$20,403	\$25,806	\$35,815
43-0000	Office and administrative support	11,150	3.19	\$13.98	\$29,070	1.35	\$8.49	\$9.81	\$12.78	\$16.77	\$22.15	\$17,659	\$20,402	\$26,574	\$34,882	\$46,062
43-1011	First-line supervisors/managers of office and administrative support workers	410	9.34	\$20.84	\$43,351	2.62	\$12.45	\$15.67	\$20.01	\$25.88	\$30.46	\$25,890	\$32,589	\$41,618	\$53,829	\$63,352
43-2011	Switchboard operators, including answering service	50	18.74	\$12.62	\$26,255	6.88	\$8.48	\$9.70	\$11.64	\$15.56	\$17.82	\$17,646	\$20,173	\$24,210	\$32,360	\$37,067
43-3011	Bill and account collectors	130	29.43	\$18.03	\$37,498	3.03	\$11.01	\$12.69	\$14.71	\$22.07	\$28.82	\$22,904	\$26,395	\$30,604	\$45,909	\$59,945
43-3021	Billing and posting clerks and machine operators	210	20.58	\$13.91	\$28,927	2.45	\$10.23	\$11.46	\$13.20	\$14.82	\$18.88	\$21,270	\$23,838	\$27,448	\$30,816	\$39,279
43-3031	Bookkeeping, accounting, and auditing clerks	1,480	7.95	\$13.85	\$28,804	1.75	\$8.89	\$10.64	\$13.11	\$16.20	\$20.33	\$18,492	\$22,127	\$27,267	\$33,702	\$42,292
43-3051	Payroll and timekeeping clerks	120	32.90	\$15.11	\$31,438	10.30	\$9.16	\$10.93	\$14.81	\$19.47	\$22.11	\$19,044	\$22,726	\$30,801	\$40,498	\$45,983
43-3061	Procurement clerks	20	15.99	\$13.74	\$28,584	4.41	\$8.43	\$9.61	\$13.54	\$16.71	\$20.10	\$17,532	\$19,997	\$28,173	\$34,762	\$41,809
43-3071	Tellers	490	6.07	\$11.79	\$24,514	2.45	\$9.59	\$10.29	\$11.43	\$13.30	\$14.66	\$19,957	\$21,401	\$23,777	\$27,672	\$30,490
43-4031	Court, municipal, and license clerks	290	5.83	\$15.72	\$32,691	2.81	\$9.72	\$12.24	\$14.73	\$18.72	\$22.89	\$20,215	\$25,449	\$30,646	\$38,931	\$47,618
43-4051	Customer service representatives	470	29.45	\$12.02	\$24,997	6.86	\$8.07	\$8.72	\$10.00	\$14.12	\$18.90	\$16,791	\$18,141	\$20,792	\$29,361	\$39,308
43-4061	Eligibility interviewers, government programs	80	14.78	\$19.74	\$41,063	5.70	\$11.07	\$13.56	\$19.09	\$25.47	\$28.67	\$23,016	\$28,198	\$39,710	\$52,968	\$59,640
43-4071	File clerks	80	8.60	\$12.82	\$26,668	2.77	\$9.35	\$10.72	\$12.70	\$14.93	\$17.17	\$19,458	\$22,290	\$26,407	\$31,045	\$35,703
43-4081	Hotel, motel, and resort desk clerks	290	19.19	\$9.07	\$18,860	4.51	\$7.86	\$8.18	\$8.72	\$9.27	\$10.73	\$16,342	\$17,018	\$18,144	\$19,280	\$22,309
43-4111	Interviewers, except eligibility and loan	30	26.25	#	#	#	#	#	#	#	#	#	#	#	#	#
43-4121	Library assistants, clerical	50	3.04	\$11.73	\$24,407	3.00	\$8.09	\$8.76	\$10.31	\$15.17	\$18.07	\$16,819	\$18,212	\$21,438	\$31,544	\$37,586
43-4131	Loan interviewers and clerks	130	29.65	\$15.65	\$32,556	4.65	\$10.55	\$12.61	\$15.61	\$17.54	\$19.84	\$21,938	\$26,220	\$32,467	\$36,490	\$41,273
43-4141	New accounts clerks	170	43.01	\$15.04	\$31,275	4.20	\$10.10	\$11.73	\$14.96	\$18.05	\$21.06	\$21,010	\$24,406	\$31,125	\$37,542	\$43,815
43-4151	Order clerks	70	41.69	\$14.33	\$29,800	6.36	\$8.20	\$9.04	\$10.67	\$22.06	\$27.42	\$17,060	\$18,812	\$22,193	\$45,882	\$57,035
43-4161	Human resources assistants, except payroll and timekeeping	60	8.23	\$16.62	\$34,571	1.63	\$12.62	\$14.94	\$16.73	\$18.46	\$21.02	\$26,247	\$31,066	\$34,796	\$38,394	\$43,715
43-4171	Receptionists and information clerks	440	9.20	\$11.90	\$24,762	2.97	\$8.29	\$9.26	\$11.33	\$13.96	\$17.19	\$17,238	\$19,259	\$23,576	\$29,044	\$35,755
43-4199	Information and record clerks, all other	70	12.51	\$16.34	\$33,982	2.63	\$11.96	\$13.25	\$14.80	\$19.28	\$23.75	\$24,883	\$27,551	\$30,794	\$40,093	\$49,409
43-5031	Police, fire, and ambulance dispatchers	100	12.69	\$14.16	\$29,450	3.25	\$9.85	\$10.80	\$12.88	\$18.01	\$21.14	\$20,497	\$22,471	\$26,783	\$37,453	\$43,965
43-5032	Dispatchers, except police, fire, and ambulance	120	19.04	\$21.22	\$44,144	7.32	\$10.54	\$13.56	\$18.86	\$27.29	\$36.36	\$21,922	\$28,199	\$39,225	\$56,773	\$75,633
43-5041	Meter readers, utilities	40	35.36	\$17.50	\$36,394	3.91	\$12.56	\$15.25	\$17.24	\$20.02	\$23.03	\$26,121	\$31,725	\$35,864	\$41,635	\$47,898

Data unavailable

Occupational Code	Occupational Title	Employment Estimate	Employment Percentage Relative Standard Error	Average Hourly Wage	Average Annual Wage	Wage Percentage Relative Standard Error	10th Percentile (Hourly)	25th Percentile (Hourly)	50th Percentile (Hourly)	75th Percentile (Hourly)	90th Percentile (Hourly)	10th Percentile (Annual)	25th Percentile (Annual)	50th Percentile (Annual)	75th Percentile (Annual)	90th Percentile (Annual)
43-5051	Postal service clerks	80	0.00	\$25.46	\$52,963	1.20	\$23.80	\$25.21	\$25.53	\$26.55	\$26.56	\$49,512	\$52,447	\$53,096	\$55,227	\$55,238
43-5052	Postal service mail carriers	230	0.00	\$23.18	\$48,211	0.92	\$19.45	\$19.46	\$23.30	\$27.16	\$27.17	\$40,457	\$40,468	\$48,464	\$56,498	\$56,513
43-5053	Postal service mail sorters, processors, and processing machine operators	100	0.00	\$14.25	\$29,642	1.09	\$9.45	\$9.99	\$12.00	\$16.62	\$25.53	\$19,665	\$20,787	\$24,970	\$34,564	\$53,093
43-5061	Production, planning, and expediting clerks	20	26.31	\$23.88	\$49,670	8.41	\$13.15	\$15.68	\$25.37	\$27.93	\$39.27	\$27,345	\$32,621	\$52,775	\$58,101	\$81,679
43-5071	Shipping, receiving, and traffic clerks	110	19.96	\$14.21	\$29,556	4.17	\$8.83	\$10.64	\$13.21	\$16.91	\$22.05	\$18,356	\$22,138	\$27,479	\$35,167	\$45,861
43-5081	Stock clerks and order fillers	940	8.50	\$11.54	\$24,008	3.57	\$8.05	\$8.66	\$9.90	\$13.05	\$17.62	\$16,739	\$18,012	\$20,591	\$27,143	\$36,658
43-5111	Weighers, measurers, checkers, and samplers, recordkeeping	40	45.51	\$16.74	\$34,829	6.91	\$9.80	\$11.99	\$15.93	\$21.31	\$26.18	\$20,387	\$24,935	\$33,134	\$44,323	\$54,459
43-6011	Executive secretaries and administrative assistants	300	6.25	\$21.02	\$43,727	2.45	\$14.17	\$16.51	\$19.86	\$23.82	\$31.14	\$29,476	\$34,341	\$41,316	\$49,541	\$64,763
43-6012	Legal secretaries	70	48.06	\$13.74	\$28,572	9.00	\$10.57	\$11.98	\$13.42	\$15.84	\$17.80	\$21,977	\$24,909	\$27,921	\$32,946	\$37,014
43-6013	Medical secretaries	220	15.72	\$12.56	\$26,134	3.22	\$9.11	\$10.32	\$12.01	\$14.37	\$16.96	\$18,943	\$21,457	\$24,979	\$29,891	\$35,280
43-6014	Secretaries, except legal, medical, and executive	2,350	5.90	\$13.39	\$27,854	1.69	\$8.51	\$9.94	\$13.01	\$16.09	\$18.58	\$17,694	\$20,680	\$27,062	\$33,472	\$38,652
43-9021	Data entry keyers	60	24.67	\$12.24	\$25,455	4.21	\$9.33	\$10.22	\$11.61	\$13.66	\$14.97	\$19,411	\$21,261	\$24,147	\$28,414	\$31,134
43-9041	Insurance claims and policy processing clerks	#	#	\$18.61	\$38,703	10.84	\$11.12	\$15.32	\$18.37	\$22.50	\$26.51	\$23,125	\$31,861	\$38,205	\$46,807	\$55,140
43-9061	Office clerks, general	1,240	20.87	\$11.59	\$24,111	2.97	\$8.10	\$8.80	\$10.42	\$13.62	\$17.19	\$16,852	\$18,294	\$21,665	\$28,327	\$35,764
43-9199	Office and administrative support workers, all other	30	12.89	\$16.86	\$35,076	6.60	\$10.51	\$11.85	\$15.05	\$18.92	\$27.17	\$21,862	\$24,655	\$31,306	\$39,362	\$56,505
45-0000	Farming, fishing, and forestry	810	16.35	\$12.29	\$25,569	5.28	\$7.98	\$8.48	\$9.34	\$14.94	\$20.51	\$16,592	\$17,642	\$19,423	\$31,079	\$42,668
45-1011	First-line supervisors/managers of farming, fishing, and forestry workers	20	11.28	\$22.48	\$46,765	18.14	\$12.13	\$12.90	\$14.19	\$26.95	\$43.05	\$25,220	\$26,827	\$29,505	\$56,061	\$89,541
45-2041	Graders and sorters, agricultural products	#	#	\$9.59	\$19,950	4.35	\$7.86	\$8.20	\$8.76	\$9.34	\$11.95	\$16,357	\$17,056	\$18,221	\$19,436	\$24,846
45-2091	Agricultural equipment operators	100	15.00	\$14.01	\$29,144	3.41	\$11.24	\$12.39	\$13.81	\$15.86	\$17.54	\$23,383	\$25,764	\$28,723	\$32,987	\$36,488
45-2092	Farmworkers and laborers, crop, nursery, and greenhouse	210	7.86	\$10.53	\$21,901	10.01	\$7.85	\$8.16	\$8.67	\$9.19	\$16.43	\$16,320	\$16,964	\$18,036	\$19,109	\$34,173
45-2093	Farmworkers, farm and ranch animals	220	20.92	\$11.26	\$23,429	8.90	\$7.99	\$8.52	\$9.55	\$12.04	\$17.18	\$16,627	\$17,730	\$19,871	\$25,041	\$35,736
45-4022	Logging equipment operators	20	16.21	\$18.00	\$37,450	6.25	\$12.48	\$13.80	\$17.12	\$21.76	\$25.92	\$25,949	\$28,710	\$35,617	\$45,267	\$53,918
47-0000	Construction and extraction	3,830	3.33	\$17.64	\$36,682	2.03	\$10.40	\$12.86	\$16.31	\$20.95	\$27.27	\$21,635	\$26,739	\$33,926	\$43,578	\$56,715
47-1011	First-line supervisors/managers of construction trades and extraction workers	370	11.70	\$28.34	\$58,944	2.92	\$17.06	\$21.69	\$27.79	\$34.61	\$41.37	\$35,493	\$45,115	\$57,795	\$71,993	\$86,044
47-2031	Carpenters	340	15.51	\$15.62	\$32,494	5.70	\$9.39	\$11.35	\$15.42	\$18.47	\$23.74	\$19,533	\$23,605	\$32,065	\$38,414	\$49,370
47-2051	Cement masons and concrete finishers	80	16.03	\$14.97	\$31,142	7.37	\$10.07	\$11.21	\$15.22	\$17.35	\$20.06	\$20,948	\$23,319	\$31,648	\$36,091	\$47,717
47-2061	Construction laborers	530	12.02	\$12.84	\$26,709	4.39	\$9.08	\$10.23	\$11.97	\$14.82	\$18.52	\$18,881	\$21,274	\$24,900	\$30,817	\$38,527
47-2071	Paving, surfacing, and tamping equipment operators	90	11.67	\$16.34	\$33,990	2.72	\$12.10	\$13.92	\$16.32	\$18.45	\$21.29	\$25,163	\$28,949	\$33,950	\$38,373	\$44,293
47-2073	Operating engineers and other construction equipment operators	390	13.25	\$15.91	\$33,098	2.77	\$10.93	\$13.08	\$15.74	\$17.69	\$21.53	\$22,738	\$27,200	\$32,749	\$36,787	\$44,781
47-2111	Electricians	260	14.47	\$23.42	\$48,717	5.02	\$13.45	\$17.17	\$23.46	\$28.36	\$34.78	\$27,981	\$35,719	\$48,799	\$58,982	\$72,349
47-2141	Painters, construction and maintenance	20	15.50	\$11.95	\$24,862	3.89	\$9.68	\$10.21	\$11.11	\$13.57	\$16.24	\$20,129	\$21,244	\$23,103	\$28,223	\$33,789
47-2151	Pipelayers	#	#	\$15.94	\$33,164	6.10	\$11.99	\$13.04	\$14.92	\$18.67	\$21.83	\$24,938	\$27,113	\$31,025	\$38,830	\$45,398
47-2152	Plumbers, pipefitters, and steamfitters	200	15.89	\$18.23	\$37,921	5.66	\$11.88	\$14.71	\$16.84	\$21.56	\$27.43	\$24,703	\$30,600	\$35,034	\$44,841	\$57,046
47-2181	Roofers	#	#	\$17.79	\$37,013	7.92	\$10.41	\$12.40	\$15.87	\$18.92	\$27.95	\$21,646	\$25,802	\$33,011	\$39,357	\$58,145
47-3012	Helpers--carpenters	#	#	\$12.00	\$24,959	14.17	\$9.58	\$10.05	\$10.82	\$13.04	\$17.32	\$19,932	\$20,896	\$22,503	\$27,121	\$36,026
47-3013	Helpers--electricians	30	43.62	\$12.19	\$25,356	16.81	\$8.28	\$9.25	\$11.17	\$15.73	\$17.75	\$17,232	\$19,242	\$23,239	\$32,721	\$36,930
47-4011	Construction and building inspectors	40	30.12	\$21.10	\$43,882	3.12	\$15.24	\$17.46	\$20.70	\$24.77	\$28.08	\$31,699	\$36,327	\$43,064	\$51,515	\$58,396
47-4051	Highway maintenance workers	460	4.19	\$16.43	\$34,183	4.46	\$11.20	\$13.41	\$16.10	\$19.06	\$22.52	\$23,287	\$27,888	\$33,487	\$39,645	\$46,844
47-4071	Septic tank servicers and sewer pipe cleaners	20	13.21	\$15.45	\$32,132	7.77	\$8.40	\$10.31	\$15.18	\$19.84	\$23.26	\$17,472	\$21,451	\$31,574	\$41,259	\$48,383
47-5012	Rotary drill operators, oil and gas	110	24.62	\$19.61	\$40,781	8.42	\$15.24	\$16.32	\$18.13	\$22.99	\$26.48	\$31,693	\$33,949	\$37,708	\$47,811	\$55,083
47-5013	Service unit operators, oil, gas, and mining	130	13.85	\$17.84	\$37,116	6.37	\$12.21	\$13.78	\$16.94	\$21.11	\$25.30	\$25,390	\$28,652	\$35,236	\$43,900	\$52,633
47-5071	Roustabouts, oil and gas	390	17.90	\$15.87	\$33,002	5.05	\$11.05	\$12.99	\$15.63	\$17.91	\$21.44	\$22,984	\$27,016	\$32,502	\$37,257	\$44,587
47-5081	Helpers--extraction workers	#	#	\$15.52	\$32,289	2.42	\$12.48	\$13.54	\$15.30	\$17.35	\$18.66	\$25,956	\$28,156	\$31,830	\$36,088	\$38,803

Data unavailable

Occupational Code	Occupational Title	Employment Estimate	Employment Percentage Relative Standard Error	Average Hourly Wage	Average Annual Wage	Wage Percentage Relative Standard Error	10th Percentile (Hourly)	25th Percentile (Hourly)	50th Percentile (Hourly)	75th Percentile (Hourly)	90th Percentile (Hourly)	10th Percentile (Annual)	25th Percentile (Annual)	50th Percentile (Annual)	75th Percentile (Annual)	90th Percentile (Annual)
47-5099	Extraction workers, all other	60	3.74	\$17.10	\$35,560	2.50	\$12.79	\$14.31	\$16.28	\$18.10	\$22.87	\$26,599	\$29,763	\$33,867	\$37,657	\$47,565
49-0000	Installation, maintenance, and repair	3,400	7.02	\$19.24	\$40,018	2.79	\$10.00	\$12.97	\$17.56	\$23.49	\$32.26	\$20,800	\$26,973	\$36,516	\$48,857	\$67,107
49-1011	First-line supervisors/managers of mechanics, installers, and repairers	380	10.40	\$26.59	\$55,305	4.84	\$16.69	\$20.41	\$24.84	\$32.32	\$39.84	\$34,723	\$42,446	\$51,663	\$67,226	\$82,875
49-2011	Computer, automated teller, and office machine repairers	30	29.29	\$16.11	\$33,506	4.23	\$10.82	\$12.71	\$15.91	\$20.10	\$21.96	\$22,506	\$26,431	\$33,096	\$41,813	\$45,676
49-2022	Telecommunications equipment installers and repairers, except line installers	90	39.34	\$24.15	\$50,222	7.01	\$12.27	\$20.82	\$25.49	\$28.54	\$32.67	\$25,519	\$43,312	\$53,013	\$59,369	\$67,956
49-2094	Electrical and electronics repairers, commercial and industrial equipment	20	40.96	\$28.01	\$58,260	8.81	\$17.73	\$20.24	\$22.38	\$39.98	\$43.08	\$36,876	\$42,108	\$46,559	\$83,165	\$89,613
49-3021	Automotive body and related repairers	40	44.78	\$17.98	\$37,396	13.83	\$11.60	\$12.91	\$19.59	\$22.89	\$26.20	\$24,133	\$26,851	\$40,754	\$47,615	\$54,489
49-3023	Automotive service technicians and mechanics	410	30.98	\$14.69	\$30,558	6.06	\$9.08	\$11.23	\$13.84	\$18.07	\$21.21	\$18,885	\$23,358	\$28,783	\$37,595	\$44,107
49-3031	Bus and truck mechanics and diesel engine specialists	190	19.07	\$18.06	\$37,564	4.28	\$11.06	\$13.87	\$17.97	\$22.07	\$25.88	\$23,001	\$28,857	\$37,369	\$45,909	\$53,834
49-3041	Farm equipment mechanics	160	28.82	\$18.60	\$38,694	6.74	\$14.74	\$15.90	\$17.79	\$21.38	\$24.71	\$30,652	\$33,071	\$36,994	\$44,473	\$51,388
49-3042	Mobile heavy equipment mechanics, except engines	70	23.24	\$17.37	\$36,133	4.29	\$10.52	\$13.06	\$17.06	\$21.32	\$25.51	\$21,891	\$27,160	\$35,484	\$44,347	\$53,071
49-3053	Outdoor power equipment and other small engine mechanics	20	42.19	\$11.35	\$23,613	13.78	\$8.51	\$9.49	\$10.44	\$11.38	\$17.24	\$17,692	\$19,744	\$21,711	\$23,678	\$35,856
49-3093	Tire repairers and changers	90	41.01	\$10.34	\$21,498	4.99	\$8.83	\$9.65	\$10.41	\$11.16	\$11.73	\$18,372	\$20,081	\$21,652	\$23,223	\$24,395
49-9012	Control and valve installers and repairers, except mechanical door	50	20.04	\$25.78	\$53,620	4.91	\$19.16	\$20.93	\$24.49	\$30.54	\$35.00	\$39,856	\$43,531	\$50,937	\$63,533	\$72,790
49-9021	Heating, air conditioning, and refrigeration mechanics and installers	60	20.52	\$14.93	\$31,046	4.57	\$9.84	\$11.51	\$13.64	\$17.19	\$21.62	\$20,476	\$23,946	\$28,380	\$35,752	\$44,968
49-9041	Industrial machinery mechanics	230	17.58	\$19.70	\$40,977	8.37	\$11.12	\$14.42	\$17.32	\$25.60	\$33.33	\$23,134	\$29,997	\$36,035	\$53,244	\$69,331
49-9051	Electrical power-line installers and repairers	380	15.51	\$29.58	\$61,529	3.43	\$19.86	\$24.09	\$31.02	\$34.86	\$39.59	\$41,299	\$50,099	\$64,516	\$72,506	\$82,349
49-9052	Telecommunications line installers and repairers	70	38.10	\$20.54	\$42,714	9.47	\$12.75	\$14.54	\$17.00	\$29.04	\$33.92	\$26,528	\$30,243	\$35,369	\$60,410	\$70,555
49-9062	Medical equipment repairers	40	45.77	\$16.35	\$34,007	9.25	\$11.82	\$12.82	\$14.47	\$18.32	\$25.58	\$24,586	\$26,668	\$30,095	\$38,116	\$53,213
49-9071	Maintenance and repair workers, general	780	13.82	\$14.96	\$31,116	2.46	\$8.80	\$11.00	\$15.13	\$17.94	\$21.45	\$18,294	\$22,887	\$31,461	\$37,318	\$44,611
49-9098	Helpers--installation, maintenance, and repair workers	70	29.94	\$11.19	\$23,283	2.69	\$8.06	\$8.68	\$10.25	\$13.59	\$16.31	\$16,758	\$18,057	\$21,329	\$28,273	\$33,915
49-9099	Installation, maintenance, and repair workers, all other	70	38.72	\$15.76	\$32,775	6.03	\$11.81	\$12.92	\$14.86	\$17.97	\$21.89	\$24,570	\$26,873	\$30,912	\$37,371	\$45,521
51-0000	Production	4,100	31.35	\$14.26	\$29,656	3.82	\$8.42	\$9.68	\$11.84	\$16.60	\$23.44	\$17,518	\$20,138	\$24,632	\$34,531	\$48,746
51-1011	First-line supervisors/managers of production and operating workers	210	20.01	\$28.13	\$58,507	7.46	\$16.25	\$19.53	\$24.93	\$32.97	\$44.79	\$33,797	\$40,629	\$51,861	\$68,581	\$93,155
51-2041	Structural metal fabricators and fitters	30	24.76	\$17.38	\$36,155	8.47	\$11.28	\$13.08	\$16.33	\$19.79	\$22.29	\$23,463	\$27,204	\$33,969	\$41,157	\$46,359
51-2092	Team assemblers	110	37.75	\$13.08	\$27,215	5.62	\$8.86	\$10.27	\$12.67	\$16.16	\$18.00	\$18,428	\$21,369	\$26,362	\$33,617	\$37,443
51-3011	Bakers	60	35.31	\$9.54	\$19,844	2.08	\$7.91	\$8.33	\$9.01	\$10.48	\$12.97	\$16,462	\$17,318	\$18,746	\$21,808	\$26,985
51-3021	Butchers and meat cutters	120	29.20	\$12.48	\$25,967	10.17	\$8.04	\$8.63	\$9.70	\$14.72	\$22.21	\$16,715	\$17,950	\$20,174	\$30,616	\$46,194
51-3022	Meat, poultry, and fish cutters and trimmers	#	#	\$11.14	\$23,178	2.50	\$8.78	\$9.91	\$10.95	\$12.15	\$14.16	\$18,267	\$20,615	\$22,773	\$25,269	\$29,448
51-3023	Slaughterers and meat packers	#	#	\$10.43	\$21,690	11.76	\$7.95	\$8.41	\$9.18	\$12.66	\$14.33	\$16,531	\$17,490	\$19,088	\$26,336	\$29,805
51-3092	Food batchmakers	#	#	\$10.55	\$21,935	7.03	\$7.93	\$8.37	\$9.10	\$12.56	\$16.61	\$16,498	\$17,407	\$18,923	\$26,124	\$34,553
51-3099	Food processing workers, all other	#	#	\$11.64	\$24,206	2.69	\$9.62	\$10.32	\$11.48	\$13.18	\$14.40	\$20,015	\$21,467	\$23,888	\$27,412	\$29,949
51-4041	Machinists	50	22.88	\$16.65	\$34,637	4.66	\$11.98	\$13.33	\$15.76	\$18.51	\$22.27	\$24,917	\$27,721	\$32,778	\$38,496	\$46,319
51-4121	Welders, cutters, solderers, and brazers	300	10.79	\$16.08	\$33,445	5.38	\$9.45	\$11.91	\$14.58	\$17.93	\$26.78	\$19,656	\$24,776	\$30,317	\$37,301	\$55,701
51-5111	Prepress technicians and workers	#	#	\$13.97	\$29,051	9.94	\$8.73	\$9.94	\$11.65	\$19.98	\$22.17	\$18,165	\$20,667	\$24,236	\$41,554	\$46,105
51-5112	Printing press operators	30	20.48	\$18.23	\$37,916	11.53	\$13.08	\$14.69	\$16.84	\$22.21	\$26.46	\$27,211	\$30,556	\$35,037	\$46,204	\$55,034
51-6011	Laundry and dry-cleaning workers	140	30.60	\$9.23	\$19,195	2.96	\$7.90	\$8.30	\$8.96	\$10.02	\$11.57	\$16,440	\$17,263	\$18,634	\$20,835	\$24,055
51-6031	Sewing machine operators	#	#	\$10.02	\$20,834	6.71	\$8.16	\$8.95	\$10.04	\$11.24	\$12.44	\$16,979	\$18,610	\$20,890	\$23,387	\$25,867

Data unavailable

Occupational Code	Occupational Title	Employment Estimate	Employment Percentage Relative Standard Error	Average Hourly Wage	Average Annual Wage	Wage Percentage Relative Standard Error	10th Percentile (Hourly)	25th Percentile (Hourly)	50th Percentile (Hourly)	75th Percentile (Hourly)	90th Percentile (Hourly)	10th Percentile (Annual)	25th Percentile (Annual)	50th Percentile (Annual)	75th Percentile (Annual)	90th Percentile (Annual)
51-8013	Power plant operators	110	28.34	\$30.36	\$63,153	3.43	\$17.21	\$24.33	\$29.19	\$38.48	\$43.75	\$35,800	\$50,613	\$60,711	\$80,028	\$91,008
51-8031	Water and liquid waste treatment plant and system operators	220	31.84	\$16.50	\$34,321	4.85	\$9.84	\$11.15	\$16.40	\$20.00	\$24.47	\$20,461	\$23,188	\$34,122	\$41,599	\$50,899
51-8092	Gas plant operators	90	43.39	\$22.63	\$47,065	11.62	\$14.90	\$17.53	\$21.67	\$26.92	\$33.34	\$30,982	\$36,460	\$45,072	\$55,990	\$69,343
51-8099	Plant and system operators, all other	20	12.97	\$16.79	\$34,916	2.84	\$13.90	\$15.28	\$16.68	\$18.08	\$20.69	\$28,906	\$31,777	\$34,692	\$37,607	\$43,038
51-9021	Crushing, grinding, and polishing machine setters, operators, and tenders	50	41.51	\$16.88	\$35,110	9.24	\$8.93	\$15.24	\$16.88	\$18.60	\$22.32	\$18,576	\$31,696	\$35,108	\$38,693	\$46,424
51-9023	Mixing and blending machine setters, operators, and tenders	150	23.63	\$10.96	\$22,797	7.37	\$8.03	\$8.62	\$9.86	\$12.71	\$14.99	\$16,708	\$17,932	\$20,508	\$26,429	\$31,170
51-9061	Inspectors, testers, sorters, samplers, and weighers	#	#	\$10.85	\$22,578	8.03	\$7.91	\$8.31	\$8.97	\$15.20	\$17.62	\$16,445	\$17,276	\$18,661	\$31,616	\$36,650
51-9071	Jewelers and precious stone and metal workers	20	16.11	#	#	#	#	#	#	#	#	#	#	#	#	#
51-9111	Packaging and filling machine operators and tenders	320	48.88	\$9.45	\$19,651	4.61	\$7.88	\$8.25	\$8.85	\$9.76	\$12.08	\$16,395	\$17,152	\$18,412	\$20,302	\$25,131
51-9198	Helpers--production workers	#	#	\$13.30	\$27,656	5.50	\$8.74	\$10.12	\$11.56	\$15.84	\$19.63	\$18,182	\$21,048	\$24,038	\$32,941	\$40,823
53-0000	Transportation and material moving	4,630	7.73	\$14.05	\$29,218	3.03	\$8.24	\$9.15	\$12.49	\$17.44	\$22.32	\$17,144	\$19,023	\$25,989	\$36,265	\$46,421
53-1021	First-line supervisors/managers of helpers, laborers, and material movers, hand	100	27.88	\$19.62	\$40,811	5.74	\$12.88	\$14.55	\$19.14	\$22.91	\$28.31	\$26,796	\$30,264	\$39,819	\$47,643	\$58,884
53-1031	First-line supervisors/managers of transportation and material-moving machine and vehicle operators	80	11.99	\$25.71	\$53,472	4.29	\$14.43	\$18.43	\$26.40	\$32.59	\$36.31	\$30,013	\$38,325	\$54,913	\$67,779	\$75,519
53-3011	Ambulance drivers and attendants, except emergency medical technicians	#	#	\$8.82	\$18,353	5.11	\$7.83	\$8.11	\$8.59	\$9.06	\$11.06	\$16,286	\$16,877	\$17,863	\$18,849	\$22,998
53-3021	Bus drivers, transit and intercity	40	11.54	\$10.42	\$21,668	6.47	\$7.98	\$8.49	\$9.34	\$11.33	\$15.92	\$16,602	\$17,669	\$19,430	\$23,562	\$33,115
53-3022	Bus drivers, school	380	10.89	\$13.97	\$29,063	3.91	\$9.35	\$10.73	\$13.50	\$16.74	\$19.22	\$19,446	\$22,327	\$28,088	\$34,817	\$39,976
53-3031	Driver/sales workers	230	34.15	\$11.19	\$23,279	8.13	\$7.99	\$8.51	\$9.41	\$11.70	\$19.70	\$16,616	\$17,704	\$19,567	\$24,343	\$40,969
53-3032	Truck drivers, heavy and tractor-trailer	1,140	8.80	\$17.94	\$37,314	3.90	\$9.95	\$14.14	\$17.62	\$21.37	\$25.35	\$20,688	\$29,418	\$36,654	\$44,449	\$52,720
53-3033	Truck drivers, light or delivery services	580	16.53	\$14.70	\$30,573	8.12	\$8.17	\$8.96	\$12.07	\$18.12	\$30.08	\$16,992	\$18,643	\$25,103	\$37,684	\$62,561
53-3041	Taxi drivers and chauffeurs	40	32.56	\$11.81	\$24,566	7.20	\$8.47	\$9.77	\$11.57	\$13.82	\$15.98	\$17,608	\$20,325	\$24,063	\$28,742	\$33,240
53-6031	Service station attendants	130	31.53	\$12.41	\$25,820	7.36	\$8.36	\$9.50	\$10.98	\$15.07	\$20.01	\$17,390	\$19,762	\$22,848	\$31,338	\$41,619
53-7011	Conveyor operators and tenders	40	40.12	\$11.88	\$24,717	4.84	\$8.82	\$10.06	\$11.32	\$13.44	\$15.49	\$18,346	\$20,921	\$23,556	\$27,955	\$32,228
53-7032	Excavating and loading machine and dragline operators	20	17.94	\$11.80	\$24,538	6.15	\$8.13	\$8.87	\$10.83	\$14.25	\$17.76	\$16,913	\$18,446	\$22,520	\$29,647	\$36,935
53-7051	Industrial truck and tractor operators	150	21.61	\$12.64	\$26,282	5.41	\$8.57	\$9.87	\$11.75	\$15.28	\$17.86	\$17,832	\$20,525	\$24,447	\$31,779	\$37,151
53-7061	Cleaners of vehicles and equipment	100	49.43	\$9.27	\$19,276	7.56	\$7.90	\$8.28	\$8.92	\$9.69	\$11.19	\$16,425	\$17,225	\$18,559	\$20,152	\$23,273
53-7062	Laborers and freight, stock, and material movers, hand	850	18.06	\$11.17	\$23,225	4.49	\$8.02	\$8.58	\$9.70	\$13.33	\$15.53	\$16,676	\$17,853	\$20,182	\$27,718	\$32,296
53-7063	Machine feeders and offbearers	#	#	\$10.81	\$22,477	11.89	\$8.10	\$8.78	\$10.31	\$11.76	\$15.89	\$16,839	\$18,261	\$21,448	\$24,456	\$33,047
53-7064	Packers and packagers, hand	530	37.96	\$9.98	\$20,756	5.37	\$7.95	\$8.42	\$9.19	\$11.64	\$13.93	\$16,537	\$17,507	\$19,122	\$24,210	\$28,964
53-7073	Wellhead pumpers	60	18.41	\$19.40	\$40,362	6.34	\$13.00	\$15.29	\$18.95	\$22.34	\$27.76	\$27,037	\$31,810	\$39,407	\$46,472	\$57,733
53-7081	Refuse and recyclable material collectors	110	11.67	\$12.93	\$26,890	3.51	\$8.65	\$10.32	\$12.90	\$15.49	\$17.59	\$17,995	\$21,471	\$26,840	\$32,221	\$36,582

Data unavailable

Occupational Code	Occupational Title	Employment Estimate	Employment Percentage Relative Standard Error	Average Hourly Wage	Average Annual Wage	Wage Percentage Relative Standard Error	10th Percentile (Hourly)	25th Percentile (Hourly)	50th Percentile (Hourly)	75th Percentile (Hourly)	90th Percentile (Hourly)	10th Percentile (Annual)	25th Percentile (Annual)	50th Percentile (Annual)	75th Percentile (Annual)	90th Percentile (Annual)
00-0000	All occupations	101,620	1.36	\$20.13	\$41,879	1.18	\$8.92	\$11.47	\$16.72	\$24.91	\$34.65	\$18,546	\$23,864	\$34,786	\$51,813	\$72,065
11-0000	Management	3,430	4.34	\$42.18	\$87,738	1.55	\$22.84	\$29.31	\$36.61	\$50.55	\$70.84	\$47,510	\$60,964	\$76,153	\$105,140	\$147,347
11-1011	Chief executives	40	12.73	\$54.69	\$113,748	7.99	\$26.44	\$39.89	\$51.78	\$65.77	\$87.61	\$55,003	\$82,969	\$107,704	\$136,808	\$182,233
11-1021	General and operations managers	1,840	7.00	\$43.99	\$91,495	3.31	\$23.67	\$29.71	\$36.55	\$54.20	\$75.73	\$49,238	\$61,787	\$76,023	\$112,726	\$157,519
11-1031	Legislators	60	19.56	#	\$95,006	16.26	#	#	#	#	#	\$18,703	\$50,843	\$66,074	\$111,809	#
11-2022	Sales managers	70	23.24	\$43.90	\$91,319	12.45	\$25.81	\$29.07	\$33.79	\$52.17	\$72.21	\$53,694	\$60,472	\$70,276	\$108,506	\$150,190
11-2031	Public relations managers	20	23.53	\$45.45	\$94,528	15.62	\$25.78	\$28.50	\$33.45	\$57.86	\$85.11	\$53,619	\$59,287	\$69,582	\$120,352	\$177,025
11-3011	Administrative services managers	70	14.97	\$40.56	\$84,357	6.10	\$24.10	\$28.97	\$35.27	\$46.70	\$72.20	\$50,128	\$60,248	\$73,352	\$97,139	\$150,172
11-3021	Computer and information systems managers	30	20.65	\$48.54	\$100,964	15.92	\$30.57	\$33.44	\$39.32	\$54.02	\$81.35	\$63,577	\$69,561	\$81,777	\$112,359	\$169,215
11-3031	Financial managers	90	11.48	\$57.50	\$119,607	7.79	\$26.86	\$37.93	\$59.45	\$70.30	\$88.64	\$55,871	\$78,888	\$123,647	\$146,221	\$184,381
11-3051	Industrial production managers	20	16.47	\$47.04	\$97,837	6.74	\$14.64	\$45.34	\$51.04	\$55.73	\$58.54	\$30,451	\$94,312	\$106,160	\$115,912	\$121,764
11-3071	Transportation, storage, and distribution managers	30	12.31	\$40.57	\$84,395	2.11	\$30.31	\$33.17	\$38.72	\$44.76	\$52.66	\$63,045	\$68,996	\$80,544	\$93,098	\$109,535
11-3121	Human resources managers	30	6.60	\$38.45	\$79,968	2.25	\$29.33	\$31.99	\$36.27	\$45.38	\$53.39	\$61,013	\$66,549	\$75,451	\$94,394	\$111,056
11-9021	Construction managers	100	20.64	\$45.07	\$93,736	7.76	\$26.02	\$32.74	\$42.11	\$56.27	\$68.53	\$54,115	\$68,105	\$87,582	\$117,034	\$142,553
11-9031	Education administrators, preschool and child care center/program	40	23.57	\$24.70	\$51,367	18.85	\$14.85	\$16.37	\$19.11	\$25.03	\$60.16	\$30,896	\$34,049	\$39,757	\$52,066	\$125,141
11-9032	Education administrators, elementary and secondary school	240	5.25	#	\$73,605	1.77	#	#	#	#	#	\$54,125	\$64,352	\$74,740	\$86,015	\$93,094
11-9041	Engineering managers	30	19.17	\$54.68	\$113,732	4.20	\$39.32	\$47.61	\$54.26	\$62.62	\$72.68	\$81,785	\$99,020	\$112,857	\$130,247	\$151,183
11-9051	Food service managers	50	35.19	\$24.83	\$51,648	5.45	\$19.45	\$20.40	\$21.98	\$24.29	\$37.40	\$40,461	\$42,436	\$45,727	\$50,530	\$77,793
11-9081	Lodging managers	70	35.15	\$30.29	\$62,994	22.36	\$12.79	\$14.20	\$31.53	\$34.90	\$43.36	\$26,607	\$29,529	\$65,589	\$72,592	\$90,190
11-9111	Medical and health services managers	230	15.31	\$40.78	\$84,818	3.48	\$26.20	\$31.39	\$38.88	\$47.76	\$60.33	\$54,495	\$65,291	\$80,861	\$99,334	\$125,494
11-9121	Natural sciences managers	30	0.00	\$43.43	\$90,326	1.82	\$37.49	\$40.64	\$42.55	\$48.51	\$51.14	\$77,982	\$84,534	\$88,511	\$100,906	\$106,363
11-9131	Postmasters and mail superintendents	60	0.00	\$27.34	\$56,871	1.08	\$13.58	\$22.49	\$27.32	\$34.08	\$37.92	\$28,246	\$46,769	\$56,820	\$70,897	\$78,874
11-9141	Property, real estate, and community association managers	20	40.37	\$39.15	\$81,436	6.35	\$13.77	\$24.95	\$35.07	\$51.00	\$76.52	\$28,648	\$51,893	\$72,950	\$106,084	\$159,155
11-9151	Social and community service managers	80	20.37	\$32.38	\$67,359	3.43	\$22.90	\$26.38	\$31.64	\$36.05	\$45.17	\$47,638	\$54,864	\$65,802	\$74,979	\$93,959
11-9199	Managers, all other	180	3.40	\$37.89	\$78,802	2.95	\$18.67	\$26.65	\$38.33	\$45.54	\$55.78	\$38,838	\$55,436	\$79,731	\$94,724	\$116,024
13-0000	Business and financial operations	3,590	3.87	\$29.86	\$62,112	2.22	\$14.93	\$20.00	\$27.54	\$36.38	\$46.63	\$31,049	\$41,598	\$57,278	\$75,676	\$96,983
13-1022	Wholesale and retail buyers, except farm products	80	17.25	\$21.79	\$45,322	6.31	\$11.74	\$15.58	\$18.77	\$26.36	\$36.27	\$24,414	\$32,398	\$39,036	\$54,821	\$75,441
13-1023	Purchasing agents, except wholesale, retail, and farm products	130	9.45	\$26.62	\$55,364	2.69	\$16.25	\$19.46	\$25.75	\$32.96	\$39.31	\$33,808	\$40,482	\$53,564	\$68,566	\$81,760
13-1031	Claims adjusters, examiners, and investigators	50	22.38	\$29.23	\$60,803	2.07	\$19.30	\$24.46	\$30.35	\$33.12	\$36.64	\$40,143	\$50,871	\$63,131	\$68,889	\$76,202
13-1041	Compliance officers, except agriculture, construction, health and safety, and transportation	130	6.63	\$28.15	\$58,559	2.60	\$15.90	\$18.38	\$27.41	\$36.00	\$42.55	\$33,082	\$38,231	\$57,018	\$74,877	\$88,502
13-1051	Cost estimators	170	19.54	\$28.10	\$58,449	4.88	\$16.34	\$21.27	\$27.75	\$34.08	\$38.98	\$33,988	\$44,250	\$57,714	\$70,896	\$81,081
13-1071	Employment, recruitment, and placement specialists	130	6.24	\$29.20	\$60,742	2.13	\$17.23	\$20.87	\$28.78	\$35.88	\$43.13	\$35,832	\$43,410	\$59,871	\$74,629	\$89,703
13-1081	Logisticians	20	3.74	\$43.86	\$91,238	3.63	\$27.77	\$38.72	\$44.11	\$51.58	\$56.59	\$57,770	\$80,537	\$91,745	\$107,287	\$117,717
13-1111	Management analysts	130	29.93	\$29.33	\$60,998	19.12	\$8.35	\$9.41	\$27.77	\$40.09	\$60.19	\$17,365	\$19,575	\$57,764	\$83,381	\$125,206
13-1121	Meeting, convention, and event planners	20	19.20	\$16.62	\$34,565	6.54	\$11.56	\$13.02	\$16.24	\$20.68	\$22.13	\$24,038	\$27,072	\$33,779	\$43,014	\$46,036
13-1131	Fundraisers	30	43.54	\$25.47	\$52,976	9.09	\$15.07	\$16.63	\$22.77	\$38.27	\$42.86	\$31,348	\$34,583	\$47,355	\$79,594	\$89,144
13-1141	Compensation, benefits, and job analysis specialists	20	19.91	\$24.49	\$50,946	4.61	\$18.39	\$20.12	\$22.45	\$28.44	\$35.37	\$38,254	\$41,840	\$46,689	\$59,149	\$73,569
13-1151	Training and development specialists	60	27.83	\$30.59	\$63,618	4.69	\$20.07	\$22.73	\$29.63	\$36.39	\$44.77	\$41,748	\$47,281	\$61,624	\$75,682	\$93,131
13-1161	Market research analysts	170	19.70	\$26.27	\$54,639	7.25	\$14.23	\$18.55	\$22.54	\$32.11	\$43.62	\$29,602	\$38,580	\$46,886	\$66,799	\$90,735
13-1199	Business operations specialists, all other	1,000	7.87	\$31.42	\$65,361	4.19	\$15.49	\$21.56	\$28.33	\$37.50	\$50.27	\$32,214	\$44,836	\$58,930	\$77,992	\$104,563
13-2011	Accountants and auditors	1,020	8.53	\$32.40	\$67,382	3.51	\$18.58	\$23.13	\$30.77	\$38.71	\$49.93	\$38,646	\$48,120	\$64,011	\$80,517	\$103,864
13-2021	Appraisers and assessors of real estate	130	27.15	\$20.37	\$42,360	6.63	\$13.63	\$16.77	\$20.14	\$22.62	\$27.81	\$28,349	\$34,880	\$41,887	\$47,044	\$57,836
13-2031	Budget analysts	30	15.78	\$29.02	\$60,365	2.27	\$23.00	\$24.34	\$29.83	\$33.99	\$35.95	\$47,848	\$50,625	\$62,040	\$70,703	\$74,779

Data unavailable

Occupational Code	Occupational Title	Employment Estimate	Employment Percentage Relative Standard Error	Average Hourly Wage	Average Annual Wage	Wage Percentage Relative Standard Error	10th Percentile (Hourly)	25th Percentile (Hourly)	50th Percentile (Hourly)	75th Percentile (Hourly)	90th Percentile (Hourly)	10th Percentile (Annual)	25th Percentile (Annual)	50th Percentile (Annual)	75th Percentile (Annual)	90th Percentile (Annual)
13-2052	Personal financial advisors	#	#	\$21.33	\$44,358	15.27	\$13.01	\$14.64	\$17.31	\$28.55	\$37.95	\$27,056	\$30,453	\$36,015	\$59,392	\$78,946
13-2072	Loan officers	190	16.37	\$35.50	\$73,836	11.21	\$13.29	\$15.48	\$26.01	\$42.68	\$67.62	\$27,645	\$32,204	\$54,091	\$88,782	\$140,639
13-2082	Tax preparers	#	#	\$9.95	\$20,703	5.98	\$8.03	\$8.62	\$9.68	\$11.31	\$13.19	\$16,706	\$17,929	\$20,139	\$23,528	\$27,445
13-2099	Financial specialists, all other	40	39.91	\$23.73	\$49,350	3.51	\$16.07	\$18.08	\$21.44	\$27.16	\$38.08	\$33,429	\$37,597	\$44,591	\$56,484	\$79,213
15-0000	Computer and mathematical	730	8.63	\$29.08	\$60,482	3.23	\$15.50	\$20.19	\$27.03	\$35.88	\$44.59	\$32,246	\$42,001	\$56,218	\$74,624	\$92,747
15-1121	Computer systems analysts	40	13.55	\$30.63	\$63,710	4.56	\$18.39	\$24.64	\$30.63	\$35.94	\$43.54	\$38,244	\$51,260	\$63,701	\$74,753	\$90,559
15-1131	Computer programmers	50	31.99	\$37.51	\$78,012	14.63	\$14.77	\$20.87	\$33.70	\$52.06	\$65.59	\$30,730	\$43,410	\$70,099	\$108,292	\$136,436
15-1132	Computer software engineers, applications	110	38.37	\$30.11	\$62,630	11.82	\$19.46	\$21.12	\$24.54	\$33.37	\$41.77	\$40,467	\$43,939	\$51,041	\$69,409	\$86,891
15-1134	Web developers	60	37.60	\$30.05	\$62,502	12.60	\$12.28	\$17.95	\$31.55	\$40.59	\$44.51	\$25,537	\$37,344	\$65,617	\$84,431	\$92,586
15-1141	Database administrators	30	18.62	\$29.67	\$61,716	6.25	\$16.07	\$18.42	\$28.61	\$39.35	\$46.20	\$33,415	\$38,320	\$59,500	\$81,852	\$96,098
15-1142	Network and computer systems administrators	160	8.23	\$29.52	\$61,396	5.94	\$16.26	\$20.35	\$28.57	\$35.36	\$43.41	\$33,821	\$42,326	\$59,431	\$73,545	\$90,289
15-1143	Computer network architects	50	45.90	\$40.88	\$85,024	4.87	\$31.20	\$37.59	\$41.36	\$45.14	\$51.73	\$64,897	\$78,190	\$86,035	\$93,881	\$107,598
15-1151	Computer support specialists	180	13.72	\$23.30	\$48,467	6.04	\$10.87	\$17.73	\$22.88	\$28.67	\$36.14	\$22,605	\$36,885	\$47,600	\$59,641	\$75,168
15-1152	Computer network support specialists	50	23.55	\$21.64	\$45,010	3.78	\$14.37	\$17.25	\$21.01	\$25.38	\$30.17	\$29,883	\$35,890	\$43,698	\$52,785	\$62,746
15-1199	Computer, all other	40	28.33	\$30.23	\$62,872	2.28	\$19.40	\$21.92	\$29.48	\$35.19	\$44.84	\$40,342	\$45,595	\$61,317	\$73,187	\$93,271
17-0000	Architecture and engineering	1,300	7.58	\$35.78	\$74,424	3.26	\$18.56	\$24.94	\$31.94	\$42.76	\$55.95	\$38,595	\$51,871	\$66,427	\$88,945	\$116,375
17-1011	Architects, except landscape and naval	60	26.97	#	#	#	#	#	#	#	#	#	#	#	#	#
17-1012	Landscape architects	#	#	\$25.88	\$53,823	7.79	\$19.85	\$21.50	\$23.75	\$29.53	\$35.87	\$41,286	\$44,729	\$49,401	\$61,422	\$74,616
17-1021	Cartographers and photogrammetrists	20	38.52	\$29.07	\$60,458	3.79	\$21.27	\$24.55	\$27.96	\$33.84	\$40.04	\$44,247	\$51,067	\$58,154	\$70,379	\$83,278
17-1022	Surveyors	150	10.96	\$27.65	\$57,515	5.40	\$14.65	\$20.76	\$26.39	\$31.78	\$41.64	\$30,462	\$43,189	\$54,885	\$66,108	\$86,608
17-2051	Civil engineers	280	8.27	\$36.77	\$76,478	2.96	\$25.12	\$28.76	\$34.62	\$43.52	\$53.45	\$52,259	\$59,819	\$72,015	\$90,517	\$111,177
17-2071	Electrical engineers	60	27.47	\$41.85	\$87,046	3.85	\$30.04	\$35.38	\$41.85	\$49.21	\$55.15	\$62,481	\$73,590	\$87,054	\$102,356	\$114,712
17-2072	Electronics engineers, except computer	20	48.83	\$30.63	\$63,710	7.94	\$23.02	\$24.56	\$27.28	\$37.50	\$44.50	\$47,875	\$51,093	\$65,749	\$77,997	\$92,562
17-2081	Environmental engineers	80	28.72	\$46.17	\$96,030	12.35	\$26.21	\$32.76	\$49.10	\$59.07	\$67.04	\$54,524	\$68,144	\$102,131	\$122,872	\$139,448
17-2111	Health and safety engineers, except mining safety engineers and inspectors	20	12.82	\$33.83	\$70,362	3.22	\$24.90	\$27.20	\$31.59	\$35.90	\$45.06	\$51,785	\$56,574	\$65,712	\$74,670	\$93,726
17-2112	Industrial engineers	30	38.54	\$40.24	\$83,702	3.35	\$30.86	\$33.62	\$39.09	\$45.32	\$54.23	\$64,198	\$69,922	\$81,311	\$94,273	\$112,806
17-2141	Mechanical engineers	30	21.92	\$39.34	\$81,820	5.35	\$25.93	\$31.49	\$36.68	\$45.75	\$62.05	\$53,930	\$65,489	\$76,285	\$95,170	\$129,066
17-2151	Mining and geological engineers, including mining safety engineers	50	11.52	\$41.57	\$86,463	2.07	\$31.48	\$35.34	\$40.63	\$45.97	\$55.77	\$65,471	\$73,497	\$84,507	\$95,620	\$115,994
17-2171	Petroleum engineers	120	42.11	\$62.29	\$129,573	5.98	\$38.69	\$42.84	\$53.11	\$76.38	#	\$80,474	\$89,099	\$110,467	\$158,866	#
17-3011	Architectural and civil drafters	70	19.10	\$25.79	\$53,639	5.27	\$15.45	\$17.67	\$27.03	\$31.82	\$35.48	\$32,127	\$36,744	\$56,216	\$66,191	\$73,808
17-3022	Civil engineering technicians	50	15.66	\$24.39	\$50,738	3.17	\$16.05	\$19.57	\$24.84	\$29.02	\$33.52	\$33,375	\$40,698	\$51,659	\$60,367	\$69,728
17-3023	Electrical and electronic engineering technicians	30	23.24	\$30.38	\$63,191	4.66	\$20.74	\$29.14	\$30.50	\$35.06	\$39.34	\$43,148	\$60,612	\$63,443	\$72,917	\$81,828
17-3024	Electro-mechanical technicians	#	#	\$29.94	\$62,278	6.93	\$24.48	\$25.88	\$28.21	\$31.60	\$35.87	\$50,928	\$53,833	\$65,674	\$65,732	\$74,605
17-3025	Environmental engineering technicians	30	27.86	\$26.42	\$54,953	3.16	\$21.27	\$23.83	\$26.27	\$28.70	\$33.28	\$44,248	\$49,570	\$54,635	\$59,699	\$69,233
17-3026	Industrial engineering technicians	20	31.81	\$28.00	\$58,247	8.64	\$17.50	\$22.75	\$30.34	\$33.46	\$35.34	\$36,399	\$47,316	\$63,105	\$69,602	\$73,500
17-3029	Engineering technicians, except drafters, all other	80	19.92	\$25.51	\$53,070	5.44	\$15.61	\$17.68	\$25.48	\$31.28	\$35.88	\$32,477	\$36,775	\$52,993	\$65,058	\$74,628
17-3031	Surveying and mapping technicians	130	16.20	\$21.63	\$44,983	3.61	\$15.40	\$17.81	\$21.14	\$25.29	\$28.89	\$32,040	\$37,041	\$43,978	\$52,594	\$60,088
19-0000	Life, physical, and social science	1,810	10.97	\$26.73	\$55,589	2.89	\$13.46	\$18.13	\$25.16	\$31.53	\$39.69	\$27,992	\$37,709	\$52,333	\$65,591	\$82,552
19-1013	Soil and plant scientists	20	11.67	\$32.18	\$66,931	4.71	\$17.07	\$30.35	\$33.11	\$35.88	\$43.01	\$35,500	\$63,133	\$68,879	\$74,625	\$89,461
19-1023	Zoologists and wildlife biologists	90	0.00	\$30.76	\$63,984	1.71	\$23.75	\$25.79	\$29.43	\$34.04	\$41.91	\$49,407	\$53,635	\$61,215	\$70,800	\$87,177
19-1029	Biological scientists, all other	140	3.86	\$29.91	\$62,214	1.47	\$23.18	\$26.61	\$30.35	\$34.19	\$38.59	\$48,224	\$55,352	\$63,129	\$71,107	\$80,276
19-1032	Foresters	30	4.69	\$30.23	\$62,880	1.60	\$25.10	\$27.38	\$29.65	\$34.03	\$35.87	\$52,200	\$56,942	\$61,682	\$70,789	\$74,613
19-2031	Chemists	30	47.42	\$39.31	\$81,770	4.81	\$25.44	\$32.56	\$40.86	\$46.45	\$52.76	\$52,912	\$67,729	\$84,995	\$96,609	\$109,740
19-2041	Environmental scientists and specialists, including health	130	17.52	\$31.16	\$64,811	5.74	\$16.63	\$26.09	\$31.84	\$37.07	\$43.95	\$34,589	\$54,262	\$66,218	\$77,108	\$91,414
19-2042	Geoscientists, except hydrologists and geographers	100	20.82	\$52.06	\$108,279	16.41	\$21.39	\$29.77	\$36.31	\$54.33	#	\$44,485	\$61,923	\$75,518	\$113,005	#
19-2043	Hydrologists	40	16.95	\$38.10	\$79,239	2.32	\$25.97	\$29.43	\$35.88	\$47.21	\$53.29	\$54,013	\$61,216	\$74,626	\$98,189	\$110,851

Data unavailable

Occupational Code	Occupational Title	Employment Estimate	Employment Percentage Relative Standard Error	Average Hourly Wage	Average Annual Wage	Wage Percentage Relative Standard Error	10th Percentile (Hourly)	25th Percentile (Hourly)	50th Percentile (Hourly)	75th Percentile (Hourly)	90th Percentile (Hourly)	10th Percentile (Annual)	25th Percentile (Annual)	50th Percentile (Annual)	75th Percentile (Annual)	90th Percentile (Annual)
19-3031	Clinical, counseling, and school psychologists	#	#	\$35.21	\$73,236	4.31	\$18.44	\$30.77	\$36.68	\$41.54	\$44.49	\$38,345	\$64,000	\$76,288	\$86,408	\$92,547
19-3051	Urban and regional planners	60	4.69	\$29.31	\$60,973	3.39	\$19.05	\$23.77	\$28.74	\$34.70	\$41.76	\$39,627	\$49,433	\$59,786	\$72,168	\$86,869
19-3091	Anthropologists and archeologists	120	17.08	\$22.47	\$46,745	3.75	\$13.91	\$17.53	\$21.21	\$27.61	\$33.58	\$28,942	\$36,455	\$44,120	\$57,426	\$69,840
19-4021	Biological technicians	110	3.00	\$17.73	\$36,870	2.25	\$13.45	\$15.05	\$16.78	\$19.27	\$24.25	\$27,981	\$31,312	\$34,913	\$40,086	\$50,433
19-4031	Chemical technicians	20	26.01	#	#	#	#	#	#	#	#	#	#	#	#	#
19-4041	Geological and petroleum technicians	60	48.22	\$24.95	\$51,890	5.94	\$19.28	\$20.95	\$23.89	\$27.31	\$36.11	\$40,107	\$43,571	\$49,685	\$56,796	\$75,105
19-4091	Environmental science and protection technicians, including health	#	#	\$25.61	\$53,271	2.89	\$20.03	\$23.22	\$25.69	\$28.15	\$31.49	\$41,671	\$48,308	\$53,426	\$58,544	\$65,508
19-4093	Forest and conservation technicians	410	0.00	\$16.67	\$34,683	0.93	\$11.99	\$13.45	\$15.05	\$19.27	\$23.01	\$24,932	\$27,984	\$31,314	\$40,087	\$47,859
19-4099	Life, physical, and social science technicians, all other	30	9.04	\$19.55	\$40,667	2.56	\$11.99	\$15.06	\$18.64	\$23.25	\$28.94	\$24,935	\$31,319	\$38,775	\$48,367	\$60,198
21-0000	Community and social services	1,740	7.88	\$19.55	\$40,654	1.91	\$10.78	\$15.05	\$18.84	\$23.62	\$28.44	\$22,433	\$31,305	\$39,185	\$49,136	\$59,146
21-1011	Substance abuse and behavioral disorder counselors	60	18.33	\$17.65	\$36,707	2.20	\$12.08	\$13.73	\$17.06	\$20.77	\$24.12	\$25,131	\$28,567	\$35,477	\$43,207	\$50,168
21-1012	Educational, vocational, and school counselors	230	11.80	\$21.39	\$44,493	1.78	\$15.72	\$17.87	\$21.26	\$25.04	\$27.84	\$32,688	\$37,166	\$44,225	\$52,092	\$57,909
21-1013	Marriage and family therapists	#	#	\$29.74	\$61,861	5.47	\$17.16	\$24.11	\$27.53	\$39.76	\$43.79	\$35,686	\$50,151	\$57,256	\$82,694	\$91,084
21-1014	Mental health counselors	170	12.74	\$18.71	\$38,911	3.78	\$12.17	\$15.03	\$18.04	\$22.72	\$26.77	\$25,312	\$31,266	\$37,532	\$47,261	\$55,687
21-1015	Rehabilitation counselors	30	22.42	\$24.21	\$50,359	4.71	\$13.50	\$19.96	\$23.43	\$29.49	\$34.27	\$28,090	\$41,508	\$48,731	\$61,344	\$71,289
21-1021	Child, family, and school social workers	310	19.95	\$18.96	\$39,445	1.68	\$11.04	\$15.26	\$18.87	\$22.31	\$26.88	\$22,973	\$31,748	\$39,243	\$46,406	\$55,914
21-1022	Medical and public health social workers	100	20.08	\$24.84	\$51,672	2.70	\$17.41	\$20.45	\$24.20	\$28.23	\$33.35	\$36,212	\$42,539	\$50,339	\$58,726	\$69,361
21-1023	Mental health and substance abuse social workers	100	34.01	\$18.12	\$37,695	4.11	\$10.60	\$14.05	\$17.25	\$22.53	\$27.17	\$22,049	\$29,228	\$35,871	\$46,858	\$56,504
21-1029	Social workers, all other	70	13.09	\$20.49	\$42,624	2.92	\$13.82	\$16.50	\$20.43	\$24.06	\$27.65	\$28,737	\$34,329	\$42,486	\$50,036	\$57,506
21-1091	Health educators	80	11.09	\$23.74	\$49,380	4.83	\$13.72	\$16.80	\$24.33	\$29.92	\$34.52	\$28,531	\$34,945	\$50,610	\$62,242	\$71,812
21-1092	Probation officers and correctional treatment specialists	80	2.65	\$28.21	\$58,681	2.48	\$21.00	\$23.98	\$27.50	\$32.55	\$36.33	\$43,682	\$49,871	\$57,195	\$67,699	\$75,571
21-1093	Social and human service assistants	300	11.23	\$13.86	\$28,832	6.66	\$8.23	\$9.13	\$12.50	\$17.95	\$21.86	\$17,128	\$18,983	\$25,990	\$37,331	\$45,460
21-1094	Community health workers	30	35.27	\$17.41	\$36,215	2.27	\$15.16	\$15.91	\$17.16	\$18.48	\$20.96	\$31,533	\$33,091	\$35,687	\$38,443	\$43,599
21-1099	Community and social service specialists, all other	180	34.47	\$19.11	\$39,748	2.61	\$12.27	\$15.15	\$17.43	\$20.93	\$27.11	\$25,527	\$31,510	\$36,254	\$43,536	\$56,382
21-2011	Clergy	40	45.07	\$18.60	\$38,686	5.94	\$13.69	\$15.93	\$18.18	\$21.26	\$24.60	\$28,474	\$33,139	\$37,811	\$44,212	\$51,175
23-0000	Legal	750	10.57	\$38.32	\$79,698	10.08	\$15.24	\$19.95	\$30.84	\$47.05	\$72.03	\$31,708	\$41,492	\$64,144	\$97,867	\$149,832
23-1011	Lawyers	400	15.48	\$47.09	\$97,944	12.99	\$17.93	\$27.81	\$38.05	\$56.76	\$88.58	\$37,294	\$57,851	\$79,145	\$118,067	\$184,254
23-1023	Judges, magistrate judges, and magistrates	70	20.25	\$48.22	\$100,305	18.85	\$12.72	\$19.19	\$60.15	\$66.61	\$70.48	\$26,458	\$39,917	\$125,111	\$138,539	\$146,596
23-2011	Paralegals and legal assistants	140	42.83	\$19.88	\$41,346	8.34	\$13.23	\$15.06	\$19.21	\$21.88	\$26.36	\$27,528	\$31,330	\$39,957	\$45,502	\$54,836
23-2093	Title examiners, abstractors, and searchers	80	40.78	\$29.08	\$60,486	5.36	\$23.57	\$25.97	\$29.71	\$33.06	\$35.07	\$49,027	\$54,015	\$61,800	\$68,761	\$72,947
23-2099	Legal support workers, all other	50	28.77	\$29.90	\$62,189	26.40	\$10.33	\$13.38	\$21.33	\$57.49	\$65.90	\$21,496	\$27,825	\$44,372	\$119,578	\$137,063
25-0000	Education, training, and library	6,660	5.96	\$20.24	\$42,109	1.94	\$10.87	\$14.85	\$19.20	\$24.30	\$29.01	\$22,602	\$30,883	\$39,928	\$50,536	\$60,345
25-1194	Vocational education teachers, postsecondary	160	28.52	\$21.83	\$45,397	14.94	\$12.27	\$14.43	\$19.18	\$23.75	\$33.14	\$25,529	\$30,024	\$39,888	\$49,403	\$68,938
25-2011	Preschool teachers, except special education	250	13.56	\$13.49	\$28,065	5.60	\$9.53	\$10.38	\$11.99	\$16.09	\$19.56	\$19,824	\$21,584	\$24,946	\$33,470	\$40,687
25-2012	Kindergarten teachers, except special education	160	0.73	#	\$42,923	1.72	#	#	#	#	#	\$32,480	\$35,972	\$42,076	\$49,020	\$56,728
25-2021	Elementary school teachers, except special education	1,370	1.30	#	\$44,990	1.44	#	#	#	#	#	\$33,250	\$37,708	\$44,190	\$51,996	\$58,704
25-2022	Middle school teachers, except special and vocational education	790	8.43	#	\$45,514	1.45	#	#	#	#	#	\$33,337	\$38,011	\$44,484	\$52,654	\$59,459
25-2031	Secondary school teachers, except special and vocational education	890	3.07	#	\$43,916	1.63	#	#	#	#	#	\$32,466	\$36,421	\$42,999	\$51,055	\$58,240
25-2032	Vocational education teachers, secondary school	80	0.96	#	\$44,631	1.41	#	#	#	#	#	\$30,185	\$35,180	\$43,649	\$53,719	\$61,341
25-2051	Special education teachers, preschool	50	1.97	#	\$50,251	1.92	#	#	#	#	#	\$35,527	\$42,847	\$51,323	\$56,958	\$60,519
25-2052	Special education teachers, kindergarten, and elementary school	130	1.87	#	\$43,809	1.86	#	#	#	#	#	\$32,691	\$36,261	\$42,453	\$49,697	\$58,279

Data unavailable

Occupational Code	Occupational Title	Employment Estimate	Employment Percentage Relative Standard Error	Average Hourly Wage	Average Annual Wage	Wage Percentage Relative Standard Error	10th Percentile (Hourly)	25th Percentile (Hourly)	50th Percentile (Hourly)	75th Percentile (Hourly)	90th Percentile (Hourly)	10th Percentile (Annual)	25th Percentile (Annual)	50th Percentile (Annual)	75th Percentile (Annual)	90th Percentile (Annual)
25-2053	Special education teachers, middle school	100	0.74	#	\$44,668	1.55	#	#	#	#	#	\$33,732	\$38,609	\$43,792	\$50,699	\$58,193
25-2054	Special education teachers, secondary school	120	0.76	#	\$46,121	2.73	#	#	#	#	#	\$33,642	\$37,896	\$44,588	\$53,322	\$60,272
25-3011	Adult literacy, remedial education, and ged teachers and instructors	#	#	\$17.59	\$36,577	3.93	\$15.11	\$15.94	\$17.32	\$18.70	\$21.70	\$31,420	\$33,151	\$36,035	\$38,892	\$45,134
25-3021	Self-enrichment education teachers	120	23.76	\$17.72	\$36,856	7.66	\$10.00	\$14.60	\$16.59	\$18.62	\$29.67	\$20,806	\$30,378	\$34,511	\$38,725	\$61,713
25-3099	Teachers and instructors, all other	90	33.09	#	\$50,617	8.26	#	#	#	#	#	\$27,955	\$42,766	\$52,320	\$58,633	\$66,579
25-4012	Curators	20	34.83	\$22.76	\$47,334	6.79	\$15.96	\$17.98	\$20.91	\$27.58	\$34.01	\$33,204	\$37,404	\$43,484	\$57,366	\$70,739
25-4021	Librarians	200	26.49	\$22.12	\$46,007	6.55	\$10.76	\$14.61	\$19.57	\$29.40	\$37.03	\$22,372	\$30,381	\$40,714	\$61,147	\$77,020
25-4031	Library technicians	300	28.13	\$11.48	\$23,881	4.00	\$8.09	\$8.76	\$10.93	\$13.92	\$16.62	\$16,820	\$18,212	\$22,742	\$28,961	\$34,573
25-9031	Instructional coordinators	110	29.13	\$31.29	\$65,081	10.46	\$11.90	\$20.13	\$29.11	\$41.05	\$49.51	\$24,748	\$41,862	\$60,548	\$85,385	\$102,980
25-9041	Teacher assistants	1,000	4.53	#	\$26,068	3.10	#	#	#	#	#	\$19,463	\$21,386	\$24,693	\$29,055	\$34,948
25-9099	Education, training, and library workers, all other	20	15.53	\$22.78	\$47,377	8.16	\$9.36	\$15.05	\$24.83	\$31.40	\$35.87	\$19,478	\$31,306	\$51,638	\$65,310	\$74,620
27-0000	Arts, design, entertainment, sports, and media	1,430	6.75	\$17.86	\$37,147	6.71	\$8.48	\$9.86	\$14.19	\$21.20	\$29.99	\$17,648	\$20,503	\$29,509	\$44,092	\$62,386
27-1019	Artists and related workers, all other	20	0.00	\$21.56	\$44,847	2.30	\$14.25	\$15.56	\$18.42	\$24.24	\$35.28	\$29,650	\$32,354	\$38,314	\$50,430	\$73,382
27-1023	Floral designers	40	26.31	\$15.32	\$31,873	9.33	\$10.83	\$12.22	\$13.95	\$16.55	\$18.43	\$22,528	\$25,413	\$29,023	\$34,419	\$38,335
27-1024	Graphic designers	180	25.29	\$17.58	\$36,557	8.77	\$10.32	\$11.50	\$14.91	\$22.48	\$27.83	\$21,471	\$23,911	\$31,003	\$46,756	\$57,882
27-1026	Merchandise displayers and window trimmers	#	#	\$11.51	\$23,946	12.23	\$9.74	\$10.13	\$10.78	\$11.43	\$15.95	\$20,251	\$21,063	\$22,415	\$23,767	\$33,178
27-2012	Producers and directors	30	21.01	\$23.29	\$48,452	7.68	\$16.17	\$17.92	\$21.09	\$26.08	\$38.54	\$33,643	\$37,268	\$43,868	\$54,252	\$80,163
27-2022	Coaches and scouts	#	#	#	\$23,242	5.33	#	#	#	#	#	\$16,644	\$17,774	\$19,701	\$26,510	\$35,785
27-2023	Umpires, referees, and other sports officials	150	15.12	#	#	#	#	#	#	#	#	#	#	#	#	#
27-3022	Reporters and correspondents	70	35.86	#	#	#	#	#	#	#	#	#	#	#	#	#
27-3031	Public relations specialists	180	15.95	\$22.31	\$46,398	4.54	\$11.76	\$16.19	\$20.99	\$27.31	\$35.36	\$24,467	\$33,672	\$43,649	\$56,807	\$73,550
27-3041	Editors	50	33.48	\$23.71	\$49,310	7.94	\$13.45	\$16.33	\$19.25	\$27.43	\$43.17	\$27,967	\$33,962	\$40,033	\$57,062	\$89,790
27-3091	Interpreters and translators	20	9.13	\$24.39	\$50,728	3.70	\$15.45	\$18.49	\$25.64	\$30.41	\$34.11	\$32,127	\$38,464	\$53,336	\$63,248	\$79,953
27-4012	Broadcast technicians	20	24.56	\$16.07	\$33,421	4.05	\$14.13	\$15.23	\$16.32	\$17.41	\$18.06	\$29,398	\$31,688	\$33,947	\$36,206	\$37,562
27-4021	Photographers	80	24.13	\$13.61	\$28,301	5.65	\$8.41	\$9.61	\$12.84	\$14.34	\$21.85	\$17,502	\$19,997	\$26,700	\$29,833	\$45,440
29-0000	Healthcare practitioners and technical	5,630	5.49	\$35.25	\$73,321	3.96	\$15.70	\$22.11	\$29.99	\$38.80	\$57.02	\$32,646	\$45,987	\$62,374	\$80,699	\$118,609
29-1021	Dentists, general	#	#	\$41.52	\$86,357	17.71	\$30.09	\$31.56	\$34.01	\$37.01	\$54.58	\$62,586	\$65,647	\$70,749	\$76,980	\$113,524
29-1031	Dietitians and nutritionists	60	29.79	\$19.79	\$41,155	10.43	\$8.28	\$9.23	\$17.83	\$27.91	\$34.31	\$17,215	\$19,201	\$37,084	\$58,060	\$71,362
29-1041	Optometrists	30	26.72	\$34.84	\$72,469	8.75	\$25.14	\$29.28	\$33.00	\$38.12	\$51.30	\$52,295	\$60,908	\$68,635	\$79,291	\$106,704
29-1051	Pharmacists	130	6.70	\$58.44	\$121,565	2.03	\$43.61	\$53.15	\$61.83	\$68.35	\$72.45	\$90,719	\$110,553	\$128,611	\$142,171	\$150,705
29-1062	Family and general practitioners	290	22.09	\$104.48	\$217,319	11.18	\$51.73	\$80.31	#	#	#	\$107,607	\$167,049	#	#	#
29-1063	Internists, general	#	#	\$82.81	\$172,245	11.96	\$64.02	\$75.12	\$82.05	\$88.97	#	\$133,163	\$156,257	\$170,658	\$185,060	#
29-1066	Psychiatrists	#	#	\$71.55	\$148,819	14.71	\$37.44	\$42.11	\$78.55	\$89.88	#	\$77,876	\$87,583	\$163,382	\$186,953	#
29-1067	Surgeons	20	16.60	\$99.73	\$207,443	14.37	\$53.90	\$78.25	#	#	#	\$112,112	\$162,752	#	#	#
29-1069	Physicians and surgeons, all other	60	30.74	\$95.56	\$198,768	16.11	\$21.28	\$62.50	#	#	#	\$44,254	\$130,000	#	#	#
29-1071	Physician assistants	100	32.71	\$41.70	\$86,731	4.22	\$27.76	\$38.49	\$43.01	\$48.04	\$53.64	\$57,744	\$80,055	\$89,467	\$99,932	\$111,576
29-1122	Occupational therapists	110	17.46	\$35.80	\$74,471	3.92	\$28.49	\$31.13	\$34.06	\$37.31	\$45.86	\$59,267	\$64,743	\$70,840	\$77,613	\$95,391
29-1123	Physical therapists	290	22.15	\$36.01	\$74,904	5.38	\$21.97	\$31.23	\$34.84	\$41.18	\$50.03	\$45,695	\$64,966	\$72,458	\$85,656	\$104,052
29-1125	Recreational therapists	#	#	\$12.79	\$26,602	12.71	\$8.62	\$9.89	\$11.36	\$14.37	\$20.80	\$17,929	\$20,561	\$23,626	\$29,898	\$43,265
29-1126	Respiratory therapists	40	17.79	\$29.97	\$62,342	2.92	\$22.65	\$26.16	\$30.61	\$34.24	\$36.42	\$47,109	\$54,418	\$63,674	\$71,219	\$75,749
29-1127	Speech-language pathologists	100	12.38	\$42.66	\$88,723	2.89	\$30.35	\$36.68	\$41.34	\$47.40	\$62.11	\$63,125	\$76,302	\$85,995	\$98,592	\$129,179
29-1128	Exercise physiologists	20	38.33	\$17.13	\$35,635	4.10	\$12.61	\$13.82	\$16.34	\$20.14	\$23.18	\$26,236	\$28,736	\$33,984	\$41,884	\$48,208
29-1131	Veterinarians	160	26.17	\$33.54	\$69,773	15.47	\$16.38	\$18.60	\$37.08	\$42.04	\$44.95	\$34,062	\$38,686	\$77,119	\$87,446	\$93,488
29-1141	Registered nurses	1,920	8.43	\$28.97	\$60,264	3.22	\$20.80	\$24.46	\$28.20	\$33.59	\$38.39	\$43,270	\$50,876	\$58,656	\$69,867	\$79,842
29-1171	Nurse practitioners	100	22.89	\$38.19	\$79,439	2.47	\$30.13	\$33.78	\$39.06	\$43.46	\$46.35	\$62,665	\$70,264	\$81,248	\$90,392	\$96,406
29-1181	Audiologists	20	35.95	\$34.81	\$72,411	4.26	\$26.62	\$30.46	\$35.27	\$40.31	\$43.74	\$55,361	\$63,367	\$73,355	\$83,849	\$90,983
29-1199	Health diagnosing and treating practitioners, all other	#	#	\$46.18	\$96,061	10.05	\$29.96	\$35.92	\$50.93	\$55.26	\$57.86	\$62,322	\$74,711	\$105,933	\$114,944	\$120,350

Data unavailable

Occupational Code	Occupational Title	Employment Estimate	Employment Percentage Relative Standard Error	Average Hourly Wage	Average Annual Wage	Wage Percentage Relative Standard Error	10th Percentile (Hourly)	25th Percentile (Hourly)	50th Percentile (Hourly)	75th Percentile (Hourly)	90th Percentile (Hourly)	10th Percentile (Annual)	25th Percentile (Annual)	50th Percentile (Annual)	75th Percentile (Annual)	90th Percentile (Annual)
29-2011	Medical and clinical laboratory technologists	60	24.10	\$30.09	\$62,577	3.82	\$21.97	\$25.41	\$29.66	\$34.78	\$40.84	\$45,705	\$52,844	\$61,694	\$72,343	\$84,951
29-2012	Medical and clinical laboratory technicians	90	8.26	\$22.57	\$46,939	4.90	\$13.28	\$16.25	\$21.81	\$28.31	\$34.13	\$27,618	\$33,808	\$45,369	\$58,875	\$70,987
29-2021	Dental hygienists	170	36.86	\$39.95	\$83,089	2.61	\$34.88	\$38.32	\$41.03	\$43.75	\$45.42	\$72,556	\$79,696	\$85,345	\$90,994	\$94,470
29-2031	Cardiovascular technologists and technicians	20	41.07	\$32.15	\$66,872	16.17	\$13.39	\$17.37	\$38.01	\$42.64	\$45.41	\$27,851	\$36,126	\$79,066	\$88,687	\$94,460
29-2032	Diagnostic medical sonographers	30	20.31	\$35.26	\$73,348	2.05	\$29.03	\$31.65	\$35.37	\$40.09	\$43.63	\$60,386	\$65,839	\$73,580	\$83,381	\$90,757
29-2034	Radiologic technologists and technicians	160	12.79	\$27.71	\$57,641	3.21	\$19.72	\$22.36	\$26.86	\$32.70	\$37.73	\$41,024	\$46,508	\$55,874	\$68,024	\$78,479
29-2035	Magnetic resonance imaging technologists	30	13.59	\$33.57	\$69,826	3.63	\$26.72	\$30.38	\$33.61	\$36.94	\$42.14	\$55,572	\$63,198	\$69,906	\$76,841	\$87,659
29-2041	Emergency medical technicians and paramedics	290	22.85	\$17.74	\$36,906	8.96	\$8.51	\$10.97	\$16.85	\$23.10	\$29.01	\$17,697	\$22,818	\$35,052	\$48,039	\$60,339
29-2051	Dietetic technicians	30	22.49	\$13.50	\$28,078	4.25	\$10.88	\$12.18	\$13.31	\$14.44	\$16.61	\$22,626	\$25,334	\$27,682	\$30,031	\$34,542
29-2052	Pharmacy technicians	140	7.05	\$14.83	\$30,842	1.68	\$11.45	\$12.69	\$14.33	\$16.71	\$18.58	\$23,808	\$26,405	\$29,810	\$34,763	\$38,639
29-2054	Respiratory therapy technicians	30	40.44	\$19.58	\$40,731	8.95	\$12.57	\$14.08	\$17.71	\$23.01	\$31.52	\$26,149	\$29,287	\$36,846	\$47,851	\$65,554
29-2055	Surgical technologists	90	28.59	\$21.62	\$44,979	5.44	\$14.19	\$16.84	\$21.78	\$26.46	\$28.92	\$29,506	\$35,026	\$45,309	\$55,043	\$60,156
29-2056	Veterinary technologists and technicians	#	#	\$18.18	\$37,810	8.46	\$13.53	\$15.60	\$18.98	\$21.01	\$22.24	\$28,150	\$32,450	\$39,469	\$43,696	\$46,252
29-2061	Licensed practical and licensed vocational nurses	270	12.38	\$18.72	\$38,945	3.49	\$11.35	\$15.60	\$18.84	\$22.17	\$25.85	\$23,600	\$32,440	\$39,180	\$46,122	\$53,764
29-2071	Medical records and health information technicians	110	16.06	\$19.94	\$41,469	2.05	\$15.07	\$16.55	\$19.10	\$22.70	\$27.19	\$31,339	\$34,428	\$39,729	\$47,221	\$56,550
29-2081	Opticians, dispensing	40	30.53	\$16.89	\$35,125	4.24	\$12.26	\$13.36	\$15.48	\$18.79	\$25.62	\$25,501	\$27,794	\$32,196	\$39,090	\$53,290
29-2099	Health technologists and technicians, all other	50	35.13	\$17.07	\$35,511	3.88	\$12.06	\$13.12	\$15.23	\$20.82	\$24.61	\$25,089	\$27,286	\$31,671	\$43,306	\$51,190
29-9011	Occupational health and safety specialists	120	16.20	\$34.56	\$71,893	2.26	\$22.32	\$30.01	\$35.07	\$40.80	\$44.45	\$46,433	\$62,430	\$72,951	\$84,874	\$92,447
29-9012	Occupational health and safety technicians	30	8.90	\$33.04	\$68,715	2.55	\$23.16	\$28.56	\$33.04	\$39.38	\$44.32	\$48,182	\$59,412	\$68,731	\$81,911	\$92,184
29-9091	Athletic trainers	30	42.31	#	\$41,878	5.60	#	#	#	#	#	\$28,189	\$33,056	\$42,533	\$49,860	\$56,799
29-9099	Healthcare practitioners and technical workers, all other	20	5.25	#	#	#	#	#	#	#	#	#	#	#	#	#
31-0000	Healthcare support	2,250	9.13	\$14.75	\$30,687	3.88	\$9.51	\$10.97	\$13.47	\$17.15	\$22.63	\$19,775	\$22,821	\$28,022	\$35,681	\$47,076
31-1011	Home health aides	510	16.85	\$12.92	\$26,870	4.15	\$8.82	\$10.04	\$11.60	\$14.31	\$17.90	\$18,343	\$20,878	\$24,124	\$29,773	\$37,241
31-1014	Nursing assistants	650	13.41	\$12.22	\$25,416	1.71	\$9.39	\$10.51	\$12.23	\$13.81	\$14.87	\$19,526	\$21,869	\$25,443	\$28,722	\$30,921
31-2021	Physical therapist assistants	30	28.96	\$21.61	\$44,958	4.31	\$15.65	\$19.15	\$21.96	\$25.35	\$27.51	\$32,551	\$39,824	\$45,675	\$52,732	\$57,223
31-2022	Physical therapist aides	#	#	\$14.37	\$29,899	20.19	\$10.05	\$10.83	\$12.58	\$18.96	\$21.51	\$20,911	\$22,534	\$26,168	\$39,427	\$44,738
31-9011	Massage therapists	200	32.35	\$20.91	\$43,489	21.63	\$8.32	\$9.34	\$24.00	\$31.13	\$34.08	\$17,304	\$19,422	\$49,930	\$64,742	\$70,887
31-9091	Dental assistants	250	38.48	\$18.03	\$37,494	5.14	\$15.16	\$16.04	\$17.51	\$19.57	\$22.63	\$31,538	\$33,369	\$36,420	\$40,710	\$47,073
31-9092	Medical assistants	230	12.09	\$16.03	\$33,343	5.31	\$10.28	\$12.61	\$15.43	\$18.78	\$23.07	\$21,373	\$26,235	\$32,096	\$39,052	\$47,992
31-9094	Medical transcriptionists	70	32.52	\$19.42	\$40,403	2.22	\$13.43	\$16.16	\$19.72	\$22.42	\$25.99	\$27,925	\$33,615	\$41,025	\$46,636	\$54,051
31-9097	Phlebotomists	60	29.40	\$14.98	\$31,158	4.49	\$11.15	\$12.93	\$15.19	\$17.04	\$18.14	\$23,190	\$26,887	\$31,596	\$35,434	\$37,737
31-9099	Healthcare support workers, all other	110	0.11	\$13.61	\$28,311	1.35	\$10.08	\$11.25	\$12.97	\$15.02	\$18.46	\$20,959	\$23,398	\$26,979	\$31,232	\$38,401
33-0000	Protective service	2,810	5.30	\$20.27	\$42,166	2.02	\$9.78	\$13.36	\$19.45	\$25.75	\$32.30	\$20,347	\$27,796	\$40,460	\$53,556	\$67,188
33-1011	First-line supervisors/managers of correctional officers	30	1.58	\$30.17	\$62,746	2.55	\$22.34	\$25.94	\$30.16	\$33.81	\$36.01	\$46,474	\$53,950	\$62,729	\$70,334	\$74,898
33-1012	First-line supervisors/managers of police and detectives	100	9.32	\$37.62	\$78,252	2.04	\$27.51	\$31.84	\$37.42	\$43.01	\$48.90	\$57,230	\$66,224	\$77,829	\$89,469	\$101,720
33-1021	First-line supervisors/managers of fire fighting and prevention workers	40	31.56	\$37.07	\$77,104	5.73	\$17.26	\$30.93	\$38.44	\$45.31	\$53.22	\$35,891	\$64,327	\$79,958	\$94,254	\$110,708
33-1099	First-line supervisors/managers, protective service workers, all other	60	14.92	\$23.88	\$49,668	5.21	\$13.53	\$18.76	\$24.49	\$29.44	\$33.12	\$28,143	\$39,031	\$50,942	\$61,227	\$68,889
33-2011	Fire fighters	370	31.83	\$22.05	\$45,872	4.48	\$11.71	\$16.43	\$21.91	\$27.46	\$33.29	\$24,353	\$34,180	\$45,563	\$57,120	\$69,242
33-2021	Fire inspectors and investigators	20	43.20	\$32.12	\$66,816	3.55	\$27.81	\$30.10	\$32.40	\$34.69	\$36.09	\$57,837	\$62,606	\$67,386	\$72,165	\$75,068
33-3012	Correctional officers and jailers	330	3.24	\$20.06	\$41,727	1.24	\$11.03	\$16.88	\$20.07	\$22.85	\$27.20	\$22,939	\$35,118	\$41,750	\$47,518	\$56,571
33-3021	Detectives and criminal investigators	80	10.79	\$33.80	\$70,302	3.59	\$22.08	\$25.25	\$29.90	\$39.16	\$54.09	\$45,933	\$52,516	\$62,191	\$81,462	\$112,502
33-3051	Police and sheriff's patrol officers	700	4.53	\$24.66	\$51,297	1.19	\$18.82	\$20.89	\$24.35	\$28.01	\$32.46	\$39,147	\$43,452	\$50,657	\$58,256	\$67,526
33-9011	Animal control workers	80	23.56	\$13.25	\$27,563	2.41	\$8.45	\$9.75	\$12.53	\$14.97	\$20.30	\$17,566	\$20,287	\$26,062	\$31,139	\$42,225
33-9032	Security guards	210	14.76	\$13.67	\$28,431	5.18	\$8.91	\$10.77	\$13.23	\$15.75	\$18.29	\$18,542	\$22,394	\$27,513	\$32,766	\$38,049

Data unavailable

Occupational Code	Occupational Title	Employment Estimate	Employment Percentage Relative Standard Error	Average Hourly Wage	Average Annual Wage	Wage Percentage Relative Standard Error	10th Percentile (Hourly)	25th Percentile (Hourly)	50th Percentile (Hourly)	75th Percentile (Hourly)	90th Percentile (Hourly)	10th Percentile (Annual)	25th Percentile (Annual)	50th Percentile (Annual)	75th Percentile (Annual)	90th Percentile (Annual)
33-9091	Crossing guards	110	16.30	\$14.23	\$29,589	4.80	\$9.86	\$10.57	\$12.08	\$18.61	\$21.54	\$20,512	\$21,991	\$25,134	\$38,719	\$44,795
33-9092	Lifeguards, ski patrol, and other recreational protective service workers	390	10.61	\$10.96	\$22,791	3.40	\$8.16	\$8.94	\$10.30	\$11.78	\$15.28	\$16,976	\$18,604	\$21,434	\$24,497	\$31,788
33-9093	Transportation security screeners	60	0.00	\$17.16	\$35,691	1.57	\$14.00	\$14.01	\$16.23	\$18.58	\$22.14	\$29,128	\$29,140	\$33,753	\$38,652	\$46,053
33-9099	Protective service workers, all other	240	3.13	\$15.60	\$32,455	2.58	\$11.57	\$12.94	\$15.05	\$16.45	\$21.14	\$24,062	\$26,924	\$31,308	\$34,222	\$43,971
35-0000	Food preparation and serving-related	10,190	4.53	\$10.61	\$22,065	2.30	\$7.96	\$8.43	\$9.22	\$12.16	\$15.55	\$16,548	\$17,532	\$19,173	\$25,292	\$32,354
35-1011	Chefs and head cooks	60	47.12	\$21.10	\$43,885	5.55	\$15.73	\$16.99	\$19.11	\$22.44	\$32.32	\$32,712	\$35,348	\$39,739	\$46,683	\$67,219
35-1012	First-line supervisors/managers of food preparation and serving workers	580	13.56	\$16.05	\$33,377	4.35	\$9.26	\$12.10	\$15.47	\$20.17	\$22.95	\$19,264	\$25,172	\$32,173	\$41,955	\$47,734
35-2011	Cooks, fast food	#	#	\$8.36	\$17,382	5.51	\$7.82	\$8.09	\$8.54	\$8.99	\$9.26	\$16,266	\$16,827	\$17,763	\$18,699	\$19,261
35-2012	Cooks, institution and cafeteria	510	15.64	\$11.95	\$24,864	2.38	\$8.96	\$10.00	\$11.32	\$13.73	\$16.47	\$18,627	\$20,797	\$23,541	\$28,561	\$34,248
35-2014	Cooks, restaurant	1,420	24.31	\$11.17	\$23,227	7.16	\$8.05	\$8.66	\$10.22	\$13.10	\$14.63	\$16,736	\$18,004	\$21,261	\$27,255	\$30,429
35-2015	Cooks, short order	100	39.44	\$9.86	\$20,512	5.59	\$7.97	\$8.47	\$9.30	\$10.85	\$12.07	\$16,582	\$17,618	\$19,344	\$22,563	\$25,095
35-2021	Food preparation workers	600	16.59	\$11.22	\$23,335	3.98	\$8.30	\$9.29	\$10.78	\$13.06	\$14.94	\$17,266	\$19,324	\$22,426	\$27,156	\$31,066
35-3011	Bartenders	420	15.93	\$9.48	\$19,725	5.42	\$7.85	\$8.15	\$8.67	\$9.18	\$12.75	\$16,318	\$16,958	\$18,025	\$19,092	\$26,521
35-3021	Combined food preparation and serving workers, including fast food	2,480	6.16	\$9.47	\$19,699	2.98	\$7.91	\$8.31	\$8.99	\$10.54	\$12.70	\$16,452	\$17,293	\$18,695	\$21,922	\$26,411
35-3022	Counter attendants, cafeteria, food concession, and coffee shop	120	21.80	\$9.74	\$20,255	3.81	\$7.91	\$8.32	\$9.00	\$10.32	\$11.69	\$16,457	\$17,306	\$18,720	\$21,459	\$24,313
35-3031	Waiters and waitresses	2,200	10.59	\$10.64	\$22,134	5.49	\$7.91	\$8.32	\$9.01	\$12.91	\$16.85	\$16,459	\$17,312	\$18,732	\$26,855	\$35,048
35-3041	Food servers, nonrestaurant	150	32.64	\$10.19	\$21,187	6.60	\$7.92	\$8.33	\$9.02	\$12.28	\$14.88	\$16,466	\$17,327	\$18,764	\$25,551	\$30,957
35-9011	Dining room and cafeteria attendants and bartender helpers	290	28.59	\$9.77	\$20,313	4.44	\$7.94	\$8.39	\$9.15	\$11.15	\$13.41	\$16,517	\$17,457	\$19,022	\$23,196	\$27,885
35-9021	Dishwashers	530	20.45	\$8.95	\$18,624	2.89	\$7.90	\$8.29	\$8.95	\$9.83	\$10.99	\$16,436	\$17,253	\$18,615	\$20,442	\$22,868
35-9031	Hosts and hostesses, restaurant, lounge, and coffee shop	270	20.95	\$10.95	\$22,774	11.89	\$7.93	\$8.36	\$9.09	\$14.69	\$17.90	\$16,494	\$17,399	\$18,907	\$30,559	\$37,223
37-0000	Building and grounds cleaning and maintenance	4,160	7.09	\$12.85	\$26,728	2.29	\$8.69	\$9.99	\$11.79	\$14.44	\$18.36	\$18,065	\$20,781	\$24,515	\$30,027	\$38,184
37-1011	First-line supervisors/managers of housekeeping and janitorial workers	140	22.92	\$20.48	\$42,597	3.54	\$12.70	\$14.26	\$19.46	\$24.96	\$31.35	\$26,410	\$29,651	\$40,479	\$51,919	\$65,213
37-1012	First-line supervisors/managers of landscaping, lawn service, and groundskeeping workers	#	#	\$23.76	\$49,431	6.25	\$19.08	\$20.10	\$21.79	\$24.32	\$33.45	\$39,695	\$41,805	\$45,321	\$50,580	\$69,579
37-2011	Janitors and cleaners, except maids and housekeeping cleaners	1,220	11.44	\$12.49	\$25,989	1.96	\$9.07	\$10.25	\$11.97	\$14.13	\$17.09	\$18,874	\$21,329	\$24,898	\$29,383	\$35,553
37-2012	Maids and housekeeping cleaners	1,500	11.57	\$10.83	\$22,519	3.80	\$8.19	\$9.01	\$10.41	\$11.90	\$14.40	\$17,028	\$18,732	\$21,655	\$24,754	\$29,953
37-2021	Pest control workers	#	#	\$15.51	\$32,264	14.56	\$11.77	\$12.40	\$13.45	\$14.55	\$22.09	\$24,483	\$25,796	\$27,981	\$30,269	\$45,946
37-3011	Landscaping and groundskeeping workers	990	12.02	\$13.71	\$28,515	4.31	\$9.61	\$10.75	\$12.97	\$15.95	\$19.01	\$19,998	\$22,352	\$26,984	\$33,167	\$39,531
37-3012	Pesticide handlers, sprayers, and applicators, vegetation	#	#	\$16.59	\$34,498	6.31	\$13.21	\$14.95	\$16.46	\$17.97	\$20.89	\$27,472	\$31,105	\$34,245	\$37,386	\$43,456
37-3019	Grounds maintenance workers, all other	#	#	\$14.72	\$30,617	6.81	\$11.95	\$12.65	\$13.80	\$16.20	\$20.09	\$24,863	\$26,305	\$28,708	\$33,700	\$41,786
39-0000	Personal care and service	2,730	5.77	\$11.75	\$24,435	2.57	\$8.09	\$8.75	\$10.24	\$13.19	\$17.58	\$16,818	\$18,207	\$21,297	\$27,430	\$36,566
39-1021	First-line supervisors/managers of personal service workers	90	12.66	\$18.35	\$38,173	3.70	\$9.96	\$13.67	\$17.32	\$22.36	\$27.38	\$20,712	\$28,428	\$36,020	\$46,504	\$56,956
39-2021	Nonfarm animal caretakers	120	41.90	\$10.73	\$22,316	6.82	\$8.12	\$8.84	\$10.43	\$12.52	\$14.21	\$16,892	\$18,394	\$21,700	\$26,047	\$29,548
39-3031	Ushers, lobby attendants, and ticket takers	40	10.71	\$11.13	\$23,152	9.19	\$8.35	\$9.55	\$10.58	\$11.63	\$16.21	\$17,376	\$19,872	\$22,014	\$24,190	\$33,707
39-3091	Amusement and recreation attendants	250	24.48	\$10.84	\$22,542	3.35	\$8.25	\$9.17	\$10.53	\$11.71	\$13.89	\$17,163	\$19,072	\$21,900	\$24,365	\$28,895
39-3093	Locker room, coatroom, and dressing room attendants	20	17.70	\$10.97	\$22,822	3.82	\$9.56	\$10.07	\$10.93	\$11.73	\$13.35	\$19,887	\$20,952	\$22,728	\$24,408	\$27,763
39-5012	Hairdressers, hairstylists, and cosmetologists	220	28.22	\$10.71	\$22,267	7.20	\$8.07	\$8.72	\$10.06	\$11.71	\$14.31	\$16,793	\$18,146	\$20,923	\$24,351	\$29,762
39-6012	Concierges	20	33.81	\$14.40	\$29,946	3.43	\$10.24	\$12.62	\$15.02	\$16.72	\$17.73	\$21,291	\$26,252	\$31,238	\$34,769	\$36,888

Data unavailable

Occupational Code	Occupational Title	Employment Estimate	Employment Percentage Relative Standard Error	Average Hourly Wage	Average Annual Wage	Wage Percentage Relative Standard Error	10th Percentile (Hourly)	25th Percentile (Hourly)	50th Percentile (Hourly)	75th Percentile (Hourly)	90th Percentile (Hourly)	10th Percentile (Annual)	25th Percentile (Annual)	50th Percentile (Annual)	75th Percentile (Annual)	90th Percentile (Annual)
39-7011	Tour guides and escorts	#	#	\$14.76	\$30,706	6.65	\$10.69	\$13.45	\$15.45	\$16.86	\$17.70	\$22,233	\$27,986	\$32,135	\$35,059	\$36,813
39-7012	Travel guides	#	#	\$16.46	\$34,244	6.90	\$12.90	\$14.72	\$16.44	\$18.10	\$20.76	\$26,825	\$30,611	\$34,189	\$37,657	\$43,173
39-9011	Child care workers	350	21.66	\$10.74	\$22,334	5.23	\$8.01	\$8.57	\$9.58	\$11.49	\$16.58	\$16,662	\$17,817	\$19,929	\$23,907	\$34,490
39-9021	Personal and home care aides	980	9.61	\$9.79	\$20,366	2.90	\$7.94	\$8.40	\$9.16	\$10.76	\$13.23	\$16,523	\$17,471	\$19,051	\$22,372	\$27,512
39-9031	Fitness trainers and aerobics instructors	160	15.30	\$19.67	\$40,922	7.36	\$10.63	\$13.58	\$17.78	\$25.80	\$31.83	\$22,107	\$28,255	\$36,977	\$53,673	\$66,206
39-9032	Recreation workers	300	12.10	\$13.31	\$27,688	3.57	\$8.66	\$9.88	\$11.50	\$14.60	\$21.13	\$18,010	\$20,547	\$23,928	\$30,364	\$43,956
41-0000	Sales and related	11,370	2.60	\$16.25	\$33,797	2.56	\$8.66	\$10.22	\$13.34	\$18.45	\$26.77	\$18,020	\$21,248	\$27,758	\$38,378	\$55,673
41-1011	First-line supervisors/managers of retail sales workers	1,110	7.96	\$20.33	\$42,282	3.51	\$12.27	\$14.77	\$18.66	\$23.95	\$29.20	\$25,522	\$30,714	\$38,804	\$49,809	\$60,739
41-1012	First-line supervisors/managers of non-retail sales workers	110	21.48	\$29.83	\$62,044	6.86	\$16.58	\$20.79	\$26.51	\$37.92	\$51.27	\$34,486	\$43,244	\$55,147	\$78,869	\$106,640
41-2011	Cashiers	3,270	5.10	\$11.45	\$23,810	2.61	\$8.25	\$9.15	\$10.99	\$13.42	\$15.76	\$17,161	\$19,037	\$22,857	\$27,922	\$32,785
41-2021	Counter and rental clerks	550	14.24	\$14.26	\$29,656	9.74	\$8.75	\$10.18	\$12.91	\$15.23	\$23.41	\$18,193	\$21,171	\$26,859	\$31,680	\$48,682
41-2022	Parts salespersons	210	19.39	\$16.25	\$33,801	6.01	\$10.16	\$11.82	\$15.30	\$18.81	\$25.22	\$21,133	\$24,582	\$31,824	\$39,117	\$52,451
41-2031	Retail salespersons	3,780	5.25	\$13.68	\$28,462	4.66	\$8.49	\$9.74	\$11.88	\$15.21	\$19.46	\$17,664	\$20,269	\$24,716	\$31,629	\$40,474
41-3011	Advertising sales agents	100	39.56	\$21.05	\$43,782	8.27	\$11.73	\$15.40	\$18.02	\$23.48	\$38.92	\$24,400	\$32,038	\$37,488	\$48,834	\$80,964
41-3021	Insurance sales agents	270	21.81	\$27.83	\$57,886	13.73	\$13.33	\$18.92	\$22.83	\$28.40	\$46.98	\$27,733	\$39,350	\$47,479	\$59,080	\$97,723
41-3031	Securities, commodities, and financial services sales agents	200	20.88	\$35.82	\$74,510	22.76	\$11.45	\$16.14	\$21.79	\$40.71	#	\$23,810	\$33,581	\$45,330	\$84,677	#
41-3041	Travel agents	40	15.68	\$15.24	\$31,695	16.18	\$8.31	\$9.24	\$15.83	\$17.99	\$25.53	\$17,295	\$19,211	\$32,921	\$37,426	\$53,111
41-3099	Sales representatives, services, all other	340	18.56	\$23.48	\$48,835	6.69	\$12.92	\$18.81	\$21.13	\$24.20	\$40.71	\$26,866	\$39,129	\$43,945	\$50,346	\$84,669
41-4012	Sales representatives, wholesale and manufacturing, except technical and scientific products	1,060	10.53	\$24.91	\$51,806	5.35	\$11.84	\$16.44	\$21.45	\$28.85	\$39.35	\$24,631	\$34,196	\$44,617	\$60,013	\$81,841
41-9021	Real estate brokers	#	#	\$35.20	\$73,215	12.17	\$15.00	\$31.02	\$34.71	\$41.55	\$46.14	\$31,203	\$64,512	\$72,195	\$86,429	\$95,965
41-9022	Real estate sales agents	200	32.11	\$20.72	\$43,101	12.42	\$8.94	\$14.86	\$17.65	\$30.08	\$33.65	\$18,603	\$30,902	\$36,705	\$62,559	\$70,000
41-9099	Sales and related workers, all other	100	25.11	\$12.38	\$25,742	3.47	\$8.84	\$10.16	\$11.95	\$13.97	\$15.89	\$18,390	\$21,138	\$24,849	\$29,057	\$33,041
43-0000	Office and administrative support	16,690	3.33	\$16.16	\$33,618	0.98	\$9.31	\$11.70	\$15.04	\$19.25	\$25.31	\$19,357	\$24,327	\$31,273	\$40,042	\$52,650
43-1011	First-line supervisors/managers of office and administrative support workers	840	12.13	\$22.46	\$46,725	2.53	\$12.26	\$16.06	\$21.26	\$26.97	\$34.61	\$25,509	\$33,415	\$44,229	\$56,107	\$71,990
43-2011	Switchboard operators, including answering service	40	17.21	\$12.37	\$25,734	3.21	\$9.04	\$10.71	\$12.53	\$14.06	\$15.16	\$18,811	\$22,274	\$26,070	\$29,246	\$31,540
43-3011	Bill and account collectors	100	19.21	\$18.15	\$37,744	4.83	\$11.99	\$13.83	\$17.19	\$23.37	\$26.92	\$24,939	\$28,761	\$35,765	\$48,615	\$56,004
43-3021	Billing and posting clerks and machine operators	430	26.34	\$16.42	\$34,147	2.37	\$12.02	\$13.90	\$16.40	\$18.75	\$21.96	\$25,001	\$28,907	\$34,112	\$38,990	\$45,678
43-3031	Bookkeeping, accounting, and auditing clerks	2,380	12.20	\$16.86	\$35,068	3.26	\$8.64	\$11.89	\$15.89	\$20.95	\$27.19	\$17,972	\$24,722	\$33,047	\$43,568	\$56,545
43-3051	Payroll and timekeeping clerks	70	10.62	\$20.60	\$42,857	2.62	\$15.23	\$16.97	\$19.90	\$23.11	\$28.42	\$31,670	\$35,293	\$41,392	\$48,075	\$59,112
43-3061	Procurement clerks	20	14.22	\$20.27	\$42,156	2.08	\$18.01	\$19.02	\$20.48	\$21.98	\$22.58	\$37,469	\$39,561	\$42,603	\$45,715	\$46,968
43-3071	Tellers	570	11.09	\$12.64	\$26,300	2.51	\$9.90	\$10.53	\$11.58	\$14.32	\$17.42	\$20,589	\$21,898	\$24,088	\$29,782	\$36,239
43-3099	Financial clerks, all other	20	31.54	\$18.50	\$38,481	5.83	\$12.29	\$14.63	\$17.98	\$21.97	\$26.79	\$25,559	\$30,436	\$37,408	\$45,702	\$55,715
43-4031	Court, municipal, and license clerks	340	8.51	\$17.77	\$36,962	1.91	\$12.56	\$14.04	\$16.77	\$20.71	\$25.44	\$26,130	\$29,196	\$34,887	\$43,085	\$52,906
43-4051	Customer service representatives	600	9.94	\$15.66	\$32,565	2.88	\$9.96	\$11.72	\$14.24	\$19.30	\$22.78	\$20,707	\$24,387	\$29,616	\$40,149	\$47,378
43-4071	File clerks	80	23.21	\$15.21	\$31,639	3.45	\$10.88	\$12.41	\$14.21	\$17.34	\$21.80	\$22,623	\$25,809	\$29,567	\$36,063	\$45,340
43-4081	Hotel, motel, and resort desk clerks	750	25.50	\$10.49	\$21,814	6.16	\$8.10	\$8.79	\$10.03	\$11.61	\$13.98	\$16,850	\$18,289	\$20,853	\$24,148	\$29,087
43-4111	Interviewers, except eligibility and loan	60	20.79	\$17.40	\$36,185	5.93	\$11.12	\$13.40	\$16.90	\$20.77	\$24.82	\$23,120	\$27,879	\$35,161	\$43,200	\$51,635
43-4121	Library assistants, clerical	#	#	\$11.92	\$24,795	3.67	\$8.67	\$9.98	\$11.62	\$13.89	\$15.94	\$18,038	\$20,761	\$24,165	\$28,891	\$33,151
43-4131	Loan interviewers and clerks	100	24.66	\$16.06	\$33,398	4.43	\$10.82	\$13.04	\$16.03	\$18.35	\$21.80	\$22,511	\$27,122	\$33,338	\$38,175	\$45,341
43-4141	New accounts clerks	80	31.46	\$14.94	\$31,065	9.41	\$10.47	\$11.83	\$14.07	\$18.14	\$21.35	\$21,780	\$24,604	\$29,273	\$37,734	\$44,400
43-4151	Order clerks	90	21.63	\$15.16	\$31,526	5.58	\$9.20	\$10.98	\$13.97	\$17.95	\$24.95	\$19,130	\$22,838	\$29,052	\$37,344	\$51,901
43-4161	Human resources assistants, except payroll and timekeeping	80	13.37	\$17.23	\$35,848	2.88	\$12.18	\$14.56	\$16.75	\$19.30	\$22.76	\$25,327	\$30,277	\$34,844	\$40,147	\$47,335

Data unavailable

Occupational Code	Occupational Title	Employment Estimate	Employment Percentage Relative Standard Error	Average Hourly Wage	Average Annual Wage	Wage Percentage Relative Standard Error	10th Percentile (Hourly)	25th Percentile (Hourly)	50th Percentile (Hourly)	75th Percentile (Hourly)	90th Percentile (Hourly)	10th Percentile (Annual)	25th Percentile (Annual)	50th Percentile (Annual)	75th Percentile (Annual)	90th Percentile (Annual)
43-4171	Receptionists and information clerks	980	10.29	\$13.00	\$27,048	2.22	\$8.75	\$10.59	\$13.02	\$15.20	\$17.58	\$18,194	\$22,021	\$27,090	\$31,624	\$36,568
43-4181	Reservation and transportation ticket agents and travel clerks	150	27.70	\$11.19	\$23,283	7.77	\$8.26	\$9.18	\$10.41	\$11.75	\$16.27	\$17,173	\$19,095	\$21,645	\$24,444	\$33,845
43-4199	Information and record clerks, all other	220	8.52	\$17.44	\$36,284	1.44	\$12.93	\$13.53	\$16.78	\$20.52	\$23.01	\$26,885	\$28,142	\$34,909	\$42,679	\$47,851
43-5011	Cargo and freight agents	#	#	\$22.04	\$45,836	4.98	\$11.63	\$18.45	\$24.05	\$26.47	\$27.93	\$24,197	\$38,379	\$50,025	\$55,067	\$58,092
43-5021	Couriers and messengers	#	#	\$14.14	\$29,412	3.42	\$11.91	\$12.76	\$14.08	\$15.63	\$17.43	\$24,781	\$26,546	\$29,290	\$32,515	\$36,249
43-5031	Police, fire, and ambulance dispatchers	120	14.14	\$19.02	\$39,567	2.22	\$15.25	\$16.60	\$18.87	\$21.42	\$22.96	\$31,721	\$34,529	\$39,240	\$44,560	\$47,755
43-5032	Dispatchers, except police, fire, and ambulance	160	9.48	\$26.21	\$54,522	6.19	\$13.17	\$16.39	\$23.08	\$36.13	\$42.90	\$27,401	\$34,093	\$48,000	\$75,160	\$89,236
43-5041	Meter readers, utilities	80	20.27	\$21.79	\$45,330	4.86	\$15.94	\$17.85	\$21.64	\$25.36	\$28.03	\$33,149	\$37,120	\$45,019	\$52,759	\$58,301
43-5051	Postal service clerks	100	0.00	\$24.53	\$51,028	1.47	\$22.52	\$24.39	\$25.52	\$25.53	\$26.55	\$46,832	\$50,721	\$53,091	\$53,102	\$55,233
43-5052	Postal service mail carriers	220	0.00	\$23.87	\$49,639	1.23	\$19.45	\$19.46	\$25.32	\$27.17	\$27.91	\$40,461	\$40,472	\$52,657	\$56,504	\$58,053
43-5053	Postal service mail sorters, processors, and processing machine operators	70	0.00	\$16.12	\$33,527	1.62	\$9.46	\$10.40	\$14.32	\$25.52	\$25.53	\$19,671	\$21,632	\$29,786	\$53,085	\$53,096
43-5061	Production, planning, and expediting clerks	50	21.05	\$21.47	\$44,668	5.07	\$12.11	\$14.17	\$21.77	\$27.00	\$32.27	\$25,188	\$29,473	\$45,279	\$56,168	\$67,128
43-5071	Shipping, receiving, and traffic clerks	270	13.97	\$16.34	\$33,983	6.12	\$10.29	\$12.03	\$14.88	\$18.73	\$25.85	\$21,408	\$25,021	\$39,941	\$38,967	\$53,770
43-5081	Stock clerks and order fillers	1,420	9.22	\$13.55	\$28,183	2.78	\$8.86	\$10.23	\$12.61	\$16.22	\$18.81	\$18,424	\$21,278	\$26,232	\$33,747	\$39,134
43-5111	Weighers, measurers, checkers, and samplers, recordkeeping	40	32.87	\$17.31	\$36,000	3.55	\$10.16	\$11.24	\$14.73	\$23.86	\$27.31	\$21,129	\$23,386	\$30,632	\$49,626	\$56,804
43-6011	Executive secretaries and administrative assistants	490	10.17	\$23.42	\$48,723	2.77	\$15.73	\$18.00	\$22.34	\$28.59	\$33.86	\$32,727	\$37,436	\$46,459	\$59,458	\$70,436
43-6012	Legal secretaries	160	35.92	\$18.70	\$38,891	9.88	\$8.61	\$12.64	\$17.49	\$25.83	\$28.54	\$17,906	\$26,287	\$36,387	\$53,726	\$59,364
43-6013	Medical secretaries	280	16.42	\$14.03	\$29,180	3.48	\$10.09	\$11.84	\$13.71	\$15.98	\$17.97	\$20,992	\$24,636	\$28,525	\$33,248	\$37,383
43-6014	Secretaries, except legal, medical, and executive	3,550	4.97	\$15.67	\$32,601	1.23	\$9.39	\$12.53	\$15.31	\$18.21	\$22.51	\$19,540	\$26,059	\$31,834	\$37,869	\$46,815
43-9021	Data entry keyers	70	43.61	\$15.52	\$32,290	5.13	\$10.77	\$12.40	\$14.12	\$17.93	\$23.39	\$22,409	\$25,801	\$29,379	\$37,300	\$48,643
43-9051	Mail clerks and mail machine operators, except postal service	#	#	\$15.05	\$31,303	5.73	\$11.49	\$14.62	\$15.58	\$16.93	\$17.74	\$23,903	\$30,417	\$32,401	\$35,217	\$36,907
43-9061	Office clerks, general	1,360	8.83	\$15.86	\$32,991	1.97	\$9.56	\$11.66	\$15.16	\$18.30	\$24.11	\$19,881	\$24,253	\$31,543	\$38,055	\$50,156
43-9071	Office machine operators, except computer	50	35.45	\$14.76	\$30,710	16.86	\$9.98	\$10.73	\$11.93	\$20.16	\$21.96	\$20,768	\$22,327	\$24,822	\$41,936	\$45,673
43-9199	Office and administrative support workers, all other	#	#	\$11.82	\$24,576	4.71	\$8.02	\$8.59	\$9.52	\$15.06	\$19.77	\$16,682	\$17,868	\$19,799	\$31,317	\$41,131
45-0000	Farming, fishing, and forestry	310	18.71	\$13.48	\$28,043	6.18	\$8.23	\$9.13	\$12.87	\$16.62	\$20.58	\$17,127	\$18,981	\$26,780	\$34,563	\$42,801
45-2092	Farmworkers and laborers, crop, nursery, and greenhouse	150	34.22	\$11.13	\$23,157	6.67	\$7.96	\$8.44	\$9.24	\$13.65	\$16.19	\$16,559	\$17,560	\$19,228	\$28,394	\$33,684
45-2093	Farmworkers, farm and ranch animals	90	38.22	\$14.57	\$30,306	9.26	\$9.87	\$11.13	\$15.02	\$17.44	\$19.82	\$20,520	\$23,142	\$31,236	\$36,278	\$41,217
45-2099	Agricultural workers, all other	20	45.46	\$16.60	\$34,523	10.43	\$12.30	\$13.45	\$16.08	\$19.32	\$22.32	\$25,575	\$27,966	\$33,447	\$40,179	\$46,416
45-4022	Logging equipment operators	50	22.84	\$15.37	\$31,973	19.98	\$8.37	\$9.60	\$13.55	\$20.89	\$26.22	\$17,414	\$19,974	\$28,175	\$43,442	\$54,541
47-0000	Construction and extraction	9,790	3.33	\$23.16	\$48,169	3.23	\$12.86	\$16.19	\$21.15	\$27.48	\$34.77	\$26,748	\$33,676	\$43,984	\$57,159	\$72,329
47-1011	First-line supervisors/managers of construction trades and extraction workers	800	7.38	\$35.82	\$74,496	2.78	\$21.87	\$26.38	\$33.62	\$44.06	\$54.95	\$45,487	\$54,860	\$69,930	\$91,644	\$114,302
47-2021	Brickmasons and blockmasons	#	#	\$20.82	\$43,304	6.97	\$12.75	\$14.75	\$21.26	\$25.78	\$28.56	\$26,524	\$30,687	\$44,220	\$53,616	\$59,411
47-2031	Carpenters	970	9.21	\$20.60	\$42,848	3.42	\$14.42	\$16.08	\$18.51	\$25.18	\$28.66	\$29,992	\$33,450	\$38,506	\$52,380	\$59,617
47-2051	Cement masons and concrete finishers	320	30.45	\$18.43	\$38,342	3.14	\$12.98	\$15.79	\$18.30	\$21.37	\$23.45	\$26,994	\$32,847	\$38,071	\$44,441	\$48,785
47-2061	Construction laborers	1,250	13.15	\$15.69	\$32,636	5.29	\$9.29	\$12.62	\$15.80	\$18.00	\$22.75	\$19,320	\$26,241	\$32,859	\$37,433	\$47,315
47-2071	Paving, surfacing, and tamping equipment operators	150	6.83	\$20.48	\$42,604	2.04	\$15.47	\$17.06	\$20.16	\$23.97	\$26.92	\$32,177	\$35,491	\$41,936	\$49,860	\$55,984
47-2073	Operating engineers and other construction equipment operators	890	10.41	\$23.63	\$49,141	4.19	\$15.34	\$17.95	\$22.98	\$29.42	\$34.10	\$31,900	\$37,344	\$47,791	\$61,197	\$70,926
47-2081	Drywall and ceiling tile installers	#	#	\$12.74	\$26,506	17.68	\$9.65	\$10.18	\$11.07	\$15.81	\$18.21	\$20,067	\$21,181	\$23,036	\$32,879	\$37,880
47-2111	Electricians	860	9.77	\$26.52	\$55,168	4.14	\$17.51	\$21.47	\$25.49	\$29.35	\$37.09	\$36,420	\$44,657	\$53,025	\$61,044	\$77,155
47-2121	Glaziers	170	43.96	\$19.38	\$40,305	10.38	\$11.01	\$14.47	\$18.58	\$24.20	\$28.66	\$22,904	\$30,092	\$38,652	\$50,345	\$59,611
47-2131	Insulation workers, floor, ceiling, and wall	120	40.42	\$14.78	\$30,745	19.67	\$8.30	\$9.30	\$15.96	\$17.56	\$19.83	\$17,271	\$19,342	\$33,188	\$36,527	\$41,239
47-2141	Painters, construction and maintenance	140	13.11	\$18.82	\$39,141	12.12	\$10.97	\$15.89	\$18.79	\$22.28	\$26.16	\$22,818	\$33,043	\$39,088	\$46,351	\$54,413

Data unavailable

Occupational Code	Occupational Title	Employment Estimate	Employment Percentage Relative Standard Error	Average Hourly Wage	Average Annual Wage	Wage Percentage Relative Standard Error	10th Percentile (Hourly)	25th Percentile (Hourly)	50th Percentile (Hourly)	75th Percentile (Hourly)	90th Percentile (Hourly)	10th Percentile (Annual)	25th Percentile (Annual)	50th Percentile (Annual)	75th Percentile (Annual)	90th Percentile (Annual)
47-2151	Pipelayers	130	42.19	\$17.87	\$37,168	4.81	\$12.58	\$13.82	\$16.59	\$20.94	\$25.93	\$26,157	\$28,736	\$34,512	\$43,549	\$53,928
47-2152	Plumbers, pipefitters, and steamfitters	470	25.29	\$24.33	\$50,605	8.15	\$14.00	\$19.08	\$23.88	\$28.75	\$35.21	\$29,119	\$39,681	\$49,679	\$59,802	\$73,237
47-2181	Roofers	170	15.29	\$16.50	\$34,323	5.73	\$10.46	\$12.62	\$16.30	\$19.35	\$22.86	\$21,761	\$26,246	\$33,897	\$40,241	\$47,548
47-2211	Sheet metal workers	130	43.57	\$20.11	\$41,823	8.34	\$12.49	\$14.78	\$18.29	\$25.43	\$31.00	\$25,972	\$30,750	\$38,038	\$52,892	\$64,485
47-2221	Structural iron and steel workers	130	43.94	\$20.08	\$41,776	9.12	\$12.77	\$15.49	\$18.65	\$25.77	\$28.04	\$26,559	\$32,225	\$38,783	\$53,601	\$58,324
47-3012	Helpers--carpenters	#	#	\$12.04	\$25,048	7.33	\$9.16	\$10.08	\$11.49	\$13.64	\$16.11	\$19,063	\$20,958	\$23,900	\$28,364	\$33,507
47-3015	Helpers--pipelayers, plumbers, pipefitters, and steamfitters	30	48.48	\$14.64	\$30,452	4.32	\$10.07	\$11.25	\$15.73	\$17.06	\$17.85	\$20,940	\$23,390	\$32,724	\$35,481	\$37,135
47-4011	Construction and building inspectors	#	#	\$28.61	\$59,509	6.52	\$22.06	\$24.50	\$27.14	\$31.54	\$40.41	\$45,883	\$50,969	\$56,441	\$65,608	\$84,049
47-4051	Highway maintenance workers	250	8.40	\$20.19	\$41,995	3.00	\$16.01	\$18.53	\$20.31	\$22.09	\$24.65	\$33,291	\$38,541	\$42,237	\$45,950	\$51,265
47-4071	Septic tank servicers and sewer pipe cleaners	#	#	\$18.44	\$38,348	7.87	\$15.16	\$15.96	\$17.28	\$19.77	\$25.26	\$31,539	\$33,190	\$35,942	\$41,116	\$52,531
47-5012	Rotary drill operators, oil and gas	210	34.86	\$31.62	\$65,778	13.72	\$19.29	\$24.35	\$28.17	\$41.06	\$44.29	\$40,121	\$50,650	\$58,592	\$85,414	\$92,114
47-5031	Explosives workers, ordnance handling experts, and blasters	20	12.65	\$27.06	\$56,277	2.83	\$24.02	\$25.09	\$26.88	\$28.66	\$31.45	\$49,967	\$52,195	\$55,909	\$59,622	\$65,419
47-5041	Continuous mining machine operators	230	5.49	\$27.33	\$56,846	3.02	\$20.15	\$24.28	\$27.44	\$32.10	\$35.03	\$41,914	\$50,504	\$57,084	\$66,778	\$72,867
47-5061	Roof bolters, mining	120	8.13	\$27.82	\$57,873	2.83	\$23.98	\$25.30	\$27.51	\$30.29	\$34.00	\$49,877	\$52,633	\$57,228	\$63,009	\$70,713
47-5071	Roustabouts, oil and gas	490	21.06	\$18.44	\$38,364	2.61	\$14.62	\$15.55	\$17.01	\$18.78	\$27.16	\$30,400	\$32,344	\$35,374	\$39,053	\$56,488
47-5081	Helpers--extraction workers	230	22.01	\$16.78	\$34,893	6.91	\$11.78	\$12.65	\$14.10	\$20.83	\$27.02	\$24,501	\$26,312	\$29,332	\$43,317	\$56,200
49-0000	Installation, maintenance, and repair	4,760	4.72	\$22.69	\$47,196	2.40	\$11.28	\$15.66	\$21.36	\$29.39	\$35.86	\$23,467	\$32,576	\$44,424	\$61,124	\$74,599
49-1011	First-line supervisors/managers of mechanics, installers, and repairers	330	10.29	\$30.19	\$62,795	3.06	\$18.63	\$22.46	\$28.24	\$36.54	\$46.38	\$38,750	\$46,712	\$58,740	\$76,002	\$96,461
49-2011	Computer, automated teller, and office machine repairers	30	39.29	\$17.75	\$36,920	5.25	\$10.57	\$12.93	\$19.13	\$22.42	\$25.83	\$21,995	\$26,894	\$39,784	\$46,637	\$53,724
49-2022	Telecommunications equipment installers and repairers, except line installers	210	26.49	\$22.83	\$47,484	18.63	\$12.70	\$14.37	\$22.58	\$31.53	\$34.28	\$26,422	\$29,895	\$46,970	\$65,585	\$71,307
49-2094	Electrical and electronics repairers, commercial and industrial equipment	70	36.10	\$30.46	\$63,351	3.18	\$19.12	\$21.03	\$29.56	\$40.36	\$44.13	\$39,762	\$43,735	\$61,490	\$83,958	\$91,794
49-2098	Security and fire alarm systems installers	#	#	\$25.63	\$53,306	11.97	\$17.13	\$20.47	\$26.01	\$30.98	\$34.75	\$35,621	\$42,569	\$54,097	\$64,433	\$72,280
49-3011	Aircraft mechanics and service technicians	80	19.20	\$26.75	\$55,643	12.18	\$15.77	\$18.30	\$25.08	\$30.43	\$48.98	\$32,794	\$38,055	\$52,160	\$63,287	\$101,886
49-3021	Automotive body and related repairers	100	33.43	\$22.11	\$45,993	9.59	\$14.98	\$16.82	\$20.95	\$26.56	\$29.34	\$31,148	\$34,980	\$43,577	\$55,248	\$61,034
49-3023	Automotive service technicians and mechanics	560	13.23	\$20.64	\$42,935	7.19	\$9.51	\$15.72	\$20.30	\$25.01	\$31.86	\$19,783	\$32,704	\$42,223	\$52,028	\$66,274
49-3031	Bus and truck mechanics and diesel engine specialists	230	19.12	\$25.47	\$52,970	2.62	\$16.83	\$19.92	\$24.27	\$30.37	\$36.18	\$35,001	\$41,432	\$50,483	\$63,175	\$75,249
49-3042	Mobile heavy equipment mechanics, except engines	280	10.07	\$23.65	\$49,199	2.09	\$16.67	\$19.78	\$23.73	\$27.48	\$29.79	\$34,679	\$41,138	\$49,353	\$57,162	\$61,954
49-3052	Motorcycle mechanics	40	32.44	\$16.13	\$33,551	11.82	\$10.34	\$11.92	\$16.69	\$19.90	\$21.75	\$21,507	\$24,800	\$34,723	\$41,391	\$45,248
49-3053	Outdoor power equipment and other small engine mechanics	#	#	\$16.31	\$33,916	4.67	\$14.63	\$15.29	\$16.40	\$17.52	\$18.19	\$30,437	\$31,797	\$34,116	\$36,434	\$37,826
49-3093	Tire repairers and changers	100	44.57	\$12.86	\$26,751	4.99	\$9.63	\$10.60	\$12.34	\$14.85	\$17.24	\$20,037	\$22,041	\$25,672	\$30,889	\$35,868
49-9012	Control and valve installers and repairers, except mechanical door	170	11.33	\$31.28	\$65,052	4.16	\$22.29	\$26.25	\$31.40	\$36.60	\$42.23	\$46,367	\$54,601	\$65,307	\$76,134	\$87,841
49-9021	Heating, air conditioning, and refrigeration mechanics and installers	230	26.80	\$31.04	\$64,562	5.22	\$19.21	\$30.55	\$32.91	\$35.26	\$36.72	\$39,965	\$63,539	\$68,443	\$73,346	\$76,370
49-9031	Home appliance repairers	#	#	\$18.34	\$38,143	17.98	\$12.52	\$13.75	\$18.14	\$21.18	\$23.09	\$26,043	\$28,596	\$37,739	\$44,045	\$48,021
49-9041	Industrial machinery mechanics	330	10.95	\$25.26	\$52,539	4.90	\$14.69	\$18.83	\$24.71	\$32.47	\$35.53	\$30,550	\$39,165	\$51,392	\$67,536	\$73,911
49-9043	Maintenance workers, machinery	40	5.60	\$23.72	\$49,334	6.52	\$15.53	\$17.89	\$24.85	\$28.61	\$33.05	\$32,309	\$37,202	\$51,688	\$59,512	\$68,747
49-9051	Electrical power-line installers and repairers	250	41.96	\$34.28	\$71,298	2.26	\$23.94	\$30.26	\$35.06	\$40.01	\$43.94	\$49,797	\$62,946	\$72,931	\$83,216	\$91,390
49-9071	Maintenance and repair workers, general	1,100	9.12	\$16.61	\$34,541	3.00	\$8.96	\$11.49	\$16.06	\$20.80	\$25.59	\$18,630	\$23,899	\$33,409	\$43,258	\$53,220
49-9098	Helpers--installation, maintenance, and repair workers	70	29.36	\$15.35	\$31,936	6.09	\$10.02	\$11.03	\$13.74	\$17.43	\$26.20	\$20,833	\$22,934	\$28,585	\$36,246	\$54,499

Data unavailable

Occupational Code	Occupational Title	Employment Estimate	Employment Percentage Relative Standard Error	Average Hourly Wage	Average Annual Wage	Wage Percentage Relative Standard Error	10th Percentile (Hourly)	25th Percentile (Hourly)	50th Percentile (Hourly)	75th Percentile (Hourly)	90th Percentile (Hourly)	10th Percentile (Annual)	25th Percentile (Annual)	50th Percentile (Annual)	75th Percentile (Annual)	90th Percentile (Annual)
49-9099	Installation, maintenance, and repair workers, all other	200	23.84	\$19.31	\$40,159	9.80	\$9.24	\$13.29	\$19.95	\$23.03	\$28.30	\$19,220	\$27,634	\$41,493	\$47,912	\$58,858
51-0000	Production	3,780	10.97	\$18.32	\$38,112	3.20	\$9.14	\$11.33	\$16.08	\$22.51	\$31.84	\$19,003	\$23,559	\$33,441	\$46,814	\$66,229
51-1011	First-line supervisors/managers of production and operating workers	200	11.54	\$37.33	\$77,638	4.66	\$16.10	\$22.34	\$39.37	\$48.59	\$56.26	\$33,498	\$46,477	\$81,886	\$101,062	\$117,020
51-2041	Structural metal fabricators and fitters	50	34.69	\$18.81	\$39,125	10.37	\$13.11	\$15.43	\$17.57	\$20.39	\$25.06	\$27,279	\$32,086	\$36,539	\$42,412	\$52,132
51-2092	Team assemblers	60	42.19	\$14.37	\$29,882	7.88	\$10.08	\$11.06	\$13.46	\$17.86	\$20.77	\$20,975	\$23,014	\$27,994	\$37,144	\$43,196
51-2099	Assemblers and fabricators, all other	110	24.32	\$13.91	\$28,928	5.13	\$8.75	\$11.15	\$13.39	\$16.00	\$18.37	\$18,199	\$23,198	\$27,850	\$33,284	\$38,210
51-3011	Bakers	170	25.74	\$12.03	\$25,021	8.19	\$8.25	\$9.15	\$11.15	\$14.01	\$18.41	\$17,150	\$19,039	\$23,193	\$29,139	\$38,287
51-3021	Butchers and meat cutters	60	38.12	\$16.04	\$33,365	6.27	\$11.99	\$13.28	\$15.67	\$18.90	\$21.39	\$24,949	\$27,621	\$32,585	\$39,312	\$44,490
51-3022	Meat, poultry, and fish cutters and trimmers	50	47.11	\$11.71	\$24,354	10.08	\$8.16	\$8.95	\$10.60	\$14.83	\$17.52	\$16,978	\$18,608	\$22,058	\$30,841	\$36,443
51-3023	Slaughterers and meat packers	50	22.76	\$14.28	\$29,709	8.06	\$9.76	\$10.83	\$15.15	\$17.52	\$18.88	\$20,304	\$22,521	\$31,513	\$36,435	\$39,271
51-3092	Food batchmakers	#	#	\$10.86	\$22,598	4.24	\$8.01	\$8.55	\$9.45	\$12.84	\$16.73	\$16,652	\$17,793	\$19,664	\$26,710	\$34,799
51-4041	Machinists	90	38.82	\$18.60	\$38,682	6.74	\$10.00	\$14.65	\$17.89	\$22.20	\$27.88	\$20,810	\$30,469	\$37,216	\$46,186	\$57,993
51-4081	Multiple machine tool setters, operators, and tenders, metal and plastic	#	#	\$17.20	\$35,775	4.39	\$11.99	\$15.07	\$17.08	\$19.74	\$22.82	\$24,936	\$31,339	\$35,532	\$41,064	\$47,470
51-4121	Welders, cutters, solderers, and brazers	340	13.92	\$22.62	\$47,056	3.96	\$14.98	\$16.84	\$20.43	\$27.70	\$35.07	\$31,154	\$35,018	\$42,486	\$57,623	\$72,943
51-5112	Printing press operators	80	27.11	\$15.91	\$33,086	6.04	\$9.73	\$12.30	\$14.95	\$19.79	\$22.98	\$20,232	\$25,590	\$31,086	\$41,164	\$47,807
51-5113	Print binding and finishing workers	30	23.60	\$10.84	\$22,557	17.82	\$7.91	\$8.32	\$9.00	\$11.91	\$19.95	\$16,456	\$17,304	\$18,716	\$24,777	\$41,498
51-6011	Laundry and dry-cleaning workers	240	47.76	\$10.98	\$22,832	4.41	\$8.67	\$9.85	\$10.85	\$11.85	\$13.77	\$18,033	\$20,483	\$22,575	\$24,641	\$28,632
51-6021	Pressers, textile, garment, and related materials	#	#	\$10.97	\$22,814	11.80	\$8.31	\$9.32	\$10.66	\$12.22	\$14.18	\$17,291	\$19,390	\$22,170	\$25,421	\$29,484
51-6031	Sewing machine operators	50	21.13	\$11.64	\$24,220	4.82	\$8.65	\$9.89	\$10.99	\$12.74	\$14.95	\$17,983	\$20,568	\$22,853	\$26,499	\$31,091
51-7011	Cabinetmakers and bench carpenters	140	25.08	\$20.41	\$42,453	7.13	\$12.43	\$15.01	\$18.25	\$25.18	\$33.09	\$25,859	\$31,230	\$37,952	\$52,375	\$68,831
51-7041	Sawing machine setters, operators, and tenders, wood	50	34.11	\$12.84	\$26,712	7.55	\$8.20	\$9.05	\$11.83	\$15.66	\$18.36	\$17,065	\$18,826	\$24,598	\$32,582	\$38,197
51-7042	Woodworking machine setters, operators, and tenders, except sawing	40	29.13	\$19.28	\$40,092	11.38	\$13.61	\$15.63	\$18.40	\$22.75	\$27.06	\$28,314	\$32,511	\$38,270	\$47,324	\$56,291
51-8021	Stationary engineers and boiler operators	#	#	\$26.94	\$56,028	4.40	\$23.51	\$24.66	\$26.57	\$28.47	\$32.70	\$48,907	\$51,289	\$55,257	\$59,226	\$68,011
51-8031	Water and liquid waste treatment plant and system operators	290	19.05	\$22.73	\$47,274	2.97	\$15.83	\$18.63	\$21.80	\$26.73	\$32.23	\$32,927	\$38,750	\$45,349	\$55,606	\$67,047
51-8092	Gas plant operators	160	14.15	\$28.45	\$59,179	3.29	\$22.86	\$25.27	\$28.53	\$32.66	\$35.54	\$47,540	\$52,560	\$59,349	\$67,928	\$73,921
51-8093	Petroleum pump system operators, refinery operators, and gaugers	50	17.40	\$32.45	\$67,500	2.88	\$25.72	\$29.59	\$32.64	\$35.75	\$40.59	\$53,489	\$61,548	\$67,901	\$74,355	\$84,420
51-8099	Plant and system operators, all other	90	24.90	\$25.77	\$53,598	3.63	\$17.85	\$20.47	\$24.28	\$29.38	\$38.50	\$37,134	\$42,580	\$50,498	\$61,119	\$80,079
51-9011	Chemical equipment operators and tenders	40	8.25	\$21.87	\$45,491	8.01	\$13.72	\$19.45	\$22.60	\$26.07	\$28.23	\$28,544	\$40,460	\$47,004	\$54,223	\$58,711
51-9012	Separating, filtering, clarifying, precipitating, and still machine setters, operators, and tenders	30	18.71	\$13.15	\$27,345	7.74	\$8.14	\$8.88	\$12.58	\$15.85	\$21.16	\$16,925	\$18,477	\$26,170	\$32,967	\$44,015
51-9021	Crushing, grinding, and polishing machine setters, operators, and tenders	60	28.89	\$22.22	\$46,227	3.23	\$15.92	\$19.80	\$22.45	\$26.01	\$28.32	\$33,104	\$41,175	\$46,694	\$54,102	\$58,909
51-9032	Cutting and slicing machine setters, operators, and tenders	30	37.39	\$12.17	\$25,310	6.49	\$9.83	\$10.43	\$11.44	\$13.61	\$16.26	\$20,446	\$21,703	\$23,800	\$28,308	\$33,810
51-9061	Inspectors, testers, sorters, samplers, and weighers	#	#	\$17.68	\$36,768	3.80	\$12.50	\$15.14	\$16.79	\$18.44	\$24.92	\$25,991	\$31,496	\$34,927	\$38,359	\$51,837
51-9071	Jewelers and precious stone and metal workers	20	46.35	\$14.02	\$29,161	7.21	\$10.05	\$10.94	\$13.01	\$16.13	\$18.29	\$20,912	\$22,751	\$27,060	\$33,554	\$38,041
51-9081	Dental laboratory technicians	30	49.92	\$26.28	\$54,657	14.27	\$13.58	\$19.59	\$29.19	\$33.63	\$36.15	\$28,239	\$40,753	\$60,709	\$69,957	\$75,193
51-9111	Packaging and filling machine operators and tenders	110	30.49	\$12.49	\$25,973	5.60	\$9.58	\$10.23	\$11.31	\$14.21	\$18.23	\$19,921	\$21,278	\$23,530	\$29,565	\$37,909
51-9151	Photographic process workers and processing machine operators	40	19.22	\$12.45	\$25,897	2.16	\$9.80	\$10.96	\$12.50	\$13.96	\$15.05	\$20,392	\$22,791	\$26,002	\$29,045	\$31,307

Data unavailable

Occupational Code	Occupational Title	Employment Estimate	Employment Percentage Relative Standard Error	Average Hourly Wage	Average Annual Wage	Wage Percentage Relative Standard Error	10th Percentile (Hourly)	25th Percentile (Hourly)	50th Percentile (Hourly)	75th Percentile (Hourly)	90th Percentile (Hourly)	10th Percentile (Annual)	25th Percentile (Annual)	50th Percentile (Annual)	75th Percentile (Annual)	90th Percentile (Annual)
51-9195	Molders, shapers, and casters, except metal and plastic	#	#	\$15.46	\$32,167	21.63	\$8.13	\$8.85	\$17.70	\$20.07	\$21.68	\$16,902	\$18,418	\$36,819	\$41,752	\$45,093
51-9198	Helpers--production workers	230	40.75	\$13.48	\$28,033	5.56	\$9.24	\$10.43	\$12.48	\$16.24	\$19.79	\$19,209	\$21,688	\$25,965	\$33,786	\$41,167
53-0000	Transportation and material moving	5,810	6.15	\$19.05	\$39,619	4.28	\$9.18	\$12.71	\$17.42	\$23.36	\$30.18	\$19,086	\$26,427	\$36,228	\$48,591	\$62,773
53-1021	First-line supervisors/managers of helpers, laborers, and material movers, hand	30	33.52	\$21.64	\$45,009	5.13	\$10.59	\$15.79	\$17.90	\$31.33	\$35.05	\$22,033	\$32,844	\$37,226	\$65,158	\$72,909
53-1031	First-line supervisors/managers of transportation and material-moving machine and vehicle operators	190	10.29	\$30.66	\$63,782	3.78	\$15.50	\$24.43	\$29.75	\$38.21	\$45.09	\$32,242	\$50,819	\$61,885	\$79,478	\$93,792
53-2012	Commercial pilots	50	36.84	#	\$80,474	5.29	#	#	#	#	#	\$52,462	\$58,957	\$74,505	\$105,025	\$113,962
53-3011	Ambulance drivers and attendants, except emergency medical technicians	100	42.63	\$9.60	\$19,967	11.56	\$7.86	\$8.18	\$8.72	\$9.26	\$13.84	\$16,339	\$17,011	\$18,130	\$19,262	\$28,780
53-3022	Bus drivers, school	310	5.26	\$16.34	\$33,995	2.68	\$12.44	\$13.86	\$15.85	\$17.84	\$21.49	\$25,873	\$28,822	\$32,967	\$37,114	\$44,697
53-3031	Driver/sales workers	310	35.62	\$11.59	\$24,107	10.65	\$7.97	\$8.47	\$9.35	\$14.73	\$19.75	\$16,583	\$17,622	\$19,448	\$30,636	\$41,086
53-3032	Truck drivers, heavy and tractor-trailer	1,480	8.91	\$21.01	\$43,695	3.04	\$13.36	\$16.83	\$20.49	\$25.56	\$30.40	\$27,781	\$35,011	\$42,622	\$53,156	\$63,232
53-3033	Truck drivers, light or delivery services	700	12.32	\$18.13	\$37,704	5.07	\$10.83	\$13.58	\$16.77	\$21.38	\$30.12	\$22,526	\$28,253	\$34,874	\$44,465	\$62,640
53-3041	Taxi drivers and chauffeurs	160	21.13	\$14.06	\$29,242	7.12	\$8.81	\$11.10	\$14.73	\$17.09	\$18.47	\$18,324	\$23,078	\$30,648	\$35,548	\$38,427
53-3099	Motor vehicle operators, all other	30	43.63	\$21.61	\$44,956	8.69	\$14.63	\$17.08	\$21.72	\$26.67	\$28.66	\$30,425	\$35,520	\$45,170	\$55,479	\$59,603
53-6021	Parking lot attendants	30	29.67	\$13.57	\$28,229	6.93	\$8.43	\$10.95	\$13.67	\$16.47	\$18.40	\$17,532	\$22,786	\$28,437	\$34,257	\$38,277
53-6031	Service station attendants	90	39.12	\$10.19	\$21,190	2.57	\$8.07	\$8.71	\$10.05	\$11.67	\$13.53	\$16,778	\$18,109	\$20,896	\$24,270	\$28,142
53-6099	Transportation workers, all other	#	#	\$15.91	\$33,093	2.45	\$10.52	\$12.65	\$16.13	\$18.01	\$21.47	\$21,876	\$26,308	\$33,556	\$37,468	\$44,661
53-7011	Conveyor operators and tenders	80	22.03	\$18.56	\$38,612	16.29	\$8.15	\$8.92	\$23.43	\$26.59	\$28.50	\$16,960	\$18,562	\$48,725	\$55,316	\$59,271
53-7032	Excavating and loading machine and dragline operators	340	8.50	\$25.03	\$52,059	2.12	\$17.20	\$21.36	\$25.41	\$28.53	\$33.10	\$35,784	\$44,438	\$52,852	\$59,336	\$68,847
53-7051	Industrial truck and tractor operators	260	22.99	\$13.52	\$28,126	4.58	\$9.37	\$10.49	\$13.57	\$16.53	\$17.96	\$19,499	\$21,822	\$28,230	\$34,387	\$37,348
53-7061	Cleaners of vehicles and equipment	150	21.63	\$11.56	\$24,042	5.54	\$8.47	\$9.66	\$10.99	\$13.42	\$16.32	\$17,616	\$20,103	\$22,854	\$27,910	\$33,945
53-7062	Laborers and freight, stock, and material movers, hand	530	17.86	\$13.46	\$27,997	2.93	\$8.89	\$10.86	\$13.32	\$15.31	\$17.95	\$18,485	\$22,582	\$27,700	\$31,853	\$37,335
53-7064	Packers and packagers, hand	160	37.03	\$9.27	\$19,283	3.13	\$7.91	\$8.32	\$9.01	\$10.26	\$11.76	\$16,459	\$17,311	\$18,730	\$21,344	\$24,462
53-7072	Pump operators, except wellhead pumpers	#	#	\$32.40	\$67,392	13.96	\$17.52	\$19.64	\$22.11	\$50.32	\$54.69	\$36,439	\$40,846	\$45,996	\$104,673	\$113,757
53-7073	Wellhead pumpers	80	27.71	\$28.27	\$58,811	3.80	\$23.11	\$25.04	\$28.00	\$32.28	\$35.52	\$48,079	\$52,082	\$58,246	\$67,146	\$73,873
53-7081	Refuse and recyclable material collectors	240	31.45	\$18.08	\$37,596	7.19	\$9.94	\$14.68	\$18.44	\$22.13	\$26.03	\$20,672	\$30,537	\$38,347	\$46,026	\$54,147
53-7111	Shuttle car operators	30	6.32	\$26.43	\$54,974	3.25	\$24.01	\$24.97	\$26.56	\$28.16	\$29.30	\$49,937	\$51,929	\$55,249	\$58,569	\$60,939

Data unavailable

Occupational Code	Occupational Title	Employment Estimate	Employment Percentage Relative Standard Error	Average Hourly Wage	Average Annual Wage	Wage Percentage Relative Standard Error	10th Percentile (Hourly)	25th Percentile (Hourly)	50th Percentile (Hourly)	75th Percentile (Hourly)	90th Percentile (Hourly)	10th Percentile (Annual)	25th Percentile (Annual)	50th Percentile (Annual)	75th Percentile (Annual)	90th Percentile (Annual)
00-0000	All occupations	73,500	1.31	\$20.53	\$42,707	1.49	\$9.18	\$11.92	\$16.70	\$24.57	\$35.87	\$19,090	\$24,802	\$34,729	\$51,099	\$74,605
11-0000	Management	3,170	5.43	\$44.46	\$92,481	2.51	\$21.30	\$29.83	\$40.23	\$53.69	\$71.52	\$44,298	\$62,050	\$83,682	\$111,668	\$148,760
11-1011	Chief executives	50	19.38	\$75.26	\$156,534	8.62	\$37.89	\$50.32	\$75.47	#	#	\$78,818	\$104,669	\$156,981	#	#
11-1021	General and operations managers	1,330	6.73	\$49.79	\$103,567	3.57	\$24.78	\$33.01	\$42.87	\$58.13	\$84.84	\$51,536	\$68,653	\$89,160	\$120,912	\$176,477
11-1031	Legislators	70	17.19	#	\$54,263	9.62	#	#	#	#	#	\$16,957	\$18,555	\$61,087	\$74,748	\$86,770
11-2021	Marketing managers	30	11.50	\$50.59	\$105,229	9.31	\$20.99	\$29.74	\$50.04	\$56.34	\$85.95	\$43,653	\$61,850	\$104,087	\$117,195	\$178,781
11-2022	Sales managers	60	18.05	\$54.35	\$113,043	16.17	\$24.19	\$32.09	\$40.30	\$64.84	#	\$50,324	\$66,748	\$83,816	\$134,861	#
11-2031	Public relations managers	20	18.26	\$47.97	\$99,787	17.02	\$25.36	\$28.33	\$36.42	\$43.88	#	\$52,749	\$58,928	\$75,757	\$91,266	#
11-3011	Administrative services managers	170	9.43	\$33.78	\$70,267	3.29	\$19.24	\$23.81	\$31.67	\$42.18	\$51.79	\$40,020	\$49,527	\$65,871	\$87,743	\$107,722
11-3021	Computer and information systems managers	40	6.98	\$59.71	\$124,191	10.11	\$32.86	\$39.05	\$51.23	\$65.40	#	\$68,354	\$81,233	\$106,567	\$136,028	#
11-3031	Financial managers	100	12.35	\$53.92	\$112,163	4.24	\$28.41	\$42.88	\$52.02	\$61.95	\$81.75	\$59,086	\$89,184	\$108,203	\$128,860	\$170,050
11-3071	Transportation, storage, and distribution managers	40	9.15	\$41.42	\$86,151	3.67	\$20.82	\$36.67	\$43.09	\$51.18	\$56.63	\$43,310	\$76,270	\$89,626	\$106,461	\$117,797
11-3121	Human resources managers	40	13.36	\$41.92	\$87,193	4.14	\$22.68	\$33.35	\$43.37	\$52.03	\$57.15	\$47,169	\$69,365	\$90,201	\$108,215	\$118,874
11-9021	Construction managers	220	48.11	\$48.64	\$101,177	2.93	\$34.74	\$41.63	\$49.60	\$55.56	\$59.36	\$72,259	\$86,584	\$103,172	\$115,571	\$123,477
11-9031	Education administrators, preschool and child care center/program	#	#	\$21.89	\$45,528	11.46	\$15.52	\$16.78	\$19.97	\$26.40	\$29.09	\$32,285	\$34,911	\$41,546	\$54,910	\$60,500
11-9032	Education administrators, elementary and secondary school	#	#	#	\$76,053	4.76	#	#	#	#	#	\$46,353	\$65,383	\$78,966	\$90,026	\$97,452
11-9051	Food service managers	150	18.49	\$31.94	\$66,425	7.22	\$19.28	\$22.36	\$31.63	\$40.75	\$47.04	\$40,108	\$46,506	\$65,791	\$84,750	\$97,840
11-9081	Lodging managers	130	38.51	\$27.62	\$57,454	7.73	\$16.64	\$19.62	\$22.09	\$30.85	\$48.96	\$34,608	\$40,803	\$45,948	\$64,174	\$101,847
11-9111	Medical and health services managers	120	6.89	\$48.08	\$100,011	1.86	\$22.26	\$36.23	\$48.77	\$59.31	\$70.98	\$46,291	\$75,352	\$101,440	\$123,359	\$147,637
11-9131	Postmasters and mail superintendents	40	0.00	\$27.35	\$56,884	1.68	\$16.80	\$19.87	\$30.31	\$33.24	\$35.94	\$34,954	\$41,324	\$63,053	\$69,144	\$74,745
11-9141	Property, real estate, and community association managers	90	37.88	\$39.97	\$83,147	20.14	\$19.38	\$21.81	\$31.94	\$63.09	\$69.38	\$40,302	\$45,372	\$66,426	\$131,221	\$144,315
11-9151	Social and community service managers	50	14.78	\$36.34	\$75,584	6.81	\$17.99	\$23.80	\$36.93	\$46.78	\$56.21	\$37,410	\$49,504	\$76,820	\$97,307	\$116,922
11-9199	Managers, all other	260	8.97	\$35.97	\$74,813	4.17	\$21.14	\$25.79	\$33.07	\$44.17	\$55.01	\$43,970	\$53,651	\$68,782	\$91,876	\$114,425
13-0000	Business and financial operations	3,390	4.10	\$29.83	\$62,045	2.13	\$15.19	\$20.00	\$27.13	\$35.99	\$47.92	\$31,600	\$41,597	\$56,422	\$74,859	\$99,663
13-1022	Wholesale and retail buyers, except farm products	40	33.86	\$26.89	\$55,929	7.64	\$14.24	\$20.67	\$29.91	\$33.56	\$35.74	\$29,616	\$42,989	\$62,210	\$69,796	\$74,348
13-1023	Purchasing agents, except wholesale, retail, and farm products	100	17.14	\$25.30	\$52,625	4.50	\$15.51	\$19.36	\$24.74	\$30.50	\$36.30	\$32,252	\$40,274	\$51,469	\$63,435	\$75,505
13-1041	Compliance officers, except agriculture, construction, health and safety, and transportation	70	17.72	\$30.44	\$63,321	4.51	\$17.44	\$24.41	\$30.86	\$36.04	\$43.03	\$36,284	\$50,767	\$64,181	\$74,954	\$89,500
13-1051	Cost estimators	180	20.02	\$28.73	\$59,756	4.79	\$16.26	\$21.32	\$27.73	\$35.74	\$43.36	\$33,814	\$44,351	\$57,670	\$74,333	\$90,183
13-1071	Employment, recruitment, and placement specialists	220	7.15	\$29.17	\$60,677	3.35	\$16.52	\$20.92	\$28.42	\$34.35	\$42.79	\$34,353	\$43,506	\$59,110	\$71,452	\$88,997
13-1081	Logisticians	#	#	\$54.40	\$113,144	9.71	\$33.35	\$37.18	\$62.34	\$68.22	\$71.75	\$69,360	\$77,338	\$129,671	\$141,903	\$149,242
13-1111	Management analysts	90	33.89	\$45.30	\$94,223	21.43	\$13.19	\$30.49	\$35.20	\$61.76	\$72.45	\$27,426	\$63,429	\$73,216	\$128,459	\$150,695
13-1121	Meeting, convention, and event planners	140	19.16	\$22.83	\$47,478	4.13	\$13.89	\$17.02	\$22.01	\$27.61	\$34.45	\$28,895	\$35,407	\$45,773	\$57,431	\$71,647
13-1131	Fundraisers	40	25.08	\$28.72	\$59,746	7.03	\$19.50	\$21.24	\$26.34	\$37.20	\$43.25	\$40,550	\$44,189	\$54,791	\$77,375	\$89,968
13-1141	Compensation, benefits, and job analysis specialists	30	27.89	\$30.71	\$63,876	6.36	\$21.13	\$24.18	\$27.67	\$35.70	\$48.47	\$43,953	\$50,299	\$57,563	\$74,252	\$100,814
13-1151	Training and development specialists	80	7.40	\$31.28	\$65,067	8.85	\$20.16	\$22.95	\$31.34	\$37.24	\$44.56	\$41,923	\$47,743	\$65,189	\$77,455	\$92,680
13-1161	Market research analysts	230	13.15	\$29.30	\$60,936	6.05	\$15.18	\$19.12	\$25.99	\$37.97	\$48.04	\$31,580	\$39,775	\$54,059	\$78,982	\$99,932
13-1199	Business operations specialists, all other	960	9.50	\$28.23	\$58,719	4.89	\$13.46	\$17.12	\$25.02	\$35.14	\$50.96	\$27,993	\$35,610	\$52,050	\$73,098	\$105,998
13-2011	Accountants and auditors	870	5.88	\$30.42	\$63,270	2.46	\$16.80	\$21.67	\$28.09	\$37.11	\$46.14	\$34,942	\$45,068	\$58,432	\$77,184	\$95,967
13-2021	Appraisers and assessors of real estate	60	3.73	\$25.34	\$52,714	2.42	\$18.59	\$20.97	\$24.73	\$28.58	\$34.52	\$38,669	\$43,613	\$51,438	\$59,444	\$71,797
13-2051	Financial analysts	20	32.09	\$30.56	\$63,564	11.90	\$20.40	\$23.03	\$27.59	\$34.73	\$50.37	\$42,425	\$47,898	\$57,396	\$72,234	\$104,778
13-2052	Personal financial advisors	80	49.95	\$35.03	\$72,854	14.93	\$19.64	\$21.37	\$29.39	\$35.31	\$62.11	\$40,855	\$44,444	\$61,138	\$73,452	\$129,187
13-2072	Loan officers	120	19.14	\$39.15	\$81,439	8.26	\$14.55	\$24.89	\$38.21	\$51.05	\$63.79	\$30,266	\$51,763	\$79,474	\$106,176	\$132,680
13-2081	Tax examiners, collectors, and revenue agents	40	10.97	\$22.07	\$45,899	3.97	\$18.50	\$19.47	\$21.08	\$22.69	\$27.68	\$38,478	\$40,491	\$43,845	\$47,198	\$57,570

Data unavailable

Occupational Code	Occupational Title	Employment Estimate	Employment Percentage Standard Error	Average Hourly Wage	Average Annual Wage	Wage Percentage Relative Standard Error	10th Percentile (Hourly)	25th Percentile (Hourly)	50th Percentile (Hourly)	75th Percentile (Hourly)	90th Percentile (Hourly)	10th Percentile (Annual)	25th Percentile (Annual)	50th Percentile (Annual)	75th Percentile (Annual)	90th Percentile (Annual)
13-2082	Tax preparers	#	#	\$27.29	\$56,757	12.47	\$11.09	\$13.53	\$31.40	\$35.61	\$43.66	\$23,066	\$28,134	\$65,315	\$74,078	\$90,817
13-2099	Financial specialists, all other	40	30.14	\$29.23	\$60,801	7.76	\$20.30	\$23.20	\$26.99	\$32.76	\$46.99	\$42,223	\$48,257	\$56,141	\$68,146	\$97,746
15-0000	Computer and mathematical	820	8.26	\$35.37	\$73,573	6.99	\$18.55	\$23.29	\$30.56	\$41.78	\$61.12	\$38,589	\$48,442	\$63,563	\$86,899	\$127,130
15-1121	Computer systems analysts	#	#	\$51.75	\$107,642	5.41	\$35.16	\$42.85	\$55.25	\$63.16	\$68.16	\$73,136	\$89,133	\$114,925	\$131,372	\$141,781
15-1131	Computer programmers	90	23.34	\$30.19	\$62,802	10.06	\$19.96	\$22.63	\$30.80	\$36.37	\$41.87	\$41,507	\$47,076	\$64,062	\$75,656	\$87,100
15-1132	Computer software engineers, applications	150	20.11	\$50.42	\$104,881	26.54	\$17.13	\$29.82	\$36.79	\$65.49	#	\$35,637	\$62,035	\$76,522	\$136,209	#
15-1134	Web developers	60	15.02	\$30.51	\$63,458	8.54	\$14.93	\$24.15	\$31.14	\$35.66	\$46.93	\$31,053	\$50,238	\$64,779	\$74,175	\$97,615
15-1141	Database administrators	20	43.88	\$26.04	\$54,170	5.00	\$18.25	\$20.11	\$23.14	\$32.38	\$38.47	\$37,970	\$41,822	\$48,133	\$67,347	\$80,011
15-1142	Network and computer systems administrators	140	17.97	\$35.19	\$73,190	8.18	\$21.59	\$25.58	\$32.13	\$41.72	\$60.15	\$44,906	\$53,209	\$66,837	\$86,770	\$125,121
15-1143	Computer network architects	20	25.29	\$44.71	\$93,002	10.54	\$25.69	\$30.20	\$40.47	\$58.95	\$74.10	\$53,439	\$62,807	\$84,179	\$122,608	\$154,118
15-1151	Computer support specialists	230	19.80	\$24.34	\$50,628	4.00	\$14.18	\$20.05	\$24.42	\$28.29	\$33.95	\$29,486	\$41,713	\$50,789	\$58,843	\$70,621
15-1152	Computer network support specialists	50	26.72	\$34.93	\$72,661	9.00	\$18.71	\$25.81	\$31.73	\$41.17	\$51.78	\$38,908	\$53,693	\$65,989	\$85,644	\$107,708
15-1199	Computer, all other	#	#	\$46.02	\$95,715	9.41	\$30.59	\$45.35	\$49.18	\$53.09	\$55.44	\$63,629	\$94,325	\$102,297	\$110,429	\$115,307
17-0000	Architecture and engineering	920	9.32	\$33.66	\$70,015	6.52	\$15.83	\$22.04	\$29.52	\$41.87	\$56.02	\$32,925	\$45,835	\$61,397	\$87,091	\$116,519
17-1011	Architects, except landscape and naval	220	19.16	\$40.74	\$84,733	15.88	\$18.68	\$25.35	\$35.88	\$48.06	\$57.86	\$38,856	\$52,732	\$74,621	\$99,967	\$120,351
17-1012	Landscape architects	#	#	\$24.66	\$51,293	7.98	\$16.11	\$17.88	\$24.86	\$29.61	\$35.26	\$33,510	\$37,188	\$51,704	\$61,589	\$73,344
17-1022	Surveyors	60	22.08	\$30.52	\$63,490	6.40	\$14.99	\$23.69	\$28.14	\$36.34	\$41.75	\$31,174	\$49,274	\$58,526	\$75,591	\$86,844
17-2051	Civil engineers	120	14.36	\$40.44	\$84,125	3.24	\$26.93	\$32.94	\$39.92	\$45.64	\$56.82	\$56,021	\$68,513	\$83,030	\$94,929	\$118,191
17-2071	Electrical engineers	20	29.25	\$34.51	\$71,783	9.58	\$23.34	\$25.76	\$29.55	\$44.70	\$54.04	\$48,553	\$53,578	\$61,470	\$92,933	\$112,395
17-2112	Industrial engineers	#	#	\$40.42	\$84,078	3.65	\$37.04	\$38.57	\$41.13	\$43.69	\$45.23	\$77,036	\$80,233	\$85,558	\$90,883	\$94,077
17-2151	Mining and geological engineers, including mining safety engineers	30	17.27	\$40.77	\$84,797	4.48	\$26.92	\$33.92	\$41.12	\$47.19	\$55.52	\$56,002	\$70,550	\$85,526	\$98,148	\$115,477
17-3011	Architectural and civil drafters	160	33.82	\$21.47	\$44,660	14.52	\$12.77	\$14.49	\$19.22	\$27.46	\$32.50	\$26,565	\$30,130	\$39,983	\$57,115	\$67,606
17-3022	Civil engineering technicians	30	27.71	\$26.28	\$54,665	3.80	\$20.13	\$23.70	\$26.54	\$29.85	\$33.74	\$41,865	\$49,297	\$55,203	\$62,081	\$70,173
17-3029	Engineering technicians, except drafters, all other	#	#	\$27.40	\$56,982	7.39	\$20.86	\$23.41	\$27.83	\$32.10	\$34.04	\$43,385	\$48,686	\$57,890	\$66,762	\$70,801
17-3031	Surveying and mapping technicians	40	49.75	\$25.36	\$52,759	8.71	\$19.62	\$21.26	\$24.42	\$28.75	\$34.13	\$40,817	\$44,216	\$50,795	\$59,793	\$70,997
19-0000	Life, physical, and social science	680	3.05	\$26.29	\$54,681	3.98	\$13.45	\$15.06	\$25.08	\$33.17	\$42.41	\$27,983	\$31,321	\$52,174	\$69,002	\$88,216
19-1023	Zoologists and wildlife biologists	60	0.00	\$29.90	\$62,202	2.15	\$24.07	\$25.66	\$28.92	\$33.10	\$36.16	\$50,059	\$53,372	\$60,155	\$68,858	\$75,212
19-1029	Biological scientists, all other	30	0.00	\$29.06	\$60,451	1.59	\$22.82	\$25.09	\$29.66	\$33.12	\$37.49	\$47,459	\$52,192	\$61,688	\$68,884	\$77,985
19-1031	Conservation scientists	30	8.16	\$29.57	\$61,514	1.82	\$22.53	\$25.02	\$29.65	\$34.03	\$37.63	\$46,872	\$52,043	\$61,682	\$70,783	\$78,276
19-1032	Foresters	30	16.45	\$29.21	\$60,765	2.15	\$23.58	\$26.61	\$29.44	\$32.20	\$33.12	\$49,040	\$55,350	\$61,234	\$66,974	\$68,899
19-2031	Chemists	#	#	\$27.17	\$56,510	19.06	\$13.99	\$17.40	\$26.26	\$37.55	\$42.98	\$29,106	\$36,183	\$54,624	\$78,111	\$89,394
19-2041	Environmental scientists and specialists, including health	40	24.90	\$31.28	\$65,063	4.24	\$20.71	\$25.97	\$31.15	\$36.76	\$42.93	\$43,073	\$54,017	\$64,782	\$76,456	\$89,294
19-2042	Geoscientists, except hydrologists and geographers	#	#	\$36.37	\$75,656	3.72	\$26.15	\$31.77	\$38.53	\$42.14	\$44.31	\$54,394	\$66,091	\$80,140	\$87,656	\$92,165
19-3031	Clinical, counseling, and school psychologists	#	#	\$37.03	\$77,028	7.79	\$24.20	\$29.16	\$35.98	\$43.31	\$58.40	\$50,341	\$60,655	\$74,829	\$90,081	\$121,472
19-3051	Urban and regional planners	80	11.93	\$35.52	\$73,885	4.99	\$23.26	\$27.11	\$33.82	\$42.33	\$53.87	\$48,379	\$56,386	\$70,351	\$88,036	\$112,048
19-4021	Biological technicians	40	0.00	\$16.51	\$34,333	1.63	\$11.99	\$13.46	\$15.06	\$17.51	\$21.14	\$24,936	\$27,994	\$31,323	\$36,414	\$43,961
19-4093	Forest and conservation technicians	230	2.95	\$16.33	\$33,971	2.21	\$11.98	\$13.45	\$15.05	\$17.35	\$21.38	\$24,929	\$27,982	\$31,312	\$36,081	\$46,559
21-0000	Community and social services	580	8.40	\$21.86	\$45,478	2.58	\$13.66	\$16.50	\$20.88	\$26.56	\$32.48	\$28,421	\$34,326	\$43,435	\$55,235	\$67,555
21-1012	Educational, vocational, and school counselors	#	#	\$24.18	\$50,289	4.07	\$18.32	\$20.36	\$23.47	\$28.13	\$32.60	\$38,109	\$42,344	\$48,815	\$58,510	\$67,818
21-1014	Mental health counselors	70	39.26	\$17.17	\$35,707	9.40	\$12.06	\$12.85	\$14.16	\$19.00	\$29.45	\$25,093	\$26,731	\$29,462	\$39,526	\$61,253
21-1015	Rehabilitation counselors	50	22.51	\$18.75	\$39,010	9.97	\$11.93	\$13.20	\$16.79	\$22.29	\$31.31	\$24,814	\$27,457	\$34,914	\$46,356	\$65,127
21-1021	Child, family, and school social workers	80	15.01	\$22.84	\$47,497	2.59	\$16.21	\$18.74	\$22.68	\$26.82	\$29.75	\$33,718	\$38,978	\$47,176	\$55,791	\$61,886
21-1022	Medical and public health social workers	20	15.83	\$24.73	\$51,435	3.70	\$15.12	\$19.87	\$25.15	\$28.39	\$34.34	\$31,445	\$41,329	\$52,321	\$59,041	\$71,428
21-1023	Mental health and substance abuse social workers	#	#	\$23.33	\$48,528	10.62	\$16.32	\$18.45	\$22.05	\$28.29	\$33.28	\$33,936	\$38,370	\$45,869	\$58,852	\$69,230
21-1029	Social workers, all other	30	12.75	\$22.21	\$46,204	2.99	\$16.81	\$18.93	\$21.10	\$25.09	\$30.49	\$34,974	\$39,384	\$43,892	\$52,189	\$63,424
21-1091	Health educators	20	0.00	#	#	#	#	#	#	#	#	#	#	#	#	#
21-1093	Social and human service assistants	70	17.13	\$18.63	\$38,753	4.92	\$12.54	\$15.65	\$18.15	\$22.13	\$26.31	\$26,089	\$32,556	\$37,749	\$46,037	\$54,721

Data unavailable

Occupational Code	Occupational Title	Employment Estimate	Employment Percentage Relative Standard Error	Average Hourly Wage	Average Annual Wage	Wage Percentage Relative Standard Error	10th Percentile (Hourly)	25th Percentile (Hourly)	50th Percentile (Hourly)	75th Percentile (Hourly)	90th Percentile (Hourly)	10th Percentile (Annual)	25th Percentile (Annual)	50th Percentile (Annual)	75th Percentile (Annual)	90th Percentile (Annual)
21-1094	Community health workers	30	34.32	\$19.39	\$40,327	2.06	\$15.44	\$16.45	\$18.14	\$20.99	\$23.20	\$32,117	\$34,223	\$37,732	\$43,667	\$48,256
21-1099	Community and social service specialists, all other	60	20.08	\$19.43	\$40,408	3.84	\$14.19	\$15.69	\$17.40	\$20.15	\$29.81	\$29,515	\$32,628	\$36,194	\$41,916	\$62,000
23-0000	Legal	520	10.78	\$53.73	\$111,748	11.45	\$21.64	\$30.51	\$45.01	\$67.42	#	\$45,013	\$63,461	\$93,621	\$140,229	#
23-1011	Lawyers	370	13.98	\$61.22	\$127,334	12.98	\$28.12	\$38.85	\$49.76	\$77.06	#	\$58,495	\$80,808	\$103,499	\$160,286	#
23-1023	Judges, magistrate judges, and magistrates	50	20.29	\$60.65	\$126,142	8.85	\$37.47	\$58.73	\$64.56	\$70.40	\$79.01	\$77,945	\$122,155	\$134,290	\$146,426	\$164,347
23-2011	Paralegals and legal assistants	70	21.21	\$23.38	\$48,639	7.78	\$16.24	\$18.41	\$22.34	\$28.27	\$33.14	\$33,784	\$38,300	\$46,470	\$58,808	\$68,926
23-2093	Title examiners, abstractors, and searchers	#	#	\$28.55	\$59,392	5.71	\$16.66	\$24.74	\$28.75	\$33.84	\$40.06	\$34,649	\$51,454	\$59,794	\$70,389	\$83,331
23-2099	Legal support workers, all other	20	13.32	\$28.83	\$59,966	2.66	\$19.18	\$21.95	\$27.48	\$33.77	\$45.83	\$39,891	\$45,656	\$57,153	\$70,244	\$95,319
25-0000	Education, training, and library	3,340	11.36	\$21.86	\$45,474	4.60	\$11.10	\$15.31	\$20.06	\$26.09	\$33.70	\$23,086	\$31,835	\$41,717	\$54,265	\$70,095
25-1194	Vocational education teachers, postsecondary	90	46.08	#	#	#	#	#	#	#	#	#	#	#	#	#
25-2011	Preschool teachers, except special education	260	30.75	\$16.03	\$33,336	4.90	\$10.68	\$13.10	\$15.91	\$18.93	\$21.95	\$22,205	\$27,255	\$33,093	\$39,368	\$45,655
25-2012	Kindergarten teachers, except special education	110	18.34	#	\$45,028	5.37	#	#	#	#	#	\$32,715	\$36,581	\$43,354	\$50,348	\$60,954
25-2021	Elementary school teachers, except special education	580	7.48	#	\$48,554	3.64	#	#	#	#	#	\$33,901	\$39,769	\$46,619	\$56,838	\$67,568
25-2022	Middle school teachers, except special and vocational education	350	14.03	#	\$46,770	5.36	#	#	#	#	#	\$33,087	\$37,172	\$44,474	\$54,743	\$66,663
25-2031	Secondary school teachers, except special and vocational education	#	#	#	\$47,776	3.99	#	#	#	#	#	\$33,018	\$38,020	\$45,328	\$56,048	\$68,402
25-2032	Vocational education teachers, secondary school	20	9.71	#	#	#	#	#	#	#	#	#	#	#	#	#
25-2052	Special education teachers, kindergarten, and elementary school	70	15.51	#	\$45,397	5.02	#	#	#	#	#	\$32,773	\$36,095	\$43,436	\$53,102	\$63,366
25-2053	Special education teachers, middle school	50	12.00	#	\$45,352	4.26	#	#	#	#	#	\$33,756	\$38,899	\$44,460	\$50,840	\$59,376
25-2054	Special education teachers, secondary school	40	22.73	#	\$46,303	5.39	#	#	#	#	#	\$33,281	\$37,330	\$44,417	\$54,378	\$63,694
25-3021	Self-enrichment education teachers	70	31.92	\$21.56	\$44,850	10.06	\$9.92	\$16.06	\$18.87	\$27.34	\$35.98	\$20,629	\$33,403	\$39,251	\$56,875	\$74,828
25-3099	Teachers and instructors, all other	120	9.13	#	#	#	#	#	#	#	#	#	#	#	#	#
25-4012	Curators	20	5.21	\$23.24	\$48,331	11.88	\$18.77	\$20.09	\$22.28	\$26.59	\$29.93	\$39,047	\$41,784	\$46,346	\$55,308	\$62,245
25-4021	Librarians	#	#	\$16.99	\$35,347	16.20	\$10.03	\$10.56	\$11.45	\$18.28	\$36.24	\$20,856	\$21,967	\$23,818	\$38,026	\$75,375
25-4031	Library technicians	#	#	\$13.55	\$28,182	9.18	\$9.76	\$10.44	\$11.58	\$16.29	\$20.98	\$20,299	\$21,720	\$24,087	\$33,880	\$43,637
25-9031	Instructional coordinators	80	21.34	\$35.49	\$73,824	3.80	\$22.82	\$26.41	\$34.04	\$44.78	\$52.86	\$47,473	\$54,940	\$70,798	\$93,141	\$109,948
25-9041	Teacher assistants	#	#	#	\$30,917	4.26	#	#	#	#	#	\$22,404	\$25,804	\$30,045	\$35,988	\$39,739
25-9099	Education, training, and library workers, all other	30	40.74	\$22.91	\$47,655	11.68	\$10.76	\$16.49	\$20.42	\$28.43	\$34.81	\$22,383	\$34,307	\$42,472	\$59,138	\$72,414
27-0000	Arts, design, entertainment, sports, and media	2,040	8.10	\$18.37	\$38,203	5.05	\$9.55	\$11.23	\$15.54	\$22.06	\$30.77	\$19,861	\$23,350	\$32,330	\$45,893	\$64,006
27-1012	Craft artists	#	#	\$20.20	\$42,012	17.60	\$10.01	\$18.58	\$20.96	\$24.15	\$28.92	\$20,827	\$38,638	\$43,602	\$50,235	\$60,162
27-1019	Artists and related workers, all other	20	0.00	\$16.02	\$33,322	2.39	\$15.05	\$15.05	\$15.55	\$16.05	\$18.07	\$31,305	\$31,313	\$32,347	\$33,389	\$37,584
27-1023	Floral designers	60	31.88	\$17.74	\$36,901	5.91	\$12.84	\$14.30	\$17.38	\$20.84	\$23.35	\$26,716	\$29,748	\$36,144	\$43,347	\$48,559
27-1024	Graphic designers	140	19.30	\$24.74	\$51,460	9.80	\$15.01	\$18.61	\$21.69	\$27.17	\$36.63	\$31,219	\$38,713	\$45,108	\$56,505	\$76,181
27-1025	Interior designers	180	40.33	\$21.87	\$45,489	12.45	\$13.90	\$15.50	\$17.27	\$25.05	\$34.73	\$28,920	\$32,244	\$35,925	\$52,106	\$72,228
27-2012	Producers and directors	#	#	\$31.50	\$65,512	23.22	\$8.40	\$23.18	\$29.21	\$39.58	\$44.89	\$17,465	\$48,205	\$60,756	\$82,318	\$93,376
27-2022	Coaches and scouts	980	13.01	#	\$28,963	3.03	#	#	#	#	#	\$18,929	\$21,503	\$24,565	\$32,682	\$43,545
27-2023	Umpires, referees, and other sports officials	30	27.89	#	\$39,722	25.99	#	#	#	#	#	\$17,224	\$19,224	\$27,993	\$65,852	\$72,049
27-2042	Musicians and singers	40	29.01	\$27.41	#	23.06	\$8.49	\$9.56	\$11.59	\$46.31	\$53.67	#	#	#	#	#
27-2099	Entertainers and performers, sports and related workers, all other	#	#	\$12.70	#	12.60	\$7.94	\$8.38	\$9.12	\$10.83	\$26.42	#	#	#	#	#
27-3022	Reporters and correspondents	30	30.41	\$20.19	\$41,994	15.76	\$9.45	\$11.78	\$14.64	\$18.37	\$27.38	\$19,651	\$24,502	\$30,445	\$38,211	\$56,941
27-3031	Public relations specialists	210	23.88	\$25.27	\$52,572	4.82	\$14.09	\$19.29	\$23.08	\$28.26	\$40.22	\$29,306	\$40,117	\$48,016	\$58,775	\$83,664
27-3041	Editors	50	40.59	\$28.70	\$59,686	6.23	\$15.69	\$17.96	\$25.75	\$37.93	\$44.25	\$32,637	\$37,348	\$53,568	\$78,891	\$92,032
27-3043	Writers and authors	#	#	\$16.99	\$35,345	21.13	\$9.86	\$10.53	\$11.65	\$22.22	\$28.02	\$20,504	\$21,900	\$24,226	\$46,225	\$58,284
27-3091	Interpreters and translators	20	32.25	\$19.82	\$41,223	7.38	\$15.41	\$16.30	\$17.80	\$22.07	\$29.11	\$32,047	\$33,913	\$37,021	\$45,915	\$60,551
27-3099	Media and communication workers, all other	20	24.44	\$34.70	\$72,180	14.21	\$23.40	\$26.51	\$33.13	\$41.08	\$45.74	\$48,675	\$55,144	\$68,916	\$85,439	\$95,146

Data unavailable

Occupational Code	Occupational Title	Employment Estimate	Employment Percentage Relative Standard Error	Average Hourly Wage	Average Annual Wage	Wage Percentage Relative Standard Error	10th Percentile (Hourly)	25th Percentile (Hourly)	50th Percentile (Hourly)	75th Percentile (Hourly)	90th Percentile (Hourly)	10th Percentile (Annual)	25th Percentile (Annual)	50th Percentile (Annual)	75th Percentile (Annual)	90th Percentile (Annual)
27-4011	Audio and video equipment technicians	30	25.04	\$20.25	\$42,115	9.41	\$12.41	\$13.83	\$19.97	\$24.87	\$31.59	\$25,807	\$28,772	\$41,539	\$51,737	\$65,713
27-4021	Photographers	60	16.57	\$13.97	\$29,068	13.66	\$8.14	\$8.88	\$11.35	\$20.02	\$22.64	\$16,922	\$18,467	\$23,616	\$41,640	\$47,098
27-4099	Media and communication equipment workers, all other	70	21.04	\$23.65	\$49,198	1.95	\$16.17	\$18.50	\$23.18	\$27.29	\$30.87	\$33,635	\$38,478	\$48,210	\$56,764	\$64,204
29-0000	Healthcare practitioners and technical	2,490	3.23	\$38.55	\$80,180	5.73	\$16.80	\$22.97	\$33.28	\$44.35	\$64.26	\$34,941	\$47,785	\$69,218	\$92,249	\$133,658
29-1011	Chiropractors	20	18.46	#	#	#	#	#	#	#	#	#	#	#	#	#
29-1021	Dentists, general	#	#	\$49.98	\$103,969	18.99	\$25.22	\$27.99	\$54.19	\$64.28	\$70.16	\$52,453	\$58,224	\$112,710	\$133,704	\$145,929
29-1031	Dietitians and nutritionists	30	15.89	\$27.73	\$57,670	9.93	\$13.90	\$19.09	\$28.36	\$36.77	\$42.46	\$28,902	\$39,706	\$58,993	\$76,479	\$88,320
29-1051	Pharmacists	90	11.08	\$59.00	\$122,715	2.71	\$48.29	\$52.79	\$59.77	\$67.22	\$71.73	\$100,453	\$109,800	\$124,326	\$139,822	\$149,199
29-1062	Family and general practitioners	90	33.68	\$75.75	\$157,552	7.54	\$58.98	\$62.51	\$68.34	\$76.49	#	\$122,689	\$130,027	\$142,139	\$159,102	#
29-1063	Internists, general	#	#	\$85.95	\$178,772	12.01	\$51.75	\$58.42	\$83.12	#	#	\$107,646	\$121,512	\$172,884	#	#
29-1069	Physicians and surgeons, all other	#	#	\$98.69	\$205,265	29.35	\$37.70	\$44.08	#	#	#	\$78,420	\$91,683	#	#	#
29-1071	Physician assistants	100	20.24	\$41.50	\$86,318	10.27	\$20.95	\$31.56	\$43.80	\$52.11	\$57.87	\$43,574	\$65,651	\$91,094	\$108,396	\$120,375
29-1122	Occupational therapists	60	18.78	\$32.89	\$68,415	2.40	\$22.83	\$28.04	\$33.03	\$37.61	\$43.95	\$47,477	\$58,319	\$68,692	\$78,229	\$91,425
29-1123	Physical therapists	100	6.06	\$34.10	\$70,920	4.84	\$21.84	\$25.86	\$32.18	\$40.28	\$51.21	\$45,436	\$53,781	\$66,941	\$83,773	\$106,522
29-1126	Respiratory therapists	40	11.05	\$31.59	\$65,714	2.82	\$25.78	\$29.34	\$32.26	\$34.92	\$36.52	\$53,630	\$61,023	\$67,106	\$72,640	\$75,961
29-1127	Speech-language pathologists	#	#	\$39.93	\$83,064	1.89	\$30.51	\$32.97	\$37.40	\$46.53	\$54.94	\$63,463	\$68,572	\$77,786	\$96,787	\$114,279
29-1131	Veterinarians	40	7.67	\$35.12	\$73,059	11.46	\$23.71	\$25.93	\$30.66	\$41.95	\$54.14	\$49,315	\$53,936	\$63,775	\$87,255	\$112,617
29-1141	Registered nurses	820	6.43	\$34.31	\$71,367	1.54	\$22.46	\$27.44	\$33.96	\$41.10	\$46.16	\$46,724	\$57,071	\$70,644	\$85,489	\$96,019
29-1171	Nurse practitioners	30	26.71	\$45.01	\$93,619	2.23	\$30.03	\$40.12	\$47.80	\$53.77	\$57.36	\$62,457	\$83,455	\$99,419	\$111,849	\$119,306
29-2011	Medical and clinical laboratory technologists	50	0.00	\$34.61	\$71,986	1.68	\$25.95	\$29.72	\$34.01	\$39.45	\$45.10	\$53,968	\$61,812	\$70,742	\$82,064	\$93,815
29-2012	Medical and clinical laboratory technicians	30	3.06	\$17.30	\$35,990	4.05	\$13.25	\$15.19	\$16.88	\$18.56	\$22.80	\$27,559	\$31,596	\$35,101	\$38,606	\$47,427
29-2021	Dental hygienists	70	26.58	\$36.67	\$76,266	7.50	\$29.03	\$32.55	\$38.70	\$42.66	\$45.03	\$60,380	\$67,696	\$80,505	\$88,725	\$93,658
29-2032	Diagnostic medical sonographers	20	13.95	\$40.98	\$85,247	2.30	\$35.15	\$38.57	\$41.55	\$44.54	\$46.47	\$73,113	\$80,222	\$86,431	\$92,639	\$96,652
29-2034	Radiologic technologists and technicians	100	3.23	\$32.72	\$68,067	1.33	\$21.90	\$26.55	\$33.13	\$39.52	\$44.10	\$45,555	\$55,222	\$68,900	\$82,196	\$91,737
29-2035	Magnetic resonance imaging technologists	20	27.97	\$33.69	\$70,083	2.33	\$28.79	\$30.53	\$33.29	\$36.16	\$42.34	\$59,881	\$63,509	\$69,253	\$75,203	\$88,072
29-2041	Emergency medical technicians and paramedics	170	11.45	\$17.46	\$36,320	3.75	\$11.45	\$13.05	\$16.10	\$21.34	\$26.30	\$23,821	\$27,139	\$33,483	\$44,390	\$54,708
29-2052	Pharmacy technicians	70	12.92	\$16.84	\$35,031	2.98	\$12.58	\$14.18	\$16.38	\$18.42	\$21.81	\$26,177	\$29,503	\$34,081	\$38,316	\$45,365
29-2055	Surgical technologists	60	37.26	\$20.48	\$42,598	6.06	\$12.29	\$13.46	\$18.12	\$26.64	\$33.25	\$25,555	\$28,005	\$37,696	\$55,407	\$69,155
29-2056	Veterinary technologists and technicians	70	14.20	\$16.35	\$34,008	11.76	\$8.59	\$14.87	\$17.30	\$20.24	\$22.16	\$17,872	\$30,926	\$35,976	\$42,099	\$46,095
29-2061	Licensed practical and licensed vocational nurses	40	7.19	\$21.77	\$45,275	1.74	\$15.92	\$18.26	\$21.48	\$24.93	\$28.61	\$33,108	\$37,990	\$44,687	\$51,857	\$59,508
29-2071	Medical records and health information technicians	60	21.89	\$20.33	\$42,281	3.73	\$12.84	\$15.79	\$19.98	\$22.83	\$29.67	\$26,703	\$32,835	\$41,554	\$47,493	\$61,716
29-2081	Opticians, dispensing	30	32.92	\$20.03	\$41,662	4.77	\$15.99	\$17.42	\$19.65	\$22.36	\$25.54	\$33,257	\$36,226	\$40,865	\$46,515	\$53,129
29-9011	Occupational health and safety specialists	30	18.76	\$31.01	\$64,491	4.41	\$20.04	\$23.64	\$31.24	\$36.07	\$43.86	\$41,678	\$49,172	\$64,979	\$75,035	\$91,221
31-0000	Healthcare support	930	6.40	\$17.08	\$35,519	3.96	\$8.69	\$12.14	\$15.86	\$20.30	\$27.60	\$18,083	\$25,244	\$32,986	\$42,229	\$57,399
31-1011	Home health aides	70	41.07	\$12.99	\$27,025	4.24	\$10.61	\$11.75	\$12.91	\$14.09	\$15.86	\$22,059	\$24,434	\$26,848	\$29,314	\$32,998
31-1014	Nursing assistants	170	8.04	\$14.88	\$30,944	2.28	\$11.47	\$12.86	\$14.73	\$17.01	\$18.44	\$23,848	\$26,744	\$30,647	\$35,390	\$38,347
31-2021	Physical therapist assistants	20	29.86	\$22.83	\$47,486	10.64	\$14.10	\$18.51	\$21.12	\$25.54	\$38.83	\$29,330	\$38,493	\$43,927	\$53,129	\$80,757
31-2022	Physical therapist aides	20	42.13	\$16.48	\$34,278	21.25	\$9.94	\$10.78	\$15.39	\$21.98	\$26.70	\$20,676	\$22,426	\$32,019	\$45,715	\$55,544
31-9011	Massage therapists	290	12.39	\$16.84	\$35,021	14.58	\$7.98	\$8.50	\$9.38	\$22.03	\$38.85	\$16,605	\$17,677	\$19,503	\$45,830	\$80,809
31-9091	Dental assistants	170	12.17	\$18.19	\$37,838	6.46	\$13.04	\$15.38	\$18.46	\$21.13	\$22.74	\$27,127	\$31,985	\$38,403	\$43,956	\$47,289
31-9092	Medical assistants	140	20.45	\$20.32	\$42,273	3.06	\$15.08	\$16.42	\$18.76	\$22.61	\$30.03	\$31,374	\$34,162	\$39,023	\$47,023	\$62,464
31-9093	Medical equipment preparers	30	4.61	#	#	#	#	#	#	#	#	#	#	#	#	#
31-9096	Veterinary assistants and laboratory animal caretakers	#	#	\$9.83	\$20,446	15.36	\$7.95	\$8.42	\$9.21	\$12.04	\$13.69	\$16,544	\$17,522	\$19,153	\$25,040	\$28,479
33-0000	Protective service	2,160	8.39	\$19.95	\$41,497	2.58	\$10.02	\$13.51	\$18.58	\$25.14	\$32.37	\$20,839	\$28,107	\$38,652	\$52,285	\$67,338
33-1012	First-line supervisors/managers of police and detectives	90	16.56	\$37.51	\$78,027	2.19	\$29.59	\$31.99	\$35.99	\$43.30	\$50.71	\$61,545	\$66,539	\$74,863	\$90,071	\$105,468

Data unavailable

Occupational Code	Occupational Title	Employment Estimate	Employment Percentage Relative Standard Error	Average Hourly Wage	Average Annual Wage	Wage Percentage Relative Standard Error	10th Percentile (Hourly)	25th Percentile (Hourly)	50th Percentile (Hourly)	75th Percentile (Hourly)	90th Percentile (Hourly)	10th Percentile (Annual)	25th Percentile (Annual)	50th Percentile (Annual)	75th Percentile (Annual)	90th Percentile (Annual)
33-1021	First-line supervisors/managers of fire fighting and prevention workers	40	22.33	\$34.55	\$71,866	6.03	\$22.07	\$25.57	\$37.59	\$42.94	\$46.20	\$45,905	\$53,178	\$78,180	\$89,311	\$96,089
33-1099	First-line supervisors/managers, protective service workers, all other	60	9.17	\$27.72	\$57,652	2.29	\$20.21	\$22.99	\$26.52	\$29.64	\$35.88	\$42,047	\$47,824	\$55,168	\$61,654	\$74,626
33-2011	Fire fighters	290	12.19	\$19.49	\$40,537	4.16	\$11.64	\$13.76	\$19.20	\$23.35	\$30.92	\$24,215	\$28,622	\$39,946	\$48,560	\$64,306
33-3012	Correctional officers and jailers	110	11.56	\$22.38	\$46,546	4.72	\$15.71	\$17.63	\$21.51	\$26.49	\$31.68	\$32,682	\$36,667	\$44,735	\$55,092	\$65,893
33-3021	Detectives and criminal investigators	30	16.09	\$29.04	\$60,407	3.09	\$17.21	\$24.13	\$30.25	\$34.50	\$39.51	\$35,789	\$50,192	\$62,923	\$71,760	\$82,189
33-3051	Police and sheriff's patrol officers	390	16.45	\$27.01	\$56,171	1.70	\$20.05	\$23.63	\$26.75	\$30.79	\$34.75	\$41,705	\$49,151	\$55,641	\$64,048	\$72,279
33-9011	Animal control workers	30	16.59	\$19.43	\$40,408	2.80	\$13.70	\$15.98	\$19.05	\$22.19	\$26.40	\$28,498	\$33,238	\$39,632	\$46,149	\$54,920
33-9032	Security guards	470	15.87	\$15.55	\$32,348	2.85	\$10.03	\$12.74	\$15.68	\$18.24	\$21.25	\$20,866	\$26,504	\$32,613	\$37,947	\$44,210
33-9092	Lifeguards, ski patrol, and other recreational protective service workers	350	17.18	\$11.97	\$24,898	5.00	\$8.26	\$9.20	\$10.82	\$13.68	\$17.80	\$17,186	\$19,128	\$22,504	\$28,451	\$37,019
33-9093	Transportation security screeners	80	0.00	\$19.96	\$41,525	2.23	\$17.50	\$18.23	\$18.91	\$21.34	\$24.91	\$36,407	\$37,916	\$39,324	\$44,395	\$51,821
33-9099	Protective service workers, all other	#	#	\$16.24	\$33,770	10.33	\$10.40	\$12.86	\$16.21	\$19.77	\$21.90	\$21,630	\$26,740	\$33,727	\$41,116	\$45,544
35-0000	Food preparation and serving-related	11,390	1.93	\$11.97	\$24,895	1.45	\$8.08	\$8.75	\$10.54	\$13.84	\$17.94	\$16,814	\$18,197	\$21,913	\$28,787	\$37,325
35-1011	Chefs and head cooks	340	25.54	\$24.18	\$50,300	9.49	\$14.22	\$16.55	\$21.58	\$30.54	\$40.21	\$29,571	\$34,418	\$44,881	\$63,529	\$83,647
35-1012	First-line supervisors/managers of food preparation and serving workers	740	10.66	\$21.22	\$44,142	3.66	\$12.98	\$16.57	\$20.35	\$23.80	\$32.56	\$27,002	\$34,466	\$42,320	\$49,495	\$67,723
35-2011	Cooks, fast food	#	#	\$12.66	\$26,335	8.83	\$9.59	\$10.36	\$11.67	\$15.42	\$17.46	\$19,942	\$21,557	\$24,282	\$32,068	\$36,313
35-2012	Cooks, institution and cafeteria	170	31.44	\$14.91	\$31,014	2.91	\$11.28	\$12.59	\$14.12	\$16.68	\$19.04	\$23,462	\$26,193	\$29,367	\$34,703	\$39,594
35-2014	Cooks, restaurant	1,740	12.97	\$14.14	\$29,403	3.01	\$10.17	\$11.89	\$13.72	\$16.19	\$18.39	\$21,146	\$24,733	\$28,547	\$33,680	\$38,256
35-2015	Cooks, short order	#	#	\$11.09	\$23,061	3.66	\$8.07	\$8.72	\$10.44	\$13.25	\$15.64	\$16,791	\$18,142	\$21,717	\$27,555	\$32,538
35-2021	Food preparation workers	840	18.56	\$11.94	\$24,834	6.14	\$8.20	\$9.03	\$12.25	\$14.11	\$16.40	\$17,049	\$18,786	\$25,485	\$29,354	\$34,107
35-3011	Bartenders	870	10.00	\$9.36	\$19,462	3.66	\$7.91	\$8.32	\$9.00	\$10.44	\$12.43	\$16,457	\$17,304	\$18,718	\$21,713	\$25,859
35-3021	Combined food preparation and serving workers, including fast food	1,810	7.65	\$10.80	\$22,461	2.85	\$8.15	\$8.93	\$10.37	\$12.00	\$14.42	\$16,962	\$18,568	\$21,560	\$24,956	\$29,992
35-3022	Counter attendants, cafeteria, food concession, and coffee shop	250	33.18	\$9.62	\$20,009	7.16	\$7.90	\$8.29	\$8.94	\$10.03	\$13.42	\$16,432	\$17,242	\$18,593	\$20,862	\$27,914
35-3031	Waiters and waitresses	2,950	5.30	\$9.25	\$19,248	2.99	\$7.87	\$8.22	\$8.81	\$9.45	\$12.54	\$16,378	\$17,108	\$18,324	\$19,648	\$26,082
35-3041	Food servers, nonrestaurant	230	17.25	\$10.85	\$22,563	7.63	\$7.91	\$8.32	\$9.01	\$14.24	\$17.41	\$16,460	\$17,312	\$18,733	\$29,621	\$36,219
35-9011	Dining room and cafeteria attendants and bartender helpers	520	25.42	\$9.75	\$20,288	3.47	\$7.98	\$8.49	\$9.42	\$11.01	\$12.47	\$16,598	\$17,659	\$19,593	\$22,900	\$25,946
35-9021	Dishwashers	390	22.86	\$10.81	\$22,479	3.02	\$8.60	\$9.71	\$10.64	\$11.58	\$13.73	\$17,892	\$20,202	\$22,138	\$24,082	\$28,559
35-9031	Hosts and hostesses, restaurant, lounge, and coffee shop	270	34.81	\$10.92	\$22,715	5.55	\$8.23	\$9.12	\$11.06	\$13.03	\$14.10	\$17,125	\$18,975	\$23,008	\$27,107	\$29,322
37-0000	Building and grounds cleaning and maintenance	6,090	3.41	\$14.27	\$29,683	1.84	\$9.80	\$11.16	\$13.21	\$16.15	\$20.47	\$20,392	\$23,215	\$27,484	\$33,593	\$42,573
37-1011	First-line supervisors/managers of housekeeping and janitorial workers	270	13.76	\$22.85	\$47,529	3.88	\$15.01	\$17.22	\$21.10	\$27.17	\$33.30	\$31,212	\$35,819	\$43,893	\$56,506	\$69,265
37-1012	First-line supervisors/managers of landscaping, lawn service, and groundskeeping workers	210	20.08	\$27.01	\$56,186	6.73	\$19.27	\$21.07	\$24.71	\$31.22	\$35.35	\$40,082	\$43,824	\$51,406	\$64,947	\$73,537
37-2011	Janitors and cleaners, except maids and housekeeping cleaners	1,240	20.75	\$12.75	\$26,526	2.91	\$8.71	\$10.02	\$12.02	\$14.50	\$18.79	\$18,125	\$20,844	\$25,012	\$30,170	\$39,092
37-2012	Maids and housekeeping cleaners	2,660	9.38	\$12.50	\$26,001	1.72	\$9.77	\$10.73	\$12.24	\$13.82	\$15.55	\$20,312	\$22,321	\$25,469	\$28,750	\$32,353
37-3011	Landscaping and groundskeeping workers	1,650	10.85	\$15.35	\$31,918	1.55	\$11.51	\$12.88	\$15.01	\$17.47	\$20.19	\$23,943	\$26,788	\$31,226	\$36,328	\$42,002
37-3019	Grounds maintenance workers, all other	40	34.56	\$13.61	\$28,318	7.17	\$9.81	\$10.57	\$13.17	\$16.69	\$18.08	\$20,409	\$21,986	\$27,392	\$34,721	\$37,616
39-0000	Personal care and service	2,750	6.69	\$15.02	\$31,241	3.50	\$8.46	\$9.77	\$12.44	\$17.61	\$26.00	\$17,594	\$20,312	\$25,872	\$36,630	\$54,085
39-1021	First-line supervisors/managers of personal service workers	140	19.14	\$21.79	\$45,322	4.61	\$15.22	\$17.22	\$20.50	\$25.56	\$32.19	\$31,658	\$35,819	\$42,646	\$53,172	\$66,954
39-2021	Nonfarm animal caretakers	80	27.12	\$12.10	\$25,176	16.33	\$7.99	\$8.50	\$9.43	\$14.68	\$18.13	\$16,609	\$17,687	\$19,619	\$30,545	\$37,720

Data unavailable

Occupational Code	Occupational Title	Employment Estimate	Employment Percentage Relative Standard Error	Average Hourly Wage	Average Annual Wage	Wage Percentage Relative Standard Error	10th Percentile (Hourly)	25th Percentile (Hourly)	50th Percentile (Hourly)	75th Percentile (Hourly)	90th Percentile (Hourly)	10th Percentile (Annual)	25th Percentile (Annual)	50th Percentile (Annual)	75th Percentile (Annual)	90th Percentile (Annual)
39-3091	Amusement and recreation attendants	480	14.72	\$11.03	\$22,934	2.22	\$8.21	\$9.07	\$10.53	\$11.85	\$14.50	\$17,080	\$18,864	\$21,894	\$24,655	\$30,159
39-3093	Locker room, coatroom, and dressing room attendants	30	18.40	\$13.67	\$28,438	7.04	\$9.29	\$10.71	\$12.64	\$14.97	\$21.23	\$19,327	\$22,273	\$26,281	\$31,137	\$44,154
39-5012	Hairdressers, hairstylists, and cosmetologists	160	20.72	\$15.27	\$31,752	22.17	\$9.66	\$10.25	\$11.23	\$14.61	\$31.85	\$20,091	\$21,316	\$23,357	\$30,397	\$66,249
39-5092	Manicurists and pedicurists	#	#	\$11.63	\$24,183	17.49	\$8.11	\$8.81	\$10.00	\$11.27	\$20.69	\$16,864	\$18,323	\$20,800	\$23,432	\$43,038
39-5094	Skin care specialists	100	40.73	\$18.50	\$38,488	11.23	\$8.26	\$9.18	\$15.32	\$28.71	\$33.76	\$17,174	\$19,098	\$31,867	\$59,719	\$70,230
39-6011	Baggage porters and bellhops	230	17.33	\$10.49	\$21,814	2.69	\$8.07	\$8.72	\$10.04	\$11.75	\$14.24	\$16,789	\$18,136	\$20,874	\$24,441	\$29,616
39-6012	Concierges	240	12.00	\$14.32	\$29,777	4.52	\$9.71	\$11.62	\$14.81	\$16.88	\$18.14	\$20,195	\$24,172	\$30,815	\$35,108	\$37,730
39-7011	Tour guides and escorts	#	#	\$14.45	\$30,046	19.37	\$8.29	\$9.26	\$15.15	\$19.45	\$21.72	\$17,238	\$19,261	\$31,522	\$40,461	\$45,179
39-9011	Child care workers	470	17.10	\$13.24	\$27,531	3.70	\$8.94	\$10.75	\$13.17	\$15.56	\$17.66	\$18,586	\$22,356	\$27,393	\$32,358	\$36,734
39-9021	Personal and home care aides	40	48.01	\$8.49	\$17,666	5.51	\$7.84	\$8.13	\$8.63	\$9.12	\$9.77	\$16,303	\$16,921	\$17,950	\$18,979	\$20,328
39-9031	Fitness trainers and aerobics instructors	450	17.33	\$22.74	\$47,307	8.71	\$8.40	\$9.89	\$23.83	\$27.81	\$33.76	\$17,465	\$20,577	\$49,566	\$57,841	\$70,227
39-9032	Recreation workers	240	17.69	\$14.27	\$29,678	3.35	\$9.30	\$10.55	\$13.01	\$17.33	\$21.56	\$19,349	\$21,943	\$27,051	\$36,041	\$44,853
41-0000	Sales and related	8,190	4.10	\$18.46	\$38,391	3.43	\$9.05	\$11.05	\$14.84	\$20.93	\$32.04	\$18,828	\$22,992	\$30,875	\$43,536	\$66,649
41-1011	First-line supervisors/managers of retail sales workers	530	9.72	\$23.82	\$49,538	5.32	\$14.26	\$16.68	\$21.40	\$27.92	\$37.18	\$29,667	\$34,692	\$44,512	\$58,070	\$77,326
41-1012	First-line supervisors/managers of non-retail sales workers	70	10.47	\$30.01	\$62,420	6.82	\$15.41	\$18.86	\$28.39	\$36.08	\$48.93	\$32,056	\$39,227	\$59,049	\$75,055	\$101,777
41-2011	Cashiers	1,950	8.75	\$12.21	\$25,394	3.80	\$8.39	\$9.45	\$11.23	\$14.01	\$18.12	\$17,447	\$19,655	\$23,368	\$29,133	\$37,682
41-2021	Counter and rental clerks	580	13.40	\$14.86	\$30,900	4.46	\$8.80	\$10.40	\$14.18	\$17.77	\$23.16	\$18,298	\$21,630	\$29,489	\$36,964	\$48,170
41-2022	Parts salespersons	70	36.08	\$19.55	\$40,656	4.68	\$14.86	\$16.66	\$19.13	\$21.59	\$23.59	\$30,909	\$34,655	\$39,794	\$44,912	\$49,069
41-2031	Retail salespersons	3,180	8.55	\$14.98	\$31,157	3.25	\$9.01	\$10.89	\$13.89	\$17.41	\$21.84	\$18,732	\$22,661	\$28,891	\$36,209	\$45,431
41-3011	Advertising sales agents	90	17.60	\$24.45	\$50,864	9.25	\$9.49	\$15.19	\$21.29	\$30.04	\$44.06	\$19,742	\$31,587	\$44,275	\$62,489	\$91,637
41-3021	Insurance sales agents	180	19.90	\$29.32	\$60,988	11.84	\$12.59	\$18.03	\$29.18	\$35.48	\$52.01	\$26,184	\$37,496	\$60,704	\$73,802	\$108,190
41-3031	Securities, commodities, and financial services sales agents	140	21.13	\$30.51	\$63,460	19.27	\$15.28	\$16.38	\$18.21	\$45.99	\$72.65	\$31,785	\$34,069	\$37,875	\$95,668	\$151,118
41-3041	Travel agents	110	26.60	\$18.66	\$38,819	10.81	\$9.23	\$12.97	\$16.20	\$24.44	\$30.78	\$19,194	\$26,984	\$33,686	\$50,845	\$64,023
41-3099	Sales representatives, services, all other	360	17.26	\$27.77	\$57,765	4.37	\$13.15	\$19.04	\$24.48	\$34.22	\$42.96	\$27,347	\$39,610	\$50,913	\$71,183	\$89,364
41-4012	Sales representatives, wholesale and manufacturing, except technical and scientific products	420	10.52	\$27.29	\$56,766	5.35	\$11.98	\$16.84	\$22.93	\$36.55	\$49.59	\$24,912	\$35,033	\$47,703	\$76,034	\$103,153
41-9022	Real estate sales agents	320	23.59	\$35.42	\$73,683	17.95	\$20.29	\$22.18	\$27.01	\$41.03	\$45.58	\$42,194	\$46,144	\$56,176	\$85,348	\$94,805
41-9041	Telemarketers	30	15.01	#	#	#	#	#	#	#	#	#	#	#	#	#
41-9099	Sales and related workers, all other	60	30.24	\$15.31	\$31,839	12.36	\$8.36	\$11.72	\$15.00	\$20.27	\$22.25	\$17,379	\$24,372	\$31,202	\$42,163	\$46,287
43-0000	Office and administrative support	9,550	3.24	\$17.54	\$36,485	1.36	\$9.85	\$12.91	\$16.63	\$21.48	\$26.52	\$20,482	\$26,851	\$34,587	\$44,688	\$55,151
43-1011	First-line supervisors/managers of office and administrative support workers	470	8.24	\$25.59	\$53,228	2.49	\$16.98	\$20.30	\$24.67	\$29.49	\$35.35	\$35,325	\$42,221	\$51,315	\$61,349	\$73,526
43-2011	Switchboard operators, including answering service	40	13.79	\$14.45	\$30,056	4.17	\$10.33	\$12.01	\$13.76	\$16.18	\$19.25	\$21,483	\$24,989	\$28,629	\$33,659	\$40,042
43-3011	Bill and account collectors	30	23.57	\$19.02	\$39,561	7.62	\$12.47	\$14.60	\$17.57	\$22.79	\$28.87	\$25,929	\$30,358	\$36,537	\$47,406	\$60,046
43-3021	Billing and posting clerks and machine operators	120	21.50	\$19.91	\$41,413	6.16	\$13.37	\$15.61	\$17.87	\$25.11	\$28.79	\$27,808	\$32,467	\$37,170	\$52,219	\$59,881
43-3031	Bookkeeping, accounting, and auditing clerks	1,100	8.79	\$19.87	\$41,336	3.07	\$9.08	\$14.39	\$19.84	\$24.70	\$30.25	\$18,881	\$29,939	\$41,277	\$51,386	\$62,915
43-3051	Payroll and timekeeping clerks	50	17.24	\$21.71	\$45,153	4.47	\$15.76	\$17.31	\$20.09	\$25.96	\$31.85	\$32,774	\$36,012	\$41,783	\$54,004	\$66,256
43-3071	Tellers	290	8.34	\$14.49	\$30,129	4.19	\$11.51	\$12.53	\$13.92	\$16.11	\$18.29	\$23,945	\$26,053	\$28,945	\$33,506	\$38,048
43-4031	Court, municipal, and license clerks	230	8.68	\$19.74	\$41,056	2.51	\$13.50	\$15.88	\$18.90	\$22.88	\$27.43	\$28,074	\$33,028	\$39,313	\$47,586	\$57,062
43-4051	Customer service representatives	520	14.42	\$18.26	\$37,986	4.46	\$12.10	\$13.20	\$15.11	\$19.88	\$28.26	\$25,173	\$27,446	\$31,437	\$41,347	\$58,777
43-4061	Eligibility interviewers, government programs	20	36.74	\$21.31	\$44,332	9.85	\$14.31	\$16.23	\$19.84	\$26.19	\$32.08	\$29,773	\$33,752	\$41,274	\$54,479	\$66,725
43-4071	File clerks	40	28.34	\$15.82	\$32,898	4.88	\$10.48	\$12.42	\$15.27	\$19.91	\$21.85	\$21,802	\$25,826	\$31,759	\$41,404	\$45,447
43-4081	Hotel, motel, and resort desk clerks	730	12.58	\$14.16	\$29,449	5.71	\$9.75	\$10.87	\$13.37	\$17.09	\$20.79	\$20,282	\$22,603	\$27,803	\$35,540	\$43,238
43-4111	Interviewers, except eligibility and loan	80	0.00	#	#	#	#	#	#	#	#	#	#	#	#	#

Data unavailable

Occupational Code	Occupational Title	Employment Estimate	Employment Percentage Relative Standard Error	Average Hourly Wage	Average Annual Wage	Wage Percentage Relative Standard Error	10th Percentile (Hourly)	25th Percentile (Hourly)	50th Percentile (Hourly)	75th Percentile (Hourly)	90th Percentile (Hourly)	10th Percentile (Annual)	25th Percentile (Annual)	50th Percentile (Annual)	75th Percentile (Annual)	90th Percentile (Annual)
43-4121	Library assistants, clerical	#	#	\$16.34	\$33,989	3.16	\$13.15	\$14.98	\$16.49	\$17.96	\$18.87	\$27,344	\$31,167	\$34,308	\$37,365	\$39,257
43-4131	Loan interviewers and clerks	40	27.61	\$17.62	\$36,659	6.92	\$8.30	\$9.28	\$19.20	\$21.75	\$25.28	\$17,255	\$19,300	\$39,935	\$45,236	\$52,574
43-4141	New accounts clerks	40	44.27	\$15.43	\$32,091	4.05	\$11.97	\$14.34	\$15.90	\$17.34	\$18.20	\$24,892	\$29,831	\$33,067	\$36,058	\$37,853
43-4161	Human resources assistants, except payroll and timekeeping	80	12.73	\$16.33	\$33,971	4.32	\$8.84	\$12.75	\$15.04	\$20.60	\$23.96	\$18,386	\$26,517	\$31,284	\$42,857	\$49,846
43-4171	Receptionists and information clerks	600	9.77	\$14.89	\$30,965	1.88	\$10.46	\$12.46	\$14.56	\$17.35	\$19.72	\$21,750	\$25,909	\$30,282	\$36,080	\$41,023
43-4181	Reservation and transportation ticket agents and travel clerks	290	12.67	\$13.14	\$27,321	3.23	\$9.77	\$10.67	\$12.48	\$14.85	\$17.59	\$20,316	\$22,189	\$25,954	\$30,884	\$36,591
43-4199	Information and record clerks, all other	80	13.80	\$18.71	\$38,907	4.76	\$13.45	\$14.81	\$18.88	\$21.69	\$23.25	\$27,983	\$30,810	\$39,261	\$45,109	\$48,350
43-5031	Police, fire, and ambulance dispatchers	90	9.36	\$20.82	\$43,307	2.36	\$15.25	\$19.19	\$21.31	\$23.72	\$27.14	\$31,710	\$39,925	\$44,315	\$49,330	\$56,461
43-5032	Dispatchers, except police, fire, and ambulance	80	27.67	\$18.84	\$39,184	4.55	\$14.85	\$15.80	\$17.31	\$20.28	\$26.66	\$30,895	\$32,856	\$35,996	\$42,186	\$55,452
43-5051	Postal service clerks	90	0.00	\$24.40	\$50,748	1.86	\$22.52	\$23.42	\$25.52	\$25.53	\$26.09	\$46,847	\$48,716	\$53,087	\$53,102	\$54,264
43-5052	Postal service mail carriers	40	0.00	\$25.15	\$52,316	2.29	\$22.00	\$22.55	\$26.39	\$27.16	\$27.17	\$45,760	\$46,894	\$54,881	\$56,503	\$56,510
43-5053	Postal service mail sorters, processors, and processing machine operators	40	0.00	\$17.99	\$37,410	1.65	\$11.56	\$14.59	\$16.51	\$25.52	\$25.53	\$24,038	\$30,337	\$34,341	\$53,086	\$53,098
43-5061	Production, planning, and expediting clerks	20	27.15	\$27.48	\$57,157	13.46	\$16.36	\$18.51	\$23.53	\$39.59	\$44.04	\$34,039	\$38,503	\$48,939	\$82,337	\$91,614
43-5071	Shipping, receiving, and traffic clerks	140	20.34	\$15.35	\$31,918	3.81	\$10.95	\$12.69	\$14.55	\$17.70	\$21.42	\$22,771	\$26,396	\$30,271	\$36,807	\$44,556
43-5081	Stock clerks and order fillers	750	19.82	\$14.50	\$30,162	3.81	\$9.90	\$11.88	\$13.85	\$16.62	\$20.05	\$20,592	\$24,719	\$28,816	\$34,566	\$41,700
43-6011	Executive secretaries and administrative assistants	460	17.87	\$21.86	\$45,469	1.76	\$16.12	\$18.98	\$21.27	\$23.59	\$28.47	\$33,525	\$39,488	\$44,245	\$49,060	\$59,220
43-6012	Legal secretaries	#	#	\$22.41	\$46,623	4.07	\$16.09	\$17.45	\$24.38	\$27.11	\$28.76	\$33,459	\$36,303	\$50,711	\$56,399	\$59,812
43-6013	Medical secretaries	150	15.75	\$16.79	\$34,919	3.81	\$10.26	\$14.32	\$16.87	\$19.54	\$22.98	\$21,343	\$29,793	\$35,094	\$40,643	\$47,791
43-6014	Secretaries, except legal, medical, and executive	1,910	6.67	\$16.96	\$35,277	2.16	\$8.86	\$12.62	\$17.04	\$21.36	\$25.16	\$18,433	\$26,248	\$35,443	\$44,429	\$52,327
43-9021	Data entry keyers	20	47.81	\$15.21	\$31,646	8.85	\$9.71	\$12.22	\$14.70	\$17.15	\$24.16	\$20,197	\$25,417	\$30,574	\$35,671	\$50,257
43-9061	Office clerks, general	840	18.51	\$16.26	\$33,826	6.91	\$8.43	\$10.30	\$15.67	\$19.67	\$26.21	\$17,526	\$21,414	\$32,598	\$40,903	\$54,521
43-9071	Office machine operators, except computer	#	#	\$15.71	\$32,687	9.18	\$12.27	\$13.03	\$14.30	\$17.04	\$23.08	\$25,515	\$27,102	\$29,746	\$35,434	\$48,001
43-9199	Office and administrative support workers, all other	20	8.04	\$13.68	\$28,465	2.75	\$10.59	\$12.09	\$13.43	\$14.78	\$18.12	\$22,023	\$25,150	\$27,925	\$30,735	\$37,683
45-0000	Farming, fishing, and forestry	200	15.30	\$18.45	\$38,382	9.08	\$10.06	\$11.98	\$15.16	\$19.34	\$26.17	\$20,922	\$24,910	\$31,539	\$40,224	\$54,424
45-1011	First-line supervisors/managers of farming, fishing, and forestry workers	20	29.25	\$24.92	\$51,839	8.68	\$16.47	\$18.76	\$21.82	\$32.37	\$35.74	\$34,248	\$39,019	\$45,386	\$67,321	\$74,349
45-2092	Farmworkers and laborers, crop, nursery, and greenhouse	90	20.17	\$22.00	\$45,758	11.90	\$11.85	\$13.32	\$15.80	\$19.01	\$32.76	\$24,639	\$27,701	\$32,874	\$39,539	\$68,134
45-2093	Farmworkers, farm and ranch animals	80	30.47	\$12.84	\$26,710	5.90	\$9.61	\$10.44	\$12.15	\$14.90	\$17.40	\$19,984	\$21,720	\$25,272	\$30,986	\$36,187
47-0000	Construction and extraction	6,150	3.64	\$21.73	\$45,195	3.54	\$12.27	\$15.11	\$20.19	\$27.60	\$34.19	\$25,527	\$31,419	\$41,985	\$57,399	\$71,121
47-1011	First-line supervisors/managers of construction trades and extraction workers	470	10.36	\$34.29	\$71,333	3.06	\$24.20	\$27.27	\$32.83	\$41.00	\$47.81	\$50,336	\$56,723	\$68,277	\$85,286	\$99,453
47-2021	Brickmasons and blockmasons	#	#	\$21.77	\$45,292	6.63	\$13.87	\$18.76	\$21.19	\$24.93	\$31.65	\$28,846	\$39,021	\$44,069	\$51,853	\$65,836
47-2022	Stonemasons	#	#	\$18.43	\$38,331	3.96	\$15.21	\$16.46	\$18.57	\$20.80	\$22.15	\$31,641	\$34,237	\$38,621	\$43,273	\$46,065
47-2031	Carpenters	1,070	11.30	\$23.76	\$49,411	5.94	\$13.56	\$17.18	\$22.66	\$30.86	\$35.08	\$28,213	\$35,742	\$47,136	\$64,196	\$72,977
47-2044	Tile and marble setters	#	#	\$23.55	\$48,978	5.83	\$16.44	\$18.83	\$22.41	\$28.33	\$33.41	\$34,191	\$39,167	\$46,604	\$58,917	\$69,502
47-2051	Cement masons and concrete finishers	260	33.38	\$17.13	\$35,640	4.65	\$12.13	\$13.86	\$16.83	\$20.62	\$23.13	\$25,227	\$28,836	\$34,998	\$42,892	\$48,118
47-2061	Construction laborers	1,060	10.14	\$15.15	\$31,518	4.52	\$11.06	\$12.53	\$14.30	\$17.23	\$20.83	\$22,995	\$26,058	\$29,738	\$35,837	\$43,325
47-2071	Paving, surfacing, and tamping equipment operators	40	29.53	\$21.67	\$45,073	3.42	\$18.02	\$19.43	\$21.41	\$24.23	\$27.04	\$37,481	\$40,416	\$44,538	\$50,403	\$56,238
47-2073	Operating engineers and other construction equipment operators	460	14.30	\$22.01	\$45,771	2.54	\$15.86	\$18.44	\$21.48	\$25.63	\$28.83	\$32,995	\$38,352	\$44,680	\$53,311	\$59,969
47-2081	Drywall and ceiling tile installers	110	29.96	\$19.09	\$39,699	6.50	\$14.88	\$16.01	\$17.90	\$21.69	\$26.21	\$30,946	\$33,304	\$37,236	\$45,105	\$54,526
47-2111	Electricians	420	7.79	\$25.53	\$53,103	4.31	\$16.65	\$19.84	\$24.22	\$29.01	\$35.69	\$34,638	\$41,267	\$50,387	\$60,339	\$74,240
47-2121	Glaziers	#	#	\$20.41	\$42,460	8.52	\$8.87	\$15.09	\$17.81	\$30.83	\$34.24	\$18,446	\$31,382	\$37,053	\$64,121	\$71,211
47-2141	Painters, construction and maintenance	440	12.29	\$14.81	\$30,799	11.47	\$8.87	\$10.22	\$14.65	\$19.30	\$22.04	\$18,460	\$21,253	\$30,479	\$40,146	\$45,851
47-2151	Pipelayers	50	36.90	\$21.04	\$43,769	5.32	\$13.66	\$16.47	\$20.47	\$25.20	\$30.20	\$28,415	\$34,249	\$42,576	\$52,421	\$62,820

Data unavailable

Occupational Code	Occupational Title	Employment Estimate	Employment Percentage Relative Standard Error	Average Hourly Wage	Average Annual Wage	Wage Percentage Relative Standard Error	10th Percentile (Hourly)	25th Percentile (Hourly)	50th Percentile (Hourly)	75th Percentile (Hourly)	90th Percentile (Hourly)	10th Percentile (Annual)	25th Percentile (Annual)	50th Percentile (Annual)	75th Percentile (Annual)	90th Percentile (Annual)
47-2152	Plumbers, pipefitters, and steamfitters	260	39.29	\$20.83	\$43,331	8.94	\$12.37	\$13.56	\$20.93	\$26.69	\$30.42	\$25,720	\$28,196	\$43,544	\$55,514	\$63,266
47-2181	Roofers	190	11.66	\$17.56	\$36,528	7.88	\$12.13	\$13.52	\$18.21	\$21.14	\$22.92	\$25,228	\$28,126	\$37,878	\$43,974	\$47,680
47-2211	Sheet metal workers	50	37.78	\$24.26	\$50,459	5.04	\$19.05	\$20.15	\$21.97	\$29.71	\$33.50	\$39,632	\$41,907	\$45,700	\$61,791	\$69,682
47-3011	Helpers--brickmasons, blockmasons, stonemasons, and tile and marble setters	#	#	\$14.89	\$30,970	8.24	\$11.56	\$12.24	\$13.30	\$14.35	\$24.84	\$24,039	\$25,450	\$27,654	\$29,858	\$51,664
47-3012	Helpers--carpenters	#	#	\$16.02	\$33,316	6.29	\$12.65	\$15.02	\$16.31	\$17.60	\$18.70	\$26,306	\$31,233	\$33,916	\$36,600	\$38,888
47-3016	Helpers--roofers	30	44.15	\$12.52	\$26,033	5.37	\$10.26	\$11.59	\$12.78	\$13.81	\$14.43	\$21,334	\$24,114	\$26,587	\$28,733	\$30,021
47-4011	Construction and building inspectors	60	21.26	\$28.64	\$59,571	4.12	\$20.12	\$23.18	\$27.08	\$32.95	\$41.37	\$41,853	\$48,205	\$56,319	\$68,536	\$86,042
47-4041	Hazardous materials removal workers	20	40.21	\$19.87	\$41,327	3.98	\$15.69	\$16.92	\$19.17	\$22.45	\$26.10	\$32,644	\$35,194	\$39,874	\$46,704	\$54,283
47-4051	Highway maintenance workers	220	9.67	\$20.06	\$41,720	2.75	\$15.26	\$17.79	\$20.08	\$22.14	\$25.29	\$31,738	\$36,996	\$41,770	\$46,044	\$52,594
47-4071	Septic tank servicers and sewer pipe cleaners	#	#	\$19.39	\$40,338	11.80	\$10.35	\$15.75	\$20.33	\$23.94	\$27.06	\$21,529	\$32,765	\$42,285	\$49,802	\$56,282
49-0000	Installation, maintenance, and repair	3,580	5.08	\$22.12	\$46,006	2.41	\$12.91	\$15.65	\$20.24	\$27.12	\$35.16	\$26,845	\$32,551	\$42,109	\$56,409	\$73,140
49-1011	First-line supervisors/managers of mechanics, installers, and repairers	210	10.00	\$29.36	\$61,061	3.74	\$18.17	\$21.08	\$27.06	\$36.20	\$44.46	\$37,799	\$43,838	\$56,281	\$75,304	\$92,475
49-2011	Computer, automated teller, and office machine repairers	#	#	\$26.87	\$55,900	12.07	\$16.71	\$20.30	\$29.95	\$33.70	\$35.94	\$34,762	\$42,226	\$62,300	\$70,100	\$74,766
49-2022	Telecommunications equipment installers and repairers, except line installers	80	31.63	\$33.44	\$69,552	7.91	\$25.28	\$28.04	\$32.97	\$39.33	\$44.03	\$52,582	\$58,330	\$68,575	\$81,807	\$91,581
49-2092	Electric motor, power tool, and related repairers	#	#	\$14.64	\$30,451	16.78	\$7.97	\$8.46	\$9.28	\$20.56	\$27.38	\$16,575	\$17,601	\$19,310	\$42,773	\$56,958
49-2095	Electrical and electronics repairers, powerhouse, substation, and relay	30	14.46	\$38.75	\$80,602	3.54	\$32.04	\$35.42	\$39.61	\$43.20	\$45.35	\$66,643	\$73,676	\$82,393	\$89,852	\$94,327
49-2098	Security and fire alarm systems installers	20	16.53	\$23.42	\$48,705	2.61	\$17.12	\$20.00	\$23.54	\$27.00	\$29.34	\$35,613	\$41,596	\$48,974	\$56,170	\$61,026
49-3011	Aircraft mechanics and service technicians	20	15.34	\$20.84	\$43,349	11.88	\$10.61	\$12.02	\$23.74	\$28.01	\$31.94	\$22,064	\$25,006	\$49,385	\$58,260	\$66,432
49-3021	Automotive body and related repairers	#	#	\$27.47	\$57,132	11.52	\$14.25	\$21.17	\$26.62	\$35.79	\$41.51	\$29,632	\$44,037	\$55,374	\$74,442	\$86,337
49-3023	Automotive service technicians and mechanics	280	9.04	\$24.81	\$51,604	5.49	\$16.31	\$18.36	\$22.47	\$29.44	\$35.60	\$33,918	\$38,181	\$46,742	\$61,236	\$74,056
49-3031	Bus and truck mechanics and diesel engine specialists	100	23.71	\$23.58	\$49,053	4.60	\$15.48	\$19.47	\$23.97	\$27.40	\$30.39	\$32,199	\$40,494	\$49,858	\$56,997	\$63,212
49-3042	Mobile heavy equipment mechanics, except engines	120	6.49	\$22.30	\$46,376	2.49	\$14.44	\$17.35	\$21.91	\$27.12	\$31.76	\$30,028	\$36,089	\$45,577	\$56,400	\$66,060
49-3053	Outdoor power equipment and other small engine mechanics	30	28.12	\$18.68	\$38,845	2.33	\$13.52	\$15.32	\$18.81	\$21.69	\$23.92	\$28,114	\$31,862	\$39,128	\$45,105	\$49,747
49-3091	Bicycle repairers	240	28.63	\$14.80	\$30,790	3.12	\$11.69	\$12.79	\$14.59	\$16.89	\$18.31	\$24,319	\$26,603	\$30,355	\$35,137	\$38,089
49-9012	Control and valve installers and repairers, except mechanical door	20	34.52	\$30.40	\$63,241	14.33	\$19.43	\$22.98	\$31.21	\$38.02	\$42.36	\$40,417	\$47,803	\$64,925	\$79,075	\$88,102
49-9021	Heating, air conditioning, and refrigeration mechanics and installers	240	24.76	\$28.45	\$59,169	6.04	\$19.03	\$22.07	\$28.32	\$34.51	\$40.09	\$39,581	\$45,912	\$58,907	\$71,782	\$83,392
49-9041	Industrial machinery mechanics	110	20.74	\$33.01	\$68,657	3.94	\$25.47	\$30.25	\$33.71	\$36.93	\$41.48	\$52,969	\$62,916	\$70,123	\$76,816	\$86,273
49-9043	Maintenance workers, machinery	30	40.88	\$27.64	\$57,500	10.45	\$16.91	\$19.91	\$25.83	\$34.50	\$42.48	\$35,181	\$41,408	\$53,728	\$71,754	\$88,361
49-9051	Electrical power-line installers and repairers	50	36.96	\$40.32	\$83,870	2.93	\$36.58	\$38.04	\$41.05	\$44.06	\$45.88	\$76,084	\$79,113	\$85,374	\$91,636	\$95,428
49-9071	Maintenance and repair workers, general	1,620	8.07	\$19.11	\$39,755	2.80	\$12.59	\$14.51	\$17.77	\$22.42	\$27.41	\$26,187	\$30,187	\$36,962	\$46,632	\$57,022
49-9098	Helpers--installation, maintenance, and repair workers	20	47.31	\$17.14	\$35,644	7.32	\$12.85	\$15.36	\$17.63	\$19.66	\$21.62	\$26,723	\$31,951	\$36,674	\$40,894	\$44,972
49-9099	Installation, maintenance, and repair workers, all other	90	31.20	\$20.94	\$43,561	4.86	\$11.75	\$15.34	\$20.52	\$25.80	\$29.86	\$24,430	\$31,900	\$42,676	\$53,654	\$62,119
51-0000	Production	1,460	9.50	\$19.25	\$40,044	3.47	\$9.86	\$12.40	\$17.45	\$23.45	\$32.64	\$20,511	\$25,793	\$36,288	\$48,781	\$67,899
51-1011	First-line supervisors/managers of production and operating workers	100	8.95	\$31.38	\$65,265	6.33	\$18.53	\$22.58	\$29.60	\$39.10	\$46.27	\$38,533	\$46,958	\$61,572	\$81,325	\$96,234
51-2041	Structural metal fabricators and fitters	30	42.26	\$21.04	\$43,774	20.15	\$13.41	\$15.50	\$18.51	\$22.04	\$39.84	\$27,885	\$32,240	\$38,501	\$45,847	\$82,861
51-2099	Assemblers and fabricators, all other	20	24.89	\$26.21	\$54,522	17.91	\$14.60	\$17.04	\$22.84	\$38.56	\$42.87	\$30,362	\$35,439	\$47,516	\$80,214	\$89,161
51-3011	Bakers	130	40.21	\$15.74	\$32,739	7.71	\$8.61	\$10.93	\$15.85	\$19.10	\$24.11	\$17,912	\$22,732	\$32,962	\$39,723	\$50,147

Data unavailable

Occupational Code	Occupational Title	Employment Estimate	Employment Percentage Relative Standard Error	Average Hourly Wage	Average Annual Wage	Wage Percentage Relative Standard Error	10th Percentile (Hourly)	25th Percentile (Hourly)	50th Percentile (Hourly)	75th Percentile (Hourly)	90th Percentile (Hourly)	10th Percentile (Annual)	25th Percentile (Annual)	50th Percentile (Annual)	75th Percentile (Annual)	90th Percentile (Annual)
51-3021	Butchers and meat cutters	50	15.85	\$15.74	\$32,733	11.15	\$9.26	\$10.98	\$14.05	\$20.70	\$24.52	\$19,267	\$22,843	\$29,226	\$43,056	\$51,005
51-4041	Machinists	#	#	\$17.14	\$35,661	6.38	\$9.86	\$13.94	\$17.57	\$20.93	\$23.12	\$20,515	\$28,987	\$36,546	\$43,541	\$48,087
51-4121	Welders, cutters, solderers, and brazers	90	15.44	\$21.16	\$44,019	4.56	\$16.11	\$18.42	\$20.83	\$22.96	\$27.68	\$33,515	\$38,319	\$43,321	\$47,755	\$57,571
51-5112	Printing press operators	30	12.56	\$17.30	\$35,983	7.44	\$10.41	\$12.41	\$18.73	\$21.65	\$23.42	\$21,662	\$25,817	\$38,963	\$45,036	\$48,718
51-5113	Print binding and finishing workers	20	24.70	\$14.95	\$31,091	11.46	\$10.01	\$10.95	\$13.92	\$17.91	\$22.31	\$20,817	\$22,785	\$28,958	\$37,245	\$46,410
51-6011	Laundry and dry-cleaning workers	210	9.27	\$12.64	\$26,287	3.69	\$9.78	\$10.51	\$11.83	\$14.10	\$16.90	\$20,335	\$21,860	\$24,601	\$29,323	\$35,155
51-6031	Sewing machine operators	40	18.81	\$12.98	\$26,997	4.36	\$9.29	\$11.02	\$13.06	\$14.87	\$17.25	\$19,322	\$22,915	\$27,169	\$30,920	\$35,878
51-7011	Cabinetmakers and bench carpenters	60	37.78	\$20.39	\$42,411	8.80	\$10.56	\$14.65	\$20.64	\$24.89	\$31.20	\$21,955	\$30,472	\$42,926	\$51,766	\$64,892
51-7041	Sawing machine setters, operators, and tenders, wood	40	4.32	\$19.11	\$39,758	2.71	\$14.91	\$16.67	\$19.29	\$21.61	\$23.13	\$31,011	\$34,674	\$40,124	\$44,950	\$48,115
51-8021	Stationary engineers and boiler operators	20	17.56	\$26.47	\$55,054	4.91	\$15.83	\$24.16	\$27.24	\$31.40	\$34.72	\$32,918	\$50,261	\$56,657	\$65,321	\$72,210
51-8031	Water and liquid waste treatment plant and system operators	150	22.84	\$28.32	\$58,915	3.95	\$20.09	\$23.21	\$28.88	\$33.78	\$37.03	\$41,786	\$48,285	\$60,061	\$70,266	\$77,023
51-8099	Plant and system operators, all other	20	25.15	\$27.66	\$57,542	6.82	\$12.84	\$29.03	\$30.88	\$33.34	\$34.94	\$26,714	\$60,391	\$64,226	\$69,345	\$72,666
51-9122	Painters, transportation equipment	#	#	\$29.37	\$61,098	5.66	\$20.94	\$24.45	\$31.24	\$34.09	\$35.80	\$43,553	\$50,847	\$64,969	\$70,904	\$74,465
51-9198	Helpers—production workers	#	#	\$11.75	\$24,439	7.32	\$8.08	\$8.75	\$10.97	\$14.31	\$17.40	\$16,817	\$18,205	\$22,818	\$29,775	\$36,194
53-0000	Transportation and material moving	3,220	4.90	\$17.60	\$36,613	3.41	\$9.24	\$12.15	\$15.94	\$21.42	\$28.48	\$19,219	\$25,282	\$33,163	\$44,557	\$59,235
53-1021	First-line supervisors/managers of helpers, laborers, and material movers, hand	90	11.05	\$19.17	\$39,874	13.79	\$12.54	\$13.56	\$15.48	\$21.46	\$27.12	\$26,083	\$28,202	\$32,191	\$44,644	\$56,409
53-1031	First-line supervisors/managers of transportation and material-moving machine and vehicle operators	130	6.57	\$27.34	\$56,861	2.81	\$15.35	\$23.15	\$26.89	\$31.99	\$38.23	\$31,931	\$48,159	\$55,929	\$66,544	\$79,512
53-2012	Commercial pilots	30	16.70	#	\$88,606	14.26	#	#	#	#	#	\$51,640	\$65,357	\$81,890	\$108,211	\$143,693
53-3021	Bus drivers, transit and intercity	300	1.84	\$18.57	\$38,623	2.61	\$15.10	\$16.10	\$17.77	\$20.80	\$23.86	\$31,403	\$33,487	\$36,961	\$43,262	\$49,620
53-3022	Bus drivers, school	#	#	\$17.18	\$35,744	4.52	\$12.46	\$14.09	\$16.76	\$19.35	\$23.13	\$25,913	\$29,303	\$34,857	\$40,248	\$48,108
53-3031	Driver/sales workers	50	27.92	\$12.64	\$26,297	7.23	\$8.98	\$10.12	\$11.38	\$14.42	\$18.83	\$18,676	\$21,047	\$23,666	\$29,987	\$39,164
53-3032	Truck drivers, heavy and tractor-trailer	340	19.14	\$23.62	\$49,124	5.34	\$15.71	\$18.65	\$21.72	\$28.52	\$35.68	\$32,670	\$38,802	\$45,171	\$59,320	\$74,207
53-3033	Truck drivers, light or delivery services	460	14.78	\$19.53	\$40,613	6.83	\$9.81	\$13.46	\$18.75	\$23.82	\$32.89	\$20,406	\$27,990	\$38,996	\$49,538	\$68,402
53-3041	Taxi drivers and chauffeurs	220	35.00	\$13.97	\$29,056	4.97	\$9.28	\$12.13	\$13.64	\$15.82	\$17.69	\$19,296	\$25,230	\$28,379	\$32,907	\$36,800
53-3099	Motor vehicle operators, all other	100	17.55	\$19.26	\$40,068	6.00	\$12.55	\$14.40	\$17.95	\$24.47	\$28.05	\$26,114	\$29,954	\$37,340	\$50,897	\$58,334
53-6021	Parking lot attendants	200	15.72	\$10.71	\$22,284	4.54	\$8.05	\$8.66	\$10.05	\$12.67	\$14.63	\$16,743	\$18,021	\$20,907	\$26,356	\$30,438
53-6031	Service station attendants	60	14.23	\$13.02	\$27,075	7.54	\$8.77	\$10.90	\$13.17	\$15.29	\$17.41	\$18,246	\$22,666	\$27,401	\$31,801	\$36,211
53-7032	Excavating and loading machine and dragline operators	110	39.88	\$23.15	\$48,158	3.06	\$16.91	\$20.15	\$23.97	\$26.81	\$28.51	\$35,172	\$41,904	\$49,867	\$55,759	\$59,295
53-7051	Industrial truck and tractor operators	60	3.53	\$15.17	\$31,554	2.76	\$9.88	\$11.18	\$14.31	\$18.25	\$21.67	\$20,544	\$23,247	\$29,760	\$37,953	\$45,083
53-7061	Cleaners of vehicles and equipment	40	26.28	\$11.73	\$24,401	8.02	\$8.20	\$9.04	\$11.33	\$14.39	\$16.70	\$17,057	\$18,805	\$23,573	\$29,923	\$34,729
53-7062	Laborers and freight, stock, and material movers, hand	690	11.31	\$12.48	\$25,959	7.25	\$8.35	\$9.42	\$11.75	\$14.43	\$17.79	\$17,364	\$19,595	\$24,432	\$30,013	\$37,013
53-7064	Packers and packagers, hand	20	49.14	\$12.24	\$25,459	6.53	\$8.73	\$11.91	\$12.85	\$13.78	\$14.34	\$18,156	\$24,772	\$26,730	\$28,671	\$29,835
53-7081	Refuse and recyclable material collectors	100	31.70	\$17.99	\$37,410	3.78	\$11.53	\$14.41	\$17.99	\$21.70	\$24.80	\$23,982	\$29,981	\$37,416	\$45,140	\$51,575

Data unavailable

Occupational Code	Occupational Title	Employment Estimate	Employment Percentage Relative Standard Error	Average Hourly Wage	Average Annual Wage	Wage Percentage Relative Standard Error	10th Percentile (Hourly)	25th Percentile (Hourly)	50th Percentile (Hourly)	75th Percentile (Hourly)	90th Percentile (Hourly)	10th Percentile (Annual)	25th Percentile (Annual)	50th Percentile (Annual)	75th Percentile (Annual)	90th Percentile (Annual)
00-0000	All occupations	19,680	2.16	\$18.45	\$38,378	3.41	\$8.53	\$10.24	\$15.84	\$23.04	\$31.23	\$17,734	\$21,299	\$32,937	\$47,924	\$64,955
11-0000	Management	550	7.39	\$38.46	\$80,002	2.54	\$21.08	\$27.51	\$35.48	\$45.90	\$56.00	\$43,842	\$57,231	\$73,804	\$95,469	\$116,476
11-1021	General and operations managers	250	11.99	\$40.94	\$85,148	3.37	\$24.02	\$30.00	\$35.37	\$49.52	\$60.44	\$49,953	\$62,402	\$73,575	\$102,997	\$125,714
11-1031	Legislators	40	6.23	#	#	#	#	#	#	#	#	#	#	#	#	#
11-3011	Administrative services managers	20	21.23	\$36.62	\$76,163	7.15	\$23.28	\$26.39	\$34.32	\$43.28	\$58.95	\$48,418	\$54,897	\$71,380	\$90,015	\$122,606
11-3031	Financial managers	20	27.17	\$39.84	\$82,860	3.01	\$32.44	\$36.70	\$40.49	\$43.99	\$46.37	\$67,467	\$76,344	\$84,216	\$91,505	\$96,454
11-9031	Education administrators, preschool and child care center/program	20	42.74	\$21.59	\$44,897	5.91	\$17.16	\$19.29	\$21.06	\$22.83	\$28.64	\$35,692	\$40,120	\$43,806	\$47,492	\$59,575
11-9032	Education administrators, elementary and secondary school	50	6.13	#	\$63,809	2.54	#	#	#	#	#	\$48,701	\$54,249	\$63,266	\$73,129	\$84,537
11-9131	Postmasters and mail superintendents	20	0.00	\$29.71	\$61,794	2.23	\$15.34	\$24.90	\$30.18	\$36.96	\$39.05	\$31,916	\$51,802	\$62,774	\$76,866	\$81,216
11-9151	Social and community service managers	30	30.93	\$27.38	\$56,947	4.60	\$19.30	\$20.93	\$23.63	\$34.85	\$40.28	\$40,145	\$43,542	\$49,149	\$72,493	\$83,789
11-9199	Managers, all other	70	15.51	\$42.66	\$88,733	3.50	\$33.04	\$38.57	\$43.23	\$49.07	\$54.24	\$68,728	\$80,227	\$89,910	\$102,065	\$112,826
13-0000	Business and financial operations	590	5.65	\$26.11	\$54,317	2.59	\$13.51	\$18.02	\$24.39	\$32.66	\$41.89	\$28,111	\$37,486	\$50,725	\$67,927	\$87,137
13-1023	Purchasing agents, except wholesale, retail, and farm products	20	24.76	\$20.43	\$42,490	6.86	\$15.29	\$16.95	\$19.57	\$23.38	\$26.74	\$31,795	\$35,259	\$40,714	\$48,625	\$55,615
13-1041	Compliance officers, except agriculture, construction, health and safety, and transportation	30	7.28	\$28.65	\$59,593	6.33	\$14.03	\$22.81	\$30.41	\$36.11	\$38.02	\$29,180	\$47,453	\$63,246	\$75,114	\$79,081
13-1051	Cost estimators	20	27.69	\$24.55	\$51,067	3.76	\$18.55	\$20.02	\$22.49	\$27.81	\$35.76	\$38,578	\$41,642	\$46,771	\$57,855	\$74,381
13-1071	Employment, recruitment, and placement specialists	30	14.16	\$29.81	\$62,005	5.07	\$13.85	\$20.58	\$28.13	\$34.03	\$48.61	\$28,811	\$42,801	\$58,518	\$70,792	\$101,106
13-1111	Management analysts	40	25.05	\$30.88	\$64,237	11.55	\$15.80	\$17.21	\$25.10	\$47.88	\$53.99	\$32,858	\$35,804	\$52,201	\$99,581	\$112,305
13-1151	Training and development specialists	20	33.27	\$29.56	\$61,481	9.90	\$15.27	\$18.42	\$30.02	\$39.56	\$43.87	\$31,756	\$38,318	\$62,449	\$82,278	\$91,250
13-1199	Business operations specialists, all other	190	9.08	\$26.77	\$55,679	2.67	\$14.08	\$19.43	\$26.07	\$33.50	\$41.81	\$29,276	\$40,416	\$54,220	\$69,676	\$86,968
13-2011	Accountants and auditors	130	12.07	\$26.67	\$55,481	5.70	\$13.58	\$18.96	\$24.94	\$32.15	\$37.35	\$28,237	\$39,437	\$51,876	\$66,878	\$77,682
13-2021	Appraisers and assessors of real estate	20	21.52	\$26.04	\$54,155	20.62	\$13.34	\$15.81	\$21.57	\$28.31	\$52.17	\$27,747	\$32,874	\$44,873	\$58,893	\$108,519
13-2072	Loan officers	70	20.01	\$21.49	\$44,702	6.71	\$13.71	\$16.14	\$20.03	\$23.47	\$33.97	\$28,522	\$33,565	\$41,665	\$48,826	\$70,648
13-2082	Tax preparers	#	#	\$11.89	\$24,731	10.19	\$8.97	\$10.04	\$11.13	\$13.87	\$16.92	\$18,668	\$20,885	\$23,153	\$28,844	\$35,185
15-0000	Computer and mathematical	130	7.34	\$28.13	\$58,504	2.78	\$16.65	\$20.74	\$28.17	\$35.47	\$41.22	\$34,638	\$43,134	\$58,597	\$73,768	\$85,739
15-1132	Computer software engineers, applications	20	42.21	\$32.31	\$67,206	6.02	\$16.63	\$18.83	\$35.03	\$41.34	\$44.57	\$34,586	\$39,166	\$72,856	\$85,989	\$92,702
15-1142	Network and computer systems administrators	30	13.49	\$28.27	\$58,795	5.56	\$16.42	\$18.71	\$30.26	\$36.23	\$41.60	\$34,160	\$38,919	\$62,936	\$75,365	\$86,528
15-1151	Computer support specialists	30	21.34	\$23.35	\$48,577	5.75	\$15.47	\$19.25	\$22.69	\$28.36	\$33.36	\$32,184	\$40,046	\$47,192	\$58,981	\$69,397
15-1152	Computer network support specialists	20	45.64	\$23.28	\$48,414	16.84	\$14.31	\$15.60	\$17.60	\$32.86	\$40.53	\$29,770	\$32,442	\$36,608	\$68,341	\$84,298
15-1199	Computer, all other	30	0.00	\$31.53	\$65,589	2.18	\$24.42	\$26.09	\$30.96	\$36.14	\$41.13	\$50,793	\$54,276	\$64,387	\$75,167	\$85,554
17-0000	Architecture and engineering	130	16.62	\$31.70	\$65,932	3.49	\$16.80	\$23.99	\$32.19	\$38.99	\$47.66	\$34,948	\$49,896	\$66,961	\$81,098	\$99,140
17-2051	Civil engineers	60	34.67	\$36.50	\$75,910	2.39	\$25.32	\$28.73	\$34.82	\$44.55	\$52.88	\$52,657	\$59,748	\$72,417	\$88,668	\$109,997
17-3011	Architectural and civil drafters	20	29.35	\$21.22	\$44,141	10.54	\$13.18	\$15.75	\$22.29	\$26.49	\$28.54	\$27,415	\$32,768	\$46,368	\$55,089	\$59,360
17-3031	Surveying and mapping technicians	20	39.31	\$20.44	\$42,506	29.96	\$8.36	\$9.44	\$20.22	\$31.18	\$35.06	\$17,385	\$19,625	\$42,066	\$64,858	\$72,915
19-0000	Life, physical, and social science	210	2.14	\$26.66	\$55,455	2.67	\$13.45	\$15.78	\$26.62	\$34.19	\$36.19	\$27,986	\$32,824	\$55,362	\$71,114	\$75,272
19-1023	Zoologists and wildlife biologists	20	0.00	\$31.32	\$65,145	2.35	\$25.63	\$28.14	\$31.27	\$35.87	\$35.88	\$53,319	\$58,525	\$65,048	\$74,610	\$74,630
19-1031	Conservation scientists	20	0.00	\$31.26	\$65,020	2.36	\$22.81	\$26.73	\$31.28	\$35.87	\$35.88	\$47,450	\$55,598	\$65,056	\$74,610	\$74,629
19-2042	Geoscientists, except hydrologists and geographers	20	25.89	\$24.03	\$49,976	12.13	\$13.12	\$14.99	\$24.22	\$31.28	\$39.43	\$27,284	\$31,172	\$50,370	\$65,056	\$82,020
19-3031	Clinical, counseling, and school psychologists	20	12.23	\$45.73	\$95,109	11.40	\$30.41	\$32.46	\$35.88	\$59.73	\$80.77	\$63,249	\$67,519	\$74,635	\$124,244	\$167,995
19-4093	Forest and conservation technicians	60	0.00	\$16.38	\$34,067	1.90	\$11.98	\$13.45	\$15.05	\$19.27	\$25.09	\$24,928	\$27,980	\$31,312	\$40,084	\$52,188
21-0000	Community and social services	360	8.71	\$23.66	\$49,222	4.99	\$12.94	\$16.04	\$23.90	\$30.84	\$34.93	\$26,916	\$33,361	\$49,719	\$64,146	\$72,651
21-1011	Substance abuse and behavioral disorder counselors	70	30.09	\$20.28	\$42,185	13.52	\$12.72	\$13.79	\$17.92	\$26.63	\$30.71	\$26,457	\$28,689	\$37,267	\$55,382	\$63,882
21-1012	Educational, vocational, and school counselors	30	7.32	\$23.84	\$49,581	4.65	\$16.60	\$20.11	\$24.45	\$27.53	\$30.23	\$34,520	\$41,825	\$50,857	\$57,266	\$62,878
21-1014	Mental health counselors	20	33.84	\$26.42	\$54,962	5.22	\$18.50	\$19.78	\$21.91	\$31.30	\$44.75	\$38,472	\$41,135	\$45,575	\$65,099	\$93,085
21-1021	Child, family, and school social workers	30	3.34	\$28.44	\$59,146	5.78	\$18.40	\$21.64	\$27.41	\$36.00	\$41.42	\$38,269	\$45,017	\$57,013	\$74,879	\$86,147

Data unavailable

Occupational Code	Occupational Title	Employment Estimate	Employment Percentage Relative Standard Error	Average Hourly Wage	Average Annual Wage	Wage Percentage Relative Standard Error	10th Percentile (Hourly)	25th Percentile (Hourly)	50th Percentile (Hourly)	75th Percentile (Hourly)	90th Percentile (Hourly)	10th Percentile (Annual)	25th Percentile (Annual)	50th Percentile (Annual)	75th Percentile (Annual)	90th Percentile (Annual)
21-1022	Medical and public health social workers	20	22.57	\$25.15	\$52,315	10.93	\$13.01	\$19.22	\$22.60	\$33.29	\$36.07	\$27,054	\$39,972	\$47,000	\$69,238	\$75,016
21-1099	Community and social service specialists, all other	60	35.66	\$17.40	\$36,188	2.97	\$12.59	\$14.65	\$16.77	\$19.25	\$22.32	\$26,184	\$30,476	\$34,883	\$40,032	\$46,434
23-0000	Legal	100	5.17	\$33.76	\$70,214	9.39	\$16.81	\$21.08	\$26.80	\$43.03	\$65.15	\$34,969	\$43,845	\$55,741	\$89,502	\$135,507
23-1011	Lawyers	50	4.62	\$41.24	\$85,785	14.73	\$21.64	\$25.42	\$33.71	\$55.78	\$79.53	\$45,001	\$52,879	\$70,112	\$116,027	\$165,419
23-2011	Paralegals and legal assistants	20	21.06	\$26.72	\$55,583	7.83	\$19.32	\$20.85	\$23.06	\$33.20	\$40.86	\$40,188	\$43,368	\$47,958	\$69,061	\$84,987
23-2093	Title examiners, abstractors, and searchers	30	13.93	\$18.01	\$37,460	13.18	\$9.01	\$14.16	\$19.36	\$22.17	\$25.07	\$18,733	\$29,458	\$40,274	\$46,123	\$52,149
25-0000	Education, training, and library	1,220	3.88	\$19.30	\$40,148	2.12	\$10.31	\$14.48	\$19.08	\$23.20	\$28.17	\$21,436	\$30,118	\$39,687	\$48,259	\$58,590
25-2011	Preschool teachers, except special education	60	34.28	\$12.10	\$25,168	10.53	\$8.32	\$9.35	\$11.15	\$13.80	\$17.40	\$17,315	\$19,441	\$23,190	\$28,706	\$36,186
25-2012	Kindergarten teachers, except special education	40	2.82	#	\$39,908	2.30	#	#	#	#	#	\$30,766	\$33,914	\$38,875	\$45,654	\$53,030
25-2021	Elementary school teachers, except special education	300	4.41	#	\$42,752	2.19	#	#	#	#	#	\$32,066	\$36,473	\$42,405	\$47,726	\$56,106
25-2022	Middle school teachers, except special and vocational education	150	8.75	#	\$40,041	1.70	#	#	#	#	#	\$31,206	\$34,431	\$39,704	\$45,365	\$50,769
25-2031	Secondary school teachers, except special and vocational education	190	4.69	#	\$43,392	3.21	#	#	#	#	#	\$31,861	\$36,514	\$42,808	\$48,809	\$57,559
25-2032	Vocational education teachers, secondary school	30	6.55	#	\$42,357	2.55	#	#	#	#	#	\$31,956	\$35,319	\$41,182	\$47,593	\$57,001
25-2052	Special education teachers, kindergarten, and elementary school	40	5.99	#	\$48,788	3.21	#	#	#	#	#	\$37,908	\$40,511	\$44,648	\$53,478	\$71,864
25-2054	Special education teachers, secondary school	30	9.38	#	\$41,968	2.30	#	#	#	#	#	\$31,970	\$35,391	\$41,368	\$48,323	\$55,323
25-3021	Self-enrichment education teachers	#	#	\$18.10	\$37,640	26.91	\$8.35	\$9.41	\$19.12	\$25.82	\$27.77	\$17,361	\$19,567	\$39,768	\$53,699	\$57,762
25-4021	Librarians	20	17.16	\$23.54	\$48,969	5.00	\$14.37	\$16.74	\$20.86	\$31.78	\$35.26	\$29,880	\$34,823	\$43,392	\$66,107	\$73,341
25-4031	Library technicians	50	25.74	\$12.41	\$25,821	2.98	\$8.79	\$11.04	\$12.74	\$14.03	\$15.41	\$18,283	\$22,973	\$26,503	\$29,180	\$32,046
25-9031	Instructional coordinators	20	0.00	\$33.88	\$70,481	2.35	\$24.02	\$27.59	\$36.58	\$41.26	\$44.06	\$49,957	\$57,391	\$76,096	\$85,827	\$91,643
25-9041	Teacher assistants	190	10.58	#	\$22,722	2.74	#	#	#	#	#	\$17,106	\$18,929	\$21,927	\$25,930	\$29,809
25-9099	Education, training, and library workers, all other	20	34.70	\$23.62	\$49,128	3.04	\$19.60	\$21.34	\$23.63	\$26.25	\$27.39	\$40,764	\$44,396	\$49,148	\$54,597	\$56,962
27-0000	Arts, design, entertainment, sports, and media	230	8.69	\$15.41	\$32,056	6.93	\$8.65	\$10.12	\$12.35	\$16.06	\$26.55	\$17,988	\$21,055	\$25,696	\$33,399	\$55,224
27-1023	Floral designers	#	#	\$11.79	\$24,516	8.30	\$8.09	\$8.76	\$10.87	\$15.40	\$17.53	\$16,822	\$18,218	\$22,605	\$32,027	\$36,463
27-1024	Graphic designers	30	30.39	\$18.60	\$38,687	12.94	\$12.08	\$13.25	\$16.29	\$23.49	\$29.24	\$25,131	\$27,570	\$33,883	\$48,868	\$60,813
27-3022	Reporters and correspondents	30	17.59	\$12.17	\$25,304	3.04	\$8.35	\$9.40	\$12.17	\$14.25	\$17.06	\$17,367	\$19,542	\$25,306	\$29,631	\$35,480
27-3031	Public relations specialists	30	18.26	\$22.18	\$46,128	8.07	\$12.60	\$14.65	\$22.12	\$27.55	\$33.08	\$26,207	\$30,470	\$46,008	\$57,300	\$68,816
29-0000	Healthcare practitioners and technical	1,230	11.54	\$32.67	\$67,960	3.85	\$15.25	\$20.70	\$27.85	\$35.23	\$55.75	\$31,730	\$43,054	\$57,933	\$73,271	\$115,956
29-1021	Dentists, general	20	30.76	\$58.35	\$121,372	10.28	\$39.55	\$44.86	\$62.03	\$70.14	\$77.34	\$82,254	\$93,315	\$129,017	\$145,901	\$160,859
29-1051	Pharmacists	50	28.54	\$55.24	\$114,890	3.72	\$47.59	\$50.58	\$55.58	\$63.44	\$69.55	\$98,978	\$105,215	\$115,610	\$131,958	\$144,661
29-1062	Family and general practitioners	40	12.41	\$72.65	\$151,102	11.28	\$46.02	\$57.72	\$66.51	\$78.32	#	\$95,726	\$120,056	\$138,338	\$162,914	#
29-1069	Physicians and surgeons, all other	30	46.92	\$108.46	\$225,606	16.28	\$73.80	\$81.58	#	#	#	\$153,502	\$169,691	#	#	#
29-1071	Physician assistants	20	49.98	\$44.09	\$91,705	5.02	\$39.28	\$39.29	\$43.39	\$47.85	\$53.51	\$81,704	\$81,718	\$90,261	\$99,529	\$111,309
29-1122	Occupational therapists	20	40.10	\$31.03	\$64,547	7.14	\$24.66	\$26.60	\$29.50	\$35.11	\$41.15	\$51,292	\$55,322	\$61,370	\$73,038	\$85,585
29-1123	Physical therapists	40	37.11	\$38.27	\$79,607	6.00	\$25.28	\$28.16	\$33.20	\$48.56	\$63.30	\$52,589	\$58,565	\$69,062	\$101,003	\$131,670
29-1126	Respiratory therapists	30	35.67	\$24.63	\$51,222	3.86	\$19.81	\$23.13	\$25.19	\$27.30	\$28.57	\$41,198	\$48,109	\$52,388	\$56,785	\$59,423
29-1127	Speech-language pathologists	30	30.34	\$40.47	\$84,169	12.46	\$26.19	\$31.61	\$39.41	\$44.99	\$62.57	\$54,484	\$65,755	\$81,974	\$93,583	\$130,145
29-1141	Registered nurses	410	17.30	\$30.08	\$62,574	1.50	\$24.20	\$26.65	\$30.47	\$33.92	\$36.10	\$50,338	\$55,431	\$63,370	\$70,561	\$75,084
29-1171	Nurse practitioners	20	16.34	\$45.38	\$94,382	5.46	\$37.06	\$39.31	\$43.06	\$51.08	\$63.26	\$77,075	\$81,755	\$89,556	\$106,241	\$131,588
29-2021	Dental hygienists	40	8.59	\$33.73	\$70,155	3.90	\$29.56	\$31.06	\$33.47	\$35.88	\$41.38	\$61,490	\$64,612	\$69,619	\$74,627	\$86,076
29-2041	Emergency medical technicians and paramedics	40	27.22	#	#	#	#	#	#	#	#	#	#	#	#	#
29-2052	Pharmacy technicians	60	33.16	\$15.80	\$32,869	8.45	\$10.38	\$11.83	\$15.12	\$18.82	\$22.90	\$21,582	\$24,610	\$31,457	\$39,151	\$47,628
29-2056	Veterinary technologists and technicians	20	36.89	\$14.71	\$30,590	6.82	\$10.05	\$11.00	\$13.16	\$18.62	\$22.44	\$20,898	\$22,885	\$27,367	\$38,724	\$46,670
29-2061	Licensed practical and licensed vocational nurses	120	32.19	\$19.48	\$40,529	3.19	\$15.08	\$17.01	\$19.76	\$21.83	\$23.39	\$31,362	\$35,382	\$41,100	\$45,414	\$48,646
29-2071	Medical records and health information technicians	50	11.05	\$17.05	\$35,462	5.39	\$10.84	\$12.76	\$16.10	\$20.26	\$22.98	\$22,538	\$26,541	\$33,495	\$42,139	\$47,805
31-0000	Healthcare support	490	9.47	\$12.32	\$25,625	3.55	\$8.51	\$9.71	\$11.25	\$13.96	\$18.04	\$17,700	\$20,204	\$23,406	\$29,038	\$37,527

Data unavailable

Occupational Code	Occupational Title	Employment Estimate	Employment Percentage Relative Standard Error	Average Hourly Wage	Average Annual Wage	Wage Percentage Relative Standard Error	10th Percentile (Hourly)	25th Percentile (Hourly)	50th Percentile (Hourly)	75th Percentile (Hourly)	90th Percentile (Hourly)	10th Percentile (Annual)	25th Percentile (Annual)	50th Percentile (Annual)	75th Percentile (Annual)	90th Percentile (Annual)
31-1011	Home health aides	110	31.88	\$10.58	\$22,015	6.88	\$8.12	\$8.85	\$10.34	\$12.29	\$14.07	\$16,898	\$18,408	\$21,507	\$25,565	\$29,273
31-1014	Nursing assistants	210	9.81	\$10.41	\$21,649	2.72	\$8.30	\$9.30	\$10.40	\$11.41	\$13.08	\$17,268	\$19,337	\$21,626	\$23,740	\$27,200
31-9091	Dental assistants	50	19.96	\$16.77	\$34,873	9.16	\$11.25	\$13.59	\$16.28	\$18.97	\$23.80	\$23,394	\$28,264	\$33,859	\$39,457	\$49,502
31-9092	Medical assistants	60	18.26	\$14.85	\$30,879	6.20	\$10.34	\$12.26	\$13.97	\$17.06	\$21.25	\$21,504	\$25,504	\$29,056	\$35,485	\$44,194
31-9099	Healthcare support workers, all other	30	14.68	\$14.79	\$30,760	8.61	\$8.85	\$10.30	\$12.69	\$17.38	\$26.61	\$18,412	\$21,427	\$26,404	\$36,146	\$55,356
33-0000	Protective service	2,470	0.74	\$23.07	\$47,995	2.43	\$18.56	\$19.95	\$22.29	\$26.69	\$30.41	\$38,611	\$41,490	\$46,362	\$55,514	\$63,254
33-1011	First-line supervisors/managers of correctional officers	190	0.06	\$31.72	\$65,979	3.38	\$26.57	\$29.66	\$31.98	\$34.47	\$35.88	\$55,266	\$61,685	\$66,519	\$71,701	\$74,625
33-3012	Correctional officers and jailers	1,980	0.02	\$22.88	\$47,584	2.59	\$19.00	\$20.20	\$22.14	\$25.47	\$28.23	\$39,530	\$42,011	\$46,060	\$52,983	\$58,710
33-3021	Detectives and criminal investigators	20	1.89	\$25.85	\$53,761	2.27	\$15.44	\$17.90	\$25.74	\$32.86	\$37.88	\$32,107	\$37,224	\$53,533	\$68,357	\$78,789
33-3051	Police and sheriff's patrol officers	100	0.77	\$20.76	\$43,183	1.45	\$14.85	\$16.87	\$19.95	\$23.39	\$28.80	\$30,884	\$35,094	\$41,496	\$48,648	\$59,913
33-9032	Security guards	50	38.56	\$13.01	\$27,070	11.25	\$8.28	\$9.24	\$13.94	\$16.60	\$17.86	\$17,218	\$19,209	\$28,997	\$34,532	\$37,148
35-0000	Food preparation and serving-related	2,050	3.99	\$10.70	\$22,266	2.89	\$7.92	\$8.35	\$9.06	\$11.23	\$17.31	\$16,481	\$17,365	\$18,839	\$23,350	\$35,995
35-1011	Chefs and head cooks	60	34.72	\$24.07	\$50,064	3.50	\$19.66	\$21.37	\$24.95	\$27.93	\$27.94	\$40,891	\$44,446	\$51,903	\$58,096	\$58,109
35-1012	First-line supervisors/managers of food preparation and serving workers	170	17.51	\$18.90	\$39,318	7.16	\$11.81	\$13.60	\$17.08	\$21.55	\$31.53	\$24,558	\$28,297	\$35,536	\$44,824	\$65,591
35-2011	Cooks, fast food	#	#	\$9.36	\$19,463	3.85	\$7.92	\$8.34	\$9.04	\$10.42	\$11.73	\$16,473	\$17,347	\$18,803	\$21,676	\$24,406
35-2012	Cooks, institution and cafeteria	70	18.70	\$9.87	\$20,522	5.13	\$7.95	\$8.42	\$9.19	\$11.41	\$13.63	\$16,538	\$17,507	\$19,123	\$23,736	\$28,357
35-2014	Cooks, restaurant	270	17.57	\$11.28	\$23,469	8.02	\$8.26	\$9.20	\$10.82	\$13.21	\$15.92	\$17,186	\$19,129	\$22,501	\$27,476	\$33,123
35-2021	Food preparation workers	200	27.78	\$9.69	\$20,165	6.31	\$7.93	\$8.38	\$9.11	\$10.91	\$13.08	\$16,505	\$17,425	\$18,959	\$22,684	\$27,209
35-3011	Bartenders	110	30.97	\$10.03	\$20,855	7.83	\$7.89	\$8.27	\$8.89	\$9.98	\$14.71	\$16,413	\$17,196	\$18,501	\$20,754	\$30,600
35-3021	Combined food preparation and serving workers, including fast food	430	10.78	\$9.15	\$19,035	5.19	\$7.84	\$8.15	\$8.66	\$9.17	\$10.96	\$16,315	\$16,950	\$18,010	\$19,069	\$22,789
35-3022	Counter attendants, cafeteria, food concession, and coffee shop	30	46.99	\$8.17	\$17,002	4.07	\$7.81	\$8.06	\$8.48	\$8.91	\$9.16	\$16,242	\$16,768	\$17,646	\$18,523	\$19,049
35-3031	Waiters and waitresses	390	14.75	\$9.24	\$19,212	4.79	\$7.86	\$8.18	\$8.72	\$9.26	\$11.06	\$16,340	\$17,012	\$18,133	\$19,257	\$23,003
35-9021	Dishwashers	#	#	\$8.35	\$17,375	4.21	\$7.84	\$8.15	\$8.65	\$9.16	\$9.46	\$16,312	\$16,942	\$17,993	\$19,044	\$19,681
37-0000	Building and grounds cleaning and maintenance	670	8.27	\$11.40	\$23,722	3.41	\$8.07	\$8.71	\$10.04	\$12.28	\$17.67	\$16,777	\$18,106	\$20,890	\$25,536	\$36,761
37-1011	First-line supervisors/managers of housekeeping and janitorial workers	40	24.02	\$15.66	\$32,574	5.73	\$9.79	\$11.58	\$15.27	\$18.94	\$22.98	\$20,358	\$24,079	\$31,764	\$39,386	\$47,807
37-2011	Janitors and cleaners, except maids and housekeeping cleaners	230	7.49	\$11.68	\$24,303	3.97	\$8.30	\$9.29	\$10.61	\$12.65	\$17.42	\$17,264	\$19,331	\$22,073	\$26,315	\$36,225
37-2012	Maids and housekeeping cleaners	240	13.37	\$8.68	\$18,061	3.55	\$7.85	\$8.18	\$8.71	\$9.25	\$10.64	\$16,338	\$17,008	\$18,126	\$19,243	\$22,125
37-3011	Landscaping and groundskeeping workers	150	25.25	\$13.44	\$27,963	4.52	\$8.89	\$9.99	\$11.38	\$14.77	\$22.29	\$18,497	\$20,776	\$23,676	\$30,712	\$46,364
39-0000	Personal care and service	810	12.59	\$11.00	\$22,873	4.12	\$7.95	\$8.42	\$9.20	\$10.98	\$17.09	\$16,542	\$17,518	\$19,145	\$22,847	\$35,541
39-1021	First-line supervisors/managers of personal service workers	30	30.61	\$26.03	\$54,148	9.96	\$12.16	\$19.18	\$23.23	\$34.53	\$42.05	\$25,290	\$39,895	\$48,315	\$71,818	\$87,456
39-2021	Nonfarm animal caretakers	50	22.86	\$8.76	\$18,230	3.55	\$7.86	\$8.19	\$8.73	\$9.28	\$10.58	\$16,345	\$17,026	\$18,161	\$19,300	\$22,001
39-3091	Amusement and recreation attendants	100	18.99	\$10.05	\$20,914	5.78	\$7.95	\$8.41	\$9.17	\$10.87	\$15.52	\$16,529	\$17,485	\$19,078	\$22,609	\$32,277
39-7011	Tour guides and escorts	120	41.27	\$9.72	\$20,208	3.42	\$8.15	\$8.90	\$9.86	\$10.81	\$11.38	\$16,942	\$18,517	\$20,514	\$22,491	\$23,677
39-9011	Child care workers	60	44.66	\$11.30	\$23,512	4.02	\$8.03	\$8.63	\$10.25	\$13.51	\$15.78	\$16,713	\$17,945	\$21,316	\$28,109	\$32,818
39-9021	Personal and home care aides	260	32.41	\$8.91	\$18,530	4.09	\$7.88	\$8.24	\$8.84	\$9.80	\$10.92	\$16,390	\$17,139	\$18,386	\$20,389	\$22,709
39-9031	Fitness trainers and aerobics instructors	50	27.58	\$16.87	\$35,083	7.76	\$8.87	\$10.32	\$16.12	\$18.52	\$27.85	\$18,460	\$21,467	\$33,533	\$38,516	\$57,936
39-9032	Recreation workers	110	23.32	\$13.79	\$28,684	9.76	\$7.90	\$8.30	\$8.95	\$20.36	\$28.89	\$16,437	\$17,257	\$18,622	\$42,351	\$60,096
41-0000	Sales and related	2,020	4.19	\$13.53	\$28,150	4.02	\$8.14	\$8.89	\$10.90	\$14.86	\$20.42	\$16,938	\$18,482	\$22,678	\$30,907	\$42,471
41-1011	First-line supervisors/managers of retail sales workers	180	10.95	\$17.21	\$35,798	3.25	\$12.10	\$13.47	\$16.26	\$20.17	\$23.07	\$25,158	\$28,019	\$33,830	\$41,946	\$47,982
41-2011	Cashiers	630	8.73	\$9.50	\$19,761	2.50	\$7.95	\$8.40	\$9.16	\$10.57	\$11.79	\$16,530	\$17,476	\$19,053	\$21,985	\$24,520
41-2021	Counter and rental clerks	90	16.76	\$11.75	\$24,435	5.79	\$8.10	\$8.74	\$11.05	\$13.87	\$17.62	\$16,840	\$18,180	\$22,990	\$28,844	\$36,648

Data unavailable

Occupational Code	Occupational Title	Employment Estimate	Employment Percentage Relative Standard Error	Average Hourly Wage	Average Annual Wage	Wage Percentage Relative Standard Error	10th Percentile (Hourly)	25th Percentile (Hourly)	50th Percentile (Hourly)	75th Percentile (Hourly)	90th Percentile (Hourly)	10th Percentile (Annual)	25th Percentile (Annual)	50th Percentile (Annual)	75th Percentile (Annual)	90th Percentile (Annual)
41-2022	Parts salespersons	40	35.66	\$12.32	\$25,635	3.22	\$8.77	\$10.88	\$12.66	\$13.96	\$14.99	\$18,247	\$22,624	\$26,338	\$29,030	\$31,174
41-2031	Retail salespersons	810	8.55	\$12.98	\$27,006	4.44	\$8.17	\$8.96	\$11.15	\$15.06	\$18.78	\$17,001	\$18,631	\$23,188	\$31,315	\$39,066
41-3011	Advertising sales agents	20	11.55	\$17.63	\$36,673	8.03	\$10.61	\$12.07	\$14.83	\$21.28	\$27.06	\$22,062	\$25,097	\$30,839	\$44,267	\$56,293
41-3021	Insurance sales agents	50	33.25	\$19.51	\$40,582	15.53	\$12.64	\$13.87	\$15.74	\$17.94	\$23.50	\$26,290	\$28,845	\$32,743	\$37,310	\$48,884
41-3099	Sales representatives, services, all other	40	44.90	\$20.08	\$41,760	11.93	\$8.99	\$13.05	\$17.64	\$27.93	\$32.53	\$18,697	\$27,137	\$36,684	\$58,104	\$67,658
41-4012	Sales representatives, wholesale and manufacturing, except technical and scientific products	100	17.17	\$18.10	\$37,644	8.63	\$8.73	\$10.72	\$14.59	\$21.34	\$28.71	\$18,157	\$22,306	\$30,355	\$44,397	\$59,723
41-9099	Sales and related workers, all other	40	12.97	\$11.35	\$23,603	5.34	\$8.30	\$9.27	\$10.43	\$11.77	\$16.30	\$17,262	\$19,289	\$21,690	\$24,491	\$33,901
43-0000	Office and administrative support	2,830	4.11	\$14.42	\$29,985	1.85	\$8.61	\$10.18	\$13.29	\$17.32	\$22.54	\$17,908	\$21,170	\$27,641	\$36,021	\$46,885
43-1011	First-line supervisors/managers of office and administrative support workers	70	15.95	\$21.55	\$44,814	4.55	\$15.18	\$17.27	\$21.71	\$25.87	\$28.35	\$31,579	\$35,915	\$45,152	\$53,808	\$58,963
43-3021	Billing and posting clerks and machine operators	40	16.77	\$14.67	\$30,524	7.71	\$9.34	\$11.89	\$13.58	\$16.21	\$23.52	\$19,420	\$24,721	\$28,253	\$33,724	\$48,912
43-3031	Bookkeeping, accounting, and auditing clerks	380	14.81	\$14.14	\$29,406	5.25	\$8.17	\$8.96	\$12.86	\$16.91	\$22.82	\$16,987	\$18,630	\$26,757	\$35,171	\$47,459
43-3051	Payroll and timekeeping clerks	20	19.61	\$20.02	\$41,646	5.23	\$14.14	\$18.57	\$20.31	\$22.62	\$23.36	\$29,415	\$38,625	\$42,253	\$47,045	\$48,583
43-3071	Tellers	120	15.23	\$11.95	\$24,849	2.57	\$9.77	\$10.53	\$11.80	\$13.51	\$14.56	\$20,328	\$21,903	\$24,554	\$28,099	\$30,291
43-4031	Court, municipal, and license clerks	60	3.05	\$16.40	\$34,103	1.43	\$11.85	\$13.05	\$15.35	\$19.60	\$22.52	\$24,638	\$27,144	\$31,922	\$40,773	\$46,847
43-4051	Customer service representatives	120	18.25	\$14.25	\$29,643	6.01	\$9.81	\$11.17	\$13.13	\$15.66	\$20.17	\$20,406	\$23,240	\$27,319	\$32,579	\$41,950
43-4061	Eligibility interviewers, government programs	40	33.20	\$18.34	\$38,151	3.03	\$15.22	\$16.25	\$17.98	\$20.35	\$22.47	\$31,648	\$33,806	\$37,403	\$42,318	\$46,747
43-4071	File clerks	40	29.08	\$12.15	\$25,262	3.12	\$8.91	\$10.32	\$12.31	\$13.98	\$15.17	\$18,530	\$21,460	\$25,596	\$29,086	\$31,550
43-4081	Hotel, motel, and resort desk clerks	120	17.41	\$9.14	\$19,021	6.40	\$7.93	\$8.35	\$9.07	\$10.34	\$11.38	\$16,484	\$17,374	\$18,856	\$21,501	\$23,666
43-4111	Interviewers, except eligibility and loan	30	36.01	\$11.47	\$23,858	4.11	\$9.52	\$10.08	\$11.02	\$12.54	\$14.42	\$19,796	\$20,962	\$22,930	\$26,089	\$29,990
43-4121	Library assistants, clerical	20	23.31	\$13.08	\$27,214	13.85	\$8.15	\$8.91	\$14.40	\$16.42	\$17.64	\$16,947	\$18,532	\$29,959	\$34,158	\$36,695
43-4131	Loan interviewers and clerks	30	48.76	\$14.70	\$30,583	11.77	\$10.22	\$11.74	\$14.30	\$17.55	\$19.40	\$21,261	\$24,415	\$29,746	\$36,499	\$40,351
43-4141	New accounts clerks	30	29.19	\$13.91	\$28,941	3.79	\$12.30	\$12.84	\$13.75	\$14.66	\$16.29	\$25,576	\$26,713	\$28,608	\$30,503	\$33,886
43-4171	Receptionists and information clerks	230	9.89	\$11.77	\$24,477	2.23	\$8.37	\$9.53	\$11.83	\$13.75	\$15.15	\$17,415	\$19,824	\$24,599	\$28,593	\$31,506
43-4181	Reservation and transportation ticket agents and travel clerks	50	35.61	\$10.17	\$21,149	4.11	\$8.11	\$8.83	\$9.78	\$10.90	\$11.57	\$16,879	\$18,360	\$20,346	\$22,673	\$24,069
43-4199	Information and record clerks, all other	50	6.89	\$22.86	\$47,558	5.21	\$13.84	\$17.46	\$25.48	\$28.22	\$28.23	\$28,781	\$36,325	\$52,989	\$58,699	\$58,711
43-5031	Police, fire, and ambulance dispatchers	40	1.88	\$14.96	\$31,122	1.90	\$9.40	\$11.06	\$15.38	\$17.95	\$21.26	\$19,549	\$23,001	\$31,984	\$37,335	\$44,212
43-5051	Postal service clerks	20	0.00	\$22.48	\$46,761	2.64	\$12.39	\$22.97	\$25.52	\$25.53	\$26.55	\$25,769	\$47,788	\$53,084	\$53,096	\$55,226
43-5052	Postal service mail carriers	60	0.00	\$24.06	\$50,045	2.06	\$19.45	\$19.46	\$25.88	\$27.17	\$28.26	\$40,463	\$40,473	\$53,820	\$56,508	\$58,778
43-5053	Postal service mail sorters, processors, and processing machine operators	30	0.00	\$18.72	\$38,938	2.49	\$9.46	\$14.60	\$16.80	\$25.52	\$25.53	\$19,673	\$30,369	\$34,954	\$53,091	\$53,099
43-5071	Shipping, receiving, and traffic clerks	50	11.54	\$16.78	\$34,909	7.68	\$8.71	\$11.07	\$18.79	\$22.10	\$22.35	\$18,109	\$23,022	\$39,078	\$45,975	\$46,483
43-5081	Stock clerks and order fillers	170	9.38	\$12.27	\$25,527	5.29	\$8.18	\$8.99	\$10.94	\$14.62	\$18.38	\$17,017	\$18,705	\$22,759	\$30,406	\$38,234
43-6011	Executive secretaries and administrative assistants	150	11.53	\$19.46	\$40,472	3.28	\$14.70	\$16.21	\$18.58	\$22.22	\$27.19	\$30,580	\$33,718	\$38,651	\$46,208	\$56,562
43-6013	Medical secretaries	50	26.46	\$12.88	\$26,801	3.98	\$9.92	\$11.04	\$12.74	\$14.54	\$16.81	\$20,640	\$22,966	\$26,506	\$30,237	\$34,969
43-6014	Secretaries, except legal, medical, and executive	570	7.55	\$13.90	\$28,911	2.26	\$8.87	\$10.75	\$13.55	\$16.43	\$18.88	\$18,458	\$22,355	\$28,180	\$34,178	\$39,265
43-9061	Office clerks, general	280	13.78	\$13.97	\$29,058	5.35	\$8.40	\$9.59	\$12.18	\$17.36	\$21.90	\$17,468	\$19,947	\$25,331	\$36,117	\$45,547
45-0000	Farming, fishing, and forestry	#	#	\$11.60	\$24,124	6.46	\$7.98	\$8.49	\$9.55	\$13.87	\$18.10	\$16,598	\$17,657	\$19,874	\$28,855	\$37,643
45-2093	Farmworkers, farm and ranch animals	20	14.50	\$10.89	\$22,646	5.48	\$7.94	\$8.38	\$9.12	\$13.27	\$16.93	\$16,506	\$17,429	\$18,967	\$27,597	\$35,215
47-0000	Construction and extraction	1,100	6.45	\$18.85	\$39,216	3.43	\$10.82	\$13.60	\$17.12	\$22.87	\$28.69	\$22,508	\$28,285	\$35,615	\$47,571	\$59,671
47-1011	First-line supervisors/managers of construction trades and extraction workers	100	37.25	\$30.19	\$62,795	4.72	\$23.47	\$25.72	\$29.32	\$34.95	\$40.59	\$48,812	\$53,508	\$60,983	\$72,696	\$84,425
47-2031	Carpenters	160	19.79	\$15.85	\$32,973	5.75	\$9.13	\$12.54	\$15.86	\$18.58	\$22.03	\$18,983	\$26,078	\$32,978	\$38,641	\$45,830
47-2051	Cement masons and concrete finishers	#	#	\$16.84	\$35,035	2.23	\$13.13	\$15.07	\$16.79	\$18.53	\$21.31	\$27,306	\$31,336	\$34,930	\$38,538	\$44,321
47-2061	Construction laborers	100	23.29	\$14.06	\$29,240	3.22	\$10.61	\$12.22	\$13.99	\$16.19	\$17.70	\$22,074	\$25,421	\$29,095	\$33,665	\$36,814
47-2071	Paving, surfacing, and tamping equipment operators	50	3.47	\$15.59	\$32,432	1.71	\$12.27	\$13.33	\$15.19	\$17.37	\$19.51	\$25,518	\$27,723	\$31,586	\$36,134	\$40,590

Data unavailable

Occupational Code	Occupational Title	Employment Estimate	Employment Percentage Relative Standard Error	Average Hourly Wage	Average Annual Wage	Wage Percentage Relative Standard Error	10th Percentile (Hourly)	25th Percentile (Hourly)	50th Percentile (Hourly)	75th Percentile (Hourly)	90th Percentile (Hourly)	10th Percentile (Annual)	25th Percentile (Annual)	50th Percentile (Annual)	75th Percentile (Annual)	90th Percentile (Annual)
47-2073	Operating engineers and other construction equipment operators	180	16.67	\$20.38	\$42,395	5.43	\$12.76	\$15.62	\$20.00	\$25.79	\$28.06	\$26,532	\$32,490	\$41,597	\$53,653	\$58,370
47-2111	Electricians	80	17.93	\$24.26	\$50,470	25.04	\$10.37	\$15.78	\$20.63	\$23.85	\$59.78	\$21,576	\$32,822	\$42,920	\$49,618	\$124,342
47-2152	Plumbers, pipefitters, and steamfitters	120	30.60	\$19.58	\$40,716	6.92	\$10.31	\$12.01	\$17.48	\$26.89	\$32.75	\$21,440	\$24,991	\$36,361	\$55,937	\$68,113
47-3011	Helpers—brickmasons, blockmasons, stonemasons, and tile and marble setters	20	49.34	\$16.61	\$34,559	3.74	\$12.97	\$14.76	\$16.55	\$18.35	\$21.08	\$26,979	\$30,698	\$34,430	\$38,161	\$43,844
47-4011	Construction and building inspectors	20	19.44	\$24.09	\$50,101	5.96	\$15.96	\$19.70	\$23.75	\$27.10	\$36.32	\$33,205	\$40,982	\$49,400	\$56,375	\$75,547
49-0000	Installation, maintenance, and repair	1,130	6.96	\$20.23	\$42,084	3.62	\$9.80	\$13.56	\$20.35	\$25.94	\$30.64	\$20,391	\$28,204	\$42,325	\$53,954	\$63,740
49-1011	First-line supervisors/managers of mechanics, installers, and repairers	410	2.37	\$25.21	\$52,427	2.90	\$19.33	\$21.02	\$24.36	\$27.94	\$33.04	\$40,208	\$43,721	\$50,661	\$58,112	\$68,717
49-2022	Telecommunications equipment installers and repairers, except line installers	40	21.45	\$27.48	\$57,159	5.50	\$18.08	\$21.58	\$29.56	\$33.23	\$35.42	\$37,611	\$44,879	\$61,490	\$69,113	\$73,678
49-3021	Automotive body and related repairers	20	3.93	\$20.82	\$43,312	2.56	\$14.42	\$19.02	\$21.13	\$23.31	\$26.85	\$29,999	\$39,571	\$43,946	\$48,491	\$55,853
49-3023	Automotive service technicians and mechanics	150	8.92	\$15.43	\$32,095	4.73	\$8.49	\$9.88	\$13.65	\$20.21	\$23.52	\$17,651	\$20,543	\$28,382	\$42,029	\$48,923
49-3042	Mobile heavy equipment mechanics, except engines	20	13.44	\$17.19	\$35,764	3.54	\$12.73	\$14.89	\$17.09	\$19.46	\$22.03	\$26,482	\$30,963	\$35,545	\$40,486	\$45,818
49-3093	Tire repairers and changers	70	23.07	\$15.32	\$31,871	29.90	\$8.04	\$8.64	\$14.56	\$24.06	\$26.87	\$16,720	\$17,964	\$30,291	\$50,045	\$55,898
49-9071	Maintenance and repair workers, general	260	25.12	\$15.13	\$31,464	4.08	\$9.44	\$11.39	\$13.67	\$17.90	\$24.53	\$19,636	\$23,686	\$28,439	\$37,241	\$51,013
49-9099	Installation, maintenance, and repair workers, all other	#	#	\$23.15	\$48,161	16.15	\$10.67	\$14.30	\$25.54	\$29.32	\$32.83	\$22,203	\$29,745	\$53,129	\$60,993	\$68,288
51-0000	Production	610	9.01	\$15.38	\$31,986	5.26	\$8.28	\$9.24	\$13.33	\$18.13	\$27.94	\$17,223	\$19,221	\$27,730	\$37,714	\$58,106
51-1011	First-line supervisors/managers of production and operating workers	80	11.64	\$27.80	\$57,833	5.24	\$15.90	\$24.15	\$27.94	\$32.51	\$37.91	\$33,082	\$50,236	\$58,106	\$67,618	\$78,848
51-2092	Team assemblers	50	13.75	\$13.05	\$27,141	8.61	\$8.34	\$9.47	\$12.95	\$16.45	\$18.04	\$17,341	\$19,701	\$26,930	\$34,210	\$37,521
51-3011	Bakers	30	31.51	\$11.09	\$23,067	10.19	\$8.06	\$8.69	\$10.12	\$13.55	\$16.67	\$16,765	\$18,076	\$21,040	\$28,189	\$34,664
51-3021	Butchers and meat cutters	30	34.81	\$13.60	\$28,283	5.75	\$10.71	\$12.03	\$13.30	\$14.56	\$17.37	\$22,283	\$25,033	\$27,660	\$30,287	\$36,138
51-4041	Machinists	30	26.66	\$16.27	\$33,833	12.68	\$8.41	\$11.38	\$13.87	\$21.46	\$27.35	\$17,503	\$23,678	\$28,845	\$44,642	\$56,886
51-4121	Welders, cutters, solderers, and brazers	40	26.51	\$15.67	\$32,583	2.90	\$12.17	\$13.21	\$14.91	\$17.20	\$18.73	\$25,317	\$27,469	\$31,020	\$35,785	\$38,954
51-5112	Printing press operators	30	17.97	\$14.12	\$29,364	18.36	\$8.35	\$9.42	\$14.98	\$17.37	\$19.40	\$17,369	\$19,586	\$31,154	\$36,132	\$40,361
51-6011	Laundry and dry-cleaning workers	50	27.03	\$9.06	\$18,851	3.13	\$7.86	\$8.20	\$8.75	\$9.42	\$11.93	\$16,354	\$17,047	\$18,204	\$19,599	\$24,822
51-8031	Water and liquid waste treatment plant and system operators	50	17.33	\$19.04	\$39,611	10.38	\$10.56	\$14.08	\$18.82	\$24.53	\$27.68	\$21,959	\$29,295	\$39,148	\$51,031	\$57,580
51-8099	Plant and system operators, all other	20	0.00	\$23.39	\$48,648	3.53	\$16.00	\$17.80	\$25.91	\$28.22	\$28.23	\$33,282	\$37,032	\$53,887	\$58,707	\$58,715
51-9061	Inspectors, testers, sorters, samplers, and weighers	#	#	\$9.13	\$18,986	7.26	\$7.84	\$8.14	\$8.64	\$9.14	\$10.76	\$16,307	\$16,930	\$17,969	\$19,007	\$22,382
53-0000	Transportation and material moving	810	8.20	\$15.40	\$32,026	4.12	\$8.72	\$10.47	\$13.81	\$18.28	\$24.88	\$18,128	\$21,782	\$28,717	\$38,031	\$51,756
53-1021	First-line supervisors/managers of helpers, laborers, and material movers, hand	20	28.77	\$17.37	\$36,122	5.10	\$13.61	\$15.47	\$16.91	\$18.34	\$23.03	\$28,317	\$32,171	\$35,164	\$38,157	\$47,896
53-1031	First-line supervisors/managers of transportation and material-moving machine and vehicle operators	20	25.85	\$24.57	\$51,107	7.87	\$17.52	\$19.68	\$23.13	\$28.43	\$34.30	\$36,452	\$40,928	\$48,103	\$59,134	\$71,341
53-3022	Bus drivers, school	80	6.86	\$13.47	\$28,019	4.35	\$9.53	\$11.07	\$13.27	\$15.85	\$18.08	\$19,827	\$23,030	\$27,598	\$32,964	\$37,598
53-3031	Driver/sales workers	40	37.73	\$10.25	\$21,329	9.78	\$8.04	\$8.64	\$9.52	\$10.80	\$15.42	\$16,726	\$17,978	\$19,792	\$22,469	\$32,072
53-3032	Truck drivers, heavy and tractor-trailer	190	8.49	\$15.81	\$32,892	2.64	\$11.92	\$13.24	\$15.65	\$17.95	\$21.31	\$24,788	\$27,547	\$32,550	\$37,335	\$44,323
53-3033	Truck drivers, light or delivery services	200	25.78	\$18.45	\$38,376	8.94	\$9.60	\$10.92	\$16.77	\$22.60	\$33.15	\$19,967	\$22,704	\$34,887	\$46,999	\$68,954
53-7051	Industrial truck and tractor operators	40	25.13	\$18.62	\$38,726	7.85	\$10.92	\$14.36	\$17.68	\$24.22	\$27.65	\$22,723	\$29,862	\$36,774	\$50,380	\$57,502
53-7061	Cleaners of vehicles and equipment	40	31.20	\$8.68	\$18,063	4.11	\$7.86	\$8.19	\$8.74	\$9.28	\$10.30	\$16,347	\$17,031	\$18,170	\$19,305	\$21,427
53-7062	Laborers and freight, stock, and material movers, hand	120	12.27	\$11.65	\$24,227	3.61	\$8.17	\$8.95	\$11.08	\$13.85	\$16.69	\$16,984	\$18,622	\$23,056	\$28,805	\$34,722
53-7081	Refuse and recyclable material collectors	60	28.27	\$13.75	\$28,595	3.40	\$9.41	\$10.69	\$13.21	\$16.33	\$19.29	\$19,583	\$22,245	\$27,468	\$33,972	\$40,123

Data unavailable