

**Occupational Employment Statistics**

**Wage Survey**  
**2011**



# Colorado Occupational Employment Statistics Wage Survey

## Table of Contents

<b>Introduction</b> .....	3	Survey Sample.....	70
<b>Highlights</b> .....	4	Concepts.....	70
<b>Statewide Overview</b> .....	5	Estimation Methodology.....	71
<b>Regional Overview</b> .....	26	<b>Definitions</b> .....	72
OES Regional Map.....	26	<b>Colorado Regions: MSA and BOS Areas/Codes</b> ...	73
Employment and Wages.....	27	<b>Hourly and Annual OES Wages</b> .....	74
Boulder MSA.....	36	Table 23 - Colorado Statewide.....	74
Colorado Springs MSA.....	39	Table 24 - Boulder MSA.....	91
Denver-Aurora MSA.....	42	Table 25 - Colorado Springs MSA.....	102
Ft. Collins-Loveland MSA.....	45	Table 26 - Denver-Aurora MSA.....	114
Grand Junction MSA.....	48	Table 27 - Ft. Collins-Loveland MSA.....	129
Greeley MSA.....	51	Table 28 - Grand Junction MSA.....	139
Pueblo MSA.....	54	Table 29 - Greeley MSA.....	147
Eastern & Southern Region.....	57	Table 30 - Pueblo MSA.....	156
Western Region.....	60	Table 31 - Eastern & Southern Region.....	164
North Central Region.....	63	Table 32 - Western Region.....	172
Central Region.....	66	Table 33 - North Central Region.....	182
<b>Technical Notes and Methodology</b> .....	69	Table 34 - Central Region.....	191
Occupational Coding System.....	69		
Industry Coding System.....	69		

State of Colorado  
John Hickenlooper, *Governor*

**Colorado Department of Labor & Employment**  
Ellen Golombek, *Executive Director*  
Kristen Corash, *Deputy Executive Director*

**Labor Market Information**  
Alexandra E. Hall, *Director*  
Chief Economist, CDLE

This report is a product of the Colorado Department of Labor and Employment's Labor Market Information Occupational Employment Statistics (OES) Section.

Overviews, tables and charts: Barbara Wills and Kaleb Brooks, with additional charts by Veronica Kenkel  
Graphical presentation: Jimi Foster

Material in this publication is in the public domain and, with appropriate source credit, may be reproduced without permission. Please reference:

*Source: Colorado Department of Labor and Employment, Labor Market Information.*

Any comments, suggestions, and questions regarding content and format are welcome and may be addressed to:

**Colorado Department of Labor & Employment**  
**Labor Market Information, Occupational Employment Statistics**

**(303) 318-8896**  
**633 17th St., Suite 600**  
**Denver, CO 80202-2107**

**Email: [oescolorado@idcf.bls.gov](mailto:oescolorado@idcf.bls.gov)**  
**[www.coworkforce.com/lmgateway](http://www.coworkforce.com/lmgateway)**  
– click on *Income & Wages*  
– and then on *Occupational Wages*

*The Colorado Occupational Employment Statistics Staff:*

**Dr Ralph Longobardi, Program Manager**

**Angela Brown**

**Janelle Cobb**

**Maria Fuentes**

**Ryan Gedney**

**Veronica Kenkel**

**Victor Salazar**

**Barbara Wills**

Thanks to the staff members listed above for their hard work in collecting the data. A special thank you to all of the Colorado employers that provided data to us and whose participation made this program possible. OES and other LMI data are available free to all on our website:

**[www.coworkforce.com/lmgateway](http://www.coworkforce.com/lmgateway)**

## Introduction

# Colorado Occupational Employment Statistics (OES)

May 2011

The Occupational Employment Statistics (OES) program is a Federal-State cooperative program that provides estimates of employment and hourly and annual wages for 849 non-military detailed occupations in 22 major occupational groups. In Colorado, 3834 businesses were initially surveyed beginning in May of 2011. After adjustments, a total of 76.0 percent of 3627 businesses provided information on the job titles and wages of their employees. These data were combined with responses from the previous five biannual surveys to produce the May 2011 occupational estimates contained in this document. A detailed description of methodological aspects of the OES program can be found in the Technical Notes and Methodology section beginning on page 69.

This section will briefly describe cross-industry occupational employment and wage dynamics in statewide Colorado and its sub-State areas. Tables and charts provide details of the cross-industry occupational statistics. Industry-specific wage tables are also included.





## Highlights

- **The list of 20 top-earning occupations in Colorado is dominated by health-related occupations**, while nearly half of the lowest-earning 20 occupations are in food preparation and serving.
- **Colorado's average hourly wage (\$22.85) is \$1.13 higher** than the national average (\$21.35).
- **The average hourly wage in 2011 was \$0.37 higher** than the average hourly wage in 2010 (\$22.48) and \$0.74 higher than the average hourly wage in 2009 (\$22.11).
- **There are more Coloradans working as retail salespersons** than in any other occupation, accounting for 3.4 percent of total covered employment.
- **The health care and social assistance, retail trade, and accommodation and food services industries employ the most people** among the 20 industry groups surveyed, accounting for over 30 percent of total employment.
- **Where you work matters:** The Boulder Metropolitan Statistical Area has the highest average and median wages in Colorado, while the Eastern and Southern Colorado Balance of State Area has the lowest average and median wages.



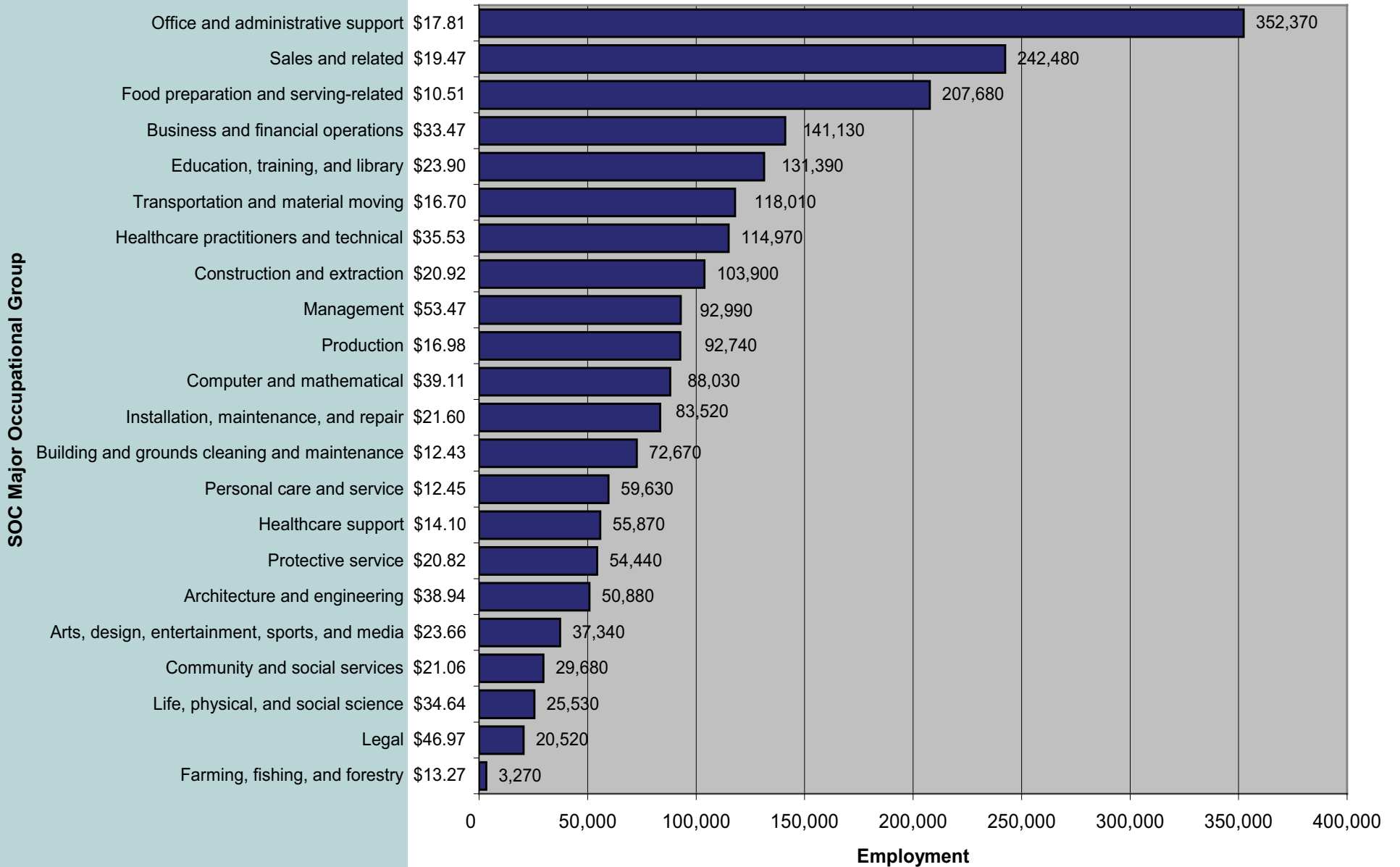
## Employment Distribution by Occupation

Total covered employment in Colorado was 2.158 million, a decrease of 76,560 compared to May 2009 and a decrease of 144,650 compared to May 2008. Table 1 and figure 1 show the distribution of employment and list average hourly wages among major occupational groups. The top three major occupational groups (**office and administrative support, sales and related, and food preparation and serving-related**) account for 37 percent of total employment in the state. Major groups with average hourly wages below the overall average of \$22.48 comprise 70 percent of total employment.

**Table 1: Employment Distribution and Average Hourly Wage in Major Occupational Groups (Colorado, May 2011)**

SOC Major Occupational Group	Average Hourly Wage	Employment	Percent of Total Employment
<b>All occupations</b>	\$22.85	2,179,060	100.0%
Office and administrative support	\$17.18	352,370	16.2%
Sales and related	\$19.47	242,480	11.1%
Food preparation and serving-related	\$10.51	207,680	9.5%
Business and financial operations	\$33.47	141,130	6.5%
Education, training, and library	\$23.90	131,390	6.0%
Transportation and material moving	\$16.70	118,010	5.4%
Healthcare practitioners and technical	\$35.53	114,970	5.3%
Construction and extraction	\$20.92	103,900	4.8%
Management	\$53.47	92,990	4.3%
Production	\$16.98	92,740	4.3%
Computer and mathematical	\$39.11	88,030	4.0%
Installation, maintenance, and repair	\$21.60	83,520	3.8%
Building and grounds cleaning and maintenance	\$12.43	72,670	3.3%
Personal care and service	\$12.45	59,630	2.7%
Healthcare support	\$14.10	55,870	2.6%
Architecture and engineering	\$20.82	54,440	2.5%
Protective service	\$38.94	50,880	2.3%
Arts, design, entertainment, sports, and media	\$23.66	37,340	1.7%
Community and social services	\$21.06	29,680	1.4%
Life, physical, and social science	\$34.64	25,530	1.2%
Legal	\$46.97	20,520	0.9%
Farming, fishing, and forestry	\$13.27	3,270	0.2%

**Figure 1: Employment Distribution and Average Hourly Wage in Major Occupational Groups (Colorado, May 2011)**

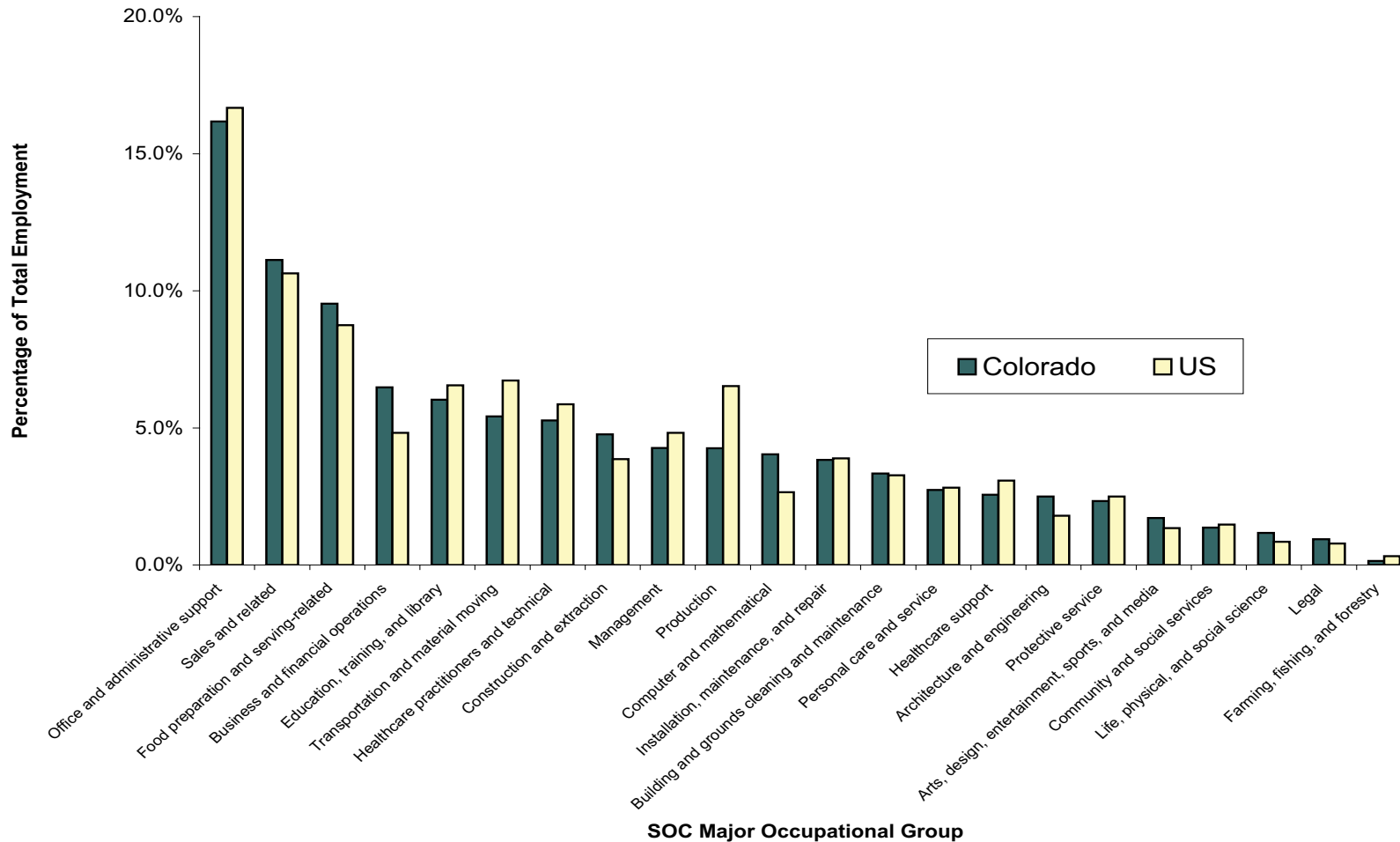


## Occupational Employment Distribution in Colorado and the U.S.

The distribution of employment among major occupational groups in Colorado and the US is shown in figure 2. With the exception of **production** occupations, which account for 6.5 percent of occupational employment nationwide but for only 4.2 percent in Colorado, differences between the State

and the country as a whole were small. Colorado had higher proportions of employment in **computer and mathematical** (4.0 percent versus 2.6 percent nationwide), **business and financial operations** (6.2 percent versus 4.8 percent nationwide), and **construction and extraction** occupations (5.0 percent versus 4.0 percent nationwide) and a lower proportion of employment in **transportation and material moving** occupations (5.5 percent versus 6.7 percent nationwide). All other occupational groups differed by less than one percentage point.

**Figure 2: Employment Distribution in Major Occupational Groups, Colorado vs United States (May 2011)**

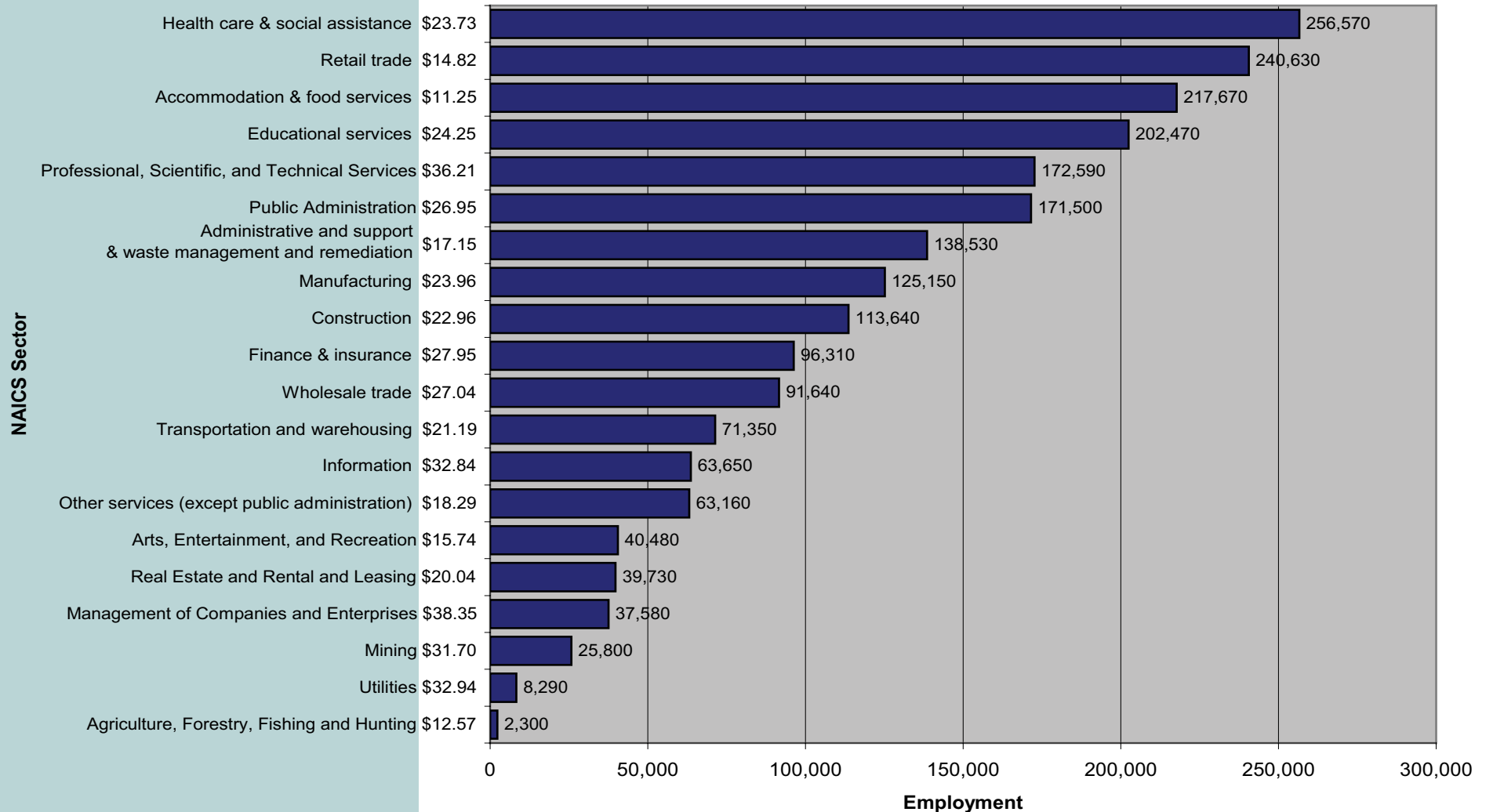


## Employment Distribution by Industry

As shown in table 2 and figure 3, four industries account for more than 40 percent of employment in Colorado, with more than 200,000 workers each: **health care and social assistance, retail trade, accommodation and food services, and**

**educational services.** On the other end of the scale, the six smallest industries are **real estate and rental and leasing; arts, entertainment, and recreation; management of companies and enterprises; mining; utilities; and agriculture, forestry, fishing, and hunting.** These employ less than 50,000 workers each and, when combined, they account for less than seven percent of total employment.

**Figure 3: Employment Distribution and Average Hourly Wage in Major Industry Groups (Colorado, May 2011)**





**Table 2: Employment Distribution and Average Hourly Wage in Major Industry Groups (Colorado, May 2011)**

NAICS Sector	Average Hourly Wage	Employment	% of Total
<b>All industries</b>	\$22.85	2,179,060	100.0%
Health Care and Social Assistance	\$23.73	256,570	11.8%
Retail Trade	\$14.82	240,630	11.0%
Accommodation and Food Services	\$11.25	217,670	10.0%
Educational Services	\$24.25	202,470	9.3%
Professional, Scientific, and Technical Services	\$36.21	172,590	7.9%
Public Administration	\$26.95	171,500	7.9%
Administrative and Support and Waste Management and Remediation Services	\$17.15	138,530	6.4%
Manufacturing	\$23.96	125,150	5.7%
Construction	\$22.96	113,640	5.2%
Finance and Insurance	\$27.95	96,310	4.4%
Wholesale Trade	\$27.04	91,640	4.2%
Transportation and Warehousing	\$21.19	71,350	3.3%
Information	\$32.84	63,650	2.9%
Other Services (except Public Administration)	\$18.29	63,160	2.9%
Arts, Entertainment, and Recreation	\$15.74	40,480	1.9%
Real Estate and Rental and Leasing	\$20.04	39,730	1.8%
Management of Companies and Enterprises	\$38.35	37,580	1.7%
Mining	\$31.70	25,800	1.2%
Utilities	\$32.94	8,290	0.4%
Agriculture, Forestry, Fishing and Hunting	\$12.57	2,300	0.1%

## Historical Employment and Wages

Total and major occupational group wages and employment from the 2000 through 2010 surveys are shown in tables 3, 4a, and 4b. Since the composition of the OES sample changes from year to year, these are properly interpreted as a series of snapshots of employment and wages over the years rather than as a time series. Tables 4c and 4d show major occupational groups ranked by net percentage change in employment and mean hourly wage in 2010 vs 2000. In order to better compare wage changes over time, an adjusted 2000 wage was calculated using a national Consumer Price Index (CPI) factor of 27% (table 4e). The CPI index employed in this analysis is a general national index (not geography- or goods-specific) and was created by the US Department of Labor.

### Historical Wage Growth

For unadjusted hourly wages in all occupations combined, 2010 shows an average nearly 29 percent higher and a median nearly 32 percent higher than the average and median seen in 2000 (table 3).

A comparison of changes in adjusted hourly mean wage by occupational group (table 4e) indicated that “real” wage increases exceeded 10 percent in six of 22 categories. The remaining groups showed only modest changes and for the most part kept pace with or lost ground to inflation. The largest numerical gains in salary for the time period occurred in relatively higher-paying legal (+\$9.77, +28.35 percent) and management occupational groups (+\$8.27, 19.07 percent). Healthcare practitioners and technical (+\$5.95,

**Table 3: Employment and Hourly and Annual Wages\*, All Occupations (Colorado, 2001-2011)**

Year / Survey Panel	Total Employment	Average Hourly Wage	Median Hourly Wage	Average Annual Wage	Median Annual Wage
2001	2,159,380	\$17.32	\$14.08	\$36,027	\$29,285
2002 Nov	2,129,430	\$18.13	\$14.46	\$37,710	\$30,078
2003 May	2,112,700	\$18.50	\$14.82	\$38,470	\$30,823
2003 Nov	2,097,650	\$18.63	\$14.99	\$38,744	\$31,187
2004 May	2,110,640	\$18.95	\$15.26	\$39,409	\$31,732
2004 Nov	2,130,430	\$19.14	\$15.39	\$39,821	\$32,012
2005 May	2,151,520	\$19.36	\$15.53	\$40,277	\$32,312
2006 May	2,207,120	\$19.93	\$15.82	\$41,452	\$32,913
2007 May	2,258,230	\$21.21	\$16.68	\$44,127	\$34,688
2008 May	2,302,340	\$21.47	\$16.87	\$44,659	\$35,085
2009 May	2,234,250	\$22.11	\$17.44	\$45,990	\$36,267
2010 May	2,157,690	\$22.48	\$17.72	\$46,767	\$36,851
2011 May	2,179,060	\$22.85	\$17.82	\$47,522	\$37,068

\*Unadjusted historical data

+20.39 percent); life, physical, and social science (\$5.05, 17.62 percent); architecture and engineering (+\$4.64, +13.7 percent); and business and financial operations occupations (+\$3.29, +11.1 percent) also made appreciable gains in hourly mean wage adjusted for inflation. Other categories either showed either minimal gains or actually lost ground when compared to inflation-adjusted wages; these changes ranged from +\$1.59 (+4.22 percent) in computer and mathematical to -\$0.40 (-1.65 percent) in arts, design, entertainment, sports, and media occupations.

**Table 4a. Employment in Major Occupational Groups (Colorado, 2001-2011)**

SOC Major Occupational Group	2001	2002*	2003*	2004*	2005*	2006*	2007*	2008*	2009*	2010*	2011*
Management	127,980	121,840	104,510	104,990	106,820	107,070	103,410	99,190	96,060	91,400	92,990
Business and financial operations	87,660	89,310	97,990	103,350	107,590	114,640	122,710	126,560	131,640	133,330	141,130
Computer and mathematical	84,530	75,940	76,320	76,000	74,550	77,980	81,700	86,370	88,120	86,510	88,030
Architecture and engineering	56,090	53,820	52,920	52,680	52,890	54,890	57,230	59,050	56,490	52,660	50,880
Life, physical, and social science	23,430	25,120	23,000	24,130	27,180	28,390	28,770	28,750	28,540	25,150	25,530
Community and social services	23,230	22,820	22,500	24,210	25,030	26,380	27,650	28,990	30,270	29,450	29,680
Legal	14,290	13,980	14,290	15,670	17,150	17,630	18,050	19,060	18,880	19,480	20,520
Education, training, and library	115,910	119,410	116,810	115,400	117,540	120,890	125,450	129,720	129,840	131,690	131,390
Arts, design, entertainment, sports, and media	28,190	29,060	29,350	30,360	30,090	31,630	38,110	40,380	40,610	37,760	37,340
Healthcare practitioners and technical	84,420	86,450	87,190	95,050	96,110	99,920	102,840	109,080	112,440	114,240	114,970
Healthcare support	41,080	41,410	39,620	39,580	39,850	41,610	44,880	46,850	49,850	53,730	55,870
Protective service	45,210	45,040	44,320	45,840	46,490	46,580	48,090	48,520	50,200	52,660	54,440
Food preparation and serving-related	185,780	185,510	188,510	191,740	195,260	197,070	202,150	207,720	206,780	202,670	207,680
Building and grounds cleaning and maintenance	74,180	73,830	69,980	73,080	73,390	76,160	76,050	78,900	76,260	74,070	72,670
Personal care and service	47,070	47,280	52,480	55,510	58,120	60,700	60,010	63,020	59,580	56,220	59,630
Sales and related	248,910	243,610	242,850	247,990	249,260	257,450	259,120	262,520	247,610	241,880	242,480
Office and administrative support	384,610	381,410	376,770	372,790	372,530	372,340	381,530	381,880	368,620	350,850	352,370
Farming, fishing, and forestry	3,650	3,900	5,160	5,000	4,910	3,450	3,620	3,430	3,210	3,290	3,270
Construction and extraction	137,690	132,630	124,480	128,890	130,190	141,740	146,010	150,410	131,390	108,540	103,900
Installation, maintenance, and repair	90,620	88,300	88,010	86,200	87,800	89,030	90,110	92,640	88,870	83,570	83,520
Production	119,090	112,280	106,880	106,820	104,490	103,820	102,730	103,660	94,350	90,210	92,740
Transportation and material moving	135,780	136,480	133,690	135,170	134,290	137,740	138,010	135,640	124,640	118,340	118,010

\*Beginning in 2002, OES data were collected in biannual rather than annual surveys, and during 2002-2004 estimates were published biannually. In these tables, 2002-2004 data are from the November survey and 2005-2010 data are from the May survey.

**Table 4b. Average Hourly Wages\*\* in Major Occupational Groups (Colorado, 2001-2011)**

SOC Major Occupational Group	2001	2002*	2003*	2004*	2005*	2006*	2007*	2008*	2009*	2010*	2011*
Management	\$35.46	\$39.01	\$41.34	\$42.41	\$42.81	\$43.87	\$46.93	\$47.96	\$49.31	\$51.67	\$53.47
Business and financial operations	\$24.83	\$26.49	\$27.74	\$28.22	\$28.85	\$30.23	\$32.37	\$32.49	\$32.67	\$32.89	\$33.47
Computer and mathematical	\$30.82	\$31.48	\$32.69	\$33.94	\$34.06	\$34.61	\$37.98	\$38.36	\$39.34	\$39.19	\$39.11
Architecture and engineering	\$28.05	\$28.76	\$30.13	\$31.79	\$32.18	\$33.70	\$36.61	\$37.40	\$38.32	\$38.51	\$38.94
Life, physical, and social science	\$23.83	\$24.86	\$27.50	\$28.87	\$29.33	\$29.35	\$31.73	\$32.10	\$33.26	\$33.73	\$34.64
Community and social services	\$16.64	\$17.12	\$17.94	\$18.54	\$18.50	\$18.82	\$19.67	\$19.57	\$19.94	\$20.70	\$21.06
Legal	\$30.04	\$34.22	\$33.49	\$34.65	\$37.02	\$38.16	\$41.52	\$43.16	\$45.20	\$44.24	\$46.97
Education, training, and library	\$18.15	\$19.22	\$18.85	\$19.67	\$19.94	\$21.14	\$22.24	\$22.42	\$22.88	\$23.61	\$23.90
Arts, design, entertainment, sports, and media	\$19.66	\$21.12	\$21.24	\$20.89	\$20.64	\$21.14	\$22.10	\$22.94	\$23.68	\$23.77	\$23.66
Healthcare practitioners and technical	\$24.48	\$26.96	\$28.39	\$29.56	\$29.12	\$30.57	\$32.51	\$32.98	\$34.38	\$35.15	\$35.53
Healthcare support	\$12.17	\$12.01	\$12.56	\$12.59	\$12.82	\$13.05	\$13.98	\$14.02	\$14.21	\$14.04	\$14.10
Protective service	\$17.22	\$17.70	\$18.98	\$19.12	\$18.88	\$18.94	\$19.88	\$20.19	\$20.94	\$20.88	\$20.82
Food preparation and serving-related	\$8.70	\$8.95	\$8.82	\$8.96	\$8.87	\$8.98	\$9.90	\$10.28	\$10.54	\$10.63	\$10.51
Building and grounds cleaning and maintenance	\$9.85	\$10.26	\$10.54	\$10.75	\$10.99	\$11.35	\$12.01	\$11.87	\$11.96	\$12.12	\$12.43
Personal care and service	\$10.21	\$10.45	\$10.64	\$11.00	\$11.20	\$11.36	\$12.69	\$12.13	\$12.60	\$12.61	\$12.45
Sales and related	\$14.77	\$15.80	\$16.27	\$16.71	\$16.98	\$17.66	\$18.38	\$18.83	\$18.84	\$19.12	\$19.47
Office and administrative support	\$13.75	\$14.08	\$14.50	\$15.02	\$15.18	\$15.39	\$16.20	\$16.38	\$16.76	\$16.89	\$17.18
Farming, fishing, and forestry	\$9.95	\$9.91	\$10.47	\$10.57	\$10.94	\$10.79	\$11.35	\$12.33	\$12.87	\$13.20	\$13.27
Construction and extraction	\$16.93	\$17.38	\$17.83	\$18.05	\$18.09	\$18.22	\$19.42	\$19.59	\$20.21	\$20.50	\$20.92
Installation, maintenance, and repair	\$17.37	\$17.89	\$18.73	\$18.85	\$18.99	\$19.37	\$20.18	\$20.30	\$20.94	\$21.16	\$21.60
Production	\$13.18	\$13.67	\$14.27	\$14.54	\$14.75	\$15.07	\$15.63	\$15.76	\$16.35	\$16.67	\$16.98
Transportation and material moving	\$13.48	\$13.91	\$14.42	\$14.50	\$14.97	\$15.05	\$16.30	\$16.07	\$16.28	\$16.42	\$16.70

\*Beginning in 2002, OES data were collected in biannual rather than annual surveys, and during 2002-2004 estimates were published biannually. In these tables, 2002-2004 data are from the November survey and 2005-2010 data are from the May survey.

\*\*Unadjusted historical data

**Table 4c. Employment Change in Major Occupational Groups  
(Colorado, 2001-2011)**

SOC Major Occupational Group	Employment change (%)
Business and financial operations	37.89%
Legal	30.36%
Healthcare practitioners and technical	26.57%
Healthcare support	26.47%
Arts, design, entertainment, sports, and media	24.50%
Community and social services	21.73%
Personal care and service	21.06%
Protective service	16.95%
Education, training, and library	11.78%
Food preparation and serving-related	10.55%
Life, physical, and social science	8.23%
Computer and mathematical	3.98%
Building and grounds cleaning and maintenance	-2.08%
Sales and related	-2.65%
Installation, maintenance, and repair	-8.50%
Office and administrative support	-9.15%
Architecture and engineering	-10.24%
Farming, fishing, and forestry	-11.62%
Transportation and material moving	-15.06%
Production	-28.41%
Construction and extraction	-32.52%
Management	-37.63%

**Table 4d. Wage Change in Major Occupational Groups  
(Colorado, 2001-2011)**

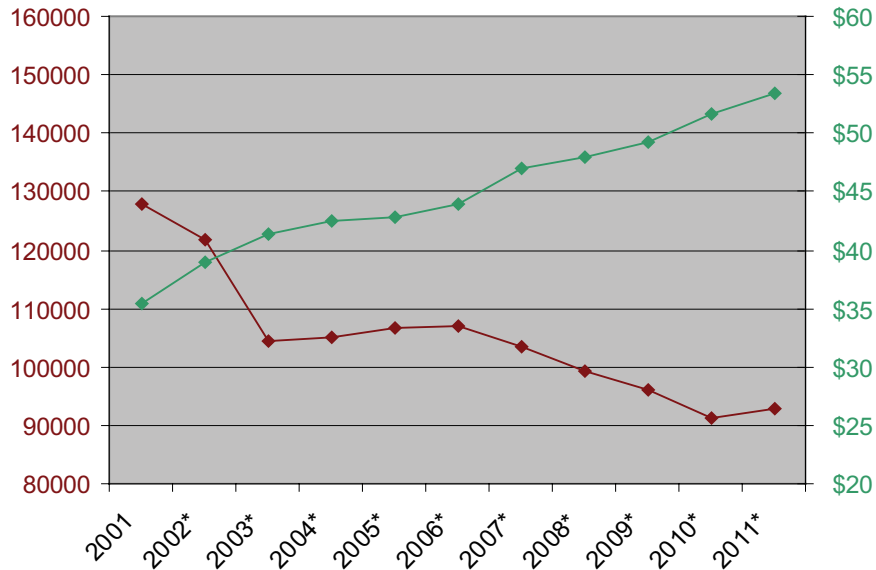
SOC Major Occupational Group	Mean hourly wage change (%)
Legal	36.04%
Management	33.68%
Life, physical, and social science	31.21%
Healthcare practitioners and technical	31.10%
Architecture and engineering	27.97%
Business and financial operations	25.81%
Farming, fishing, and forestry	25.02%
Sales and related	24.14%
Education, training, and library	24.06%
Production	22.38%
Computer and mathematical	21.20%
Community and social services	20.99%
Building and grounds cleaning and maintenance	20.76%
Office and administrative support	19.97%
Installation, maintenance, and repair	19.58%
Transportation and material moving	19.28%
Construction and extraction	19.07%
Personal care and service	17.99%
Protective service	17.29%
Food preparation and serving-related	17.22%
Arts, design, entertainment, sports, and media	16.91%
Healthcare support	13.69%

**Table 4e. 2011 vs Adjusted 2000 Wage in Major Occupational Groups (Colorado, 2001-2011)**

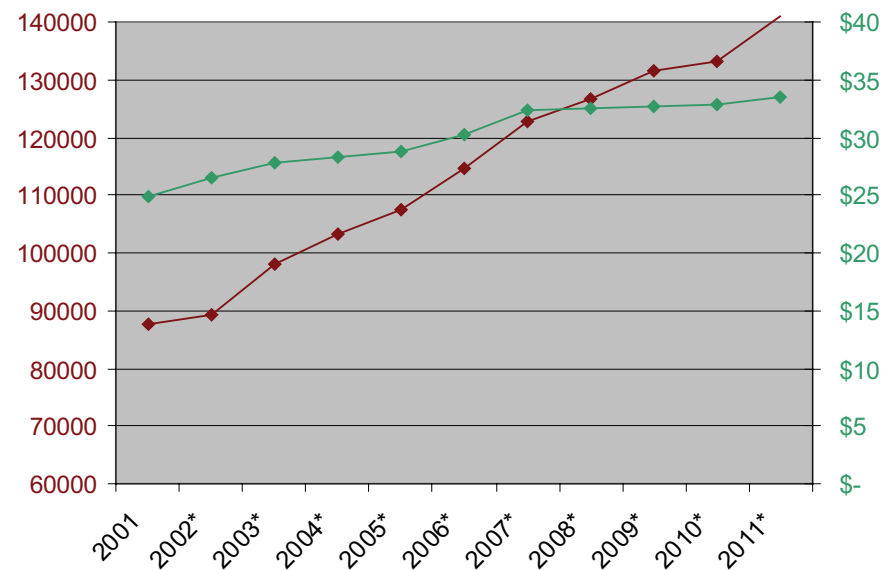
SOC Major Occupational Group	2001 wage adjusted for inflation*	2011 wage	2011 vs adjusted 2001	2011 vs adjusted 2001 (%)
Management	\$45.03	\$53.47	8.44	18.73%
Business and financial operations	\$31.53	\$33.47	1.94	6.14%
Computer and mathematical	\$39.14	\$39.11	-0.03	-0.08%
Architecture and engineering	\$35.62	\$38.94	3.32	9.31%
Life, physical, and social science	\$30.26	\$34.64	4.38	14.46%
Community and social services	\$21.13	\$21.06	-0.07	-0.34%
Legal	\$38.15	\$46.97	8.82	23.12%
Education, training, and library	\$23.05	\$23.90	0.85	3.69%
Arts, design, entertainment, sports, and media	\$24.97	\$23.66	-1.31	-5.24%
Healthcare practitioners and technical	\$31.09	\$35.53	4.44	14.28%
Healthcare support	\$15.46	\$14.10	-1.36	-8.77%
Protective service	\$21.87	\$20.82	-1.05	-4.80%
Food preparation and serving-related	\$11.05	\$10.51	-0.5	-4.88%
Building and grounds cleaning and maintenance	\$12.51	\$12.43	-0.08	-0.64%
Personal care and service	\$12.97	\$12.45	-0.52	-3.98%
Sales and related	\$18.76	\$19.47	0.71	3.80%
Office and administrative support	\$17.46	\$17.18	-0.28	-1.62%
Farming, fishing, and forestry	\$12.64	\$13.27	0.63	5.01%
Construction and extraction	\$21.50	\$20.92	-0.58	-2.70%
Installation, maintenance, and repair	\$22.06	\$21.60	-0.46	-2.08%
Production	\$16.74	\$16.98	0.24	1.44%
Transportation and material moving	\$17.12	\$16.70	-0.42	-2.45%

\*Ten-year BLS-computed CPI factor of 27%

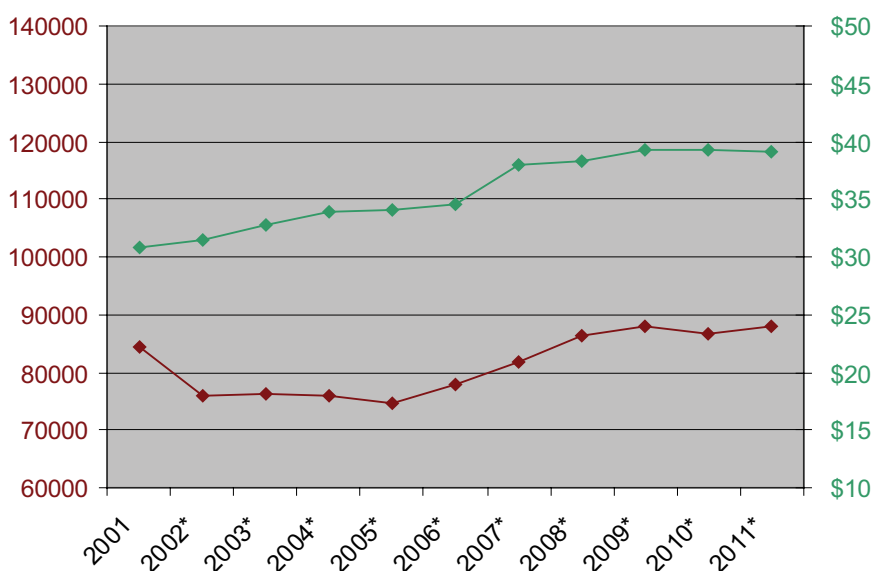
Historical Figure 1. Employment and hourly mean wage  
2001-2011 Management occupations



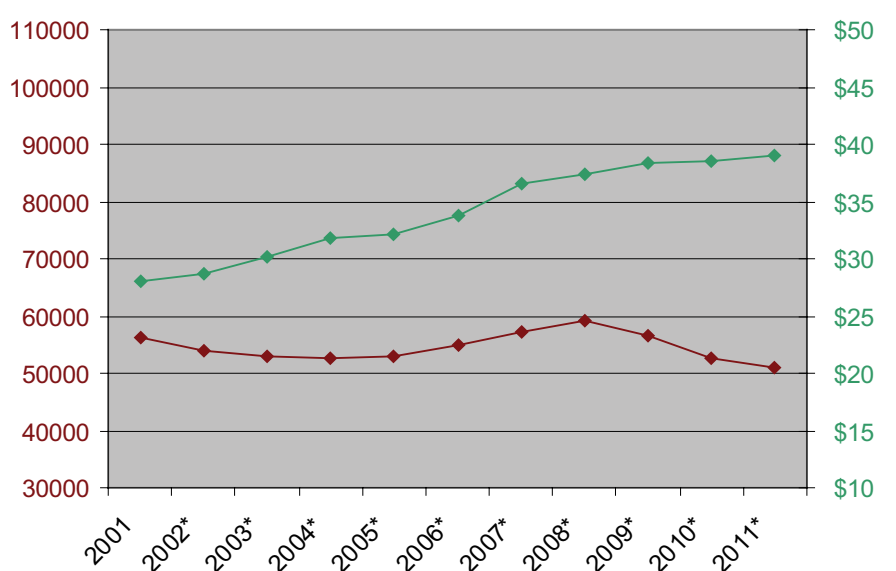
Historical Figure 2. Employment and hourly mean wage  
2001-2011 Business & financial operations occupations



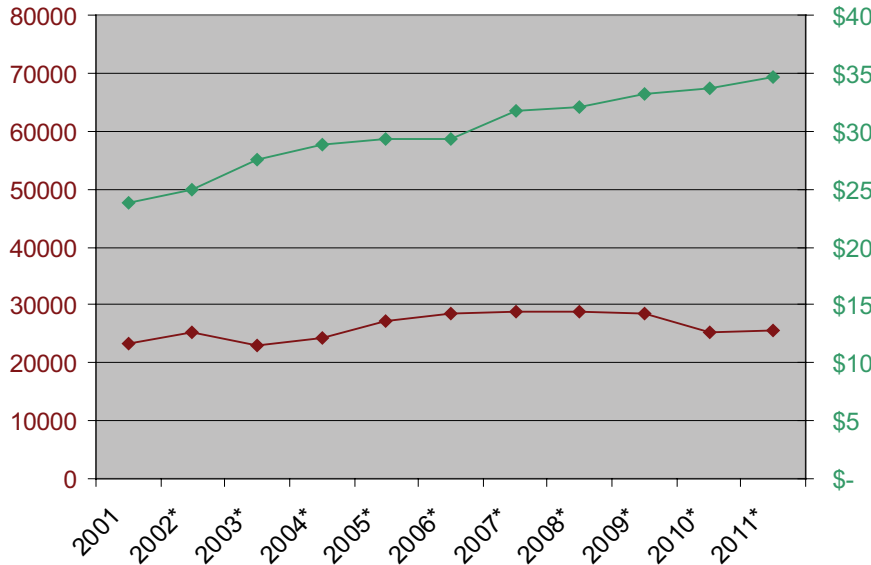
Historical Figure 3. Employment and hourly mean wage  
2001-2011 Computer & mathematical occupations



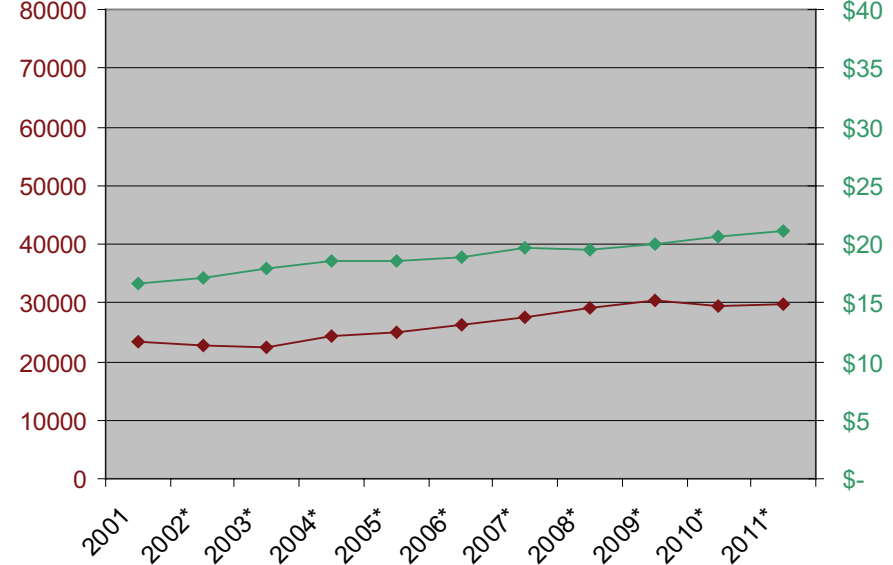
Historical Figure 4. Employment and hourly mean wage  
2001-2011 Architecture & engineering occupations



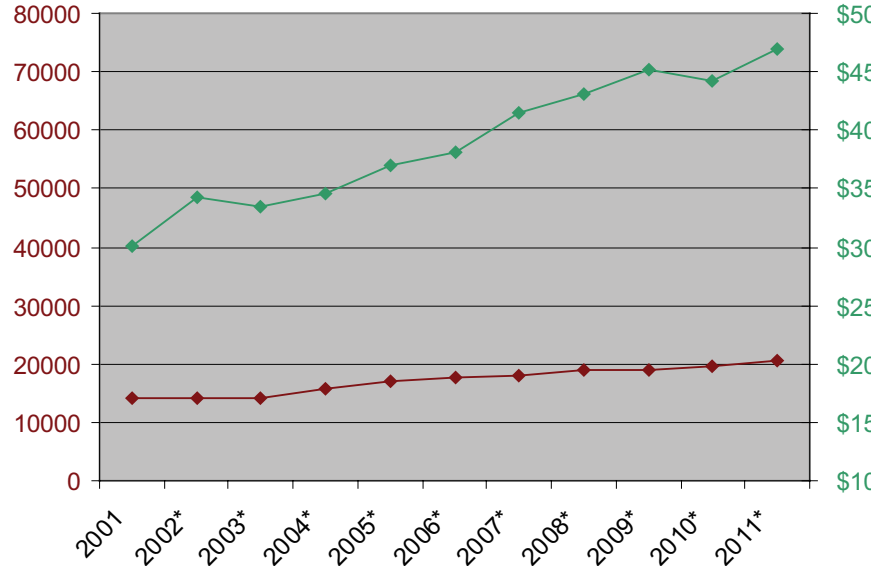
Historical Figure 5. Employment and hourly mean wage 2001-2011 Life, physical, & social science occupations



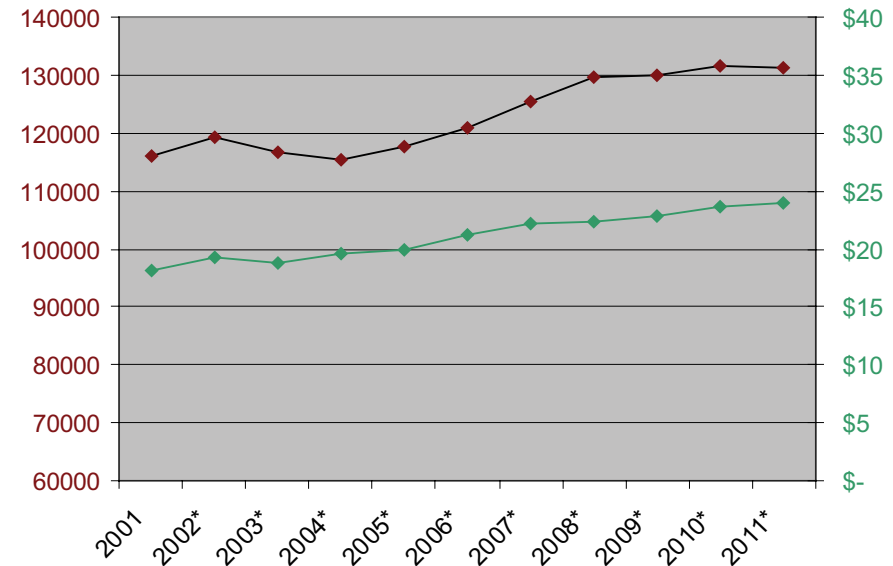
Historical Figure 6. Employment and hourly mean wage 2001-2011 Community & social services occupations



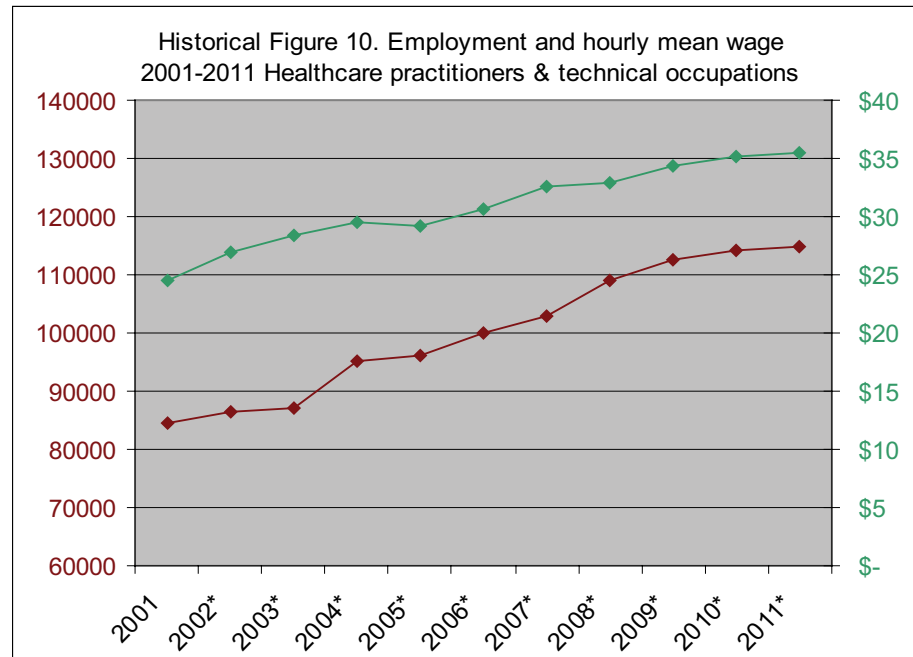
Historical Figure 7. Employment and hourly mean wage 2001-2011 Legal occupations



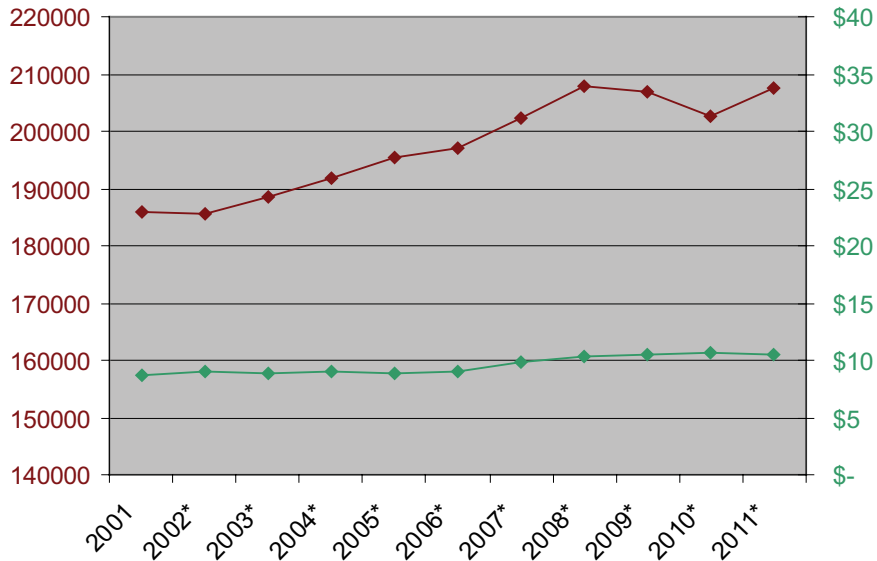
Historical Figure 8. Employment and hourly mean wage 2001-2011 Education, training, & library occupations



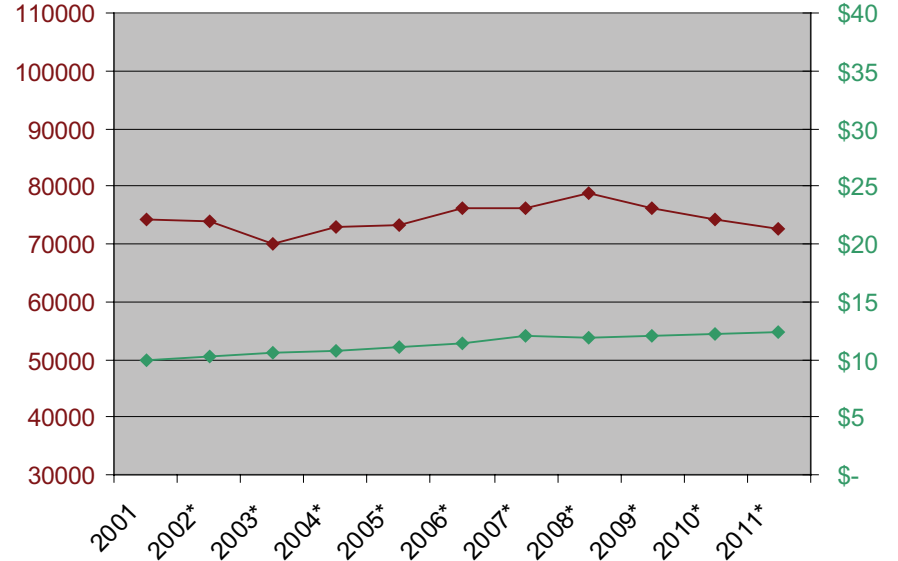




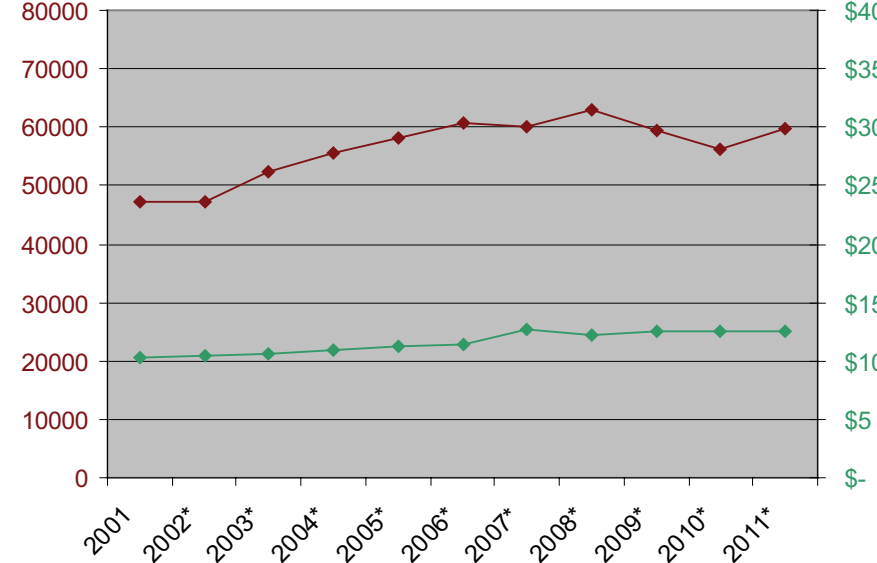
Historical Figure 13. Employment and hourly mean wage 2001-2011 Food preparation & serving-related occupations



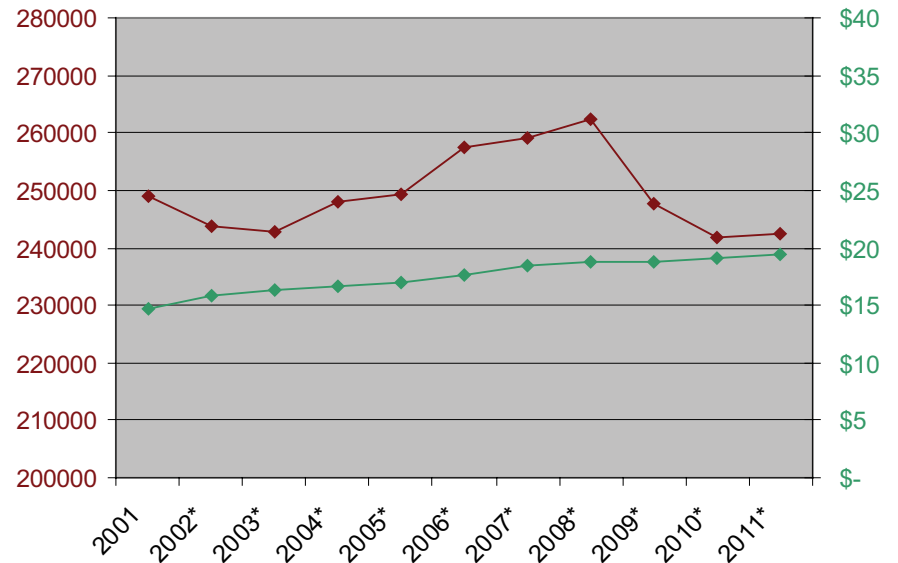
Historical Figure 14. Employment and hourly mean wage 2001-2011 Building & grounds cleaning & maintenance occupations



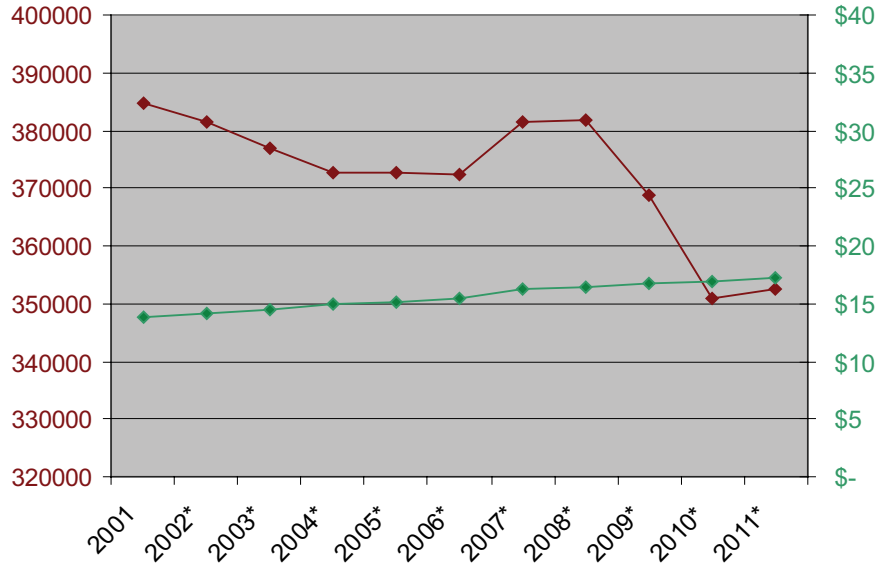
Historical Figure 15. Employment and hourly mean wage 2001-2011 Personal care & service occupations



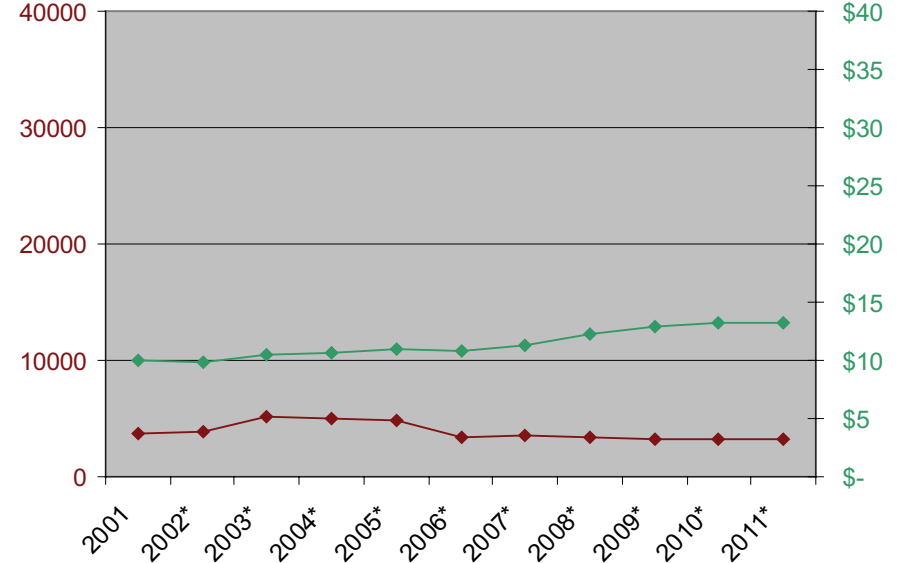
Historical Figure 16. Employment and hourly mean wage 2001-2011 Sales & related occupations



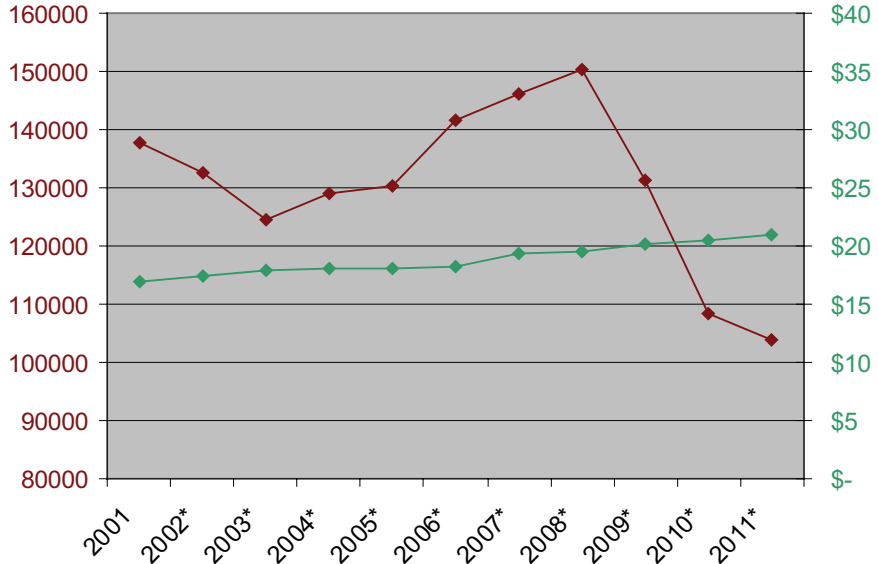
Historical Figure 17. Employment and hourly mean wage 2001-2011 Office & administrative support occupations



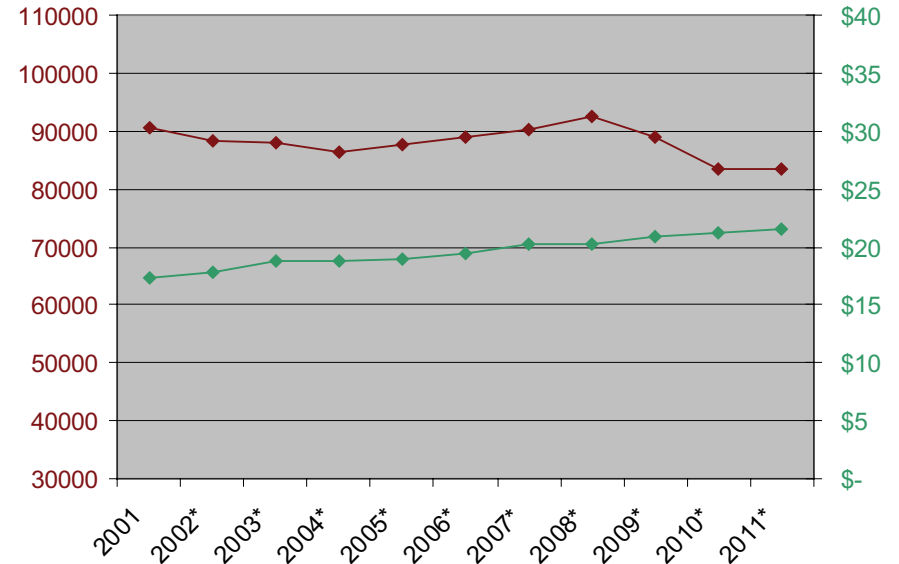
Historical Figure 18. Employment and hourly mean wage 2001-2011 Farming, fishing, & forestry occupations



Historical Figure 19. Employment and hourly mean wage 2001-2011 Construction & extraction occupations



Historical Figure 20. Employment and hourly mean wage 2001-2011 Installation, maintenance, & repair occupations





## Historical Employment Gains and Losses

The 2010 Colorado OES estimates indicate an overall employment decrease of 47,140 compared to the 2000 estimates. It is important to note that this decrease was not a linear trend. Table 3 shows that total covered employment in Colorado decreased from 2,202,820 in 2000 to a low of 2,097,650 in 2003, and then rose to a high of 2,302,340 in 2008 before decreasing by approximately 150,000 from 2008 to 2010.

When comparing 2010 employment with that in 2000, the business and financial operations category showed the largest total and percentage employment increases of any group with a net gain of 49,060 (+58.22 percent), followed by healthcare practitioners and technical which showed a 30,950

increase in the same period (tables 3 and 4c). The biggest job-shedding major occupational group over the period was management with a loss of 49,840 jobs (-35.29 percent). Other declining occupational groups included production (44,890 losses, -33.23 percent), office and administrative support (35,300 losses, -9.14 percent), construction and extraction (35,140 losses, -24.46 percent) and transportation and material moving (25,580 losses, -17.77 percent), accounting for a net loss of approximately 140,910 in employment over the period.

## Historical Wage and Employment Changes

There is no obvious relationship between wage changes and employment changes during 2000-2010. Occupational groups that increased salary

over the time period were not necessarily those with increases in employment. Comparison of wage and employment changes over the 10-year period yielded no relationship (correlation coefficient of .095). Additionally, a comparison of 2010 mean wages with employment changes over 10 years also yielded no correlation. Neither higher- nor lower-paying occupational groups consistently experienced increased or decreased employment growth (correlation coefficient of .038) further indicating the possibility that wages did not drive employment changes or vice versa.

While it is sometimes speculated that a decrease in the number of individuals employed in an occupation increases demand and therefore generates wage pressures that increase salaries, such a pattern was not observed in the OES data.

## Top 20 Occupations by Employment

The group of 20 occupations which employ the largest number of workers is very similar to that seen in previous years, with minor changes in ranking:

compared to 2009, **executive secretaries and administrative assistants** have dropped while **sales representatives** and **elementary school teachers** have risen in the rankings. The top five occupations are **retail salespersons, secretaries, cashiers, registered nurses, and waiters and waitresses**.

**Table 5. Top 20 Occupations by Employment (Colorado, May 2011)**

SOC Occupational Title	Employment	Average Hourly Wage	Median Hourly Wage	Average Annual Wage	Median Annual Wage	Rank last year
Retail Salespersons	75,110	\$13.15	\$10.96	\$27,355	\$22,796	1
Combined Food Preparation and Serving Workers, Including Fast Food	57,420	\$9.27	\$8.74	\$19,286	\$18,183	--
Secretaries and Administrative Assistants, Except Legal, Medical, and Executive	57,000	\$16.48	\$16.19	\$34,283	\$33,669	2
Cashiers	47,480	\$10.21	\$9.34	\$21,229	\$19,430	3
Waiters and Waitresses	44,260	\$10.07	\$8.74	\$20,952	\$18,186	5
Customer Service Representatives	42,900	\$16.25	\$15.04	\$33,808	\$31,276	6
Registered Nurses	42,510	\$33.02	\$32.35	\$68,672	\$67,287	4
General and Operations Managers	40,820	\$57.00	\$47.70	\$118,567	\$99,206	7
Business Operations Specialists, All Other*	38,120	\$33.46	\$31.30	\$69,593	\$65,097	8
Janitors and Cleaners, Except Maids and Housekeeping Cleaners	33,370	\$11.66	\$10.72	\$24,255	\$22,288	9
Bookkeeping, Accounting, and Auditing Clerks	32,680	\$17.20	\$16.61	\$35,777	\$34,540	11
Sales Representatives, Wholesale and Manufacturing, Except Technical and Scientific Products	32,240	\$32.03	\$26.30	\$66,621	\$54,707	10
Accountants and Auditors	29,760	\$34.76	\$30.90	\$72,296	\$64,276	12
Stock Clerks and Order Fillers	28,700	\$12.62	\$11.36	\$26,240	\$23,634	13
Office Clerks, General	24,150	\$15.09	\$14.05	\$31,396	\$29,218	17
Elementary School Teachers, Except Special Education	23,480			\$49,600	\$47,318	14
Cooks, Restaurant	22,770	\$11.26	\$10.90	\$23,416	\$22,681	18
Laborers and Freight, Stock, and Material Movers, Hand	21,820	\$13.09	\$12.26	\$27,232	\$25,491	16
Heavy and Tractor-Trailer Truck Drivers	21,150	\$19.80	\$19.25	\$41,192	\$40,038	19
Maintenance and Repair Workers, General	20,780	\$18.00	\$17.05	\$37,432	\$35,473	20

## Top 20 Occupations by Wage

As might be expected, health professions such as **anesthesiologists**, **obstetricians and gynecologists**, and **surgeons** dominate the 20 occupations that earn the highest wages. Also in the top 20 are **athletes and sports**

**competitors**, high-level **managers**, and **lawyers**. Returning to this year's rankings are **anesthesiologists** and **marketing managers**; **postsecondary law teachers** appear for the first time. Occupations that have dropped off the top 20 are **nuclear engineers**, **financial managers**, and **judges, magistrate judges, and magistrates**.

**Table 6. Top 20 Occupations by Wage (Colorado, May 2011)**

SOC Occupational Title	Employment	Average Hourly Wage	Median Hourly Wage	Average Annual Wage	Median Annual Wage	Rank last year
Anesthesiologists	530	\$117.79	NA	\$245,008	NA	1
Surgeons	720	\$108.01	NA	\$224,656	NA	3
Obstetricians and Gynecologists	400	\$98.78	NA	\$205,473	NA	2
Physicians and Surgeons, All Other	3,310	\$91.70	NA	\$190,739	NA	4
Family and General Practitioners	2,300	\$88.28	\$85.06	\$183,630	\$176,929	5
Podiatrists	140	\$84.78	NA	\$176,341	NA	7
Chief Executives	1,210	\$80.69	\$69.43	\$167,834	\$144,424	8
Psychiatrists	350	\$79.37	\$78.86	\$165,088	\$164,027	10
Internists, General	320	\$77.80	\$77.75	\$161,825	\$161,722	11
Pediatricians, General	360	\$72.04	\$65.97	\$149,837	\$137,215	9
Dentists, General	1,670	\$66.61	\$60.13	\$138,543	\$125,064	12
Architectural and Engineering Managers	2,980	\$64.72	\$62.76	\$134,614	\$130,533	--
Dentists, All Other Specialists	50	\$63.78	\$63.71	\$132,661	\$132,506	--
Lawyers	11,310	\$63.37	\$53.96	\$131,803	\$112,242	20
Financial Managers	4,450	\$61.98	\$56.84	\$128,924	\$118,219	--
Natural Sciences Managers	1,120	\$61.73	\$58.88	\$128,389	\$122,480	17
Nuclear Engineers	NA	\$61.67	\$65.38	\$128,278	\$135,996	--
Computer and Information Systems Managers	4,960	\$61.40	\$58.80	\$127,709	\$122,311	18
Marketing Managers	2,000	\$60.87	\$57.24	\$126,616	\$119,063	19
Petroleum Engineers	1,220	\$59.87	\$59.25	\$124,540	\$123,247	16

## Bottom 20 Occupations by Wage

Among occupations with at least 1000 workers statewide, those with the lowest average hourly wages are dominated by occupations in the food

preparation and serving-related group: **counter attendants, dishwashers, fast food cooks, hosts and hostesses, dining room and cafeteria attendants, and bartenders** are all found in the ten lowest-earning occupations.

**Table 7. Bottom 20 Occupations\* by Wage (Colorado, May 2011)**

SOC Occupational Title	Employment	Average Hourly Wage	Median Hourly Wage	Average Annual Wage	Median Annual Wage	Rank last year
Counter Attendants, Cafeteria, Food Concession, and Coffee Shop	6,390	\$ 8.85	\$ 8.65	\$ 18,404	\$ 18,002	1
Dishwashers	8,760	\$ 9.02	\$ 8.79	\$ 18,768	\$ 18,280	2
Cooks, Fast Food	4,260	\$ 9.03	\$ 8.69	\$ 18,778	\$ 18,068	3
Ushers, Lobby Attendants, and Ticket Takers	1,720	\$ 9.06	\$ 8.79	\$ 18,854	\$ 18,291	4
Dining Room and Cafeteria Attendants and Bartender Helpers	7,390	\$ 9.23	\$ 8.72	\$ 19,197	\$ 18,135	6
Combined Food Preparation and Serving Workers, Including Fast Food	57,420	\$ 9.27	\$ 8.74	\$ 19,286	\$ 18,183	--
Gaming Dealers	1,460	\$ 9.31	\$ 8.58	\$ 19,363	\$ 17,856	10
Hosts and Hostesses, Restaurant, Lounge, and Coffee Shop	7,690	\$ 9.36	\$ 8.91	\$ 19,470	\$ 18,529	5
Bartenders	9,600	\$ 9.72	\$ 8.69	\$ 20,226	\$ 18,078	8
Personal Care Aides	12,090	\$ 9.73	\$ 9.25	\$ 20,243	\$ 19,234	17
Locker Room, Coatroom, and Dressing Room Attendants	1,030	\$ 9.86	\$ 8.80	\$ 20,510	\$ 18,301	--
Amusement and Recreation Attendants	4,690	\$ 9.98	\$ 9.19	\$ 20,767	\$ 19,124	7
Lifeguards, Ski Patrol, and Other Recreational Protective Service Workers	4,810	\$ 10.01	\$ 9.34	\$ 20,826	\$ 19,432	9
Waiters and Waitresses	44,260	\$ 10.07	\$ 8.74	\$ 20,952	\$ 18,186	--
Laundry and Dry-Cleaning Workers	3,880	\$ 10.20	\$ 9.99	\$ 21,225	\$ 20,769	11
Cashiers	47,480	\$ 10.21	\$ 9.34	\$ 21,229	\$ 19,430	12
Maids and Housekeeping Cleaners	14,670	\$ 10.31	\$ 9.72	\$ 21,450	\$ 20,217	14
Food Preparation Workers	10,850	\$ 10.46	\$ 9.93	\$ 21,760	\$ 20,662	16
Food Servers, Nonrestaurant	4,380	\$ 10.56	\$ 9.77	\$ 21,964	\$ 20,323	18
Nonfarm Animal Caretakers	3,280	\$ 10.62	\$ 9.70	\$ 22,090	\$ 20,176	19

\*Occupations with estimated employment of 1000 or more.

## Percentile Hourly Wages by Major Occupational and Industry Groups

Tables 8a and 8b show percentile hourly wage distributions in occupational and industry groups. While 90 percent or more of workers in most professional occupational groups (**management; computer and mathematical; architecture and engineering; legal; life, physical, and social science; business and financial operations; and healthcare practitioners and technical**) earn more than \$15.00 hourly, this is true for just 25 percent of workers in **production, transportation and material-moving, sales and related, healthcare support,**

and **farming, fishing, and forestry** occupations and for only ten percent of workers in **food preparation and serving-related, personal care and service,** and **building and grounds cleaning and maintenance** occupations.

Similarly, 90 percent or more of workers in the **utilities and management of companies and enterprises** industries earn more than \$15.00 hourly, compared to 25 percent of workers in the **other services; administrative and support and waste management and remediation services; arts, entertainment, and recreation;** and **retail trade** industries and just ten percent of workers in the **accommodation and food services and agriculture, forestry, fishing, and hunting** industries.

**Table 8a: Percentile Hourly Wages by Major Occupational Groups (Colorado, May 2011)**

Major Occupational Group	Employment	Hourly Wage				
		10 <sup>th</sup> Percentile	25 <sup>th</sup> Percentile	50 <sup>th</sup> Percentile (Median)	75 <sup>th</sup> Percentile	90 <sup>th</sup> Percentile
Management	92,990	\$24.46	\$33.71	\$47.26	\$65.95	NA
Computer and mathematical	88,030	\$20.39	\$28.27	\$37.99	\$48.90	\$58.76
Architecture and engineering	50,880	\$20.55	\$27.22	\$36.20	\$48.18	\$60.44
Legal	20,520	\$17.53	\$23.66	\$34.24	\$60.49	NA
Life, physical, and social science	25,530	\$15.57	\$21.77	\$31.27	\$44.15	\$58.67
Healthcare practitioners and technical	114,970	\$15.70	\$22.61	\$30.76	\$40.59	\$56.29
Business and financial operations	141,130	\$16.78	\$22.35	\$30.41	\$41.08	\$53.38
Education, training, and library	131,390	\$11.63	\$15.85	\$21.45	\$28.71	\$36.59
Installation, maintenance, and repair	83,520	\$11.22	\$15.01	\$20.54	\$27.47	\$33.90
Arts, design, entertainment, sports, and media	37,340	\$9.43	\$13.32	\$20.45	\$29.88	\$41.12
Community and social services	29,680	\$11.26	\$14.38	\$19.49	\$25.74	\$33.27
Construction and extraction	103,900	\$12.05	\$15.08	\$19.12	\$25.51	\$32.54
Protective service	54,440	\$9.04	\$11.85	\$19.01	\$28.26	\$35.67
Office and administrative support	352,370	\$9.56	\$12.27	\$16.10	\$21.06	\$26.62
Production	92,740	\$9.10	\$11.21	\$15.14	\$20.84	\$27.93
Transportation and material moving	118,010	\$8.68	\$10.82	\$14.89	\$20.15	\$26.90
Sales and related	242,480	\$8.29	\$9.58	\$13.62	\$22.77	\$37.37
Healthcare support	55,870	\$9.16	\$10.71	\$13.23	\$16.62	\$20.43
Farming, fishing, and forestry	3,270	\$8.04	\$8.99	\$11.84	\$15.74	\$21.29
Building and grounds cleaning and maintenance	72,670	\$8.08	\$9.09	\$11.16	\$14.29	\$18.46
Personal care and service	59,630	\$7.92	\$8.72	\$10.52	\$14.09	\$20.08
Food preparation and serving-related	207,680	\$7.74	\$8.24	\$9.07	\$11.37	\$15.55

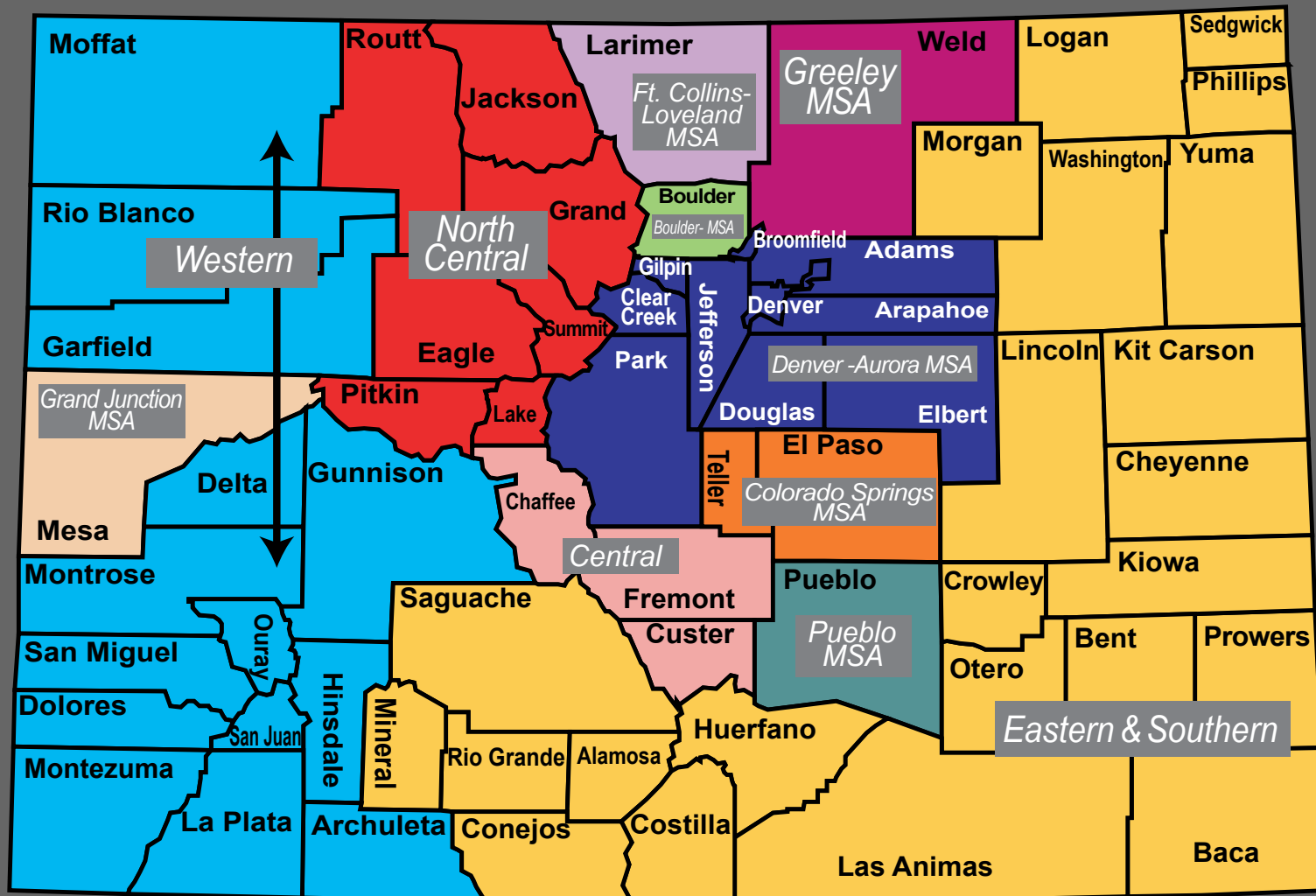


**Table 8b: Percentile Hourly Wages by Major Industry Groups (Colorado, May 2011)**

NAICS Sector	Employment	Hourly Wage				
		10 <sup>th</sup> Percentile	25 <sup>th</sup> Percentile	50 <sup>th</sup> Percentile (Median)	75 <sup>th</sup> Percentile	90 <sup>th</sup> Percentile
Management of companies and enterprises	37,580	\$15.69	\$21.47	\$32.51	\$48.13	\$68.96
Utilities	8,290	\$17.40	\$23.78	\$31.39	\$37.84	\$48.06
Professional, scientific, and technical services	172,590	\$13.71	\$20.13	\$30.98	\$46.36	\$64.55
Information	63,650	\$11.93	\$18.58	\$29.14	\$42.57	\$57.51
Mining	25,800	\$14.14	\$17.94	\$25.75	\$36.58	\$57.49
Public administration	171,500	\$11.60	\$17.39	\$24.18	\$34.05	\$45.51
Finance and insurance	96,310	\$12.11	\$15.69	\$21.69	\$33.28	\$50.67
Educational services	202,470	\$11.80	\$15.59	\$21.18	\$29.43	\$40.01
Wholesale trade	91,640	\$10.82	\$14.54	\$21.13	\$33.02	\$51.03
Construction	113,640	\$12.15	\$15.34	\$20.14	\$27.65	\$36.42
Transportation and warehousing	71,350	\$10.63	\$13.80	\$19.36	\$26.08	\$33.31
Manufacturing	125,150	\$10.24	\$13.44	\$18.83	\$28.65	\$44.76
Health care and social assistance	256,570	\$9.55	\$12.35	\$17.82	\$29.20	\$41.72
Real estate and rental and leasing	39,730	\$9.01	\$11.63	\$15.81	\$22.63	\$33.80
Other services (except public administration)	63,160	\$8.49	\$10.23	\$14.55	\$22.23	\$32.49
Administrative and support and waste management and remediation services	138,530	\$8.45	\$10.13	\$13.66	\$19.20	\$29.35
Arts, entertainment, and recreation	40,480	\$8.07	\$9.04	\$11.95	\$17.71	\$26.50
Retail trade	240,630	\$8.12	\$9.16	\$11.57	\$16.68	\$23.94
Agriculture, forestry, fishing and hunting	2,300	\$7.83	\$8.44	\$9.58	\$14.24	\$21.55
Accommodation and food services	217,670	\$7.78	\$8.30	\$9.17	\$11.86	\$17.34

May 2011 OES Data Estimating Area and Component Counties

# Colorado — Occupational Employment Statistics (OES) Regions



MSA — Metropolitan Statistical Area  
population 50,000+ or defined urbanized by US Census

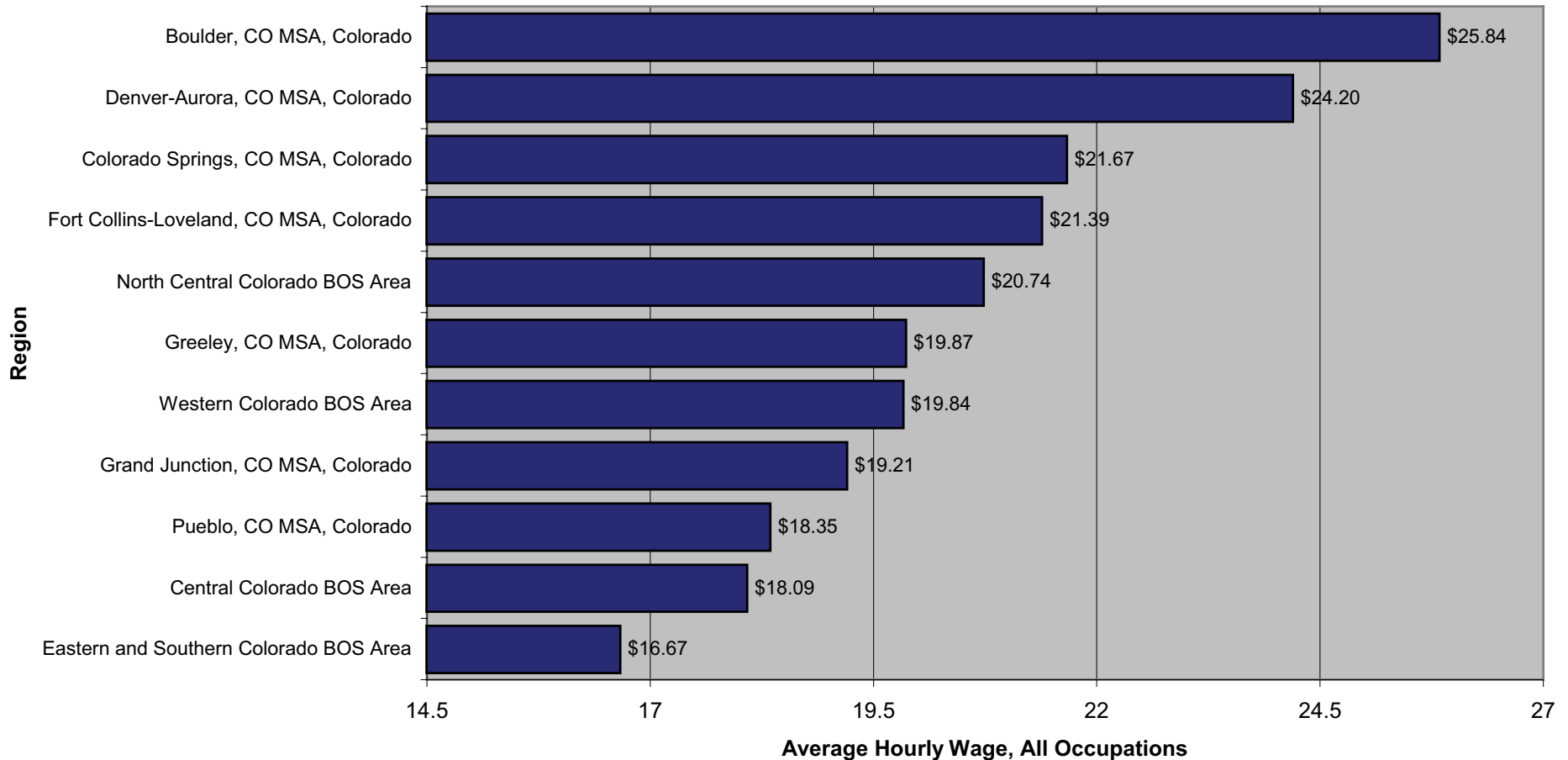
Colorado Department of Labor & Employment  
Labor Market Information

## Regional Employment and Wages

The Denver-Aurora Metropolitan Statistical Area (MSA), with more than four times the employment of any other region of the State, ranks second in terms of both average and median wages (table 9 and figure 4). Boulder MSA,

the third-largest area in terms of employment, ranks first, while the Eastern and Southern Colorado Balance of State (BOS) Area, with the eighth-highest employment, ranks last in wages. (Regional definitions can be found in the **Technical Notes and Methodology** section and on the map on page 18.)

**Figure 4. Average Hourly Wage by Region (Colorado, May 2011)**



**Table 9. Hourly and Annual Wages by Region (Colorado, May 2011)**

Metropolitan Statistical Area (MSA) or Balance of State (BOS) Area	Employment	Average Hourly Wage	Median Hourly Wage	Entry* Hourly Wage	Experienced* Hourly Wage	Average Annual Wage	Median Annual Wage	Entry* Annual Wage	Experienced* Annual Wage
Boulder MSA	155,460	\$25.84	\$19.69	\$10.67	\$33.43	\$53,750	\$40,951	\$22,198	\$69,527
Denver-Aurora MSA	1,200,710	\$24.20	\$18.86	\$10.37	\$31.11	\$50,333	\$39,231	\$21,571	\$64,714
Colorado Springs MSA	241,620	\$21.67	\$16.88	\$9.80	\$27.61	\$45,082	\$35,100	\$20,375	\$57,435
Fort Collins-Loveland MSA	127,420	\$21.39	\$16.77	\$9.64	\$27.27	\$44,499	\$34,891	\$20,049	\$56,724
North Central Colorado BOS Area	71,960	\$20.74	\$16.90	\$10.64	\$25.79	\$43,144	\$35,148	\$22,129	\$53,651
Greeley MSA	77,470	\$19.87	\$16.19	\$9.67	\$24.97	\$41,334	\$33,671	\$20,119	\$51,941
Western Colorado BOS Area	100,590	\$19.84	\$16.57	\$10.02	\$24.74	\$41,260	\$34,469	\$20,847	\$51,466
Grand Junction MSA	57,100	\$19.21	\$15.63	\$9.59	\$24.02	\$39,950	\$32,513	\$19,938	\$49,957
Pueblo MSA	54,830	\$18.35	\$14.95	\$8.86	\$23.09	\$38,158	\$31,086	\$18,423	\$48,026
Central Colorado BOS Area	19,510	\$18.09	\$15.39	\$9.07	\$22.59	\$37,621	\$32,004	\$18,871	\$46,996
Eastern and Southern Colorado BOS Area	65,980	\$16.67	\$13.61	\$8.87	\$20.58	\$34,683	\$28,306	\$18,455	\$42,797

\*\* OES does not collect information on whether an individual wage is entry or experienced level. The estimate of an "entry" wage is the mean of the lower one-third and the estimate of an "experienced" wage is the mean of the upper two-thirds of the wage distribution.

## Regional Employment and Wages in Major Occupational Groups

Tables 10a and 10b show employment and average hourly wages for the major occupational groups in each of the seven MSAs and four BOS areas.

The amount of variability in wages between regions is highest for occupations in the **management; life, physical, and social sciences;**

**computer and mathematical; legal; arts, design, entertainment, sports, and media;** and **architecture and engineering** groups. With some exceptions, these groups tend to have higher wages in the Boulder, Denver, and Colorado Springs MSAs and lower wages in the Grand Junction and Greeley MSAs and in the Eastern and Southern Colorado BOS area. Occupational groups showing relatively little variation by region include **food preparation and serving-related, building and grounds maintenance and cleaning, and personal care and service.**

**Table 10a. Employment by Region for Major Occupational Groups (Colorado, May 2011)**

Major Occupational Group	Employment										
	Boulder MSA	Colorado Springs MSA	Denver-Aurora MSA	Fort Collins-Loveland MSA	Grand Junction MSA	Greeley MSA	Pueblo MSA	Eastern & Southern Colorado	Western Colorado	North Central Colorado	Central Colorado
All occupations	155,460	241,620	1,200,710	127,420	57,100	77,470	54,830	65,980	100,590	71,960	19,510
Management	7,450	9,810	53,780	5,210	1,880	3,080	1,570	2,540	3,560	3,000	620
Business and financial operations	9,930	16,070	92,300	5,670	2,190	3,480	1,830	1,950	3,520	3,190	590
Computer and mathematical	11,600	13,040	54,680	4,180	500	960	560	450	720	830	110
Architecture and engineering	5,620	6,430	28,670	4,610	740	1,280	790	330	1,410	810	140
Life, physical, and social science	4,710	1,680	12,210	2,560	610	450	340	510	1,630	630	200
Community and social services	2,140	3,670	13,720	1,890	1,000	1,140	1,490	1,860	1,740	660	370
Legal	1,090	1,560	14,600	620	380	420	260	280	650	550	100
Education, training, and library	10,660	17,190	63,810	9,110	NA	6,170	3,560	5,740	6,800	3,880	1,200
Arts, design, entertainment, sports, and media	3,560	4,250	21,700	1,610	950	600	400	360	1,600	2,030	230
Healthcare practitioners and technical	8,200	13,830	60,210	8,160	3,670	3,780	4,540	3,650	5,210	2,570	1,140
Healthcare support	3,380	6,310	29,710	3,720	2,070	2,010	2,590	2,330	2,310	930	480
Protective service	2,100	5,950	29,100	2,510	1,170	1,690	2,010	2,950	2,720	1,800	NA
Food preparation and serving-related	15,090	24,300	107,810	13,210	5,790	6,230	5,880	5,530	10,630	10,920	2,290
Building and grounds cleaning and maintenance	4,050	7,430	38,350	4,500	1,580	2,300	1,760	2,500	3,690	5,690	750
Personal care and service	3,990	6,020	33,690	3,140	1,740	1,690	1,390	1,680	2,690	2,600	770
Sales and related	16,780	24,550	137,000	15,650	7,020	7,080	6,020	6,210	11,460	7,990	1,820
Office and administrative support	23,730	41,110	198,020	19,070	9,310	11,050	9,510	11,090	16,190	9,950	2,800
Farming, fishing, and forestry	250	110	1,170	150	NA	350	NA	810	210	160	NA
Construction and extraction	3,470	9,210	49,990	5,650	4,940	7,090	2,500	3,600	9,800	6,200	1,150
Installation, maintenance, and repair	4,140	8,750	45,460	4,650	2,480	2,910	2,230	3,210	4,820	3,360	920
Production	8,310	9,230	45,810	6,700	2,080	7,460	3,010	3,800	3,820	1,380	590
Transportation and material moving	5,220	11,120	68,920	4,870	3,700	6,250	2,590	4,610	5,440	2,840	800

**Table 10b. Average Hourly Wage by Region for Major Occupational Groups (Colorado, May 2011)**

Major Occupational Group	Average Hourly Wage										
	Boulder MSA	Colorado Springs MSA	Denver-Aurora MSA	Fort Collins-Loveland MSA	Grand Junction MSA	Greeley MSA	Pueblo MSA	Eastern & Southern Colorado	Western Colorado	North Central Colorado	Central Colorado
All occupations	\$25.84	\$21.67	\$24.20	\$21.39	\$19.21	\$19.87	\$18.35	\$16.67	\$19.84	\$20.74	\$18.09
Management	\$59.11	\$47.86	\$57.61	\$49.27	\$43.12	\$48.04	\$40.23	\$34.57	\$40.99	\$44.28	\$36.79
Business and financial operations	\$35.11	\$32.36	\$34.47	\$30.43	\$28.81	\$28.34	\$28.41	\$25.37	\$29.78	\$31.73	\$26.06
Computer and mathematical	\$41.99	\$39.31	\$39.29	\$36.06	\$30.63	\$32.29	\$28.77	\$26.88	\$29.18	\$35.83	\$27.70
Architecture and engineering	\$42.14	\$36.68	\$39.53	\$39.33	\$31.79	\$35.22	\$37.79	\$32.41	\$35.45	\$34.82	\$30.73
Life, physical, and social science	\$42.11	\$33.00	\$35.34	\$30.11	\$27.92	\$32.70	\$33.20	\$26.80	\$26.95	\$25.69	\$26.77
Community and social services	\$20.92	\$21.77	\$22.05	\$19.70	\$19.65	\$20.40	\$18.82	\$17.90	\$19.34	\$21.64	\$23.27
Legal	\$42.39	\$39.01	\$50.42	\$36.21	\$38.04	\$31.35	\$32.85	\$30.23	\$40.34	\$42.56	\$34.46
Education, training, and library	\$25.41	\$22.26	\$25.76	NA	NA	\$20.20	\$21.84	\$17.84	\$20.35	\$22.19	\$19.42
Arts, design, entertainment, sports, and media	\$23.81	\$22.79	\$25.49	\$24.27	\$18.31	\$18.84	\$16.38	\$16.57	\$16.20	\$18.95	\$14.65
Healthcare practitioners and technical	\$35.75	\$33.71	\$37.31	\$33.27	\$34.75	\$31.84	\$32.82	\$28.73	\$32.95	\$38.15	\$31.53
Healthcare support	\$15.61	\$13.89	\$14.50	\$13.45	\$12.63	\$13.60	\$11.73	\$11.64	\$14.56	\$16.86	\$12.41
Protective service	\$21.65	\$19.87	\$21.02	\$20.90	\$20.63	\$21.55	\$21.98	\$18.50	\$19.71	\$20.95	NA
Food preparation and serving-related	\$11.26	\$9.92	\$10.52	\$10.04	\$10.27	\$9.76	\$9.76	\$9.87	\$10.68	\$12.22	\$11.07
Building and grounds cleaning and maintenance	\$13.42	\$12.74	\$12.05	\$12.37	\$12.65	\$12.45	\$11.83	\$11.17	\$13.05	\$14.11	\$12.81
Personal care and service	\$13.94	\$11.76	\$12.58	\$12.32	\$11.09	\$11.56	\$10.13	\$10.87	\$12.24	\$14.82	\$11.26
Sales and related	\$21.60	\$16.51	\$21.30	\$16.29	\$15.32	\$18.39	\$13.60	\$13.03	\$15.89	\$19.05	\$13.44
Office and administrative support	\$17.76	\$15.87	\$18.11	\$15.88	\$15.27	\$16.36	\$14.08	\$13.89	\$15.78	\$17.42	\$14.19
Farming, fishing, and forestry	\$14.84	\$13.61	\$12.53	NA	\$13.06	\$13.00	NA	\$12.55	\$14.73	\$18.69	\$11.23
Construction and extraction	\$20.25	\$20.57	\$20.61	\$20.98	\$21.75	\$20.78	\$19.26	\$17.96	\$23.39	\$22.40	\$18.55
Installation, maintenance, and repair	\$21.37	\$20.88	\$21.96	\$21.73	\$20.32	\$20.53	\$19.68	\$19.04	\$22.94	\$22.63	\$19.00
Production	\$17.68	\$16.13	\$17.36	\$17.09	\$15.99	\$14.99	\$17.13	\$14.43	\$18.67	\$18.43	\$14.79
Transportation and material moving	\$18.39	\$14.80	\$17.12	\$14.91	\$15.90	\$16.36	\$14.45	\$13.80	\$18.37	\$17.43	\$13.75

Table 11: Comparing Occupational Wages by Areas (Colorado, May 2011)

Your Job Category	Where You Work	Average Wage		Your Job Category	Where You Work	Average Wage	
		Hourly	Annual			Hourly	Annual
Management Occupations	Boulder, CO MSA,	\$59.11	\$122,956	Computer & Mathematical Occupations	Boulder, CO MSA,	\$41.99	\$87,349
	Denver-Aurora, CO MSA,	\$57.61	\$119,831		Colorado Springs, CO MSA,	\$39.31	\$81,762
	<b>ColoradoColorado Statewide</b>	<b>\$53.47</b>	<b>\$111,216</b>		Denver-Aurora, CO MSA,	\$39.29	\$81,733
	Fort Collins-Loveland, CO MSA,	\$49.27	\$102,480		<b>Colorado Statewide</b>	<b>\$39.11</b>	<b>\$81,356</b>
	Greeley, CO MSA,	\$48.04	\$99,916		Fort Collins-Loveland, CO MSA,	\$36.06	\$75,009
	ColoradoColorado Springs, CO MSA,	\$47.86	\$99,556		North Central Colorado BOS	\$35.83	\$74,528
	North Central Colorado BOS	\$44.28	\$92,099		Greeley, CO MSA,	\$32.29	\$67,157
	Grand Junction, CO MSA,	\$43.12	\$89,688		Grand Junction, CO MSA,	\$30.63	\$63,713
	Western Colorado BOS	\$40.99	\$85,254		Western Colorado BOS	\$29.18	\$60,687
	Pueblo, CO MSA,	\$40.23	\$83,671		Pueblo, CO MSA,	\$28.77	\$59,848
	Central Colorado BOS	\$36.79	\$76,520		Central Colorado BOS	\$27.70	\$57,618
Eastern & Southern Colorado BOS	\$34.57	\$71,899	Eastern & Southern Colorado BOS	\$26.88	\$55,918		
Business & Financial Operations Occupations	Boulder, CO MSA,	\$35.11	\$73,038	Architecture & Engineering Occupations	Boulder, CO MSA,	\$42.14	\$87,655
	Denver-Aurora, CO MSA,	\$34.47	\$71,702		Denver-Aurora, CO MSA,	\$39.53	\$82,221
	<b>ColoradoColorado Statewide</b>	<b>\$33.47</b>	<b>\$69,616</b>		Fort Collins-Loveland, CO MSA,	<b>\$39.33</b>	<b>\$81,809</b>
	Colorado Springs, CO MSA,	\$32.36	\$67,313		<b>Colorado Statewide</b>	\$38.94	\$81,001
	North Central Colorado BOS	\$31.73	\$65,992		Pueblo, CO MSA,	\$37.79	\$78,611
	Fort Collins-Loveland, CO MSA,	\$30.43	\$63,301		Colorado Springs, CO MSA,	\$36.68	\$76,302
	Western Colorado BOS	\$29.78	\$61,951		Western Colorado BOS	\$35.45	\$73,741
	Grand Junction, CO MSA,	\$28.81	\$59,925		Greeley, CO MSA,	\$35.22	\$73,262
	Pueblo, CO MSA,	\$28.41	\$59,090		North Central Colorado BOS	\$34.82	\$72,416
	Greeley, CO MSA,	\$28.34	\$58,938		Eastern & Southern Colorado BOS	\$32.41	\$67,414
	Central Colorado BOS	\$26.06	\$54,198		Grand Junction, CO MSA,	\$31.79	\$66,117
Eastern & Southern Colorado BOS	\$25.37	\$52,769	Central Colorado BOS	\$30.73	\$63,924		

continued on next page

Your Job Category	Where You Work	Average Wage	
		Hourly	Annual
Life, Physical, & Social Science Occupations	<b>Boulder, CO MSA,</b>	<b>\$42.11</b>	<b>\$87,587</b>
	Denver-Aurora, CO MSA,	\$35.34	\$73,498
	<b>Colorado Statewide</b>	<b>\$34.64</b>	<b>\$72,059</b>
	Pueblo, CO MSA,	\$33.20	\$69,057
	Colorado Springs, CO MSA,	<b>\$33.00</b>	<b>\$68,642</b>
	Greeley, CO MSA,	\$32.70	\$68,013
	Fort Collins-Loveland, CO MSA,	\$30.11	\$62,635
	Grand Junction, CO MSA,	\$27.92	\$58,066
	Western Colorado BOS	\$26.95	\$56,063
	Eastern & Southern Colorado BOS	\$26.80	\$55,740
	Central Colorado BOS	\$26.77	\$55,680
	North Central Colorado BOS	\$25.69	\$53,429

Community & Social Services Occupations	<b>Central Colorado BOS</b>	<b>\$23.27</b>	<b>\$48,398</b>
	Denver-Aurora, CO MSA,	\$22.05	\$45,859
	Colorado Springs, CO MSA,	\$21.77	\$45,287
	North Central Colorado BOS	\$21.64	\$45,015
	<b>Colorado Statewide</b>	<b>\$21.06</b>	<b>\$43,814</b>
	Boulder, CO MSA,	\$20.92	\$43,511
	Greeley, CO MSA,	\$20.40	\$42,429
	Fort Collins-Loveland, CO MSA,	\$19.70	\$40,982
	Grand Junction, CO MSA,	\$19.65	\$40,872
	Western Colorado BOS	\$19.34	\$40,225
	Pueblo, CO MSA,	\$18.82	\$39,146
	Eastern & Southern Colorado BOS	\$17.90	\$37,222

Legal Occupations	<b>Denver-Aurora, CO MSA,</b>	<b>\$50.42</b>	<b>\$104,868</b>
	<b>Colorado Statewide</b>	<b>\$46.97</b>	<b>\$97,696</b>
	North Central Colorado BOS	\$42.56	\$88,521
	Boulder, CO MSA,	\$42.39	\$88,162
	Western Colorado BOS	\$40.34	\$83,905
	Colorado Springs, CO MSA,	\$39.01	\$81,151
	Grand Junction, CO MSA,	\$38.04	\$79,133
	Fort Collins-Loveland, CO MSA,	\$36.21	\$75,316
	Central Colorado BOS	\$34.46	\$71,671
	Pueblo, CO MSA,	\$32.85	\$68,336
	Greeley, CO MSA,	\$31.35	\$65,206
	Eastern & Southern Colorado BOS	\$30.23	\$62,869

Your Job Category	Where You Work	Average Wage	
		Hourly	Annual
Education, Training & Library Occupations	<b>Denver-Aurora, CO MSA,</b>	<b>\$25.76</b>	<b>\$53,587</b>
	Boulder, CO MSA,	\$25.41	\$52,855
	<b>Colorado Statewide</b>	<b>\$23.90</b>	<b>\$49,718</b>
	Colorado Springs, CO MSA,	<b>\$22.26</b>	<b>\$46,297</b>
	North Central Colorado BOS	\$22.19	\$46,147
	Pueblo, CO MSA,	\$21.84	\$45,430
	Western Colorado BOS	\$20.35	\$42,337
	Greeley, CO MSA,	\$20.20	\$42,023
	Central Colorado BOS	\$19.42	\$40,386
	Eastern & Southern Colorado BOS	\$17.84	\$37,108
	Fort Collins-Loveland, CO MSA,		

Arts, Design, Entertainment, Sports & Media Occupations	<b>Denver-Aurora, CO MSA,</b>	<b>\$25.49</b>	<b>\$53,016</b>
	Fort Collins-Loveland, CO MSA,	\$24.27	\$50,492
	Boulder, CO MSA,	<b>\$23.81</b>	<b>\$49,521</b>
	<b>Colorado Statewide</b>	<b>\$23.66</b>	<b>\$49,218</b>
	Colorado Springs, CO MSA,	\$22.79	\$47,404
	North Central Colorado BOS	\$18.95	\$39,420
	Greeley, CO MSA,	\$18.84	\$39,182
	Grand Junction, CO MSA,	\$18.31	\$38,077
	Eastern & Southern Colorado BOS	\$16.57	\$34,466
	Pueblo, CO MSA,	\$16.38	\$34,080
	Western Colorado BOS	\$16.20	\$33,702
	Central Colorado BOS	\$14.65	\$30,476

Healthcare Practitioners & Technical Occupations	<b>North Central Colorado BOS</b>	<b>\$38.15</b>	<b>\$79,362</b>
	Denver-Aurora, CO MSA,	\$37.31	\$77,607
	Boulder, CO MSA,	\$35.75	\$74,361
	<b>Colorado Statewide</b>	<b>\$35.53</b>	<b>\$73,907</b>
	Grand Junction, CO MSA,	\$34.75	\$72,287
	Colorado Springs, CO MSA,	\$33.71	\$70,123
	Fort Collins-Loveland, CO MSA,	\$33.27	\$69,202
	Western Colorado BOS	\$32.95	\$68,543
	Pueblo, CO MSA,	\$32.82	\$68,258
	Greeley, CO MSA,	\$31.84	\$66,235
	Central Colorado BOS	\$31.53	\$65,580
	Eastern & Southern Colorado BOS	\$28.73	\$59,754



Your Job Category	Where You Work	Average Wage		Your Job Category	Where You Work	Average Wage	
		Hourly	Annual			Hourly	Annual
Healthcare Support Occupations	<b>North Central Colorado BOS</b>	<b>\$16.86</b>	<b>\$35,066</b>	Building & Grounds Cleaning & Maintenance Occupations	<b>North Central Colorado BOS</b>	<b>\$14.11</b>	<b>\$29,350</b>
	Boulder, CO MSA,	\$15.61	\$32,467		Boulder, CO MSA,	\$13.42	\$27,904
	Western Colorado BOS	\$14.56	\$30,280		Western Colorado BOS	\$13.05	\$27,138
	Denver-Aurora, CO MSA,	\$14.50	\$30,152		Central Colorado BOS	\$12.81	\$26,635
	<b>Colorado Statewide</b>	<b>\$14.10</b>	<b>\$29,325</b>		Colorado Springs, CO MSA,	<b>\$12.74</b>	<b>\$26,490</b>
	Colorado Springs, CO MSA,	\$13.89	\$28,895		Grand Junction, CO MSA,	\$12.65	\$26,315
	Greeley, CO MSA,	\$13.60	\$28,280		Greeley, CO MSA,	\$12.45	\$25,893
	Fort Collins-Loveland, CO MSA,	\$13.45	\$27,986		<b>Colorado Statewide</b>	\$12.43	\$25,854
	Grand Junction, CO MSA,	\$12.63	\$26,265		Fort Collins-Loveland, CO MSA,	\$12.37	\$25,723
	Central Colorado BOS	\$12.41	\$25,815		Denver-Aurora, CO MSA,	\$12.05	\$25,068
	Pueblo, CO MSA,	\$11.73	\$24,390		Pueblo, CO MSA,	\$11.83	\$24,607
	Eastern & Southern Colorado BOS	\$11.64	\$24,207		Eastern & Southern Colorado BOS	\$11.17	\$23,234
Protective Service Occupations	<b>Pueblo, CO MSA,</b>	<b>\$21.98</b>	<b>\$45,726</b>	Personal Care & Service Occupations	<b>North Central Colorado BOS</b>	<b>\$14.82</b>	<b>\$30,828</b>
	Boulder, CO MSA,	\$21.65	\$45,037		Boulder, CO MSA,	\$13.94	\$28,995
	Greeley, CO MSA,	\$21.55	\$44,830		Denver-Aurora, CO MSA,	\$12.58	\$26,164
	Denver-Aurora, CO MSA,	\$21.02	\$43,711		<b>Colorado Statewide</b>	\$12.45	\$25,886
	North Central Colorado BOS	\$20.95	\$43,571		Fort Collins-Loveland, CO MSA,	<b>\$12.32</b>	<b>\$25,631</b>
	Fort Collins-Loveland, CO MSA,	\$20.90	\$43,471		Western Colorado BOS	\$12.24	\$25,451
	<b>Colorado Statewide</b>	<b>\$20.82</b>	<b>\$43,314</b>		Colorado Springs, CO MSA,	\$11.76	\$24,459
	Grand Junction, CO MSA,	\$20.63	\$42,904		Greeley, CO MSA,	\$11.56	\$24,036
	Colorado Springs, CO MSA,	\$19.87	\$41,320		Central Colorado BOS	\$11.26	\$23,420
	Western Colorado BOS	\$19.71	\$40,999		Grand Junction, CO MSA,	\$11.09	\$23,068
Eastern & Southern Colorado BOS	\$18.50	\$38,481	Eastern & Southern Colorado BOS	\$10.87	\$22,613		
Food Preparation & Serving Related Occupations	<b>North Central Colorado BOS</b>	<b>\$12.22</b>	<b>\$25,411</b>	Sales & Related Occupations	<b>Boulder, CO MSA,</b>	<b>\$21.60</b>	<b>\$44,934</b>
	Boulder, CO MSA,	\$11.26	\$23,412		Denver-Aurora, CO MSA,	\$21.30	\$44,305
	Central Colorado BOS	\$11.07	\$23,016		<b>Colorado Statewide</b>	\$19.47	\$40,489
	Western Colorado BOS	\$10.68	\$22,210		BOS area 080003,	<b>\$19.05</b>	<b>\$39,630</b>
	Denver-Aurora, CO MSA,	\$10.52	\$21,886		Greeley, CO MSA,	\$18.39	\$38,241
	<b>Colorado Statewide</b>	<b>\$10.51</b>	<b>\$21,858</b>		Colorado Springs, CO MSA,	\$16.51	\$34,345
	Grand Junction, CO MSA,	\$10.27	\$21,368		Fort Collins-Loveland, CO MSA,	\$16.29	\$33,891
	Fort Collins-Loveland, CO MSA,	\$10.04	\$20,883		BOS area 080002,	\$15.89	\$33,058
	Colorado Springs, CO MSA,	\$9.92	\$20,637		Grand Junction, CO MSA,	\$15.32	\$31,861
	Eastern & Southern Colorado BOS	\$9.87	\$20,522		Pueblo, CO MSA,	\$13.60	\$28,282
	Greeley, CO MSA,	\$9.76	\$20,295		BOS area 080004,	\$13.44	\$27,961
	Pueblo, CO MSA,	\$9.76	\$20,295		BOS area 080001,	\$13.03	\$27,095

continued on next page

Your Job Category	Where You Work	Average Wage		Your Job Category	Where You Work	Average Wage	
		Hourly	Annual			Hourly	Annual
Office & Administrative Support Occupations	Denver-Aurora, CO MSA,	\$18.11	\$37,678	Installation, Maintenance, & Repair Occupations	Western Colorado BOS	\$22.94	\$47,718
	Boulder, CO MSA,	\$17.76	\$36,949		North Central Colorado BOS	\$22.63	\$47,072
	North Central Colorado BOS	\$17.42	\$36,243		Denver-Aurora, CO MSA,	\$21.96	\$45,668
	<b>Colorado Statewide</b>	<b>\$17.18</b>	<b>\$35,732</b>		Fort Collins-Loveland, CO MSA,	\$21.73	\$45,206
	Greeley, CO MSA,	\$16.36	\$34,035		<b>Colorado Statewide</b>	<b>\$21.60</b>	<b>\$44,932</b>
	Fort Collins-Loveland, CO MSA,	\$15.88	\$33,026		Boulder, CO MSA,	\$21.37	\$44,440
	Colorado Springs, CO MSA,	\$15.87	\$33,003		Colorado Springs, CO MSA,	\$20.88	\$43,427
	Western Colorado BOS	\$15.78	\$32,832		Greeley, CO MSA,	\$20.53	\$42,703
	Grand Junction, CO MSA,	\$15.27	\$31,760		Grand Junction, CO MSA,	\$20.32	\$42,267
	Central Colorado BOS	\$14.19	\$29,525		Pueblo, CO MSA,	\$19.68	\$40,935
	Pueblo, CO MSA,	\$14.08	\$29,297		Eastern & Southern Colorado BOS	\$19.04	\$39,602
Eastern & Southern Colorado BOS	\$13.89	\$28,894	Central Colorado BOS	\$19.00	\$39,518		
Farming, Fishing, & Forestry Occupations	North Central Colorado BOS	\$18.69	\$38,870	Production Occupations	Western Colorado BOS	\$18.67	\$38,827
	Boulder, CO MSA,	\$14.84	\$30,862		North Central Colorado BOS	\$18.43	\$38,332
	Western Colorado BOS	\$14.73	\$30,649		Boulder, CO MSA,	\$17.68	\$36,766
	Colorado Springs, CO MSA,	\$13.61	\$28,304		Denver-Aurora, CO MSA,	\$17.36	\$36,118
	<b>Colorado Statewide</b>	\$13.27	\$27,606		Pueblo, CO MSA,	\$17.13	\$35,639
	Grand Junction, CO MSA,	<b>\$13.06</b>	<b>\$27,174</b>		Fort Collins-Loveland, CO MSA,	<b>\$17.09</b>	<b>\$35,538</b>
	Greeley, CO MSA,	\$13.00	\$27,050		<b>Colorado Statewide</b>	\$16.98	\$35,325
	Eastern & Southern Colorado BOS	\$12.55	\$26,104		Colorado Springs, CO MSA,	\$16.13	\$33,555
	Denver-Aurora, CO MSA,	\$12.53	\$26,053		Grand Junction, CO MSA,	\$15.99	\$33,250
	Central Colorado BOS	\$11.23	\$23,356		Greeley, CO MSA,	\$14.99	\$31,184
	Fort Collins-Loveland, CO MSA,				Central Colorado BOS	\$14.79	\$30,755
			Eastern & Southern Colorado BOS	\$14.43	\$30,014		
Construction & Extraction Occupations	Western Colorado BOS	\$23.39	\$48,661	Transportation & Material Moving Occupations	Boulder, CO MSA,	\$18.39	\$38,243
	North Central Colorado BOS	\$22.40	\$46,585		Western Colorado BOS	\$18.37	\$38,202
	Grand Junction, CO MSA,	\$21.75	\$45,236		North Central Colorado BOS	\$17.43	\$36,264
	Fort Collins-Loveland, CO MSA,	<b>\$20.98</b>	<b>\$43,633</b>		Denver-Aurora, CO MSA,	\$17.12	\$35,608
	<b>Colorado Statewide</b>	\$20.92	\$43,512		<b>Colorado Statewide</b>	\$16.70	\$34,733
	Greeley, CO MSA,	\$20.78	\$43,217		Greeley, CO MSA,	<b>\$16.36</b>	<b>\$34,025</b>
	Denver-Aurora, CO MSA,	\$20.61	\$42,868		Grand Junction, CO MSA,	\$15.90	\$33,066
	Colorado Springs, CO MSA,	\$20.57	\$42,783		Fort Collins-Loveland, CO MSA,	\$14.91	\$31,019
	Boulder, CO MSA,	\$20.25	\$42,114		Colorado Springs, CO MSA,	\$14.80	\$30,787
	Pueblo, CO MSA,	\$19.26	\$40,058		Pueblo, CO MSA,	\$14.45	\$30,057
	Central Colorado BOS	\$18.55	\$38,585		Eastern & Southern Colorado BOS	\$13.80	\$28,706
Eastern & Southern Colorado BOS	\$17.96	\$37,360	Central Colorado BOS	\$13.75	\$28,601		

## Regional Employment Distribution in Major Occupational and Industry Groups

Employment distribution and average hourly wages for major occupational and industry groups for each MSA and BOS area are shown in figures 5a through 15a. Percentile wages for major industry groups in each region are included in tables 11 through 21.

The **office and administrative support, sales and related**, and **food preparation and serving-related** occupational groups occupy the top three spots in terms of employment for all MSAs except Greeley, and for the four BOS areas these occupational groups all appear in the top five. Greeley had the same top two occupational groups but differed in that production occupations had the third-highest employment. **Education, training, and library** and **healthcare practitioners and**

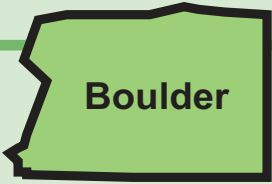
**technical** occupations also ranked relatively high in employment across all areas.

Occupations that consistently have relatively few workers across most regions include **farming, fishing, and forestry; legal; community and social services; life, physical, and social sciences; and arts, design, entertainment, sports, and media**. Occupational groups for which employment was prominent in one particular area but not in others included **computer and mathematical** and **architecture and engineering** in the Boulder MSA, **production** in the Greeley MSA, **building and grounds cleaning and maintenance** in the North Central Colorado BOS area, and **protective service** in the Central Colorado BOS area.

With regard to major industry sectors, **retail trade** is consistently among the top five employers in all Colorado regions and is number one in the Colorado Springs and Fort Collins-Loveland MSAs and the Western Colorado BOS area. **Accommodation and food services** and **educational** services are consistently among

the top seven employers across regions, while **health care and social assistance** consistently ranks in the top five (with the exception of the North Central Colorado BOS area, where it ranks sixth). **Public administration** is a relatively more important employer in the four BOS areas than in the seven MSAs, and is the largest industry in terms of employment in the Eastern and Southern Colorado and Central Colorado BOS areas, partly due to the presence of correctional facilities in these locations.

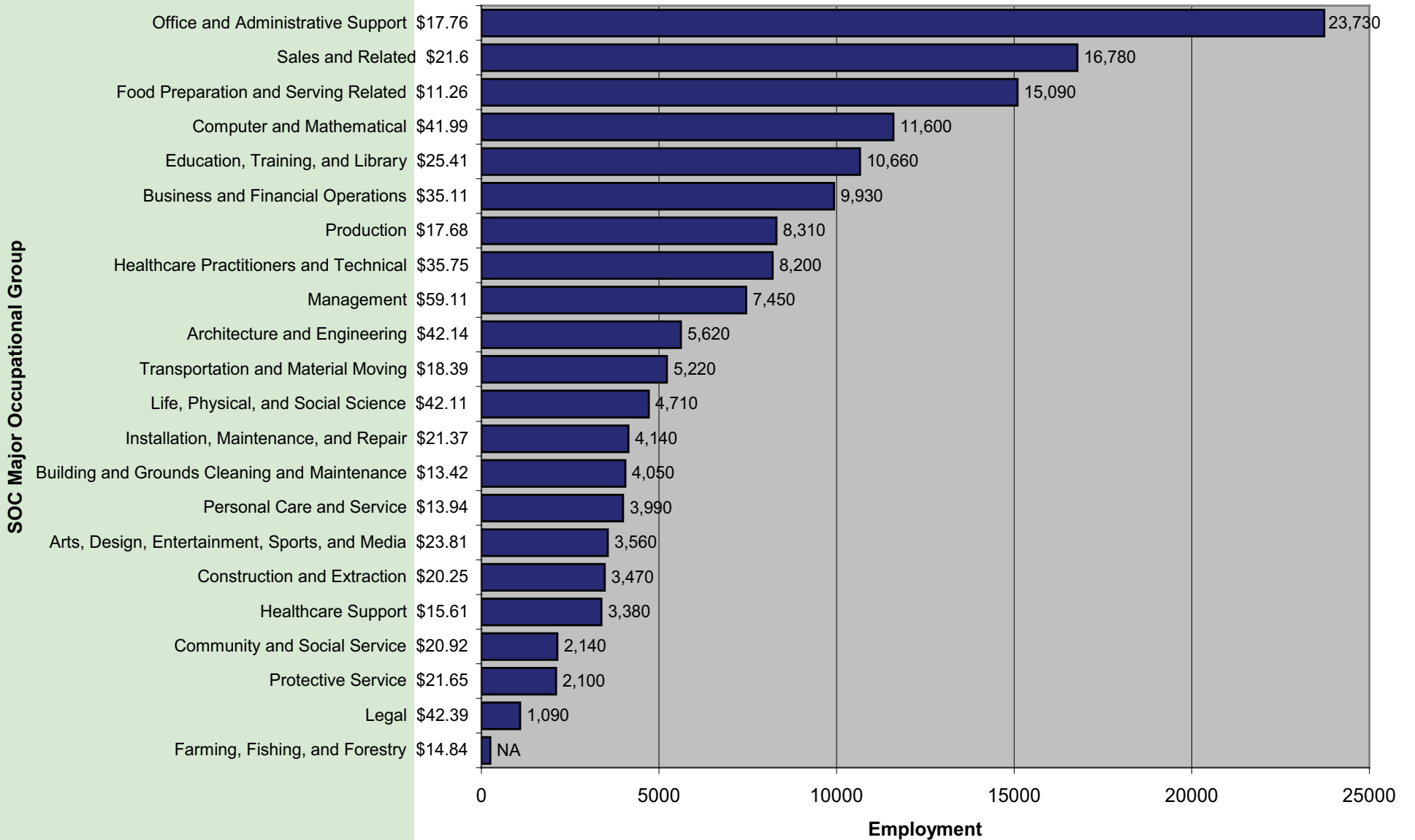
Industries employing relatively few workers in most areas include **utilities; agriculture, forestry, fishing, and hunting; and management of companies and enterprises**. Industries for which employment was relatively more prominent in just one or two areas included **mining** in the Grand Junction MSA and the Western Colorado BOS area; **real estate and rental and leasing** in the North Central Colorado BOS area; **arts, entertainment, and recreation** in the North Central Colorado and Central Colorado BOS areas; and **manufacturing** in the Boulder, Fort Collins-Loveland, and Greeley MSAs.



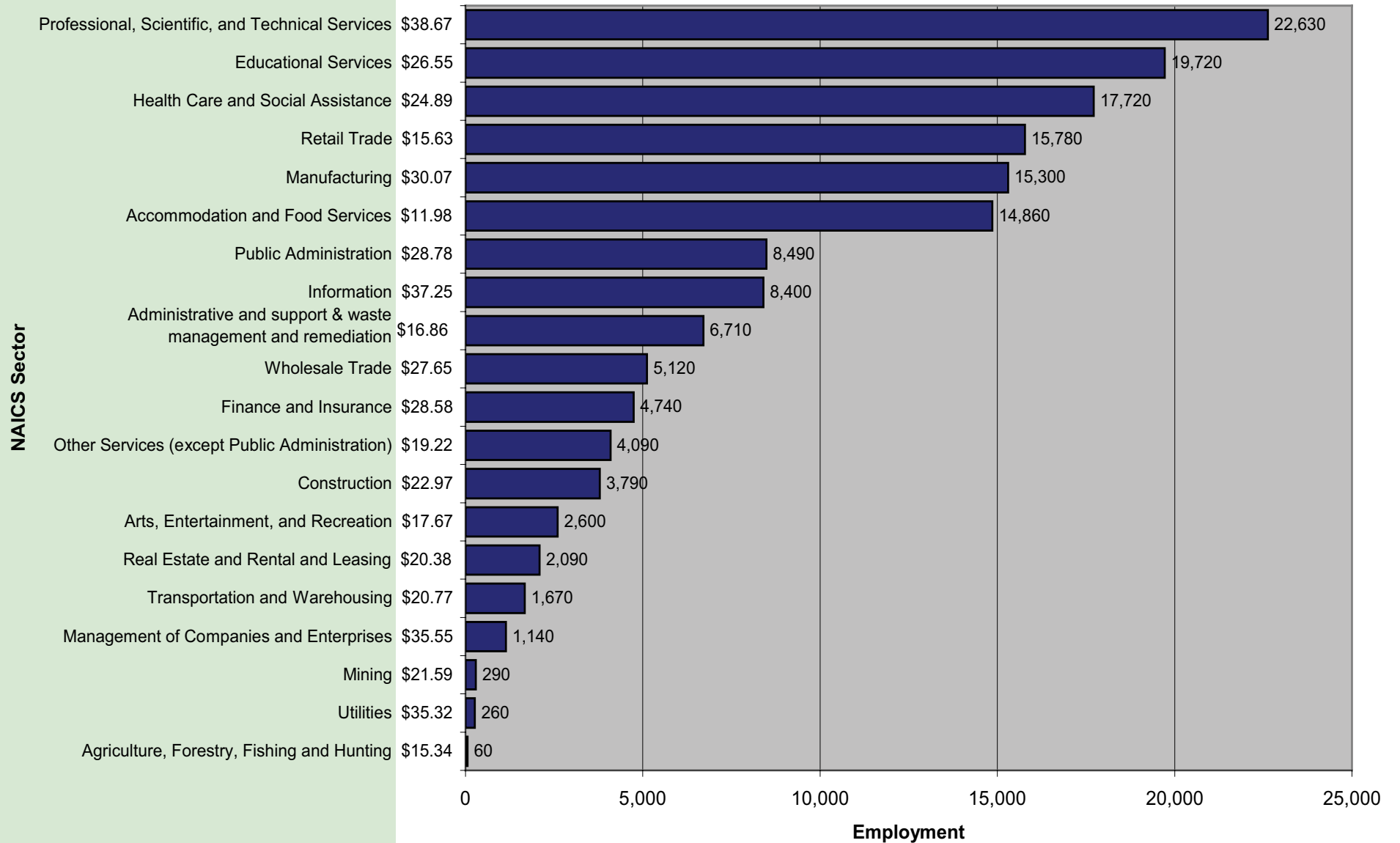
Boulder

Boulder MSA

Figure 5a. Employment Distribution and Average Hourly Wage in Major Occupational Groups (Boulder Metropolitan Statistical Area, May 2011)



**Figure 5b. Employment Distribution and Average Hourly Wage in Major Industry Groups (Boulder Metropolitan Statistical Area, May 2011)**



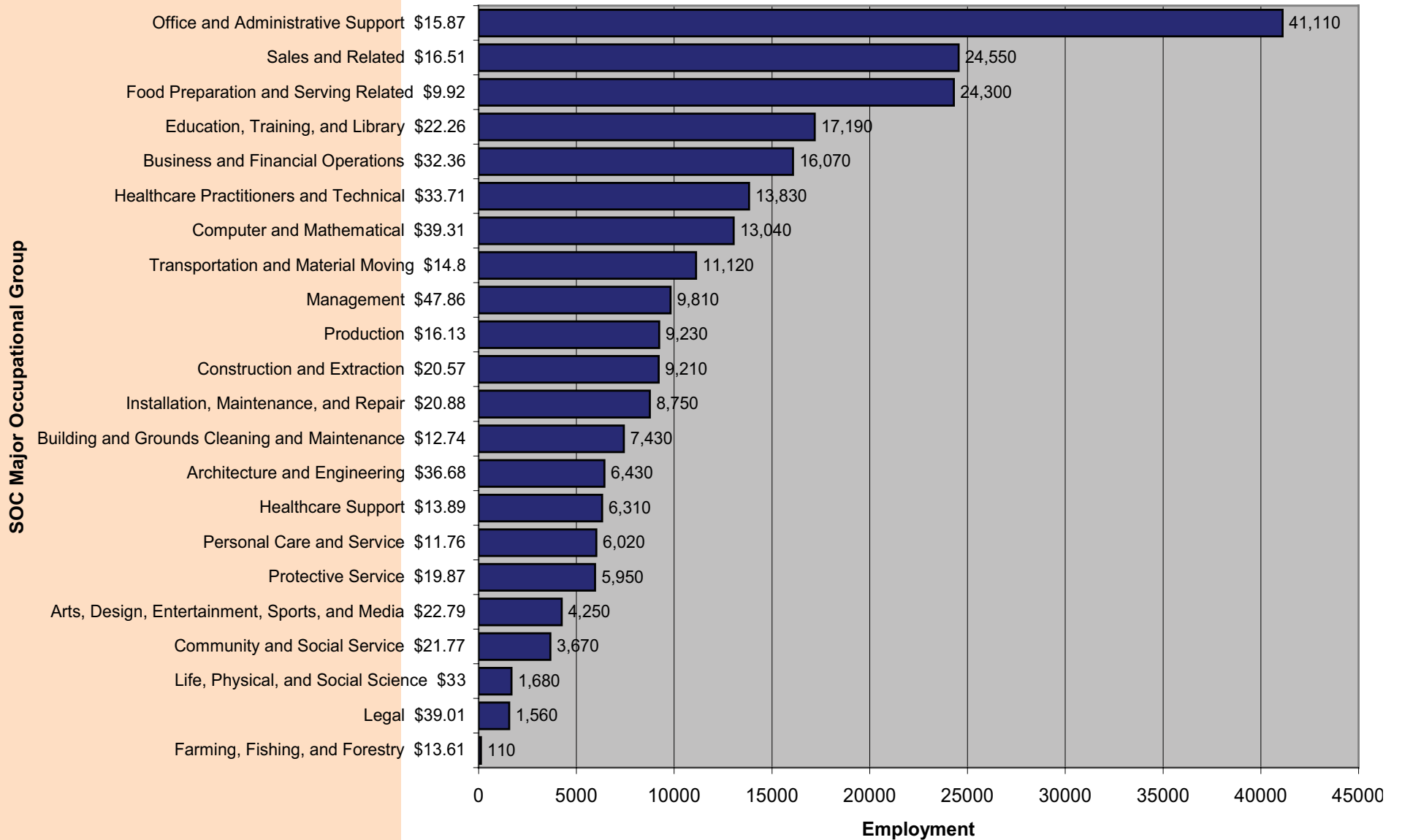
**Table 12. Percentile Wages by Industry (Boulder MSA, May 2011)**

NAICS Sector	Average Hourly	Average Annual	PRSE*	10 <sup>th</sup> Percentile Hourly	10 <sup>th</sup> Percentile Annual	25 <sup>th</sup> Percentile Hourly	25 <sup>th</sup> Percentile Annual	Median Hourly	Median Annual	75 <sup>th</sup> Percentile Hourly	75 <sup>th</sup> Percentile Annual	90 <sup>th</sup> Percentile Hourly	90 <sup>th</sup> Percentile Annual
Professional, scientific, and technical services	\$38.67	\$80,436	2.08	\$15.20	\$31,606	\$21.72	\$45,371	\$33.30	\$69,255	\$50.90	\$105,864	\$69.54	\$144,647
Information	\$37.25	\$77,481	5.47	\$13.99	\$29,100	\$20.59	\$42,884	\$33.05	\$68,750	\$50.10	\$104,213	\$67.36	\$140,105
Management of companies and enterprises	\$35.55	\$73,949	5.6	\$14.03	\$29,180	\$19.25	\$40,111	\$28.61	\$59,516	\$42.92	\$89,279	\$69.24	\$144,028
Utilities	\$35.32	\$73,460	9.4	\$15.60	\$32,442	\$20.82	\$42,915	\$28.19	\$58,634	\$45.42	\$94,469	\$67.33	\$140,041
Public administration	\$28.78	\$59,855	3.07	\$10.77	\$22,412	\$17.61	\$35,316	\$24.98	\$51,958	\$35.49	\$73,811	\$53.50	\$111,281
Manufacturing	\$30.07	\$62,542	5.06	\$11.55	\$24,020	\$15.15	\$31,637	\$23.09	\$48,023	\$38.41	\$79,900	\$60.72	\$126,298
Educational services	\$26.55	\$55,224	4.65	\$12.46	\$25,922	\$16.22	\$33,369	\$22.91	\$47,646	\$32.72	\$68,048	\$45.37	\$94,376
Finance and insurance	\$28.58	\$59,442	4.66	\$11.57	\$24,061	\$14.90	\$28,554	\$21.72	\$45,178	\$33.84	\$70,377	\$53.80	\$111,898
Transportation and warehousing	\$20.77	\$43,205	5.67	\$11.55	\$24,026	\$13.70	\$30,272	\$21.19	\$44,069	\$26.55	\$55,232	\$27.48	\$57,165
Construction	\$22.97	\$47,768	2.71	\$12.98	\$26,992	\$15.94	\$32,457	\$20.50	\$42,642	\$27.31	\$56,798	\$35.50	\$73,844
Wholesale trade	\$27.65	\$57,519	4.58	\$10.37	\$21,560	\$13.58	\$27,808	\$19.41	\$40,377	\$35.61	\$74,076	\$56.94	\$118,436
Health care and social assistance	\$24.89	\$51,762	3.29	\$10.40	\$21,630	\$13.27	\$31,440	\$18.67	\$38,829	\$30.50	\$63,443	\$42.84	\$89,108
Mining	\$21.59	\$44,902	5.22	\$12.32	\$25,632	\$14.82	\$28,685	\$17.87	\$37,162	\$22.96	\$47,766	\$33.45	\$69,584
Agriculture, forestry, fishing and hunting	\$15.34	\$31,914	5.86	\$11.76	\$24,457	\$13.28	\$21,758	\$15.20	\$31,613	\$17.27	\$35,914	\$19.22	\$39,976
Other services (except public administration)	\$19.22	\$39,985	3.76	\$8.77	\$18,238	\$10.73	\$22,379	\$14.87	\$30,934	\$22.39	\$46,576	\$34.52	\$71,793
Real estate and rental and leasing	\$20.38	\$42,400	7.92	\$8.87	\$18,456	\$10.67	\$22,209	\$14.45	\$30,046	\$22.29	\$46,359	\$36.08	\$75,052
Administrative and support and waste management and remediation services	\$16.86	\$35,065	3.05	\$8.76	\$18,219	\$10.55	\$24,534	\$13.48	\$28,035	\$17.94	\$37,309	\$28.36	\$58,993
Retail trade	\$15.63	\$32,501	1.75	\$8.25	\$17,169	\$9.51	\$19,637	\$12.04	\$25,040	\$17.75	\$36,929	\$26.09	\$54,261
Arts, entertainment, and recreation	\$17.67	\$36,747	7.25	\$8.11	\$16,874	\$9.17	\$19,418	\$12.00	\$24,967	\$18.41	\$38,291	\$29.69	\$61,759
Accommodation and food services	\$11.98	\$24,909	3.05	\$7.81	\$16,243	\$8.39	\$17,359	\$9.39	\$19,528	\$13.30	\$27,656	\$19.98	\$41,557

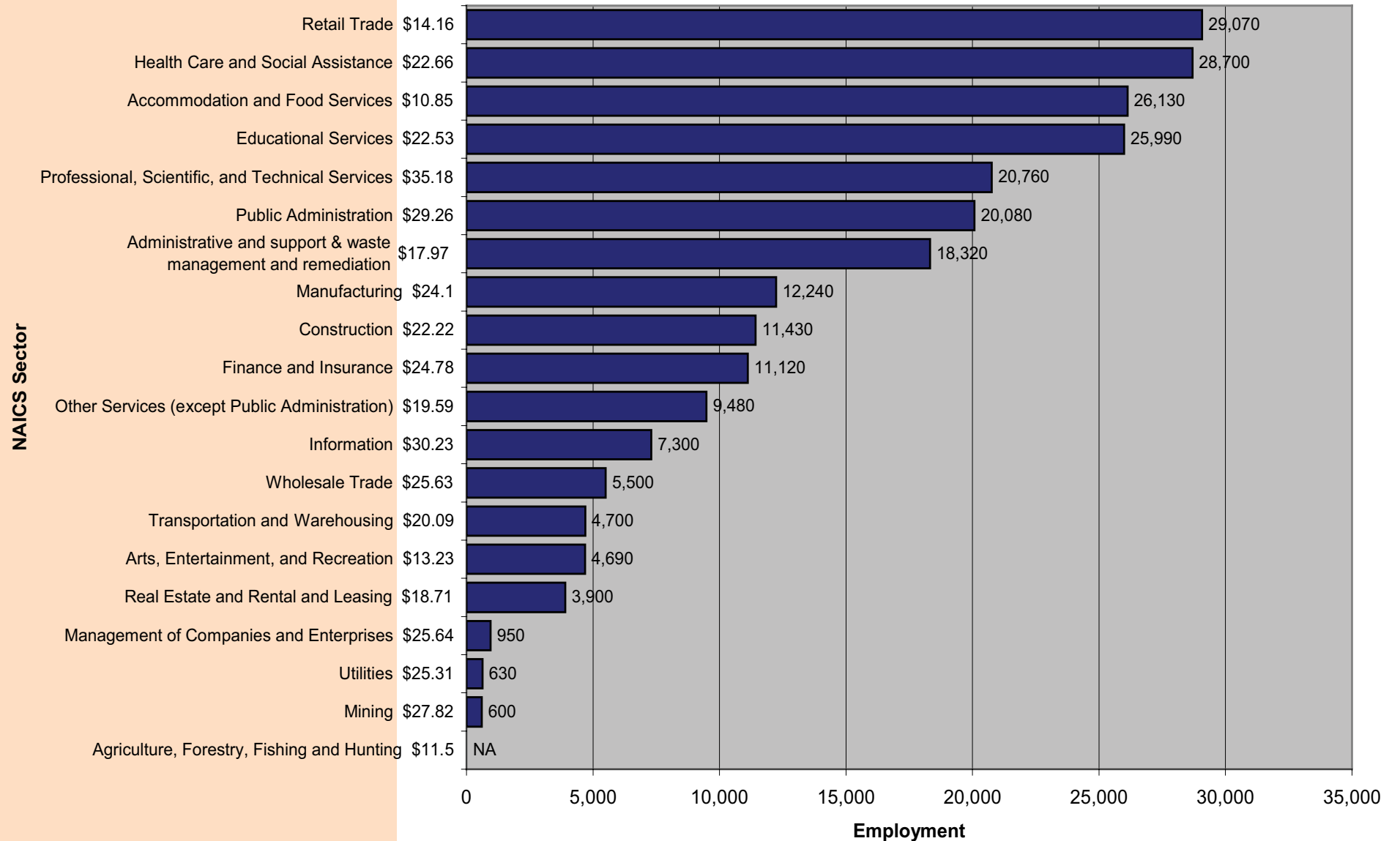


Colorado Springs MSA

**Figure 6a. Employment Distribution and Average Hourly Wage in Major Occupational Groups (Colorado Springs Metropolitan Statistical Area, May 2011)**



**Figure 6b. Employment Distribution and Average Hourly Wage in Major Industry Groups (Colorado Springs Metropolitan Statistical Area, May 2011)**





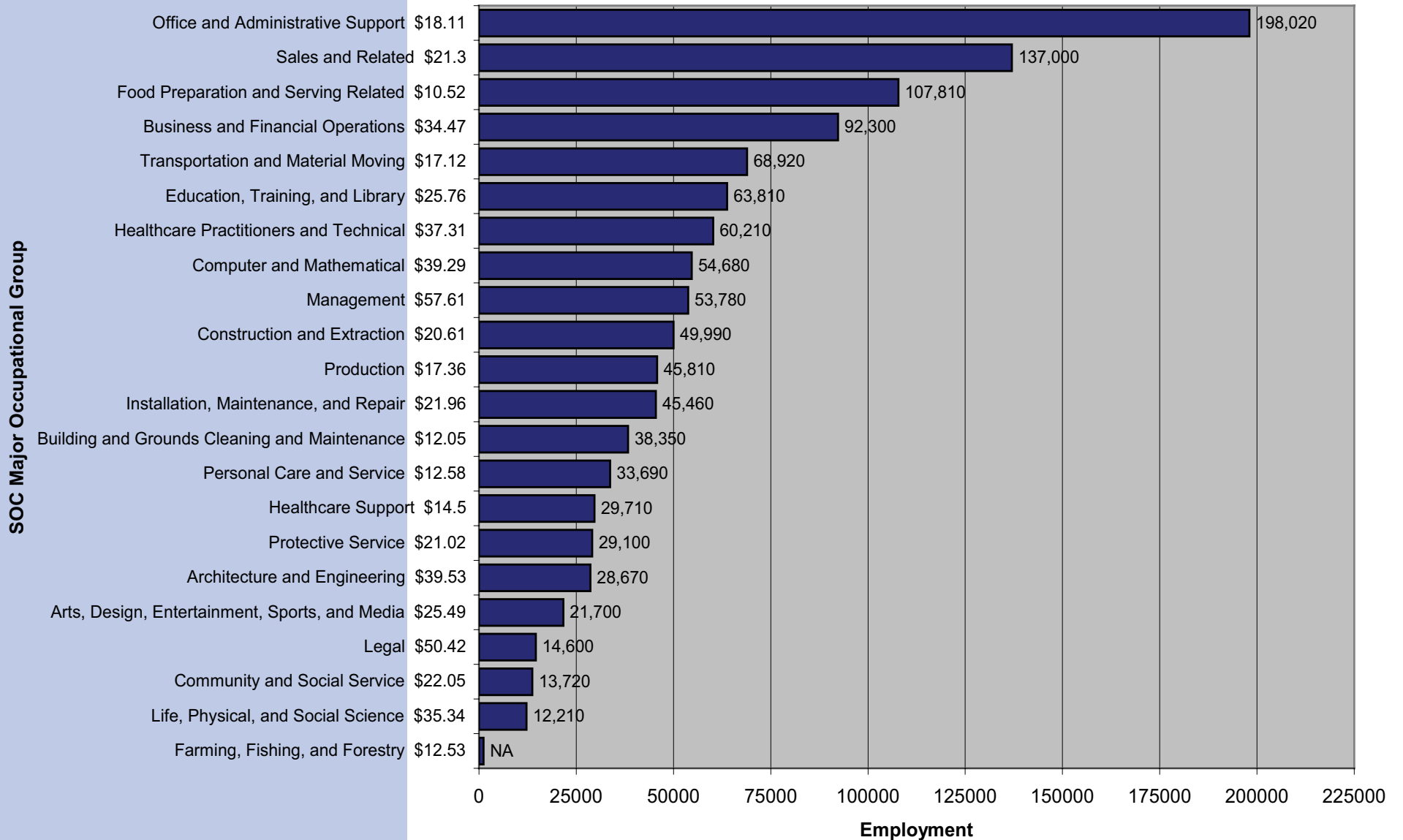
**Table 13. Percentile Wages by Industry (Colorado Springs MSA, May 2011)**

NAICS Sector	Average Hourly	Average Annual	PRSE*	10 <sup>th</sup> Percentile Hourly	10 <sup>th</sup> Percentile Annual	25 <sup>th</sup> Percentile Hourly	25 <sup>th</sup> Percentile Annual	Median Hourly	Median Annual	75 <sup>th</sup> Percentile Hourly	75 <sup>th</sup> Percentile Annual	90 <sup>th</sup> Percentile Hourly	90 <sup>th</sup> Percentile Annual
Professional, Scientific, and Technical Services	\$35.18	\$73,171	2.19	\$13.81	\$28,734	\$20.45	\$42,546	\$32.89	\$68,418	\$46.47	\$96,668	\$60.19	\$125,205
Information	\$30.23	\$62,881	6.73	\$10.16	\$21,126	\$16.33	\$33,957	\$27.11	\$56,394	\$42.63	\$88,678	\$54.50	\$113,356
Public Administration	\$29.26	\$60,852	2.16	\$15.08	\$31,370	\$19.57	\$40,711	\$26.91	\$55,970	\$36.38	\$75,676	\$47.20	\$98,179
Mining	\$27.82	\$57,858	2.6	\$16.20	\$33,704	\$19.77	\$41,128	\$25.46	\$52,963	\$33.22	\$69,104	\$42.14	\$87,644
Utilities	\$25.31	\$52,649	9.78	\$12.23	\$25,434	\$16.60	\$34,520	\$23.21	\$48,269	\$29.78	\$61,941	\$36.94	\$76,837
Management of Companies and Enterprises	\$25.64	\$53,324	8.73	\$12.00	\$24,959	\$13.91	\$28,926	\$22.01	\$45,774	\$34.14	\$71,017	\$43.80	\$91,109
Educational Services	\$22.53	\$46,861	2.12	\$11.16	\$23,204	\$14.68	\$30,530	\$19.90	\$41,400	\$27.73	\$57,679	\$36.43	\$75,773
Construction	\$22.22	\$46,216	2.16	\$11.79	\$24,521	\$15.19	\$31,602	\$19.49	\$40,542	\$27.01	\$56,174	\$35.24	\$73,291
Finance and Insurance	\$24.78	\$51,534	4.06	\$11.33	\$23,576	\$14.03	\$29,175	\$19.00	\$39,513	\$29.62	\$61,604	\$44.74	\$93,064
Wholesale Trade	\$25.63	\$53,303	7.17	\$10.46	\$21,766	\$13.50	\$28,077	\$18.72	\$38,944	\$32.77	\$68,154	\$51.53	\$107,180
Manufacturing	\$24.10	\$50,136	4.78	\$10.45	\$21,739	\$13.20	\$27,463	\$18.49	\$38,454	\$30.75	\$63,956	\$45.34	\$94,297
Transportation and Warehousing	\$20.09	\$41,778	4.5	\$10.26	\$21,343	\$13.01	\$27,053	\$17.89	\$37,220	\$25.53	\$53,101	\$30.19	\$62,790
Health Care and Social Assistance	\$22.66	\$47,141	2.72	\$9.71	\$20,189	\$12.07	\$25,096	\$16.53	\$34,384	\$28.03	\$58,297	\$39.78	\$82,748
Other Services (except Public Administration)	\$19.59	\$40,753	3.56	\$8.65	\$17,986	\$10.66	\$22,162	\$15.57	\$32,383	\$23.20	\$48,248	\$35.47	\$73,768
Real Estate and Rental and Leasing	\$18.71	\$38,926	5.2	\$8.90	\$18,508	\$11.05	\$22,992	\$14.53	\$30,230	\$20.60	\$42,850	\$31.88	\$66,310
Administrative and Support and Waste Management and Remediation Services	\$17.97	\$37,386	3.43	\$9.10	\$18,928	\$11.01	\$22,907	\$14.49	\$30,142	\$20.71	\$43,083	\$30.83	\$64,120
Retail Trade	\$14.16	\$29,451	2.15	\$8.01	\$16,661	\$8.89	\$18,487	\$11.01	\$22,907	\$15.82	\$32,909	\$22.52	\$46,841
Arts, Entertainment, and Recreation	\$13.23	\$27,519	2.87	\$7.84	\$16,314	\$8.46	\$17,601	\$9.70	\$20,177	\$14.91	\$31,013	\$22.61	\$47,035
Agriculture, Forestry, Fishing and Hunting	\$11.50	\$23,930	14.71	\$7.85	\$16,321	\$8.33	\$17,326	\$9.13	\$19,000	\$10.90	\$22,667	\$14.45	\$30,064
Accommodation and Food Services	\$10.85	\$22,569	2.7	\$7.75	\$16,122	\$8.22	\$17,092	\$9.00	\$18,710	\$10.98	\$22,849	\$15.90	\$33,067

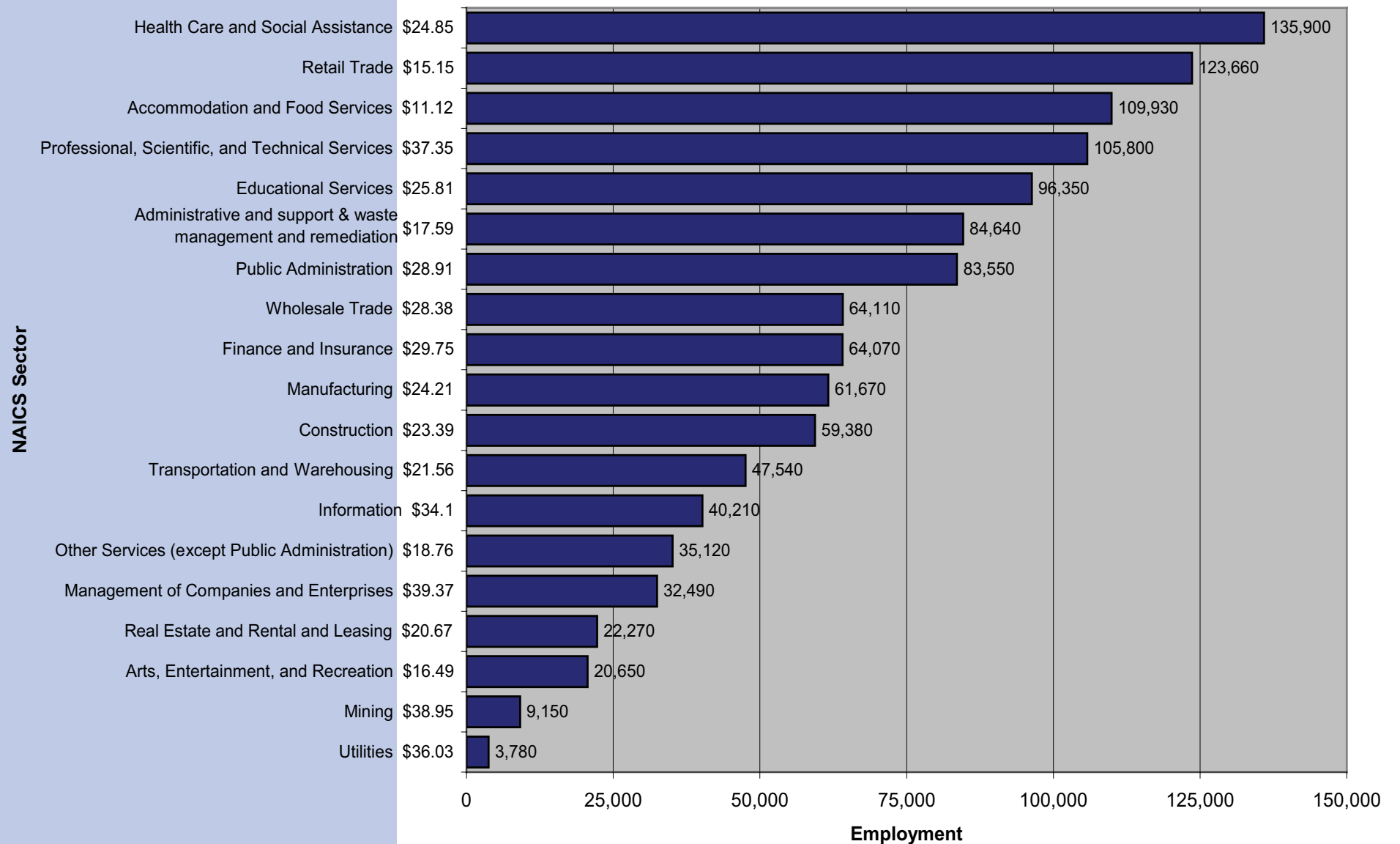


Denver-Aurora MSA

**Figure 7a. Employment Distribution and Average Hourly Wage in Major Occupational Groups (Denver-Aurora Metropolitan Statistical Area, May 2011)**

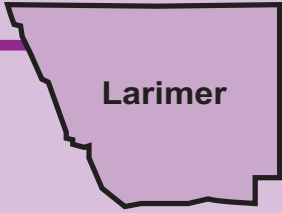


**Figure 7b. Employment Distribution and Average Hourly Wage in Major Industry Groups (Denver-Aurora Metropolitan Statistical Area, May 2011)**



**Table 14. Percentile Wages by Industry (Denver-Aurora MSA, May 2011)**

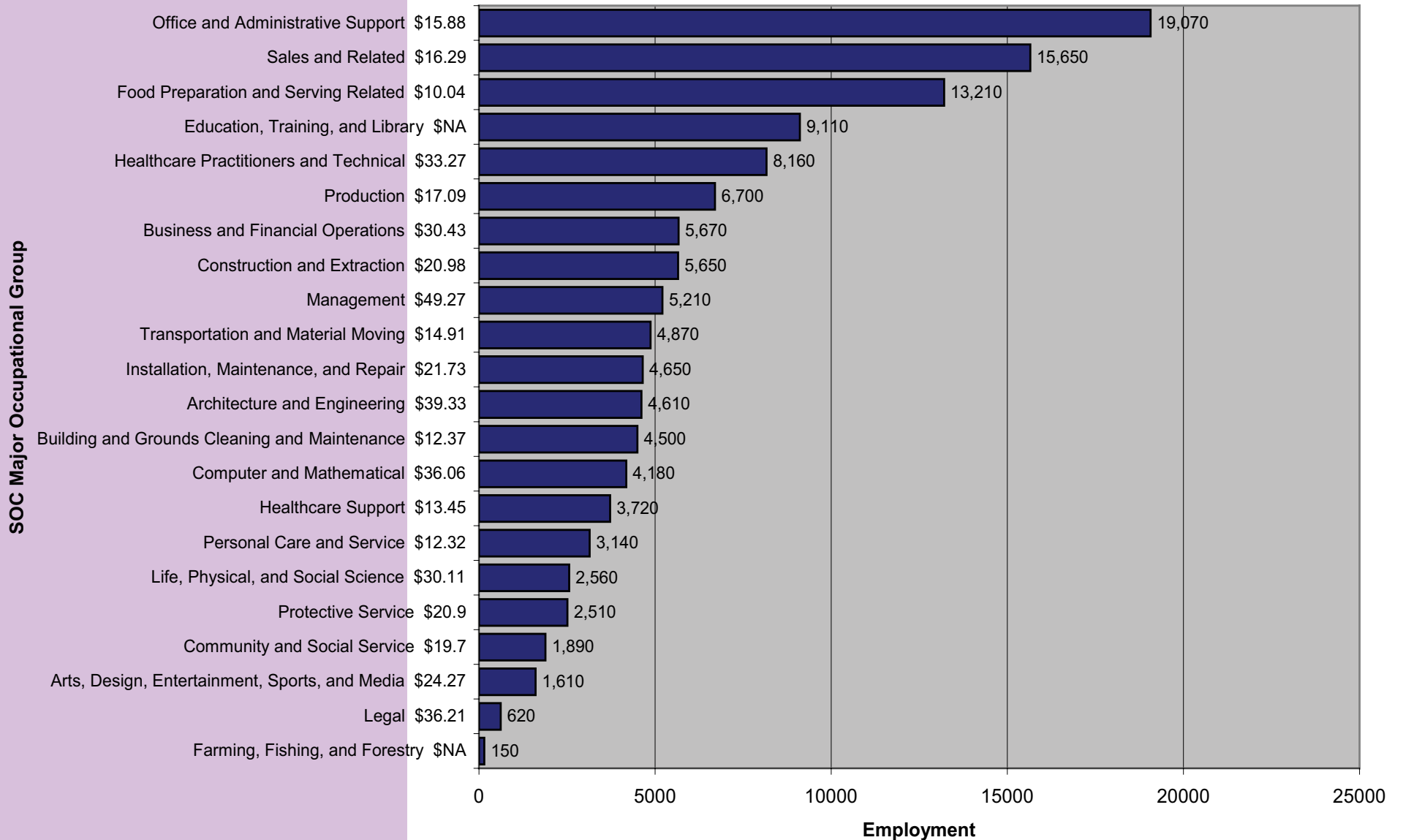
NAICS Sector	Average Hourly	Average Annual	PRSE*	10 <sup>th</sup> Percentile Hourly	10 <sup>th</sup> Percentile Annual	25 <sup>th</sup> Percentile Hourly	25 <sup>th</sup> Percentile Annual	Median Hourly	Median Annual	75 <sup>th</sup> Percentile Hourly	75 <sup>th</sup> Percentile Annual	90 <sup>th</sup> Percentile Hourly	90 <sup>th</sup> Percentile Annual
Management of Companies and Enterprises	\$39.37	\$81,887	2.32	\$34,141	\$32,824	\$22.25	\$46,278	\$33.47	\$69,617	\$49.50	\$102,963	\$70.07	\$145,742
Utilities	\$36.03	\$74,953	4.23	\$42,670	\$40,013	\$26.27	\$54,637	\$33.12	\$68,897	\$40.73	\$84,710	\$53.18	\$110,624
Professional, Scientific, and Technical Services	\$37.35	\$77,681	1.8	\$30,264	\$30,003	\$21.11	\$43,899	\$31.77	\$66,077	\$47.09	\$97,954	\$65.92	\$137,114
Mining	\$38.95	\$81,021	4.9	\$33,149	\$28,606	\$20.76	\$43,187	\$31.40	\$65,319	\$49.91	\$103,802	\$72.84	\$151,515
Information	\$34.10	\$70,938	1.92	\$27,791	\$33,545	\$20.50	\$42,643	\$30.51	\$63,454	\$43.08	\$89,608	\$58.00	\$120,650
Public Administration	\$28.91	\$60,131	3.3	\$24,389	\$23,070	\$18.64	\$38,772	\$26.36	\$54,835	\$36.65	\$76,228	\$49.09	\$102,115
Finance and Insurance	\$29.75	\$61,887	2.09	\$27,458	\$26,070	\$17.01	\$35,385	\$23.20	\$48,246	\$35.48	\$73,788	\$53.20	\$110,663
Wholesale Trade	\$28.38	\$59,036	2.14	\$24,073	\$26,322	\$15.41	\$32,053	\$22.40	\$46,593	\$34.35	\$71,454	\$52.85	\$109,929
Educational Services	\$25.81	\$53,685	2.67	\$25,844	\$23,429	\$16.47	\$34,253	\$22.40	\$46,584	\$31.77	\$66,072	\$42.36	\$88,101
Construction	\$23.39	\$48,647	1.31	\$25,833	\$25,527	\$15.53	\$32,302	\$20.51	\$42,655	\$28.16	\$58,583	\$37.05	\$77,072
Manufacturing	\$24.21	\$50,362	2.18	\$22,187	\$22,450	\$14.21	\$29,565	\$19.75	\$41,090	\$28.83	\$59,965	\$43.49	\$90,467
Transportation and Warehousing	\$21.56	\$44,848	2.14	\$22,395	\$22,145	\$13.72	\$28,535	\$19.34	\$40,221	\$26.43	\$54,972	\$34.50	\$71,758
Health Care and Social Assistance	\$24.85	\$51,685	2.09	\$20,344	\$20,625	\$12.92	\$26,875	\$18.68	\$38,853	\$30.54	\$63,519	\$43.33	\$90,127
Real Estate and Rental and Leasing	\$20.67	\$42,992	3.13	\$19,051	\$18,508	\$12.12	\$25,204	\$16.48	\$34,281	\$23.86	\$49,623	\$34.47	\$71,698
Other Services (except Public Administration)	\$18.76	\$39,013	2.36	\$17,810	\$17,047	\$10.37	\$21,570	\$14.79	\$30,757	\$23.00	\$47,836	\$33.35	\$69,370
Administrative and Support and Waste Management and Remediation Services	\$17.59	\$36,588	2.22	\$17,438	\$17,331	\$9.98	\$20,755	\$13.81	\$28,721	\$19.92	\$41,443	\$31.06	\$64,598
Agriculture, Forestry, Fishing and Hunting	\$13.99	\$29,089	11.71	\$18,361	\$17,397	\$10.99	\$22,869	\$12.94	\$26,914	\$14.48	\$30,129	\$20.90	\$43,466
Arts, Entertainment, and Recreation	\$16.49	\$34,297	4.19	\$16,878	\$16,162	\$9.13	\$18,982	\$12.24	\$25,458	\$18.18	\$37,819	\$27.73	\$57,677
Retail Trade	\$15.15	\$31,506	1.51	\$16,943	\$16,654	\$9.23	\$19,197	\$11.67	\$24,269	\$16.98	\$35,322	\$24.95	\$51,889
Accommodation and Food Services	\$11.12	\$23,121	1.62	\$16,176	\$15,863	\$8.29	\$17,248	\$9.15	\$19,035	\$11.64	\$24,211	\$16.97	\$35,306



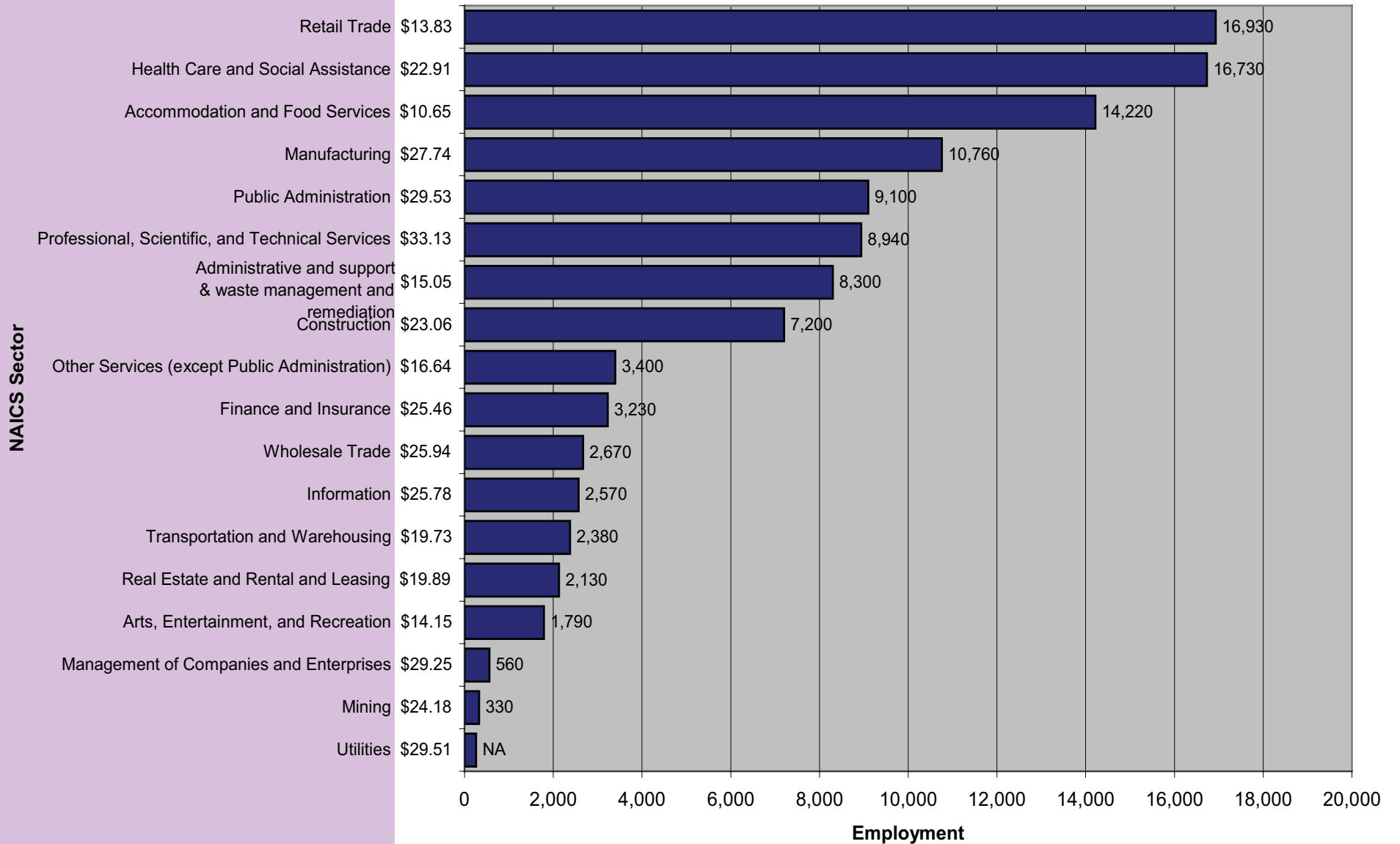
Larimer

Ft. Collins-Loveland MSA

**Figure 8a. Employment Distribution and Average Hourly Wage in Major Occupational Groups (Fort Collins - Loveland Metropolitan Statistical Area, May 2011)**

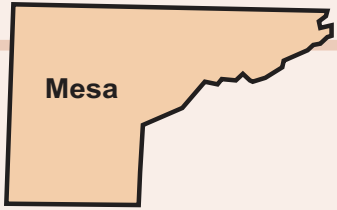


**Figure 8b. Employment Distribution and Average Hourly Wage in Major Industry Groups (Fort Collins-Loveland Metropolitan Statistical Area, May 2011)**



**Table 15. Percentile Wages by Industry (Fort Collins-Loveland MSA, May 2011)**

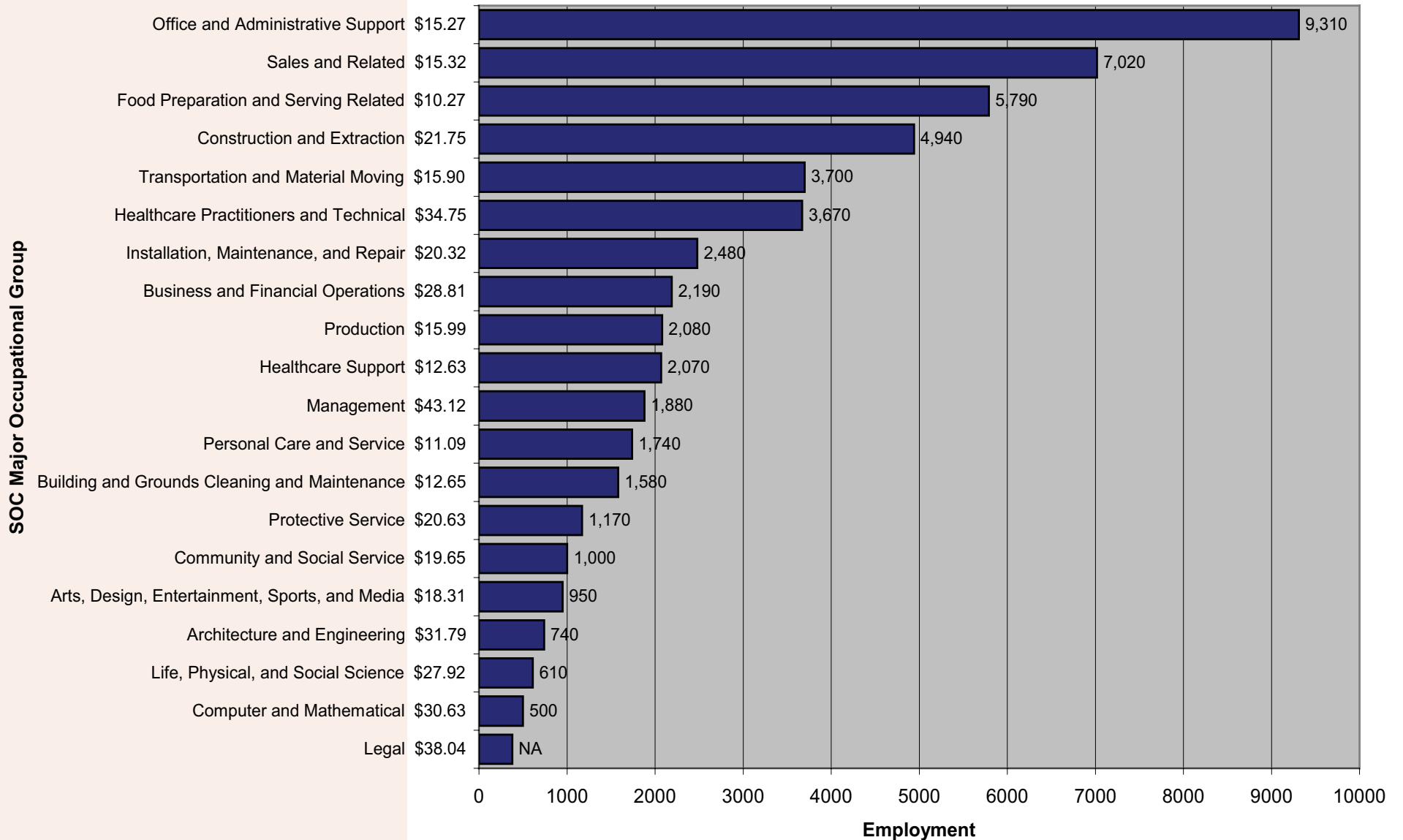
NAICS Sector	Average Hourly	Average Annual	PRSE*	10 <sup>th</sup> Percentile Hourly	10 <sup>th</sup> Percentile Annual	25 <sup>th</sup> Percentile Hourly	25 <sup>th</sup> Percentile Annual	Median Hourly	Median Annual	75 <sup>th</sup> Percentile Hourly	75 <sup>th</sup> Percentile Annual	90 <sup>th</sup> Percentile Hourly	90 <sup>th</sup> Percentile Annual
Utilities	\$29.51	\$61,388	5.72	\$15.57	\$32,382	\$20.39	\$42,418	\$29.68	\$61,744	\$34.97	\$72,728	\$45.04	\$93,683
Professional, Scientific, and Technical Services	\$33.13	\$68,900	5.02	\$12.40	\$25,791	\$17.82	\$37,064	\$28.40	\$59,069	\$43.74	\$90,976	\$60.67	\$126,189
Public Administration	\$29.53	\$61,419	2.66	\$15.27	\$31,760	\$19.93	\$41,450	\$26.92	\$56,001	\$36.68	\$76,303	\$48.89	\$101,702
Information	\$25.78	\$53,623	4.18	\$9.86	\$20,518	\$14.41	\$29,969	\$22.41	\$46,604	\$32.15	\$66,875	\$44.45	\$92,459
Manufacturing	\$27.74	\$57,691	3.56	\$11.17	\$23,235	\$14.95	\$31,105	\$22.37	\$46,529	\$34.74	\$72,252	\$53.99	\$112,310
Management of Companies and Enterprises	\$29.25	\$60,832	10.27	\$9.72	\$20,221	\$14.35	\$29,854	\$21.74	\$45,214	\$35.01	\$72,817	\$55.81	\$116,089
Construction	\$23.06	\$47,973	1.65	\$12.39	\$25,781	\$15.92	\$33,117	\$20.53	\$42,705	\$27.13	\$56,434	\$36.41	\$75,736
Transportation and Warehousing	\$19.73	\$41,033	4.52	\$11.25	\$23,392	\$15.28	\$31,787	\$19.61	\$40,787	\$22.90	\$47,623	\$26.70	\$55,532
Mining	\$24.18	\$50,286	6.85	\$12.26	\$25,491	\$14.74	\$30,656	\$18.78	\$39,053	\$25.77	\$53,611	\$45.96	\$95,596
Wholesale Trade	\$25.94	\$53,948	5.76	\$9.28	\$19,302	\$12.77	\$26,554	\$18.55	\$38,589	\$29.21	\$60,762	\$51.82	\$107,787
Finance and Insurance	\$25.46	\$52,962	8.21	\$10.27	\$21,352	\$13.35	\$27,759	\$18.00	\$37,446	\$27.22	\$56,611	\$45.84	\$95,348
Health Care and Social Assistance	\$22.91	\$47,646	3.32	\$9.68	\$20,143	\$12.05	\$25,074	\$17.27	\$35,921	\$28.56	\$59,396	\$37.13	\$77,222
Real Estate and Rental and Leasing	\$19.89	\$41,374	6.24	\$9.17	\$19,068	\$11.28	\$23,471	\$15.61	\$32,463	\$21.68	\$45,104	\$33.94	\$70,590
Agriculture, Forestry, Fishing and Hunting	\$14.47	\$30,093	7.22	\$8.73	\$18,162	\$10.07	\$20,938	\$14.55	\$30,259	\$17.49	\$36,373	\$23.38	\$48,638
Other Services (except Public Administration)	\$16.64	\$34,605	3.11	\$8.17	\$17,001	\$9.30	\$19,335	\$13.58	\$28,242	\$20.78	\$43,227	\$29.06	\$60,437
Administrative and Support and Waste Management and Remediation Services	\$15.05	\$31,314	4.22	\$8.39	\$17,446	\$9.71	\$20,195	\$11.80	\$24,539	\$16.43	\$34,173	\$23.81	\$49,526
Retail Trade	\$13.83	\$28,757	1.75	\$8.01	\$16,655	\$8.87	\$18,456	\$11.06	\$22,999	\$15.63	\$32,512	\$22.22	\$46,223
Arts, Entertainment, and Recreation	\$14.15	\$29,435	3.52	\$7.87	\$16,376	\$8.59	\$17,868	\$11.05	\$22,980	\$17.52	\$36,433	\$23.92	\$49,763
Accommodation and Food Services	\$10.65	\$22,150	2	\$7.75	\$16,118	\$8.24	\$17,144	\$9.06	\$18,854	\$11.27	\$23,445	\$15.12	\$31,458



Mesa

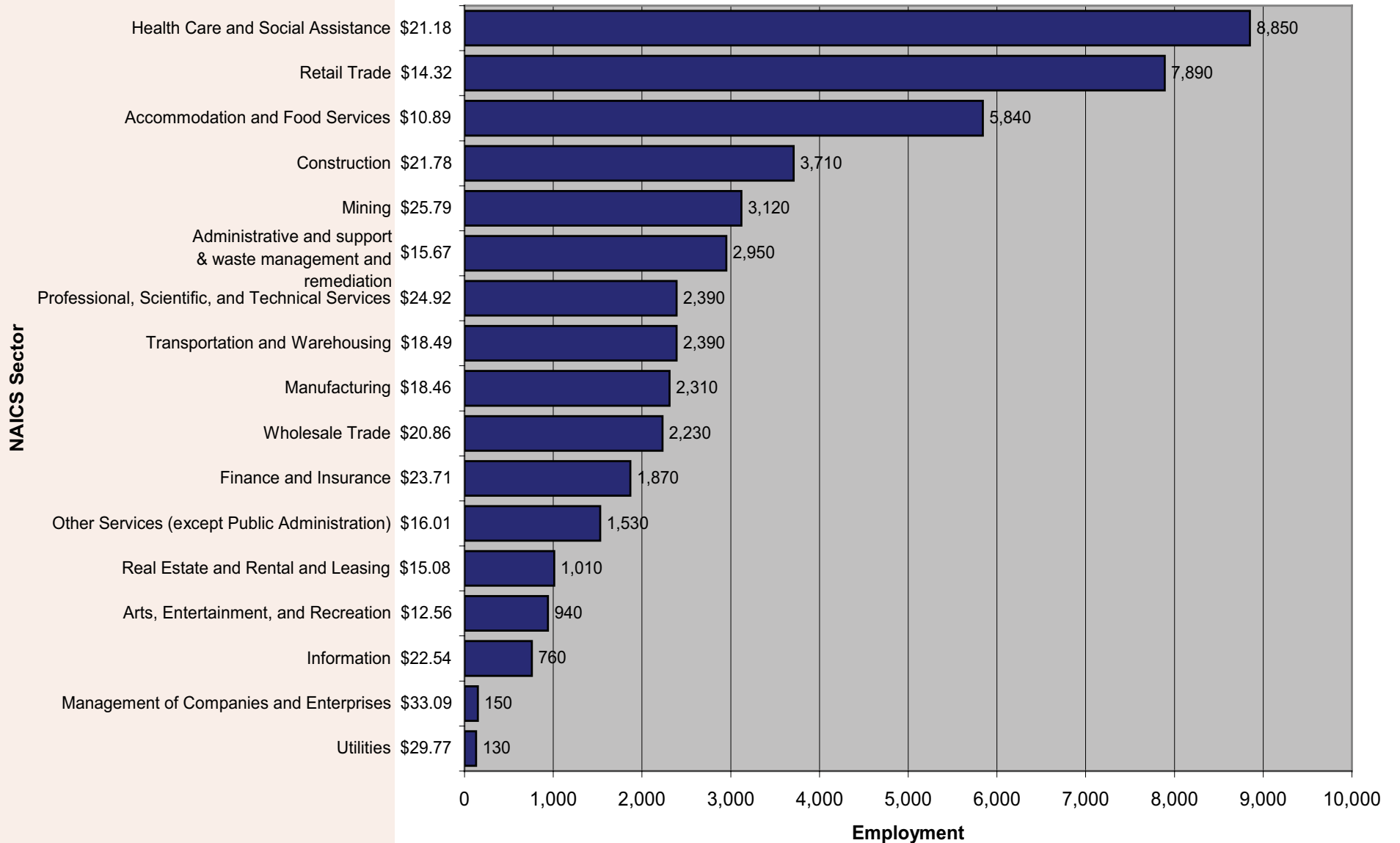
Grand Junction MSA

**Figure 9a. Employment Distribution and Average Hourly Wage in Major Occupational Groups (Grand Junction Metropolitan Statistical Area, May 2011)**



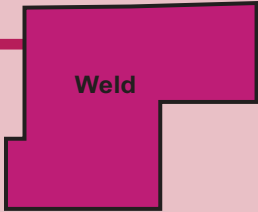


**Figure 9b. Employment Distribution and Average Hourly Wage in Major Industry Groups (Grand Junction Metropolitan Statistical Area, May 2011)**



**Table 16. Percentile Wages by Industry (Grand Junction MSA, May 2011)**

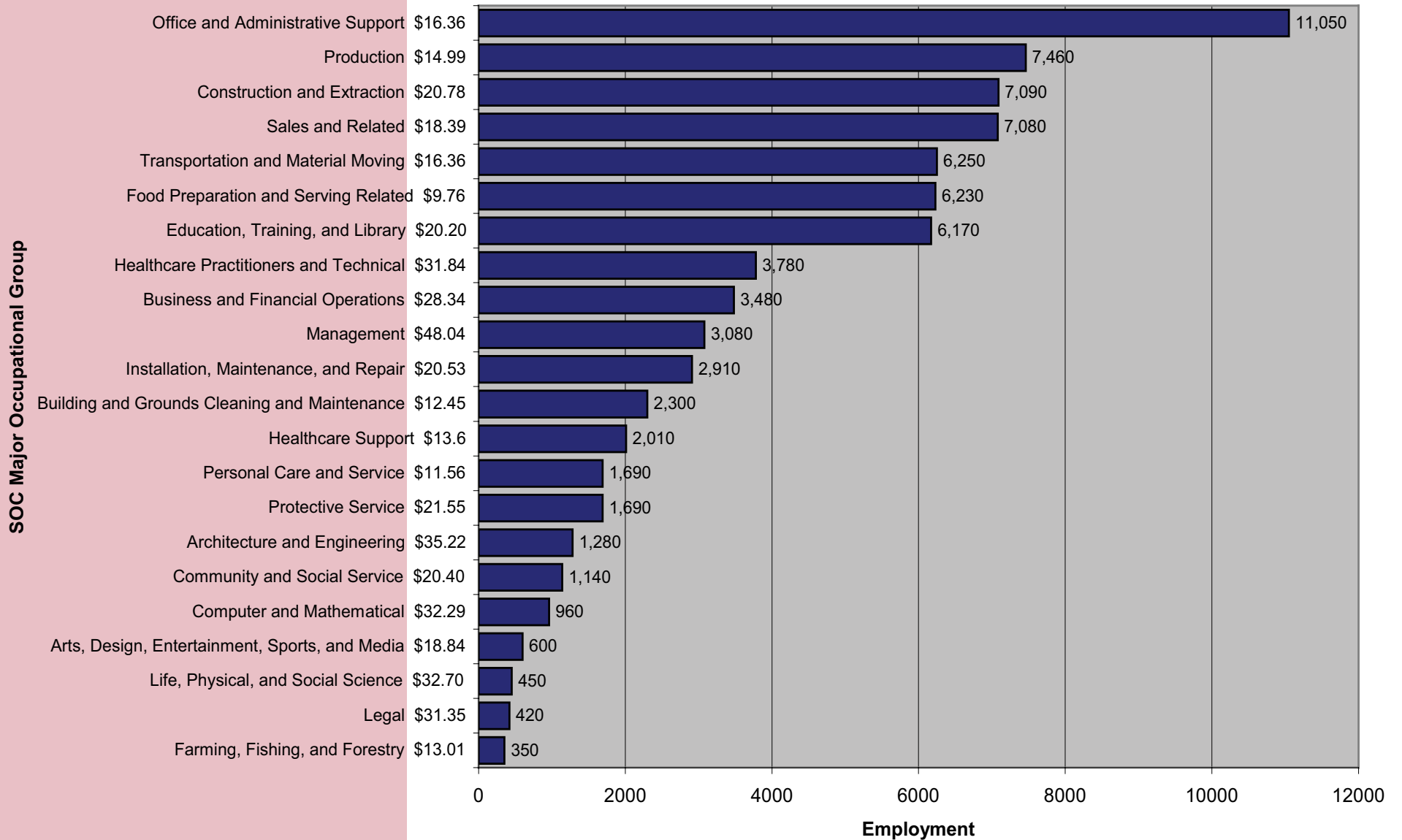
NAICS Sector	Average Hourly	Average Annual	PRSE*	10 <sup>th</sup> Percentile Hourly	10 <sup>th</sup> Percentile Annual	25 <sup>th</sup> Percentile Hourly	25 <sup>th</sup> Percentile Annual	Median Hourly	Median Annual	75 <sup>th</sup> Percentile Hourly	75 <sup>th</sup> Percentile Annual	90 <sup>th</sup> Percentile Hourly	90 <sup>th</sup> Percentile Annual
Utilities	\$29.77	\$61,915	7.96	\$14.96	\$31,117	\$18.43	\$38,344	\$24.91	\$51,819	\$41	\$84,569	\$52	\$107,657
Mining	\$25.79	\$53,647	4.92	\$13.23	\$27,521	\$16.61	\$34,557	\$22.79	\$47,395	\$29	\$60,817	\$43	\$89,815
Management of Companies and Enterprises	\$33.09	\$68,837	14.08	\$13.25	\$27,550	\$16.72	\$34,786	\$22.51	\$46,829	\$37	\$77,562	\$67	\$140,065
Professional, Scientific, and Technical Services	\$24.92	\$51,838	3.09	\$10.10	\$20,999	\$13.68	\$28,447	\$19.99	\$41,574	\$32	\$66,962	\$46	\$94,985
Construction	\$21.78	\$45,293	2.9	\$11.94	\$24,837	\$15.24	\$31,691	\$19.63	\$40,830	\$26	\$53,162	\$33	\$69,060
Information	\$22.54	\$46,873	7.19	\$9.03	\$18,781	\$12.90	\$26,831	\$18.99	\$39,497	\$30	\$62,821	\$37	\$76,780
Wholesale Trade	\$20.86	\$43,396	2.49	\$10.52	\$21,876	\$14.15	\$29,441	\$18.64	\$38,772	\$25	\$53,028	\$33	\$69,144
Finance and Insurance	\$23.71	\$49,325	4.19	\$10.47	\$21,773	\$12.99	\$27,021	\$17.50	\$36,404	\$28	\$58,604	\$43	\$88,877
Transportation and Warehousing	\$18.49	\$38,452	6.33	\$8.57	\$17,816	\$11.69	\$24,326	\$17.30	\$35,979	\$23	\$47,390	\$28	\$58,582
Health Care and Social Assistance	\$21.18	\$44,062	2.51	\$9.13	\$18,999	\$11.22	\$23,340	\$15.41	\$32,051	\$27	\$55,171	\$36	\$75,860
Manufacturing	\$18.46	\$38,387	4	\$9.57	\$19,913	\$11.32	\$23,549	\$15.33	\$31,891	\$22	\$44,817	\$31	\$64,029
Other Services (except Public Administration)	\$16.00	\$33,287	4.86	\$8.47	\$17,622	\$10.08	\$20,966	\$13.73	\$28,557	\$20	\$41,760	\$27	\$56,640
Administrative and Support and Waste Management and Remediation Services	\$15.67	\$32,588	3.54	\$9.28	\$19,299	\$11.22	\$23,329	\$13.68	\$28,451	\$17	\$35,937	\$24	\$49,070
Real Estate and Rental and Leasing	\$15.08	\$31,356	4.22	\$8.51	\$17,698	\$10.01	\$20,825	\$13.21	\$27,482	\$18	\$37,085	\$23	\$48,438
Retail Trade	\$14.32	\$29,781	2.15	\$8.14	\$16,933	\$9.19	\$19,125	\$11.15	\$23,191	\$15	\$32,008	\$23	\$48,671
Arts, Entertainment, and Recreation	\$12.56	\$26,131	3.18	\$8.08	\$16,805	\$9.03	\$18,784	\$10.89	\$22,644	\$15	\$31,023	\$18	\$38,044
Accommodation and Food Services	\$10.89	\$22,641	3.17	\$7.77	\$16,154	\$8.28	\$17,232	\$9.15	\$19,028	\$12	\$23,955	\$17	\$34,487



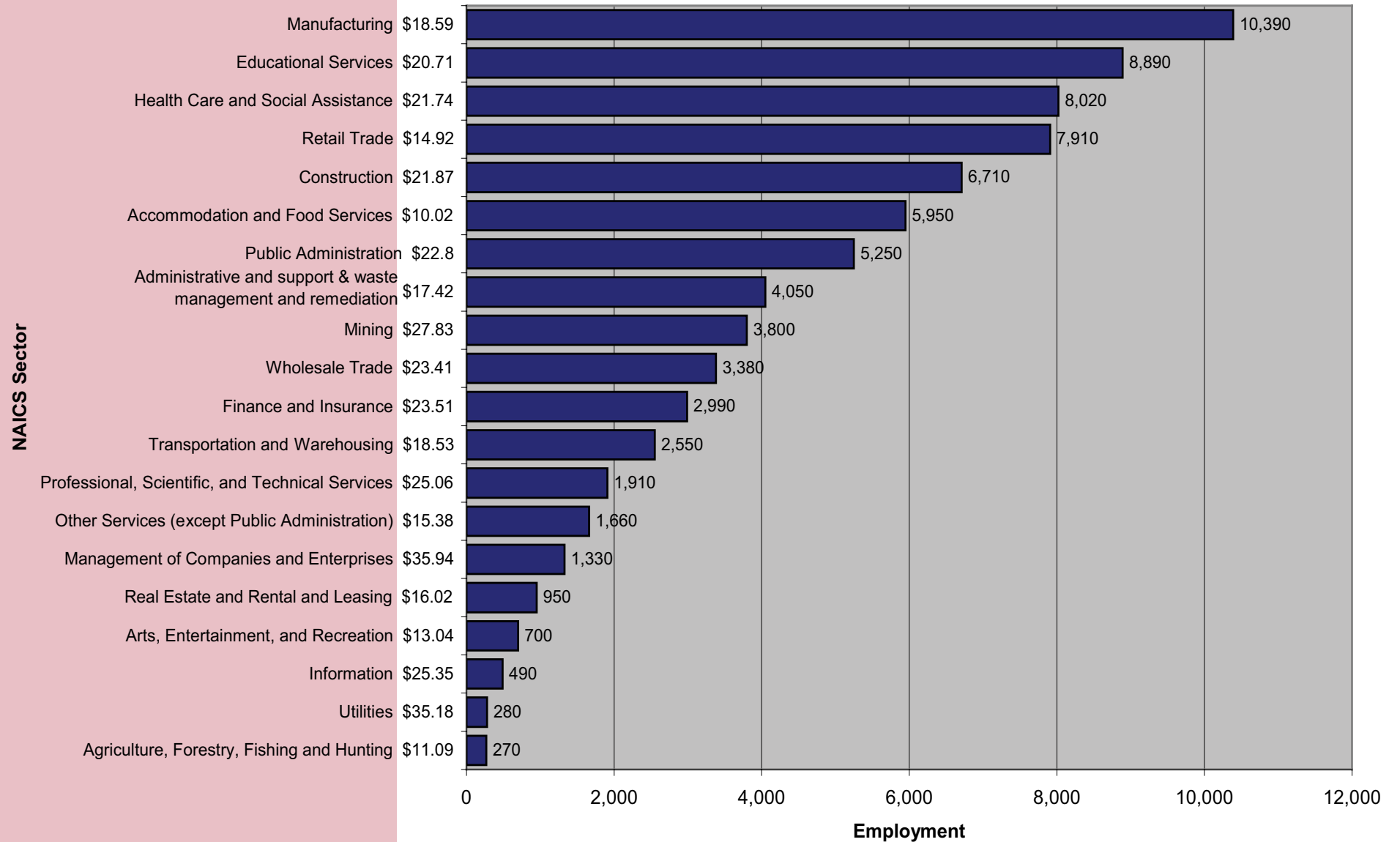
Weld

Greeley MSA

**Figure 10a. Employment Distribution and Average Hourly Wage in Major Occupational Groups (Greeley Metropolitan Statistical Area, May 2011)**

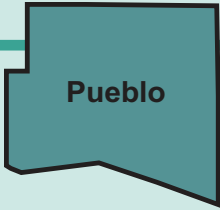


**Figure 10b. Employment Distribution and Average Hourly Wage in Major Industry Groups (Greeley Metropolitan Statistical Area, May 2011)**



**Table 17. Percentile Wages by Industry (Greeley MSA, May 2011)**

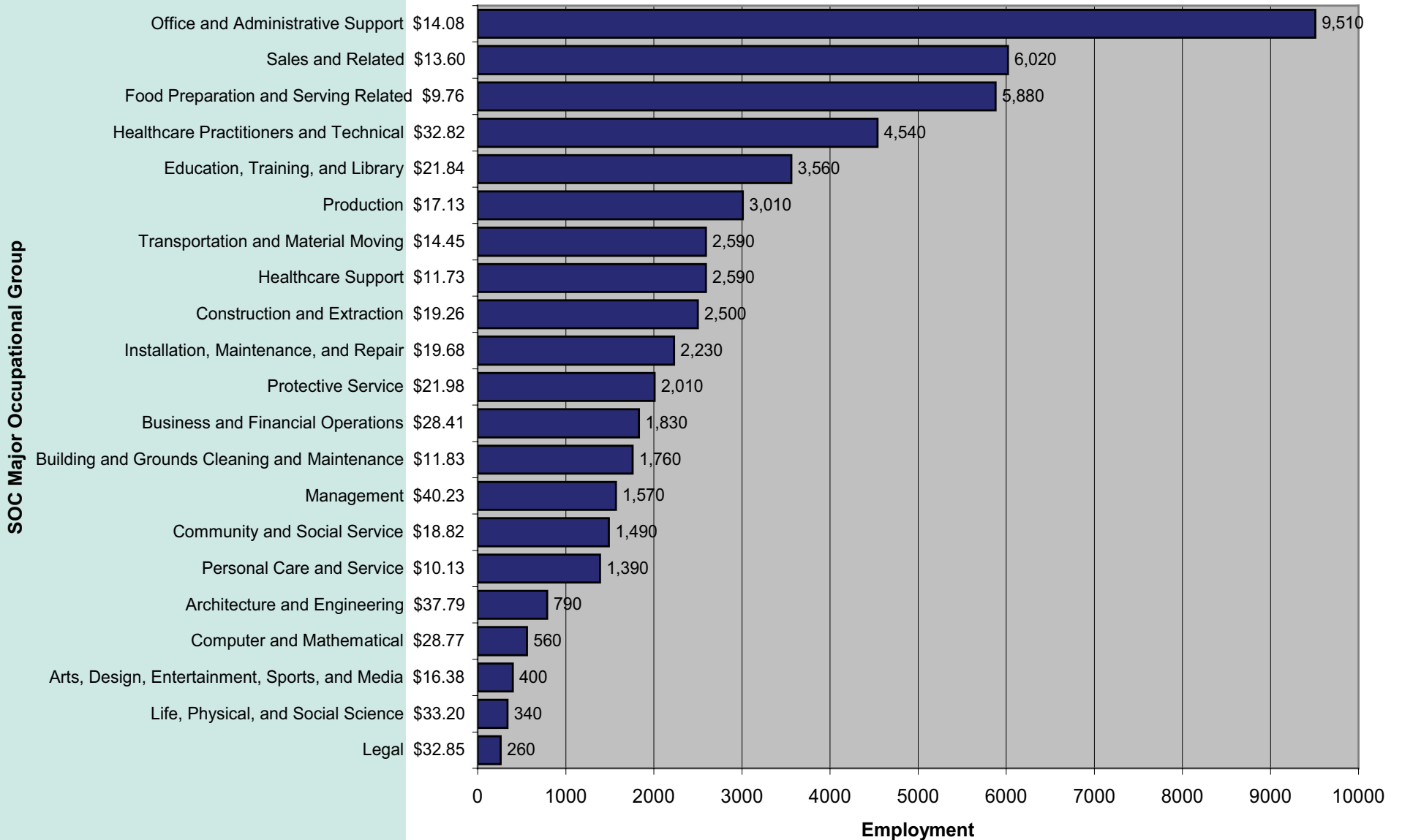
NAICS Sector	Average Hourly	Average Annual	PRSE*	10 <sup>th</sup> Percentile Hourly	10 <sup>th</sup> Percentile Annual	25 <sup>th</sup> Percentile Hourly	25 <sup>th</sup> Percentile Annual	Median Hourly	Median Annual	75 <sup>th</sup> Percentile Hourly	75 <sup>th</sup> Percentile Annual	90 <sup>th</sup> Percentile Hourly	90 <sup>th</sup> Percentile Annual
Management of Companies and Enterprises	\$35.94	\$74,761	7.12	\$13.80	\$28,706	\$20.57	\$42,783	\$32.61	\$67,833	\$47.19	\$98,161	\$61.78	\$128,509
Utilities	\$35.18	\$73,165	9.88	\$14.02	\$29,160	\$19.61	\$40,789	\$31.13	\$64,740	\$40.93	\$85,136	\$58.15	\$120,959
Information	\$25.35	\$52,720	10.08	\$8.65	\$17,992	\$13.22	\$27,504	\$23.41	\$48,684	\$32.75	\$68,119	\$37.03	\$77,028
Public Administration	\$22.80	\$47,419	1.78	\$10.22	\$21,268	\$15.55	\$32,339	\$21.01	\$43,693	\$28.41	\$59,085	\$36.23	\$75,364
Mining	\$27.83	\$57,896	6.8	\$12.00	\$24,953	\$15.18	\$31,570	\$20.33	\$42,280	\$32.12	\$66,812	\$53.54	\$111,362
Professional, Scientific, and Technical Services	\$25.06	\$52,121	4.92	\$9.96	\$20,721	\$13.01	\$27,058	\$19.25	\$40,042	\$33.09	\$68,837	\$49.68	\$103,341
Wholesale Trade	\$23.41	\$48,688	3.19	\$10.09	\$20,998	\$13.48	\$28,041	\$19.03	\$39,576	\$29.01	\$60,345	\$43.11	\$89,674
Finance and Insurance	\$23.51	\$48,896	5.22	\$10.79	\$22,437	\$13.79	\$28,679	\$18.80	\$39,111	\$27.26	\$56,710	\$40.66	\$84,583
Educational Services	\$20.71	\$43,077	0.63	\$9.29	\$19,313	\$12.61	\$26,218	\$18.64	\$38,770	\$26.59	\$55,302	\$35.04	\$72,883
Construction	\$21.87	\$45,483	3.95	\$11.82	\$24,577	\$14.30	\$29,736	\$18.43	\$38,330	\$26.58	\$55,283	\$36.14	\$75,169
Health Care and Social Assistance	\$21.74	\$45,227	3.76	\$9.70	\$20,171	\$11.83	\$24,604	\$17.24	\$35,867	\$27.75	\$57,715	\$37.04	\$77,039
Transportation and Warehousing	\$18.53	\$38,535	5.23	\$10.28	\$21,372	\$13.86	\$28,829	\$16.98	\$35,308	\$21.65	\$45,033	\$26.82	\$55,788
Manufacturing	\$18.59	\$38,675	9.53	\$9.16	\$19,047	\$11.03	\$22,932	\$15.23	\$31,684	\$21.46	\$44,632	\$33.83	\$70,357
Administrative and Support and Waste Management and Remediation Services	\$17.42	\$36,239	3.35	\$8.62	\$17,929	\$10.54	\$21,919	\$14.78	\$30,744	\$21.55	\$44,814	\$30.24	\$62,897
Real Estate and Rental and Leasing	\$16.02	\$33,322	5.13	\$8.38	\$17,435	\$10.16	\$21,129	\$13.99	\$29,094	\$18.70	\$38,887	\$27.69	\$57,586
Other Services (except Public Administration)	\$15.38	\$32,000	4.97	\$8.14	\$16,930	\$9.18	\$19,102	\$11.84	\$24,628	\$18.60	\$38,696	\$26.50	\$55,116
Retail Trade	\$14.92	\$31,029	2.79	\$8.07	\$16,779	\$9.03	\$18,792	\$11.35	\$23,614	\$16.78	\$34,895	\$24.73	\$51,433
Arts, Entertainment, and Recreation	\$13.04	\$27,115	6.46	\$7.89	\$16,419	\$8.55	\$17,793	\$10.38	\$21,589	\$15.34	\$31,914	\$21.40	\$44,505
Agriculture, Forestry, Fishing and Hunting	\$11.09	\$23,061	8.13	\$7.74	\$16,098	\$8.27	\$17,200	\$9.15	\$19,035	\$13.10	\$27,255	\$16.87	\$35,087
Accommodation and Food Services	\$10.02	\$20,852	2.4	\$7.70	\$16,024	\$8.13	\$16,911	\$8.84	\$18,390	\$10.24	\$21,307	\$13.72	\$28,548



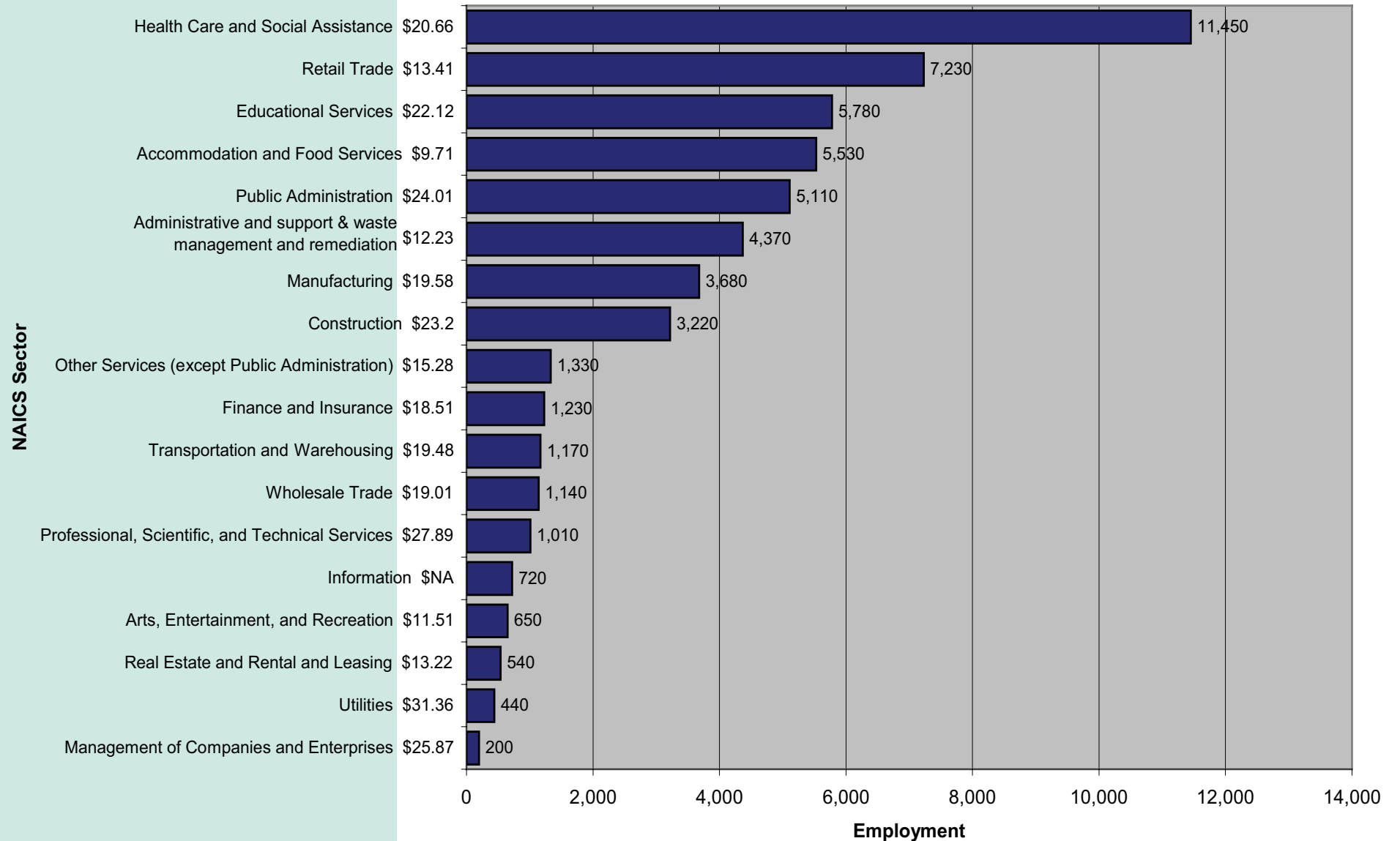
Pueblo

Pueblo MSA

**Figure 11a. Employment Distribution and Average Hourly Wage in Major Occupational Groups (Pueblo Metropolitan Statistical Area, May 2011)**



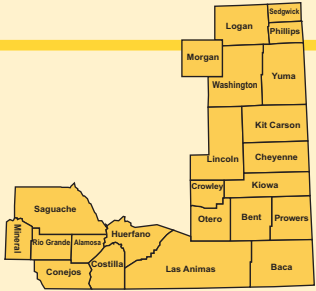
**Figure 11b. Employment Distribution and Average Hourly Wage in Major Industry Groups (Pueblo Metropolitan Statistical Area, May 2011)**



**Table 18. Percentile Wages by Industry (Pueblo MSA, May 2011)**

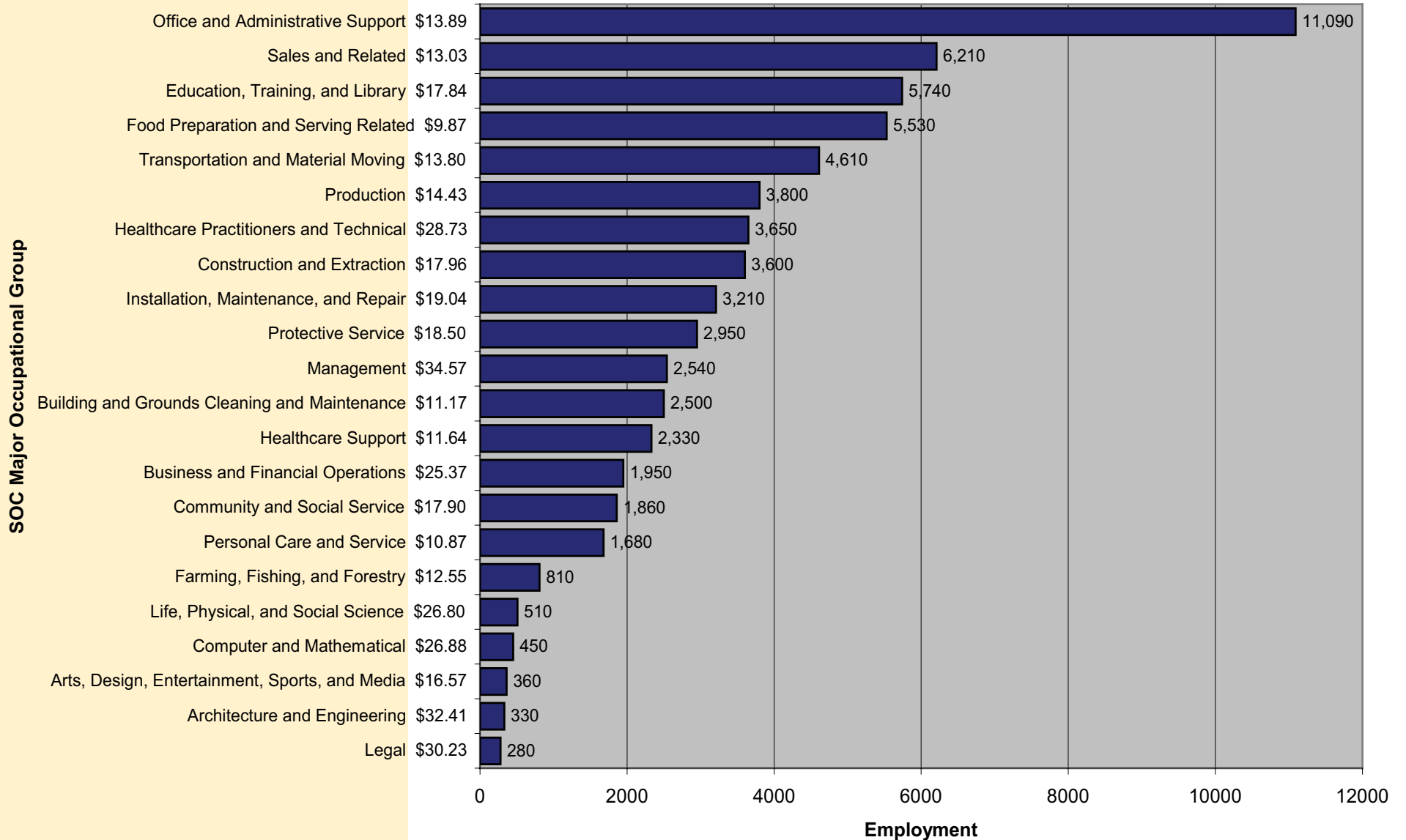
NAICS Sector	Average Hourly	Average Annual	PRSE*	10 <sup>th</sup> Percentile Hourly	10 <sup>th</sup> Percentile Annual	25 <sup>th</sup> Percentile Hourly	25 <sup>th</sup> Percentile Annual	Median Hourly	Median Annual	75 <sup>th</sup> Percentile Hourly	75 <sup>th</sup> Percentile Annual	90 <sup>th</sup> Percentile Hourly	90 <sup>th</sup> Percentile Annual
Utilities	\$31.36	\$65,221	3.47	\$19.33	\$40,202	\$25.09	\$52,185	\$31.25	\$65,002	\$36.96	\$76,887	\$43.98	\$91,479
Public Administration	\$24.01	\$49,936	1.75	\$13.28	\$27,624	\$17.20	\$35,786	\$21.84	\$45,427	\$29.30	\$60,934	\$37.07	\$77,097
Management of Companies and Enterprises	\$25.87	\$53,813	8.65	\$11.69	\$24,325	\$14.62	\$30,412	\$21.75	\$45,230	\$29.76	\$61,902	\$45.80	\$95,272
Professional, Scientific, and Technical Services	\$27.89	\$58,014	6.78	\$10.18	\$21,167	\$14.96	\$31,119	\$20.18	\$41,974	\$35.15	\$73,116	\$52.14	\$108,453
Educational Services	\$22.12	\$46,011	1.37	\$11.98	\$24,915	\$15.16	\$31,531	\$20.05	\$41,701	\$27.34	\$56,858	\$35.32	\$73,460
Construction	\$23.20	\$48,262	7.35	\$11.54	\$24,009	\$15.26	\$31,732	\$18.82	\$39,155	\$27.72	\$57,662	\$40.95	\$85,175
Manufacturing	\$19.58	\$40,719	4.46	\$10.31	\$21,438	\$13.45	\$27,979	\$17.75	\$36,927	\$22.18	\$46,127	\$31.11	\$64,705
Transportation and Warehousing	\$19.48	\$40,523	4.31	\$12.13	\$25,221	\$15.26	\$31,751	\$17.51	\$36,426	\$25.13	\$52,265	\$27.67	\$57,546
Wholesale Trade	\$19.01	\$39,532	3.21	\$9.04	\$18,806	\$11.37	\$23,660	\$15.97	\$33,225	\$22.06	\$45,885	\$32.96	\$68,553
Finance and Insurance	\$18.51	\$38,493	3.81	\$9.38	\$19,512	\$11.92	\$24,790	\$15.53	\$32,303	\$20.99	\$43,652	\$32.45	\$67,501
Health Care and Social Assistance	\$20.66	\$42,971	3.25	\$8.40	\$17,469	\$10.24	\$21,305	\$15.43	\$32,086	\$26.15	\$54,400	\$36.10	\$75,094
Other Services (except Public Administration)	\$15.28	\$31,781	4.47	\$8.15	\$16,951	\$9.24	\$19,225	\$12.78	\$26,591	\$18.32	\$38,104	\$25.52	\$53,088
Real Estate and Rental and Leasing	\$13.22	\$27,492	3.64	\$8.28	\$17,217	\$9.52	\$19,807	\$12.04	\$25,048	\$15.17	\$31,560	\$20.38	\$42,385
Retail Trade	\$13.41	\$27,886	2.16	\$7.96	\$16,548	\$8.75	\$18,204	\$10.74	\$22,336	\$14.95	\$31,095	\$20.70	\$43,053
Administrative and Support and Waste Management and Remediation Services	\$12.23	\$25,444	3.6	\$7.81	\$16,253	\$8.46	\$17,603	\$9.79	\$20,371	\$12.71	\$26,440	\$19.58	\$40,733
Arts, Entertainment, and Recreation	\$11.51	\$23,946	4.86	\$7.74	\$16,098	\$8.25	\$17,161	\$9.10	\$18,934	\$13.27	\$27,603	\$19.43	\$40,415
Accommodation and Food Services	\$9.71	\$20,194	2.35	\$7.70	\$16,017	\$8.10	\$16,839	\$8.75	\$18,208	\$9.47	\$19,688	\$13.53	\$28,144



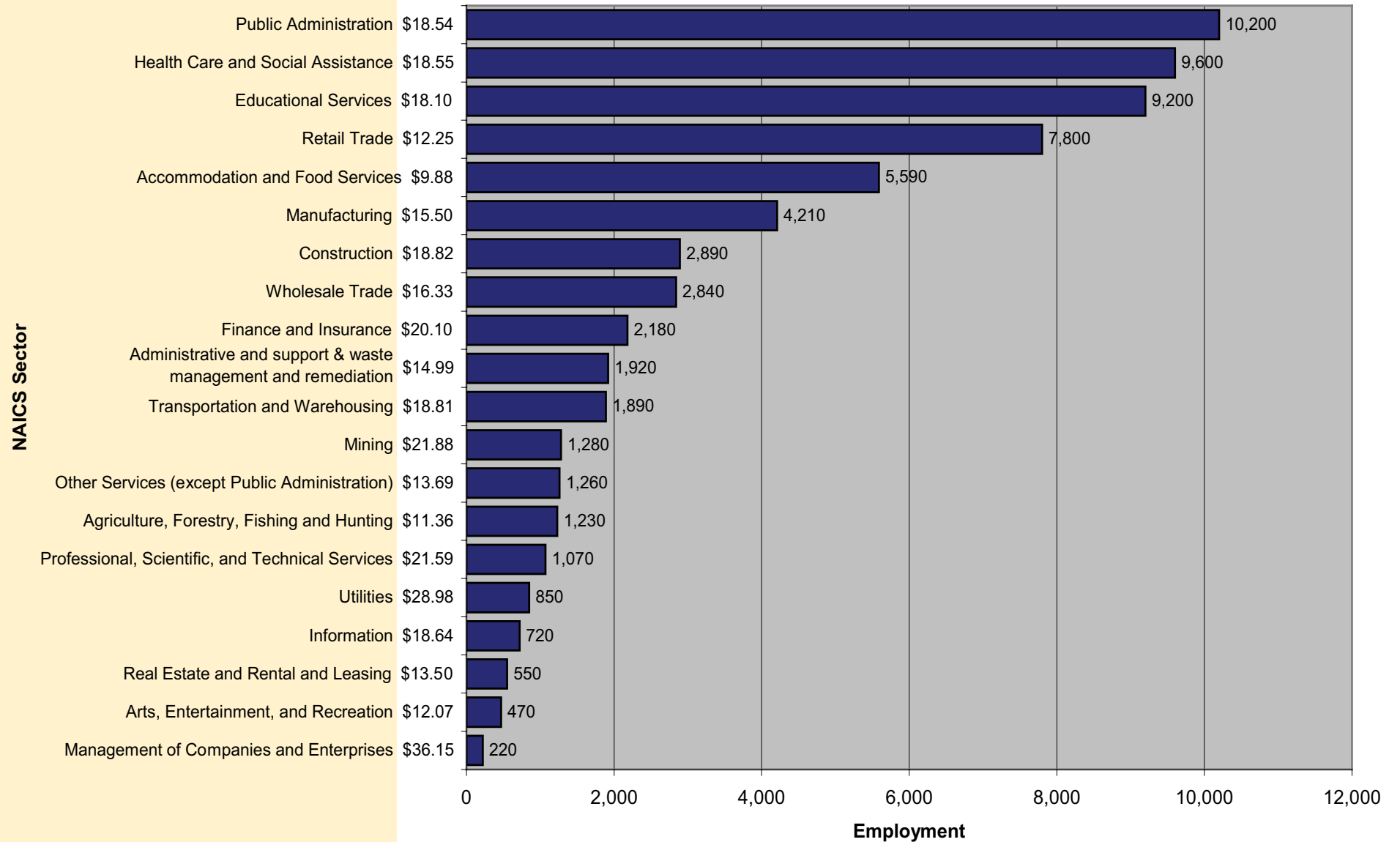


## Eastern & Southern

**Figure 12a. Employment Distribution and Average Hourly Wage in Major Occupational Groups (Eastern and Southern Colorado Balance of State Area, May 2011)**

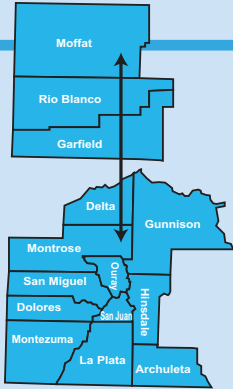


**Figure 12b. Employment Distribution and Average Hourly Wage in Major Industry Groups (Eastern and Southern Colorado Balance of State Area, May 2011)**



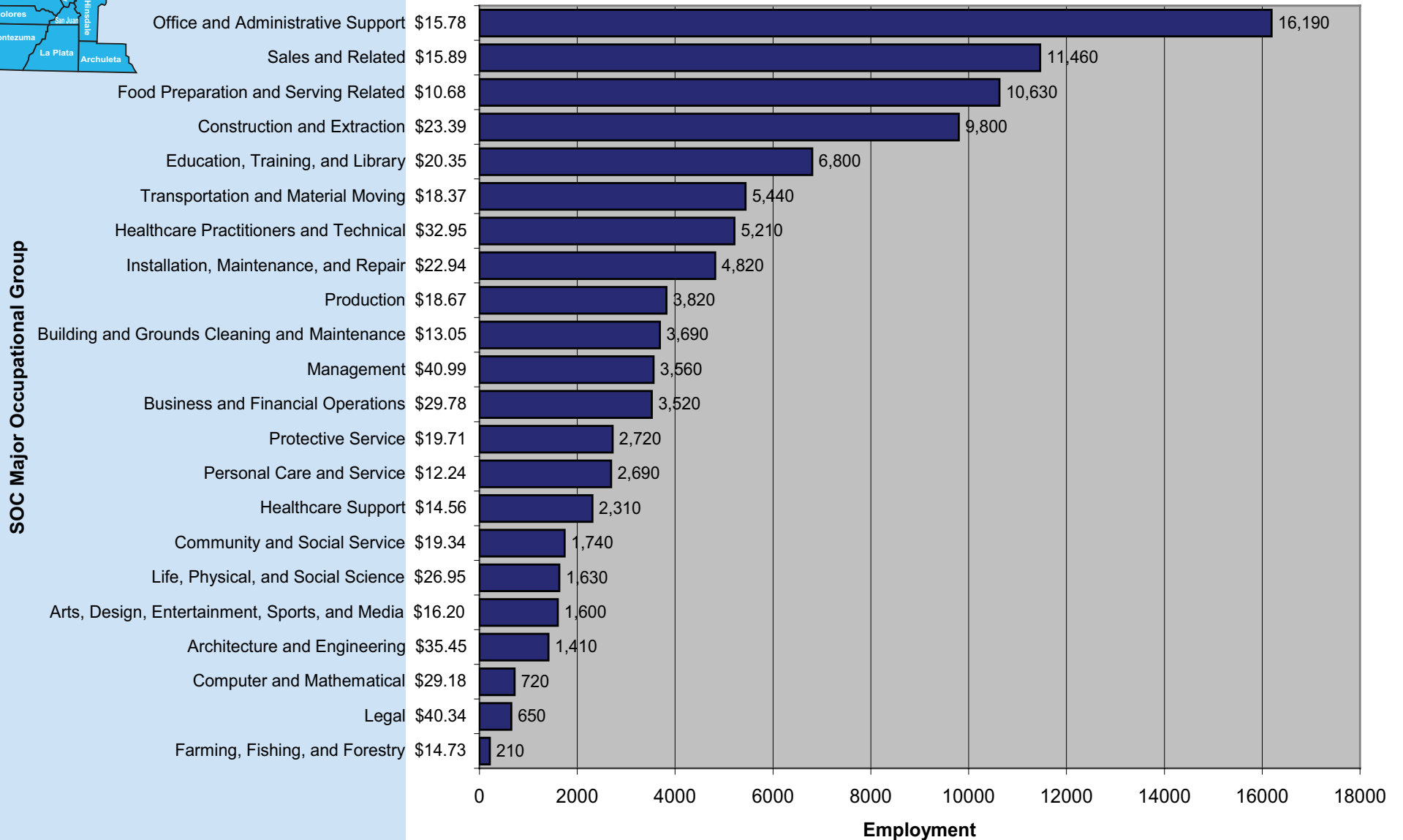
**Table 19. Percentile Wages by Industry (Eastern and Southern Colorado BOS Area, May 2011)**

NAICS Sector	Average Hourly	Average Annual	PRSE*	10 <sup>th</sup> Percentile Hourly	10 <sup>th</sup> Percentile Annual	25 <sup>th</sup> Percentile Hourly	25 <sup>th</sup> Percentile Annual	Median Hourly	Median Annual	75 <sup>th</sup> Percentile Hourly	75 <sup>th</sup> Percentile Annual	90 <sup>th</sup> Percentile Hourly	90 <sup>th</sup> Percentile Annual
Utilities	\$28.98	\$60,285	3.86	\$16.09	\$33,457	\$22.00	\$45,770	\$29.33	\$61,006	\$35.12	\$73,051	\$41.97	\$87,290
Management of Companies and Enterprises	\$36.15	\$75,186	27.53	\$11.02	\$22,920	\$14.33	\$29,798	\$22.27	\$46,321	\$50.34	\$104,713	\$78.80	\$163,907
Transportation and Warehousing	\$18.81	\$39,126	3.17	\$8.60	\$17,893	\$11.49	\$23,909	\$19.45	\$40,460	\$24.90	\$51,797	\$29.23	\$60,802
Mining	\$21.88	\$45,520	3.72	\$11.65	\$24,232	\$14.12	\$29,363	\$17.87	\$37,162	\$25.33	\$52,680	\$37.01	\$76,980
Public Administration	\$18.54	\$38,563	6.21	\$9.20	\$19,136	\$12.02	\$25,006	\$17.53	\$36,456	\$22.52	\$46,842	\$29.69	\$61,759
Professional, Scientific, and Technical Services	\$21.59	\$44,908	7.48	\$9.04	\$18,796	\$11.30	\$23,509	\$16.77	\$34,875	\$26.52	\$55,160	\$42.82	\$89,072
Educational Services	\$18.10	\$37,648	1.74	\$9.87	\$20,528	\$12.51	\$26,027	\$16.62	\$34,561	\$21.69	\$45,111	\$28.46	\$59,195
Construction	\$18.82	\$39,146	3.97	\$9.49	\$19,740	\$11.83	\$24,602	\$16.19	\$33,682	\$23.66	\$49,216	\$32.32	\$67,229
Finance and Insurance	\$20.10	\$41,807	3.18	\$9.94	\$20,678	\$11.99	\$24,938	\$15.60	\$32,440	\$22.87	\$47,566	\$38.25	\$79,553
Information	\$18.64	\$38,774	9.78	\$8.28	\$17,228	\$9.90	\$20,588	\$15.23	\$31,676	\$25.61	\$53,270	\$34.80	\$72,382
Wholesale Trade	\$16.33	\$33,969	3.49	\$8.33	\$17,335	\$9.87	\$20,533	\$13.47	\$28,017	\$19.01	\$39,542	\$28.06	\$58,369
Health Care and Social Assistance	\$18.55	\$38,583	1.93	\$8.51	\$17,696	\$10.08	\$20,966	\$13.45	\$27,983	\$22.05	\$45,856	\$33.79	\$70,279
Administrative and Support and Waste Management and Remediation Services	\$14.99	\$31,172	5.85	\$8.20	\$17,047	\$9.40	\$19,562	\$13.20	\$27,465	\$16.93	\$35,204	\$23.95	\$49,811
Manufacturing	\$15.50	\$32,242	6.06	\$8.74	\$18,174	\$10.33	\$21,489	\$12.93	\$26,891	\$17.40	\$36,195	\$25.17	\$52,355
Other Services (except Public Administration)	\$13.69	\$28,471	3.29	\$8.07	\$16,780	\$9.02	\$18,766	\$12.28	\$25,541	\$16.81	\$34,968	\$21.29	\$44,285
Real Estate and Rental and Leasing	\$13.50	\$28,079	5.57	\$7.96	\$16,550	\$8.74	\$18,182	\$11.70	\$24,340	\$16.01	\$33,302	\$22.86	\$47,544
Retail Trade	\$12.25	\$25,486	2.6	\$7.84	\$16,316	\$8.47	\$17,624	\$9.66	\$20,102	\$12.91	\$26,859	\$18.85	\$39,200
Arts, Entertainment, and Recreation	\$12.07	\$25,100	7.24	\$7.80	\$16,215	\$8.36	\$17,380	\$9.29	\$19,329	\$12.93	\$26,888	\$19.94	\$41,482
Agriculture, Forestry, Fishing and Hunting	\$11.36	\$23,624	4.52	\$7.71	\$16,035	\$8.13	\$16,913	\$8.83	\$18,374	\$10.88	\$22,627	\$20.21	\$42,042
Accommodation and Food Services	\$9.88	\$20,542	2.81	\$7.72	\$16,047	\$8.13	\$16,901	\$8.81	\$18,324	\$9.62	\$20,009	\$13.38	\$27,830

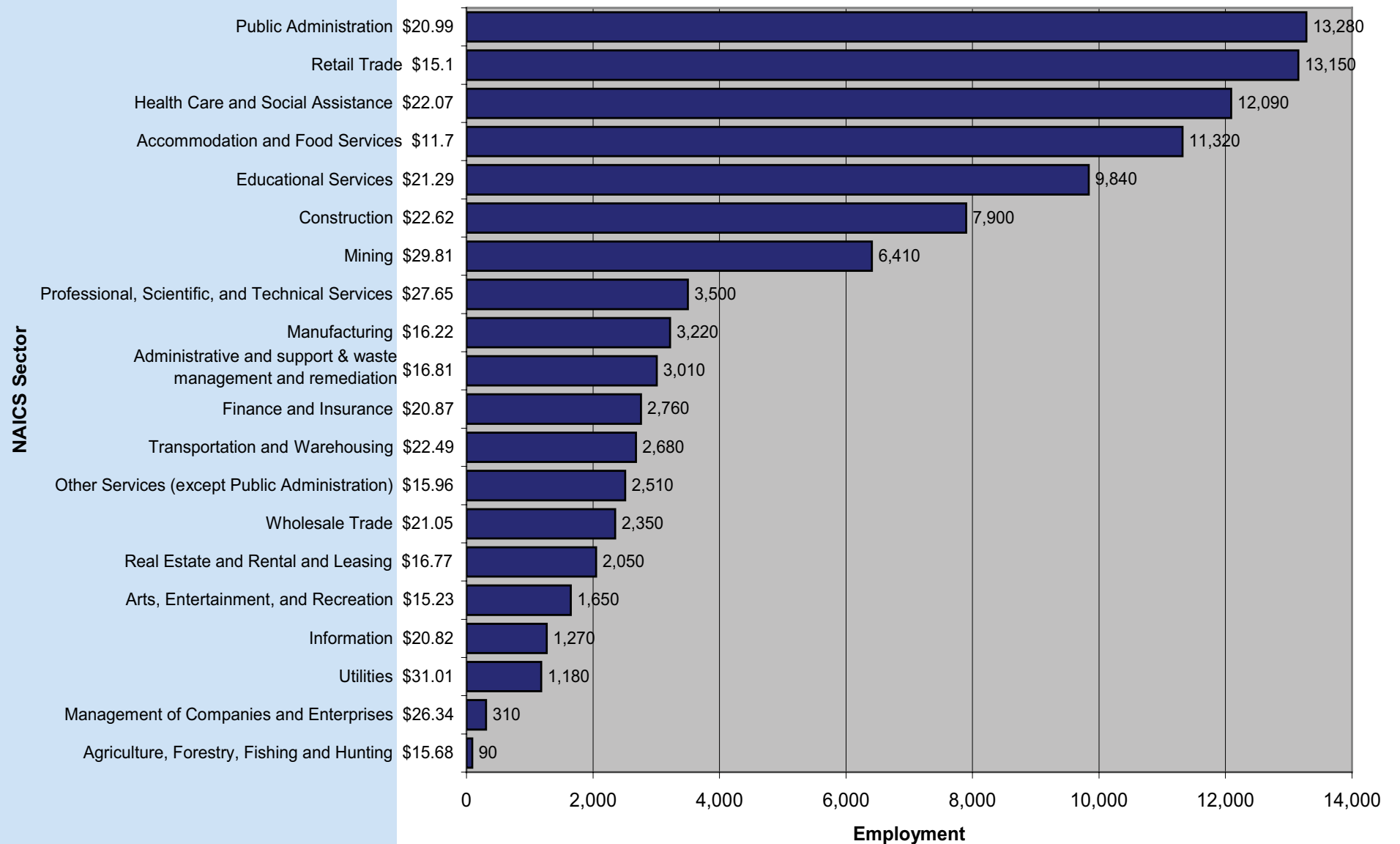


Western

**Figure 13a. Employment Distribution and Average Hourly Wage in Major Occupational Groups (Western Colorado Balance of State Area, May 2011)**



**Figure 13b. Employment Distribution and Average Hourly Wage in Major Industry Groups (Western Colorado Balance of State Area, May 2011)**



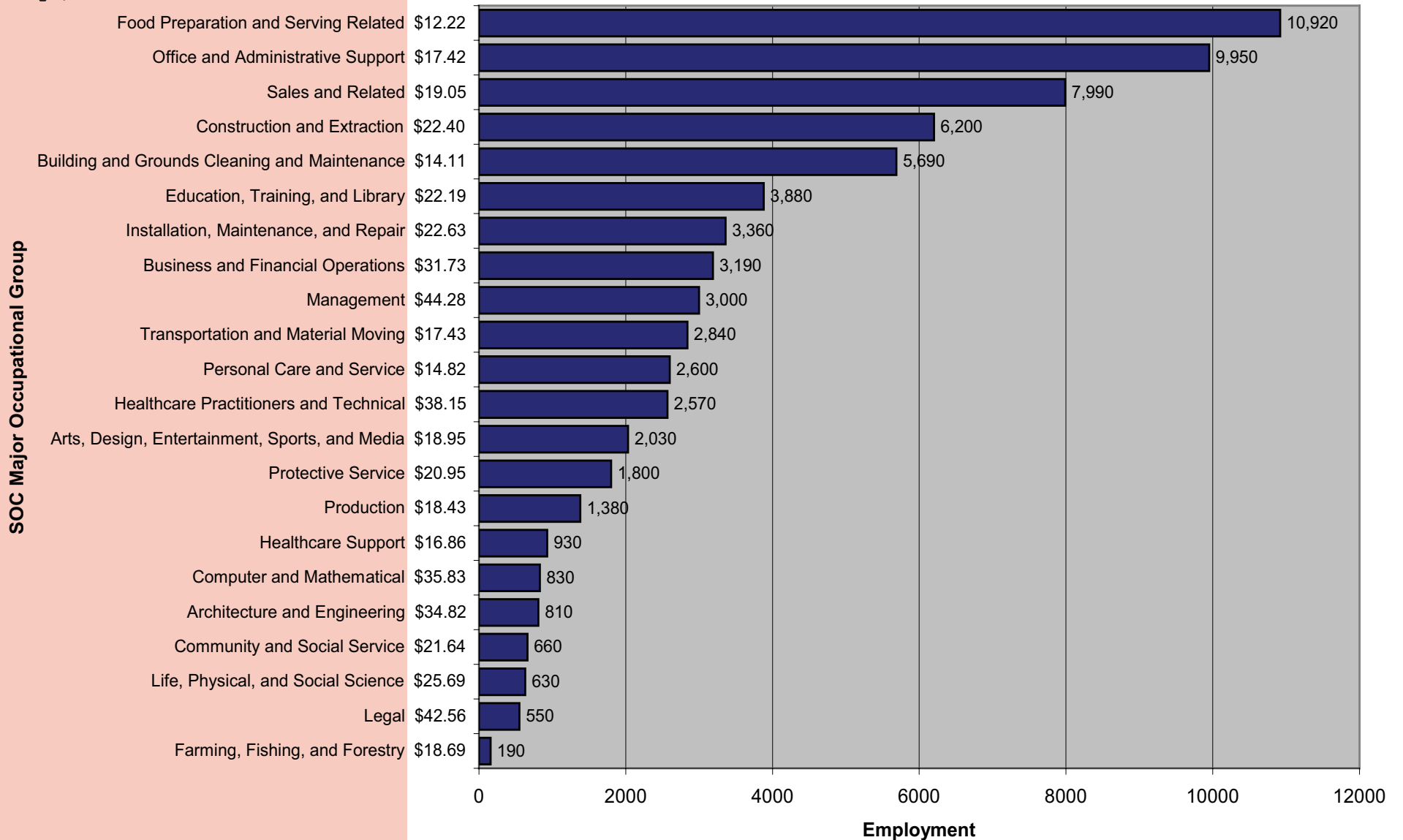
**Table 20. Percentile Wages by Industry (Western Colorado BOS Area, May 2011)**

NAICS Sector	Average Hourly	Average Annual	PRSE*	10 <sup>th</sup> Percentile Hourly	10 <sup>th</sup> Percentile Annual	25 <sup>th</sup> Percentile Hourly	25 <sup>th</sup> Percentile Annual	Median Hourly	Median Annual	75 <sup>th</sup> Percentile Hourly	75 <sup>th</sup> Percentile Annual	90 <sup>th</sup> Percentile Hourly	90 <sup>th</sup> Percentile Annual
Utilities	\$31.01	\$64,506	1.84	\$16.46	\$34,238	\$24.54	\$51,037	\$31.35	\$65,207	\$36.28	\$75,467	\$44.36	\$92,267
Mining	\$29.81	\$62,001	3.19	\$15.56	\$32,371	\$19.61	\$40,793	\$26.19	\$54,470	\$34.12	\$70,967	\$45.61	\$94,872
Professional, Scientific, and Technical Services	\$27.65	\$57,512	4.49	\$10.20	\$21,206	\$15.32	\$31,869	\$23.79	\$49,487	\$34.59	\$71,938	\$48.41	\$100,700
Management of Companies and Enterprises	\$26.34	\$54,794	6.46	\$12.60	\$26,218	\$16.88	\$35,118	\$23.71	\$49,316	\$32.40	\$67,391	\$41.74	\$86,812
Transportation and Warehousing	\$22.49	\$46,774	2.76	\$11.25	\$23,404	\$15.76	\$32,784	\$20.91	\$43,496	\$26.70	\$55,531	\$34.28	\$71,306
Construction	\$22.62	\$47,041	2.51	\$11.96	\$24,876	\$15.42	\$32,080	\$20.30	\$42,230	\$27.65	\$57,517	\$34.95	\$72,689
Educational Services	\$21.29	\$44,279	1.61	\$11.76	\$24,458	\$14.86	\$30,918	\$19.24	\$40,010	\$25.32	\$52,663	\$32.93	\$68,497
Public Administration	\$20.99	\$43,665	2.44	\$9.66	\$20,086	\$13.46	\$27,990	\$18.98	\$39,479	\$26.05	\$54,178	\$34.67	\$72,103
Wholesale Trade	\$21.05	\$43,792	3.25	\$10.45	\$21,726	\$14.00	\$29,119	\$17.78	\$36,975	\$23.85	\$49,602	\$32.61	\$67,832
Information	\$20.82	\$43,313	4.01	\$8.91	\$18,529	\$11.90	\$24,745	\$17.72	\$36,849	\$26.01	\$54,092	\$35.56	\$73,962
Health Care and Social Assistance	\$22.07	\$45,912	2.97	\$9.11	\$18,946	\$11.95	\$24,861	\$17.10	\$35,568	\$27.75	\$57,711	\$38.89	\$80,882
Finance and Insurance	\$20.87	\$43,404	3.34	\$10.50	\$21,849	\$12.49	\$25,972	\$16.42	\$34,160	\$23.08	\$48,012	\$37.25	\$77,472
Agriculture, Forestry, Fishing and Hunting	\$15.68	\$32,612	7.99	\$8.97	\$18,656	\$10.99	\$22,853	\$14.59	\$30,337	\$20.51	\$42,653	\$23.10	\$48,047
Manufacturing	\$16.22	\$33,734	3.05	\$8.92	\$18,545	\$10.77	\$22,408	\$14.36	\$29,871	\$18.63	\$38,752	\$25.78	\$53,631
Administrative and Support and Waste Management and Remediation Services	\$16.81	\$34,962	4.89	\$9.04	\$18,800	\$10.94	\$22,748	\$14.18	\$29,485	\$19.40	\$40,360	\$26.37	\$54,841
Real Estate and Rental and Leasing	\$16.77	\$34,876	4.48	\$8.50	\$17,686	\$10.34	\$21,515	\$14.08	\$29,286	\$19.10	\$39,724	\$27.71	\$57,644
Other Services (except Public Administration)	\$15.96	\$33,190	4.42	\$8.49	\$17,663	\$10.30	\$21,417	\$13.83	\$28,775	\$18.41	\$38,294	\$26.72	\$55,574
Retail Trade	\$15.10	\$31,399	4.36	\$8.50	\$17,689	\$10.04	\$20,876	\$12.83	\$26,689	\$17.00	\$35,363	\$23.46	\$48,804
Arts, Entertainment, and Recreation	\$15.23	\$31,687	5	\$8.30	\$17,259	\$9.68	\$20,139	\$12.20	\$25,367	\$17.48	\$36,363	\$24.84	\$51,671
Accommodation and Food Services	\$11.70	\$24,341	4	\$7.78	\$16,177	\$8.31	\$17,283	\$9.20	\$19,126	\$12.43	\$25,852	\$19.01	\$39,539

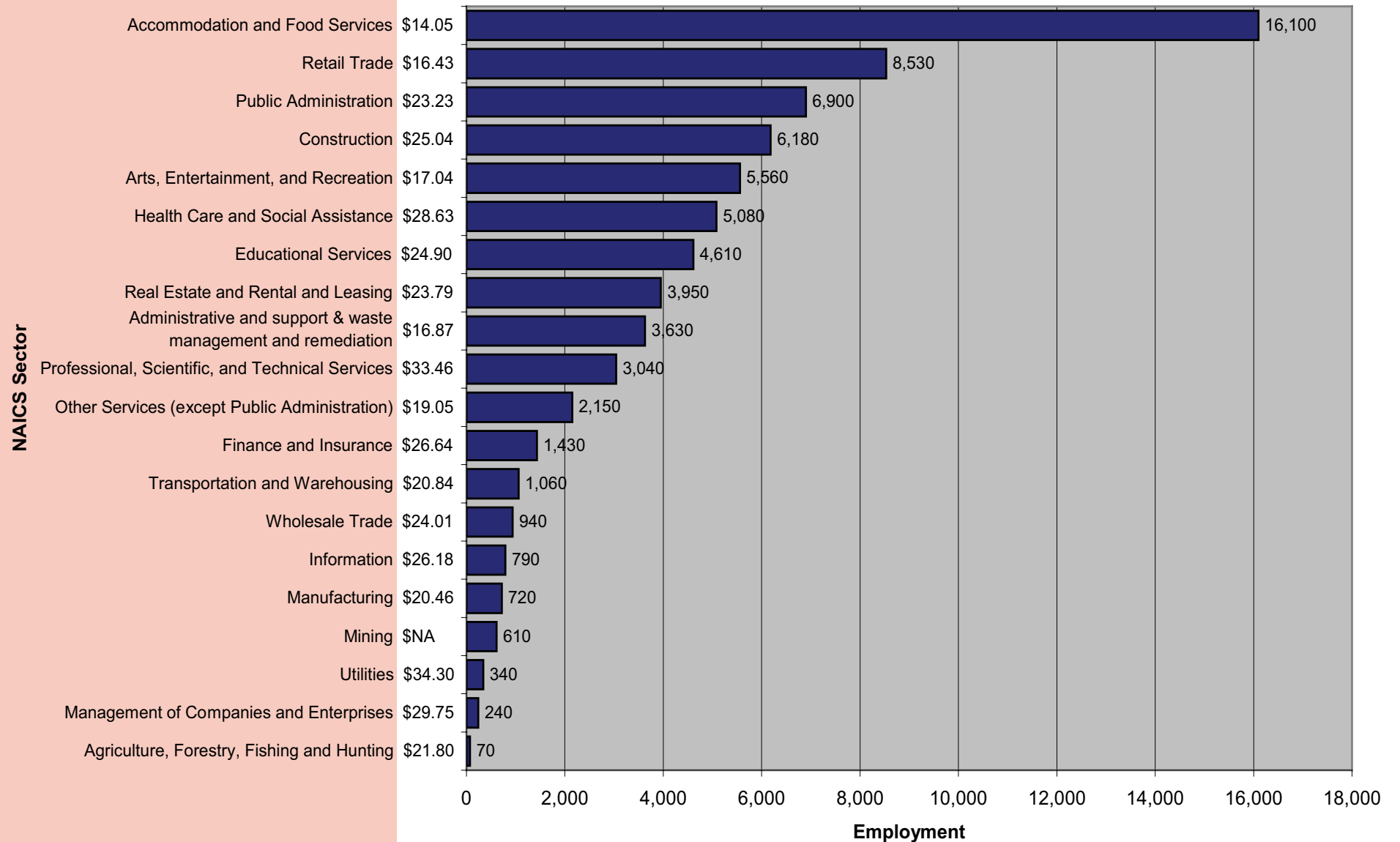


North Central

**Figure 14a. Employment Distribution and Average Hourly Wage in Major Occupational Groups (North Central Colorado Balance of State Area, May 2011)**

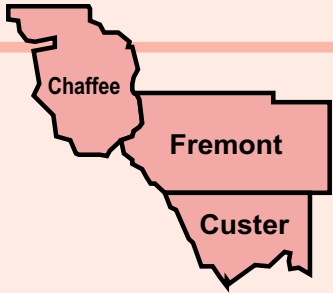


**Figure 14b. Employment Distribution and Average Hourly Wage in Major Industry Groups (North Central Colorado Balance of State Area, May 2011)**



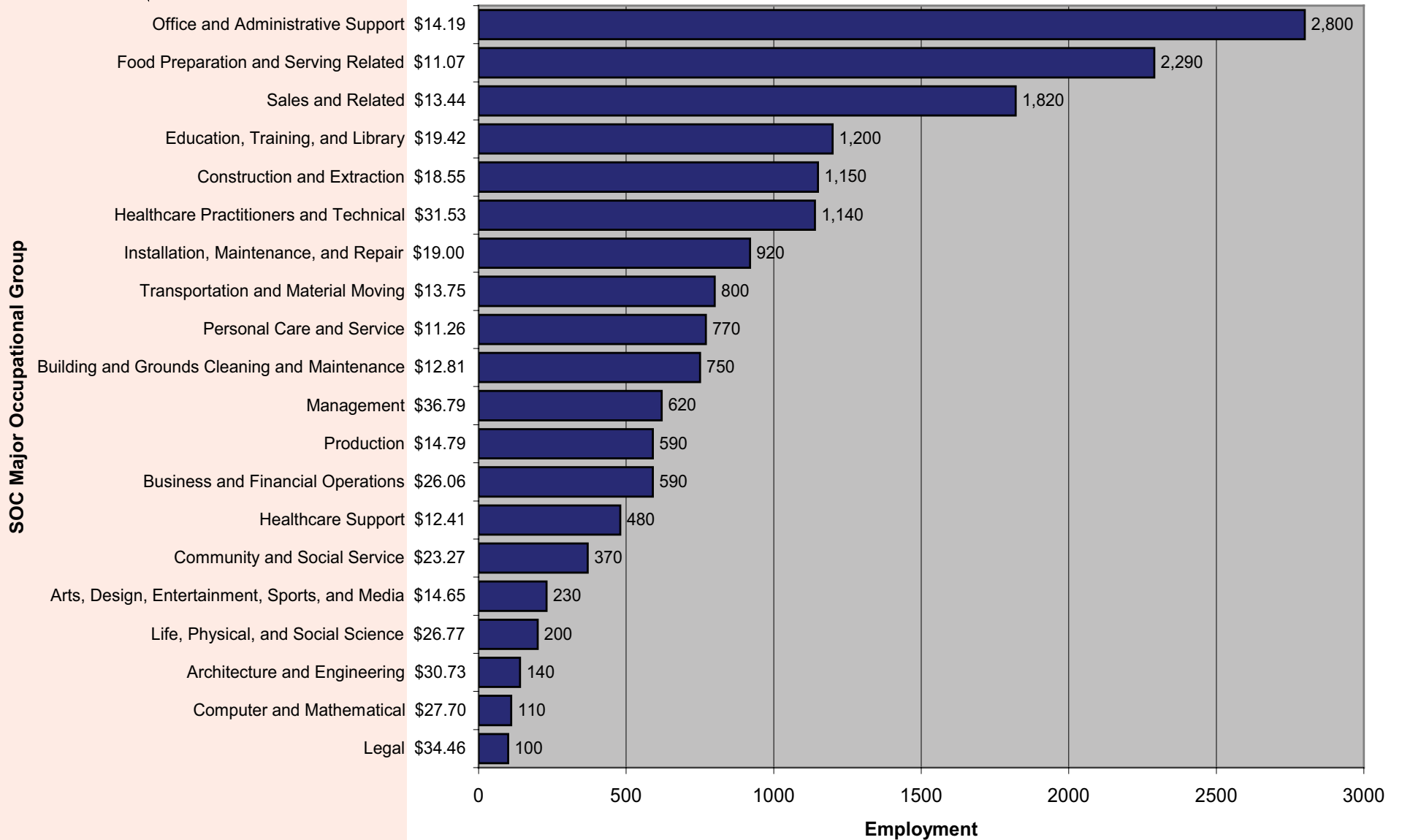




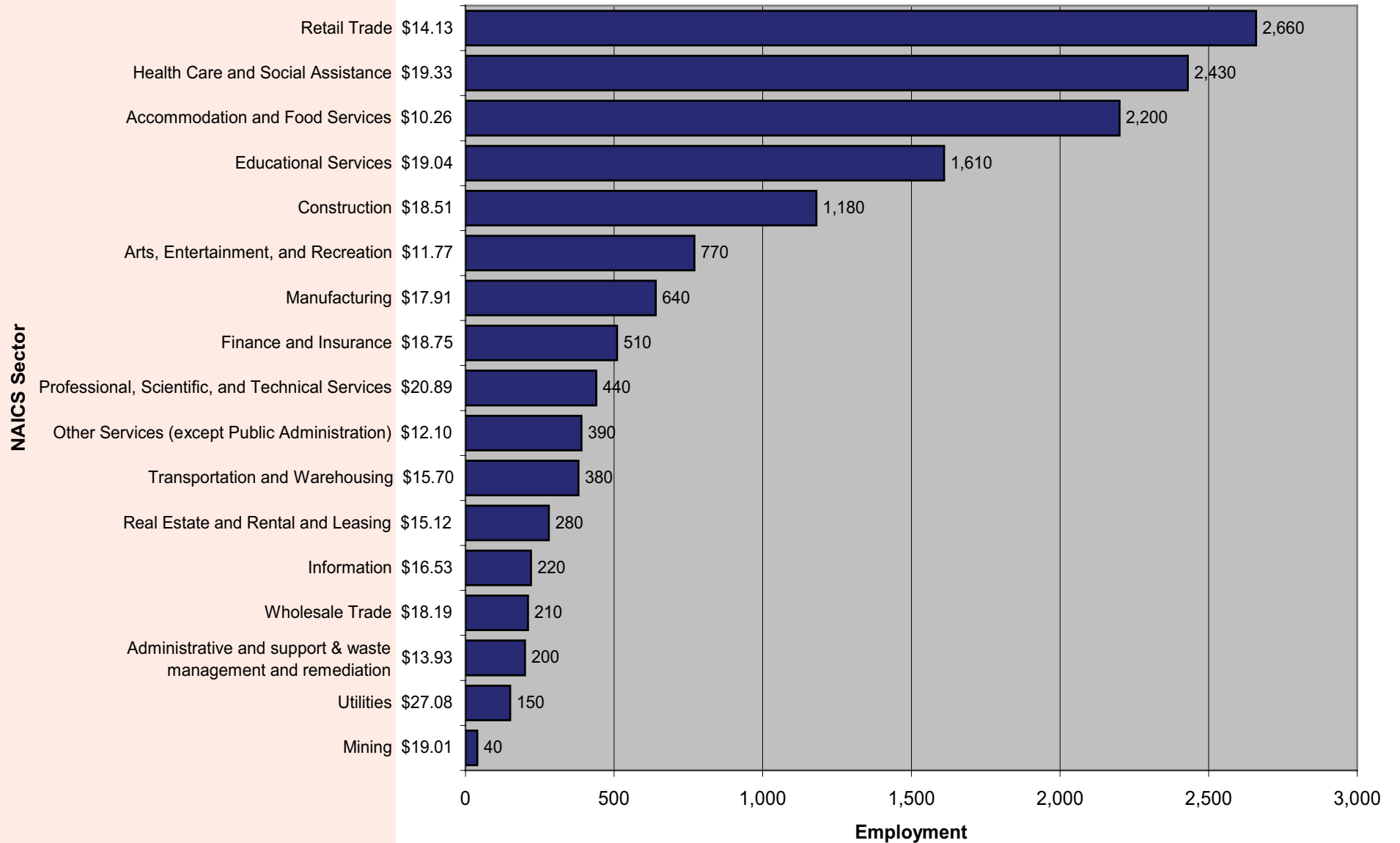


Central

**Figure 15a. Employment Distribution and Average Hourly Wage in Major Occupational Groups (Central Colorado Balance of State Area, May 2011)**



**Figure 15b. Employment Distribution and Average Hourly Wage in Major Industry Groups (Central Colorado Balance of State Area, May 2011)**



**Table 22. Percentile Wages by Industry (Central Colorado BOS Area, May 2011)**

NAICS Sector	Average Hourly	Average Annual	PRSE*	10 <sup>th</sup> Percentile Hourly	10 <sup>th</sup> Percentile Annual	25 <sup>th</sup> Percentile Hourly	25 <sup>th</sup> Percentile Annual	Median Hourly	Median Annual	75 <sup>th</sup> Percentile Hourly	75 <sup>th</sup> Percentile Annual	90 <sup>th</sup> Percentile Hourly	90 <sup>th</sup> Percentile Annual
Utilities	\$27.08	\$56,318	9.72	\$10.54	\$21,924	\$17.15	\$35,681	\$26.46	\$55,034	\$33.54	\$69,764	\$41.17	\$85,635
Educational Services	\$19.04	\$39,602	1.88	\$10.61	\$22,067	\$13.31	\$27,675	\$17.64	\$36,694	\$22.68	\$47,182	\$29.71	\$61,801
Mining	\$19.01	\$39,533	5.76	\$11.19	\$23,273	\$13.59	\$28,262	\$17.22	\$35,811	\$23.40	\$48,679	\$30.77	\$63,992
Construction	\$18.51	\$38,506	3.67	\$10.39	\$21,616	\$13.03	\$27,111	\$16.51	\$34,346	\$22.17	\$46,108	\$30.60	\$63,657
Manufacturing	\$17.91	\$37,259	4.3	\$9.28	\$19,312	\$12.07	\$25,096	\$15.37	\$31,965	\$21.78	\$45,292	\$28.22	\$58,705
Professional, Scientific, and Technical Services	\$20.89	\$43,458	8.14	\$9.06	\$18,838	\$11.86	\$24,660	\$14.83	\$30,851	\$24.48	\$50,912	\$40.19	\$83,598
Information	\$16.53	\$34,374	6.36	\$8.23	\$17,124	\$9.57	\$19,905	\$14.22	\$29,585	\$20.14	\$41,899	\$31.31	\$65,122
Finance and Insurance	\$18.75	\$38,999	5.78	\$9.91	\$20,610	\$11.99	\$24,942	\$14.04	\$29,211	\$20.14	\$41,882	\$33.74	\$70,171
Health Care and Social Assistance	\$19.33	\$40,213	6.68	\$8.38	\$17,422	\$9.90	\$20,591	\$13.50	\$28,075	\$24.71	\$51,395	\$34.34	\$71,436
Transportation and Warehousing	\$15.70	\$32,661	7.96	\$8.60	\$17,890	\$10.03	\$20,866	\$12.95	\$26,942	\$21.06	\$43,808	\$26.56	\$55,239
Wholesale Trade	\$18.19	\$37,833	20.71	\$8.58	\$17,853	\$10.12	\$21,048	\$12.58	\$26,157	\$16.99	\$35,339	\$27.51	\$57,216
Real Estate and Rental and Leasing	\$15.12	\$31,441	5.61	\$8.52	\$17,725	\$9.99	\$20,772	\$12.55	\$26,095	\$16.69	\$34,723	\$23.62	\$49,133
Administrative and Support and Waste Management and Remediation Services	\$13.93	\$28,985	4.63	\$8.68	\$18,049	\$9.98	\$20,767	\$11.84	\$24,636	\$16.47	\$34,266	\$23.09	\$48,030
Retail Trade	\$14.13	\$29,381	3.66	\$7.97	\$16,578	\$8.80	\$18,303	\$11.20	\$23,292	\$15.88	\$33,041	\$24.45	\$50,847
Arts, Entertainment, and Recreation	\$11.77	\$24,487	2.68	\$7.84	\$16,315	\$8.49	\$17,651	\$9.72	\$20,216	\$13.03	\$27,093	\$18.03	\$37,507
Other Services (except Public Administration)	\$12.10	\$25,165	5.14	\$7.80	\$16,216	\$8.36	\$17,393	\$9.31	\$19,368	\$13.56	\$28,208	\$20.96	\$43,588
Accommodation and Food Services	\$10.26	\$21,334	2.52	\$7.75	\$16,114	\$8.20	\$17,058	\$8.96	\$18,631	\$10.77	\$22,407	\$15.11	\$31,426

## Technical Notes and Methodology

The Occupational Employment Statistics (OES) survey is a semiannual mail survey measuring occupational employment and wage rates for wage and salary workers in nonfarm establishments in the United States. OES data available from BLS include cross-industry occupational employment and wage estimates for the nation; over 500 areas, including states and the District of Columbia, metropolitan statistical areas (MSAs), metropolitan divisions, nonmetropolitan areas, and territories; national industry-specific estimates at the NAICS sector, 3-, 4-, and selected 5-digit industry levels; and national estimates by ownership across all industries and for schools and hospitals.

The OES survey is a cooperative effort between BLS and the State Workforce Agencies. BLS funds the survey and provides the procedures and technical support, while the State Workforce Agencies (SWAs) collect most of the data. OES estimates are constructed from a sample of about 1.2 million establishments. Each year, forms are mailed to two semiannual panels of approximately 200,000 sampled establishments, one panel in May and the other in November. May 2011 estimates are based on responses from six semiannual panels collected over a 3-year period: May 2011, November 2010, May 2010, November 2009, May 2009, and November 2008. The overall national response rate for the six panels is 72.3 percent based on establishments and 73.3 percent based on employment. The unweighted employment of sampled establishments across all six semiannual panels represents approximately 62.2 percent of total national employment.

### The Occupational Coding System

The OES survey categorizes workers into nearly 800 detailed occupations based on the Office of Management and Budget's Standard Occupational Classification (SOC) system; together, these detailed occupations make up 22 of the 23 SOC major occupational groups. Major group 55, Military Specific Occupations, is not included. The major groups are as follows:

- Management occupations
- Business and financial operations occupations
- Computer and mathematical occupations
- Architecture and engineering occupations
- Life, physical, and social science occupations
- Community and social services occupations
- Legal occupations
- Education, training and library occupations
- Arts, design, entertainment, sports, and media occupations
- Healthcare practitioner and technical occupations
- Healthcare support occupations
- Protective service occupations
- Food preparation and serving related occupations
- Building and grounds cleaning and maintenance occupations
- Personal care and service occupations
- Sales and related occupations
- Office and administrative support occupations
- Farming, fishing, and forestry, occupations
- Construction, and extraction occupations
- Installation, maintenance, and repair occupations
- Production occupations
- Transportation and material moving occupations
- Military specific occupations (not surveyed in OES).

The May 2011 and May 2010 OES estimates are based in part on data collected using the 2010 SOC system. Previous estimates were based on the 2000 SOC.

Almost all the occupations in this release are 2010 SOC occupations; however, some are not. In these cases, an estimate for a temporary occupation was created from data reported for one or more occupations in the 2000 SOC combined with data reported for one or more 2010 SOC occupations. Some occupations have the same title as a 2010 SOC occupation, but not the same content. These occupations are marked with an asterisk (\*) and given a temporary code for the OES data. The May 2012 OES data will reflect the full set of detailed occupations in the 2010 SOC. For a list of all occupations, including 2010 SOC occupations, and how data collected on two structures were combined, see the OES Frequently Asked Questions online at [http://www.bls.gov/oes/oes\\_ques.htm#Ques41](http://www.bls.gov/oes/oes_ques.htm#Ques41).

For more information about the SOC system, please see the Bureau of Labor Statistics website at <http://www.bls.gov/soc/>.

### The Industry Coding System

The OES survey uses the 2007 North American Industry Classification System (NAICS). For more information about NAICS, see the BLS website at <http://www.bls.gov/bls/naics.htm>.

The OES survey excludes the majority of the agricultural sector, with the exception of logging (NAICS 113310), support activities for crop production (NAICS 1151), and support activities for animal production (NAICS 1152).

Private households (NAICS 814) also are excluded. OES federal government data include the U.S. Postal Service and the federal executive branch only. All other industries, including state and local government, are covered by the survey.

The OES survey covers all full- and part-time wage and salary workers in nonfarm industries. The survey does not include the self-employed, owners and partners in unincorporated firms, household workers, or unpaid family workers.

### Survey Sample

The OES survey draws its sample from state unemployment insurance (UI) files. Supplemental sources are used for rail transportation (NAICS 4821) and Guam because they do not report to the UI program. The OES survey sample is stratified by metropolitan and nonmetropolitan area, industry, and size.

To provide the most occupational coverage, larger employers are more likely to be selected than smaller employers. An annual census is taken of the executive branch of the federal government, the U.S. Postal Service, and state government.

### Concepts

Occupational employment is the estimate of total wage and salary employment in an occupation. The OES survey defines employment as the number of workers who can be classified as full- or part-time employees, including workers on paid vacations or other types of paid leave; workers on unpaid short-term absences; salaried officers, executives, and staff members

of incorporated firms; employees temporarily assigned to other units; and employees for whom the reporting unit is their permanent duty station, regardless of whether that unit prepares their paycheck.

Wages for the OES survey are straight-time, gross pay, exclusive of premium pay. Base rate; cost-of-living allowances; guaranteed pay; hazardous-duty pay; incentive pay, including commissions and production bonuses; and tips are included. Excluded are overtime pay, severance pay, shift differentials, non-production bonuses,

employer cost for supplementary benefits, and tuition reimbursements.

OES receives wage rate data for the federal government, the U.S. Postal Service, and some state governments. For the remaining establishments, the OES survey collects wage data in 12 intervals. The wage intervals used for the May 2011 estimates are as follows:

<i>Wage Intervals used for the May 2010 OES Survey</i>		
Interval	Hourly Wages	Annual Wages
Range A	Under \$9.25	Under \$19,240
Range B	\$9.25 to \$11.49	\$19,240 to \$23,919
Range C	\$11.50 to \$14.49	\$23,920 to \$30,159
Range D	\$14.50 to \$18.24	\$30,160 to \$37,959
Range E	\$18.25 to \$22.74	\$37,960 to \$47,319
Range F	\$22.75 to \$28.74	\$47,320 to \$59,799
Range G	\$28.75 to \$35.99	\$59,800 to \$74,879
Range H	\$36.00 to \$45.24	\$74,880 to \$94,119
Range I	\$45.25 to \$56.99	\$94,120 to \$118,559
Range J	\$57.00 to \$71.49	\$118,560 to \$148,719
Range K	\$71.50 to \$89.99	\$148,720 to \$187,199
Range L	\$90.00 and over	\$187,200 and over

For each occupation, respondents are asked to report the number of employees paid within specific wage intervals. The intervals are defined both as hourly rates and the corresponding annual rates, where the annual rate for an occupation is calculated by multiplying the hourly wage rate by a typical work year of 2,080 hours. The responding establishments are instructed to report the hourly rate for part-time workers, and to report annual rates for occupations that are typically paid at an annual rate but do not work 2,080 hours per year, such as teachers, pilots, and flight attendants. Other workers, such as some entertainment workers, are paid hourly rates, but generally do not work 40 hours per week, year round. For these workers, only an hourly wage is reported.

**Mean hourly wage.** The mean hourly wage rate for an occupation is the total wages that all workers in the occupation earn in an hour divided by the total employment of the occupation. To calculate the mean hourly wage of each occupation, total weighted hourly wages are summed across all intervals and divided by the occupation's weighted survey employment. The mean wage for each interval is based on occupational wage data collected by the BLS Office of Compensation and Working Conditions for the National Compensation Survey (NCS).

**Percentile wage.** The p-th percentile wage rate for an occupation is the wage where p percent of all workers earn that amount or less and where (100-p) percent of all workers earn that amount or more. This statistic is calculated by uniformly

distributing the workers inside each wage interval, ranking the workers from lowest paid to highest paid, and calculating the product of the total employment for the occupation and the desired percentile to determine the worker that earns the p-th percentile wage rate.

### Estimation methodology

The OES survey is designed to produce estimates by combining six panels of data collected over a 3-year period. Each OES panel includes approximately 200,000 establishments. The full six-panel sample of nearly 1.2 million establishments allows the production of estimates at detailed levels of geography, industry, and occupation.

**Wage Updating.** Significant reductions in sampling errors are obtained by combining six panels of data, particularly for small geographic areas and occupations. Wages for the current panel need no adjustment. However, wages in the five previous panels need to be updated to the current panel's reference period.

The OES program uses the BLS Employment Cost Index (ECI) to adjust survey data from prior panels before combining them with the current panel's data. The wage updating procedure adjusts each detailed occupation's wage rate, as measured in the earlier panel, according to the average movement of its broader occupational division.

**Imputation.** About 20 percent of establishments do not respond for a given panel. A "nearest neighbor" hot deck imputation procedure is used to impute missing occupational employment totals. A variant of mean imputation is used to impute missing wage distributions.

**Weighting and benchmarking.** The sampled establishments are weighted to represent all establishments for the reference period. Weights are further adjusted by the ratio of employment totals (the average of November 2009 and May 2010 employment) from the BLS Quarterly Census of Employment and Wages to employment totals from the OES survey.

**May 2010 OES survey estimates.** The May 2010 OES survey estimates are based on all data collected from establishments in the May 2010, November 2009, May 2009, November 2008, May 2008, and November 2007 semiannual samples.

**Reliability of the estimates.** Estimates calculated from a sample survey are subject to two types of error: sampling and nonsampling. Sampling error occurs when estimates are calculated from a subset (that is, a sample) of the population instead of the full population. When a sample of the population is surveyed, there is a chance that the sample estimate of the characteristic of interest may differ from the population value of that characteristic. Differences between the sample estimate and the population value will vary depending on the sample selected. This variability can be estimated by calculating

the standard error (SE) of the sample estimate. If we were to repeat the sampling and estimation process countless times using the same survey design, approximately 90 percent of the intervals created by adding and subtracting 1.645 SEs from the sample estimate would include the population value. These intervals are called 90-percent confidence intervals. The OES survey, however, usually uses the relative standard error (RSE) of a sample estimate instead of its SE to measure sampling error. RSE is defined as the SE of a sample estimate divided by the sample estimate itself. This statistic provides the user with a measure of the relative precision of the sample estimate. RSEs are calculated for both occupational employment and mean wage rate estimates. Occupational employment RSEs are calculated using a subsample, random group replication technique called the jackknife. Mean wage rate RSEs are calculated using a variance components model that accounts for both the observed and unobserved components of the wage data. The variances of the unobserved components are estimated using wage data from the BLS National Compensation Survey. In general, estimates based on many establishments have lower RSEs than estimates based on few establishments. If the distributional assumptions of the models are violated, the resulting confidence intervals may not reflect the prescribed level of confidence.

Nonsampling error occurs for a variety of reasons, none of which are directly connected to sampling. Examples of nonsampling error include: nonresponse, data incorrectly reported

by the respondent, errors in the administrative data used to create the sampling frame, mistakes made in entering collected data into the database, and mistakes made in editing and processing the collected data. Every attempt is made to minimize nonsampling error through survey methods

such as data editing, imputation methods, and benchmarking of data to current employment totals.

---

## Definitions

### Covered Employment

Employment covered by state unemployment insurance laws or, for federal workers, covered by the Unemployment Compensation for Federal Employees program.

### Establishment

A business, usually at a particular physical location, that engages in one or more types of economic activity; for example, a factory, mine, store, or office. Generally a single establishment produces a single good or provides a single service. An enterprise (a private firm, government, or non-profit organization) could consist of a single establishment or multiple establishments. A multi-establishment enterprise could have all its establishments in one industry (ie, a chain), or could have various establishments in different industries (ie, a conglomerate). Some establishments, such as construction firms, may have a small fixed base but perform the bulk of their economic activity at various jobsites.

### Mid-Range

The mid-range is the range between the 25th and 75th percentiles; ie, the middle 50% of the observations in a wage distribution. One way to interpret a mid-range is to observe that 25 percent of workers in the occupation are paid less than the lower boundary of the mid-range and 25 percent of workers are paid more than the upper boundary.

### Occupation

A set of activities or tasks employees are paid to perform. Employees that perform essentially the same tasks are in the same occupation, whether or not they are in the same industry. Some occupations are concentrated in a few particular industries; other occupations are found in the majority of industries.



## Colorado Regions: Metropolitan Statistical Areas (MSAs) and Balance of State (BOS) Areas

Area Code	County Code	County Name	Area Code	County Code	County Name	Area Code	County Code	County Name
<b>Boulder MSA</b>			<b>Eastern &amp; Southern Colorado BOS Area</b>			<b>Western Colorado BOS Area</b>		
14500	013	BOULDER	00001	003	ALAMOSA	00002	007	ARCHULETA
<b>Colorado Springs MSA</b>			00001	009	BACA	00002	029	DELTA
17820	041	EL PASO	00001	011	BENT	00002	033	DOLORES
17820	119	TELLER	00001	017	CHEYENNE	00002	045	GARFIELD
<b>Denver-Aurora MSA</b>			00001	021	CONEJOS	00002	051	GUNNISON
19740	001	ADAMS	00001	023	COSTILLA	00002	053	HINSDALE
19740	005	ARAPAHOE	00001	025	CROWLEY	00002	067	LA PLATA
19740	014	BROOMFIELD	00001	055	HUERFANO	00002	081	MOFFAT
19740	019	CLEAR CREEK	00001	061	KIOWA	00002	083	MONTEZUMA
19740	031	DENVER	00001	063	KIT CARSON	00002	085	MONTROSE
19740	035	DOUGLAS	00001	071	LAS ANIMAS	00002	091	OURAY
19740	039	ELBERT	00001	073	LINCOLN	00002	103	RIO BLANCO
19740	047	GILPIN	00001	075	LOGAN	00002	111	SAN JUAN
19740	059	JEFFERSON	00001	077	MINERAL	00002	113	SAN MIGUEL
19740	093	PARK	00001	087	MORGAN	<b>North Central Colorado BOS Area</b>		
<b>Fort Collins-Loveland MSA</b>			00001	089	OTERO	00003	037	EAGLE
22660	069	LARIMER	00001	095	PHILLIPS	00003	049	GRAND
<b>Grand Junction MSA</b>			00001	099	PROWERS	00003	057	JACKSON
24300	077	MESA	00001	099	PROWERS	00003	065	LAKE
<b>Greeley MSA</b>			00001	105	RIO GRANDE	00003	097	PITKIN
24540	123	WELD	00001	109	SAGUACHE	00003	107	ROUTT
<b>Pueblo MSA</b>			00001	115	SEDGWICK	00003	117	SUMMIT
39380	101	PUEBLO	00001	121	WASHINGTON	<b>Central Colorado BOS Area</b>		
			00001	125	YUMA	00004	015	CHAFFEE
						00004	027	CUSTER
						00004	043	FREMONT

Occupational Code	Occupational Title	Employment Estimate	Employment Percentage Relative Standard Error	Average Hourly Wage	Average Annual Wage	Wage Percentage Relative Standard Error	10th Percentile (Hourly)	25th Percentile (Hourly)	50th Percentile (Hourly)	75th Percentile (Hourly)	90th Percentile (Hourly)	10th Percentile (Annual)	25th Percentile (Annual)	50th Percentile (Annual)	75th Percentile (Annual)	90th Percentile (Annual)
00-0000	All Occupations	2,179,060	0.39	\$22.85	\$47,522	0.50	\$8.78	\$11.54	\$17.82	\$28.30	\$42.85	\$18,272	\$24,002	\$37,068	\$58,867	\$89,135
11-0000	Management Occupations	92,990	1.18	\$53.47	\$111,216	0.60	\$24.46	\$33.71	\$47.26	\$65.95		\$50,878	\$70,127	\$98,311	\$137,177	
11-1011	Chief Executives	1,210	14.95	\$80.69	\$167,834	4.43	\$37.87	\$51.14	\$69.43			\$78,762	\$106,366	\$144,424		
11-1021	General and Operations Managers	40,820	1.55	\$57.00	\$118,567	0.93	\$24.71	\$32.97	\$47.70	\$71.62		\$51,407	\$68,576	\$99,206	\$148,961	
11-1031	Legislators	740	10.03	\$21.87	\$45,483	6.49	\$7.92	\$8.63	\$13.38	\$28.80	\$43.06	\$16,474	\$17,953	\$27,821	\$59,896	\$89,572
11-2011	Advertising and Promotions Managers	310	20.01	\$59.57	\$123,901	14.68	\$25.89	\$38.67	\$52.20	\$76.94		\$53,843	\$80,435	\$108,577	\$160,034	
11-2021	Marketing Managers	2,000	5.50	\$60.87	\$126,616	1.62	\$29.64	\$42.45	\$57.24	\$74.54		\$61,646	\$88,294	\$119,063	\$155,049	
11-2022	Sales Managers	3,530	4.02	\$59.67	\$124,120	1.74	\$27.54	\$37.66	\$54.79	\$73.82		\$57,292	\$78,341	\$113,971	\$153,541	
11-2031	Public Relations and Fundraising Managers	610	5.14	\$54.90	\$114,192	2.07	\$30.23	\$39.54	\$49.09	\$66.54	\$86.42	\$62,881	\$82,252	\$102,111	\$138,394	\$179,749
11-3011	Administrative Services Managers	2,110	3.69	\$44.14	\$91,807	1.56	\$23.51	\$30.30	\$40.84	\$53.12	\$69.11	\$48,899	\$63,034	\$84,946	\$110,488	\$143,752
11-3021	Computer and Information Systems Managers	4,960	4.32	\$61.40	\$127,709	1.33	\$38.83	\$48.38	\$58.80	\$71.17	\$86.97	\$80,763	\$100,625	\$122,311	\$148,041	\$180,889
11-3031	Financial Managers	4,450	4.17	\$61.98	\$128,924	1.71	\$33.10	\$43.90	\$56.84	\$73.13		\$68,852	\$91,309	\$118,219	\$152,106	
11-3051	Industrial Production Managers	1,090	6.59	\$48.52	\$100,917	1.86	\$30.13	\$37.48	\$46.26	\$56.15	\$69.63	\$62,680	\$77,962	\$96,211	\$116,801	\$144,841
11-3061	Purchasing Managers	630	4.81	\$55.51	\$115,467	1.84	\$36.47	\$43.76	\$54.87	\$64.86	\$74.17	\$75,852	\$91,022	\$114,133	\$134,901	\$154,269
11-3071	Transportation, Storage, and Distribution Managers	1,090	5.51	\$45.64	\$94,928	1.82	\$28.25	\$33.63	\$42.69	\$54.34	\$67.44	\$58,753	\$69,950	\$88,805	\$113,029	\$140,266
11-3111	Compensation and Benefits Managers	200	7.25	\$51.55	\$107,231	2.89	\$29.21	\$37.74	\$49.38	\$61.94	\$77.64	\$60,765	\$78,495	\$102,702	\$128,838	\$161,494
11-3121	Human Resources Managers	980	4.56	\$56.86	\$118,270	2.13	\$31.49	\$41.31	\$52.76	\$66.78	\$87.30	\$65,503	\$85,915	\$109,743	\$138,898	\$181,587
11-3131	Training and Development Managers	340	5.38	\$48.60	\$101,092	3.13	\$29.53	\$35.47	\$43.98	\$56.42	\$70.36	\$61,425	\$73,769	\$91,482	\$117,345	\$146,348
11-9021	Construction Managers	2,600	8.57	\$44.75	\$93,087	2.38	\$27.72	\$35.02	\$42.79	\$53.91	\$66.61	\$57,656	\$72,844	\$89,005	\$112,126	\$138,549
11-9031	Education Administrators, Preschool and Childcare Center/Program	610	21.59	\$20.13	\$41,869	2.73	\$14.33	\$16.49	\$19.37	\$22.29	\$27.41	\$29,806	\$34,304	\$40,293	\$46,354	\$57,008
11-9032	Education Administrators, Elementary and Secondary School	3,890	1.68		\$81,213	1.10						\$58,105	\$69,822	\$82,704	\$93,384	\$108,147
11-9033	Education Administrators, Postsecondary	1,840	8.03	\$45.21	\$94,027	4.28	\$22.61	\$29.38	\$39.30	\$55.24	\$77.09	\$47,032	\$61,100	\$81,743	\$114,900	\$160,351
11-9039	Education Administrators, All Other	470	5.16	\$43.00	\$89,441	2.02	\$26.99	\$33.85	\$42.23	\$51.14	\$60.80	\$56,135	\$70,410	\$87,840	\$106,370	\$126,460
11-9041	Architectural and Engineering Managers	2,980	7.50	\$64.72	\$134,614	1.94	\$40.83	\$51.47	\$62.76	\$73.83	\$89.48	\$84,935	\$107,049	\$130,533	\$153,574	\$186,114
11-9051	Food Service Managers	1,970	10.22	\$25.58	\$53,198	2.13	\$17.10	\$20.21	\$23.95	\$28.77	\$37.29	\$35,573	\$42,040	\$49,824	\$59,832	\$77,566
11-9071	Gaming Managers	60	27.28	\$31.10	\$64,692	7.89	\$19.32	\$21.67	\$26.24	\$34.59	\$48.77	\$40,196	\$45,070	\$54,574	\$71,949	\$101,437
11-9081	Lodging Managers	450	16.24	\$28.76	\$59,818	5.54	\$16.71	\$20.08	\$25.14	\$33.56	\$46.12	\$34,750	\$41,761	\$52,295	\$69,795	\$95,933
11-9111	Medical and Health Services Managers	3,110	3.81	\$47.80	\$99,421	1.69	\$28.09	\$35.74	\$44.85	\$56.53	\$70.56	\$58,427	\$74,331	\$93,290	\$117,584	\$146,756
11-9121	Natural Sciences Managers	1,120	8.42	\$61.73	\$128,389	2.05	\$42.21	\$49.26	\$58.88	\$73.41	\$84.64	\$87,800	\$102,455	\$122,480	\$152,692	\$176,060
11-9131	Postmasters and Mail Superintendents	370	0.01	\$28.69	\$59,676	0.50	\$15.33	\$24.88	\$27.32	\$34.73	\$40.81	\$31,882	\$51,740	\$56,820	\$72,238	\$84,889
11-9141	Property, Real Estate, and Community Association Managers	1,190	10.77	\$37.00	\$76,960	6.71	\$9.28	\$19.79	\$30.82	\$52.62	\$71.04	\$19,301	\$41,164	\$64,098	\$109,446	\$147,754
11-9151	Social and Community Service Managers	1,140	5.46	\$31.51	\$65,539	1.61	\$17.56	\$21.99	\$29.61	\$38.86	\$50.42	\$36,533	\$45,745	\$61,589	\$80,820	\$104,881
11-9161	Emergency Management Directors	140	13.70	\$33.17	\$68,992	5.16	\$14.35	\$25.57	\$34.15	\$41.87	\$48.01	\$29,840	\$53,183	\$71,024	\$87,090	\$99,852
11-9199	Managers, All Other	5,970	2.48	\$49.94	\$103,866	0.88	\$28.98	\$38.71	\$49.56	\$58.91	\$71.46	\$60,287	\$80,513	\$103,086	\$122,534	\$148,633
13-0000	Business and Financial Operations Occupations	141,130	1.12	\$33.47	\$69,616	0.64	\$16.78	\$22.35	\$30.41	\$41.08	\$53.38	\$34,893	\$46,478	\$63,254	\$85,442	\$111,024
13-1011	Buyers and Purchasing Agents, Farm Products	100	25.99	\$22.96	\$47,748	11.71	\$10.56	\$12.73	\$17.77	\$22.32	\$44.78	\$21,965	\$26,477	\$36,961	\$46,435	\$93,144
13-1021	Wholesale and Retail Buyers, Except Farm Products	80	15.27	\$33.23	\$69,123	8.14	\$14.06	\$22.12	\$32.56	\$40.22	\$54.20	\$29,242	\$46,017	\$67,722	\$83,666	\$112,742
13-1022	Purchasing Agents, Except Wholesale, Retail, and Farm Products	1,340	10.85	\$23.64	\$49,167	3.76	\$12.65	\$15.44	\$20.36	\$28.53	\$38.69	\$26,308	\$32,123	\$42,347	\$59,348	\$80,468
13-1023	Claims Adjusters, Examiners, and Investigators	4,540	7.11	\$30.59	\$63,618	2.08	\$17.27	\$23.32	\$30.60	\$38.10	\$43.99	\$35,912	\$48,501	\$63,649	\$79,247	\$91,491
13-1032	Insurance Appraisers, Auto Damage	150	22.00	\$27.55	\$57,307	3.54	\$17.08	\$22.30	\$26.99	\$32.83	\$38.24	\$35,519	\$46,384	\$56,146	\$68,280	\$79,533
13-1041	Compliance Officers	3,660	5.13	\$31.63	\$65,781	1.38	\$18.09	\$22.93	\$30.59	\$37.95	\$47.84	\$37,627	\$47,691	\$63,620	\$78,928	\$99,517
13-1051	Cost Estimators	4,270	4.93	\$29.82	\$62,016	1.35	\$17.27	\$22.06	\$27.90	\$35.88	\$45.71	\$35,927	\$45,890	\$58,022	\$74,620	\$95,080
13-1078	Human Resources, Training, and Labor Relations Specialists, All Other*	7,480	4.19	\$31.44	\$65,402	1.14	\$16.56	\$21.96	\$29.51	\$39.40	\$48.90	\$34,439	\$45,686	\$61,384	\$81,948	\$101,707
13-1081	Logisticians	2,130	3.96	\$35.91	\$74,695	1.89	\$20.49	\$26.68	\$33.98	\$43.34	\$55.63	\$42,618	\$55,492	\$70,687	\$90,156	\$115,704
13-1111	Management Analysts	8,260	4.09	\$39.08	\$81,285	2.21	\$20.50	\$26.79	\$35.55	\$47.79	\$60.49	\$42,648	\$55,732	\$73,938	\$99,412	\$125,818
13-1121	Meeting, Convention, and Event Planners*	1,580	8.55	\$23.80	\$49,509	4.10	\$12.19	\$16.16	\$21.47	\$29.21	\$39.51	\$25,358	\$33,621	\$44,652	\$60,761	\$82,173
13-1141	Compensation, Benefits, and Job Analysis	1,460	5.44	\$30.49	\$63,412	1.46	\$19.12	\$22.75	\$28.40	\$36.27	\$45.13	\$39,775	\$47,315	\$69,075	\$75,439	\$93,876

Occupational Code	Occupational Title	Employment Estimate	Employment Percentage Relative Standard Error	Average Hourly Wage	Average Annual Wage	Wage Percentage Relative Standard Error	10th Percentile (Hourly)	25th Percentile (Hourly)	50th Percentile (Hourly)	75th Percentile (Hourly)	90th Percentile (Hourly)	10th Percentile (Annual)	25th Percentile (Annual)	50th Percentile (Annual)	75th Percentile (Annual)	90th Percentile (Annual)
13-1151	Training and Development Specialists	4,220	4.43	\$28.87	\$60,042	2.08	\$15.64	\$20.17	\$27.04	\$35.38	\$45.10	\$32,539	\$41,952	\$56,251	\$73,582	\$93,815
13-1161	Market Research Analysts and Marketing Specialists*	5,260	4.59	\$33.84	\$70,381	1.96	\$16.70	\$21.89	\$31.24	\$42.75	\$55.74	\$34,734	\$45,540	\$64,976	\$88,923	\$115,940
13-1199	Business Operations Specialists, All Other*	38,120	1.84	\$33.46	\$69,593	1.00	\$15.54	\$22.16	\$31.30	\$42.44	\$54.47	\$32,328	\$46,084	\$65,097	\$88,281	\$113,295
13-2011	Accountants and Auditors	29,760	2.09	\$34.76	\$72,296	1.12	\$19.37	\$23.80	\$30.90	\$41.12	\$54.45	\$40,291	\$49,498	\$64,276	\$85,527	\$113,255
13-2021	Appraisers and Assessors of Real Estate	1,400	14.08	\$26.58	\$55,285	6.73	\$11.93	\$16.39	\$23.41	\$32.07	\$46.41	\$24,824	\$34,099	\$48,700	\$66,712	\$96,527
13-2031	Budget Analysts	1,210	4.48	\$35.63	\$74,109	1.64	\$24.48	\$28.29	\$34.58	\$42.47	\$49.87	\$50,923	\$58,836	\$71,917	\$88,329	\$103,734
13-2041	Credit Analysts	870	14.25	\$30.54	\$63,523	3.42	\$19.30	\$22.20	\$28.36	\$36.82	\$45.93	\$40,149	\$46,186	\$58,986	\$76,590	\$95,533
13-2051	Financial Analysts	3,420	8.22	\$39.79	\$82,764	4.54	\$21.33	\$27.04	\$35.28	\$46.66	\$57.69	\$44,361	\$56,246	\$73,383	\$97,060	\$119,989
13-2052	Personal Financial Advisors	3,920	8.59	\$35.91	\$74,691	8.66	\$15.11	\$17.10	\$22.26	\$36.45	\$86.25	\$31,421	\$35,567	\$46,293	\$75,820	\$179,392
13-2053	Insurance Underwriters	1,360	7.31	\$30.46	\$63,349	3.24	\$17.56	\$21.76	\$28.62	\$38.81	\$45.41	\$36,526	\$45,268	\$59,530	\$80,729	\$94,445
13-2061	Financial Examiners	430	9.75	\$41.30	\$85,906	5.38	\$25.67	\$28.48	\$38.22	\$50.36	\$67.09	\$53,399	\$59,231	\$79,491	\$104,747	\$139,548
13-2071	Credit Counselors	340	17.14	\$24.12	\$50,179	6.73	\$13.54	\$16.39	\$21.39	\$31.83	\$39.01	\$28,168	\$34,081	\$44,488	\$66,206	\$81,144
13-2072	Loan Officers	5,990	10.80	\$36.37	\$75,648	4.14	\$15.50	\$20.43	\$28.65	\$43.53	\$65.80	\$32,245	\$42,499	\$59,590	\$90,539	\$136,854
13-2082	Tax Preparers	970	14.35	\$22.66	\$47,129	7.77	\$9.15	\$11.14	\$19.48	\$31.08	\$38.23	\$19,032	\$23,164	\$40,516	\$64,647	\$79,524
13-2099	Financial Specialists, All Other	2,290	8.68	\$33.62	\$69,924	3.44	\$18.36	\$23.80	\$32.09	\$41.90	\$50.89	\$38,194	\$49,496	\$66,746	\$87,149	\$105,859
15-0000	Computer and Mathematical Occupations	88,030	2.06	\$39.11	\$81,356	0.75	\$20.39	\$28.27	\$37.99	\$48.90	\$58.76	\$42,401	\$58,792	\$79,018	\$101,702	\$122,223
15-1111	Computer and Information Research Scientists	300	14.44	\$45.92	\$95,516	3.56	\$26.53	\$33.58	\$43.67	\$55.06	\$67.89	\$55,184	\$69,852	\$90,843	\$114,534	\$141,216
15-1121	Computer Systems Analysts	9,410	6.30	\$41.74	\$86,821	1.79	\$23.94	\$31.08	\$39.79	\$50.37	\$65.19	\$49,805	\$64,638	\$82,768	\$104,763	\$135,599
15-1131	Computer Programmers	4,520	11.29	\$39.67	\$82,504	3.55	\$18.51	\$28.21	\$37.88	\$47.93	\$65.94	\$38,503	\$58,671	\$78,787	\$99,688	\$137,157
15-1132	Software Developers, Applications	19,980	3.83	\$43.17	\$89,793	1.26	\$25.31	\$33.40	\$42.75	\$52.77	\$62.44	\$52,644	\$69,474	\$88,919	\$109,754	\$129,874
15-1133	Software Developers, Systems Software	12,360	5.95	\$46.90	\$97,547	1.42	\$28.55	\$37.58	\$46.82	\$57.00	\$67.99	\$59,386	\$78,177	\$97,385	\$118,569	\$141,414
15-1141	Database Administrators	2,410	4.78	\$38.34	\$79,745	1.58	\$20.62	\$27.31	\$37.66	\$48.45	\$57.12	\$42,887	\$56,801	\$78,335	\$100,777	\$118,811
15-1142	Network and Computer Systems Administrators*	9,360	3.93	\$37.73	\$78,487	2.32	\$21.27	\$28.00	\$36.16	\$44.62	\$54.71	\$44,237	\$58,250	\$75,216	\$92,802	\$113,787
15-1150	Computer Support Specialists	16,840	5.05	\$27.47	\$57,145	1.78	\$15.80	\$20.08	\$26.46	\$33.64	\$41.78	\$32,866	\$41,775	\$55,043	\$69,964	\$86,902
15-1179	Information Security Analysts, Web Developers, and Computer Network Architects	5,310	5.60	\$39.68	\$82,524	1.51	\$21.73	\$30.57	\$39.10	\$48.80	\$57.40	\$45,201	\$63,576	\$81,327	\$101,514	\$119,401
15-1799	Computer Occupations, All Other*	5,600	2.89	\$38.46	\$80,003	1.85	\$22.19	\$30.33	\$38.44	\$46.44	\$54.88	\$46,162	\$63,077	\$79,960	\$96,602	\$114,158
15-2011	Actuaries	300	47.34	\$51.95	\$108,064	5.62	\$31.79	\$42.48	\$53.04	\$63.06	\$70.74	\$66,115	\$88,354	\$110,317	\$131,174	\$147,131
15-2021	Mathematicians	40	2.34	\$50.29	\$104,611	3.19	\$31.48	\$34.81	\$51.14	\$64.85	\$68.30	\$65,479	\$72,401	\$106,367	\$134,891	\$142,074
15-2031	Operations Research Analysts	1,350	11.02	\$40.01	\$83,218	2.44	\$23.00	\$29.88	\$38.84	\$49.85	\$60.61	\$47,848	\$62,150	\$80,791	\$103,685	\$126,077
15-2041	Statisticians	250	5.94	\$37.03	\$77,026	2.83	\$23.29	\$28.13	\$34.99	\$44.97	\$54.63	\$48,447	\$58,515	\$72,782	\$93,547	\$113,633
17-0000	Architecture and Engineering Occupations	50,880	2.30	\$38.94	\$81,001	1.09	\$20.55	\$27.22	\$36.20	\$48.18	\$60.44	\$42,754	\$56,618	\$75,296	\$100,219	\$125,722
17-1011	Architects, Except Landscape and Naval	2,500	8.45	\$38.44	\$79,962	5.12	\$20.82	\$25.54	\$33.66	\$46.20	\$56.83	\$43,314	\$53,117	\$70,010	\$96,092	\$118,215
17-1012	Landscape Architects	480	19.85	\$36.32	\$75,548	5.43	\$21.11	\$26.79	\$34.93	\$47.76	\$54.43	\$43,914	\$55,726	\$72,658	\$99,345	\$113,211
17-1021	Cartographers and Photogrammetrists	630	13.90	\$33.47	\$69,622	2.61	\$19.79	\$25.39	\$33.32	\$40.65	\$47.84	\$41,169	\$52,810	\$69,298	\$84,548	\$99,517
17-1022	Surveyors	1,110	7.63	\$27.06	\$56,275	2.04	\$15.68	\$20.13	\$26.23	\$32.62	\$39.92	\$32,608	\$41,876	\$54,564	\$67,857	\$83,031
17-2011	Aerospace Engineers	2,770	11.26	\$50.24	\$104,503	9.93	\$28.15	\$35.47	\$46.62	\$56.84	\$71.20	\$58,561	\$73,771	\$96,975	\$118,220	\$148,094
17-2021	Agricultural Engineers	20	0.14	\$36.29	\$75,475	1.44	\$25.53	\$27.98	\$33.60	\$40.35	\$56.55	\$53,106	\$68,189	\$89,898	\$83,925	\$117,618
17-2031	Biomedical Engineers	60	16.09	\$38.85	\$80,798	4.24	\$22.05	\$28.74	\$38.20	\$47.27	\$59.97	\$45,865	\$59,786	\$79,448	\$98,317	\$124,729
17-2041	Chemical Engineers	470	20.59	\$48.93	\$101,772	8.57	\$25.87	\$34.58	\$43.62	\$60.83	\$71.52	\$53,820	\$71,934	\$90,739	\$126,534	\$148,762
17-2051	Civil Engineers	7,140	7.53	\$38.74	\$80,573	1.32	\$24.62	\$30.06	\$37.79	\$46.26	\$54.88	\$51,218	\$62,523	\$78,604	\$96,223	\$114,158
17-2061	Computer Hardware Engineers	2,470	15.05	\$49.21	\$102,359	1.90	\$30.08	\$36.74	\$47.07	\$60.69	\$73.00	\$62,572	\$76,419	\$97,906	\$126,234	\$151,840
17-2071	Electrical Engineers			\$42.51	\$88,430	3.58	\$23.90	\$30.82	\$40.11	\$51.93	\$63.57	\$49,712	\$64,100	\$83,420	\$108,015	\$132,230
17-2072	Electronics Engineers, Except Computer			\$45.33	\$94,296	2.06	\$27.70	\$34.83	\$43.90	\$54.82	\$66.13	\$57,606	\$72,445	\$91,316	\$114,032	\$137,543
17-2081	Environmental Engineers	1,410	9.53	\$42.90	\$89,230	2.24	\$25.03	\$31.10	\$41.24	\$51.59	\$58.26	\$52,068	\$64,698	\$85,786	\$107,304	\$121,188
17-2111	Health and Safety Engineers, Except Mining Safety Engineers and Inspectors	590	30.62	\$38.17	\$79,398	4.75	\$24.50	\$29.12	\$35.06	\$47.06	\$57.34	\$50,956	\$60,567	\$72,931	\$97,886	\$119,276
17-2112	Industrial Engineers	2,690	3.97	\$42.00	\$87,366	1.11	\$27.79	\$33.68	\$41.14	\$49.69	\$58.15	\$57,803	\$70,061	\$85,582	\$103,351	\$120,956
17-2131	Materials Engineers	390	25.75	\$41.36	\$86,023	3.46	\$27.26	\$31.53	\$37.27	\$49.23	\$64.86	\$56,710	\$65,592	\$77,529	\$102,403	\$134,899
17-2141	Mechanical Engineers	4,620	8.12	\$42.48	\$88,353	1.74	\$25.52	\$31.64	\$40.17	\$51.98	\$65.63	\$53,088	\$65,821	\$83,550	\$108,111	\$136,518
17-2151	Mining and Geological Engineers, Including Mining Safety Engineers	550	21.01	\$46.35	\$96,410	2.99	\$31.29	\$36.33	\$43.43	\$56.41	\$68.36	\$65,080	\$75,561	\$90,345	\$117,329	\$142,185
17-2161	Nuclear Engineers			\$61.67	\$128,278	5.89	\$29.62	\$59.43	\$65.38	\$71.34	\$80.02	\$61,610	\$123,613	\$135,996	\$148,379	\$166,450
17-2171	Petroleum Engineers	1,220	15.15	\$59.87	\$124,540	2.81	\$37.48	\$45.90	\$59.25	\$70.48	\$85.98	\$77,965	\$95,469	\$123,247	\$146,607	\$178,843

Occupational Code	Occupational Title	Employment Estimate	Employment Percentage Relative Standard Error	Average Hourly Wage	Average Annual Wage	Wage Percentage Relative Standard Error	10th Percentile (Hourly)	25th Percentile (Hourly)	50th Percentile (Hourly)	75th Percentile (Hourly)	90th Percentile (Hourly)	10th Percentile (Annual)	25th Percentile (Annual)	50th Percentile (Annual)	75th Percentile (Annual)	90th Percentile (Annual)
17-2199	Engineers, All Other	1,680	11.43	\$44.36	\$92,261	2.49	\$25.67	\$33.08	\$44.24	\$54.92	\$66.68	\$53,384	\$68,801	\$92,027	\$114,239	\$138,697
17-3011	Architectural and Civil Drafters	1,660	11.24	\$25.34	\$52,709	2.67	\$15.11	\$19.55	\$24.73	\$30.53	\$36.81	\$31,433	\$40,671	\$51,442	\$63,497	\$76,565
17-3012	Electrical and Electronics Drafters	700	14.56	\$28.28	\$58,825	2.22	\$19.09	\$22.66	\$27.70	\$33.93	\$39.77	\$39,699	\$47,124	\$57,617	\$70,583	\$82,718
17-3013	Mechanical Drafters	840	11.94	\$26.15	\$54,401	2.28	\$16.60	\$19.68	\$24.53	\$31.32	\$38.65	\$34,526	\$40,928	\$51,014	\$65,140	\$80,383
17-3019	Drafters, All Other	220	21.07	\$23.44	\$48,765	4.01	\$16.02	\$18.07	\$21.61	\$27.21	\$34.83	\$33,312	\$37,590	\$44,950	\$56,599	\$72,448
17-3021	Aerospace Engineering and Operations Technicians	230	12.11	\$29.25	\$60,842	3.54	\$20.63	\$24.59	\$29.62	\$34.13	\$37.28	\$42,920	\$51,143	\$61,599	\$70,983	\$77,549
17-3022	Civil Engineering Technicians	1,230	9.56	\$23.90	\$49,711	2.34	\$15.30	\$18.37	\$23.92	\$28.46	\$33.47	\$31,820	\$38,207	\$49,747	\$59,189	\$69,609
17-3023	Electrical and Electronics Engineering Technicians	2,360	8.88	\$27.53	\$57,267	1.50	\$16.25	\$22.08	\$27.98	\$32.75	\$36.88	\$33,804	\$45,924	\$58,208	\$68,125	\$76,701
17-3024	Electro-Mechanical Technicians			\$29.74	\$61,866	5.35	\$19.27	\$23.89	\$28.76	\$36.11	\$42.46	\$40,085	\$49,686	\$59,812	\$75,104	\$88,322
17-3025	Environmental Engineering Technicians	280	17.10	\$21.93	\$45,609	2.60	\$15.09	\$17.33	\$20.70	\$25.33	\$31.45	\$31,391	\$36,055	\$43,048	\$52,694	\$65,425
17-3026	Industrial Engineering Technicians	540	5.55	\$24.57	\$51,110	2.03	\$15.22	\$18.62	\$22.98	\$29.72	\$36.42	\$31,649	\$38,728	\$47,804	\$61,818	\$75,746
17-3027	Mechanical Engineering Technicians	550	16.38	\$24.98	\$51,959	3.79	\$13.89	\$18.46	\$25.27	\$30.42	\$35.40	\$28,883	\$38,395	\$52,561	\$63,279	\$73,629
17-3029	Engineering Technicians, Except Drafters, All Other	1,270	17.41	\$28.44	\$59,151	3.02	\$16.16	\$21.80	\$28.82	\$34.65	\$40.46	\$33,604	\$45,347	\$59,937	\$72,063	\$84,161
17-3031	Surveying and Mapping Technicians	1,550	7.68	\$23.46	\$48,805	3.45	\$13.58	\$16.82	\$21.90	\$28.35	\$37.65	\$28,253	\$34,978	\$45,552	\$58,965	\$78,320
19-0000	Life, Physical, and Social Science Occupations	25,530	2.36	\$34.64	\$72,059	2.03	\$15.57	\$21.77	\$31.27	\$44.15	\$58.67	\$32,381	\$45,279	\$65,047	\$91,832	\$122,039
19-1012	Food Scientists and Technologists	80	19.02	\$34.84	\$72,473	5.94	\$21.55	\$25.55	\$32.75	\$44.25	\$53.06	\$44,833	\$53,143	\$68,120	\$92,038	\$110,374
19-1013	Soil and Plant Scientists	270	10.98	\$27.90	\$58,033	3.98	\$15.11	\$19.10	\$23.92	\$35.77	\$45.96	\$31,436	\$39,730	\$49,756	\$74,404	\$95,604
19-1021	Biochemists and Biophysicists	400	14.06	\$44.44	\$92,430	4.22	\$22.88	\$28.51	\$40.58	\$57.46	\$75.32	\$47,599	\$59,297	\$84,409	\$119,515	\$156,671
19-1022	Microbiologists	420	17.89	\$36.79	\$76,530	5.63	\$16.59	\$23.39	\$36.79	\$49.05	\$59.29	\$34,507	\$48,659	\$76,533	\$102,026	\$123,329
19-1023	Zoologists and Wildlife Biologists	480	9.87	\$30.96	\$64,407	1.10	\$24.49	\$25.44	\$28.52	\$33.72	\$41.97	\$50,936	\$52,921	\$59,313	\$70,139	\$87,291
19-1029	Biological Scientists, All Other	990	6.21	\$34.97	\$72,730	1.22	\$23.92	\$29.17	\$34.18	\$40.24	\$46.15	\$49,761	\$60,682	\$71,097	\$83,691	\$95,997
19-1031	Conservation Scientists	920	4.72	\$29.48	\$61,323	2.22	\$17.39	\$20.86	\$27.61	\$35.64	\$43.79	\$36,179	\$43,385	\$57,423	\$74,121	\$91,076
19-1032	Foresters	210	2.22	\$26.08	\$54,240	4.99	\$13.98	\$21.14	\$27.01	\$31.27	\$35.54	\$29,081	\$43,961	\$56,182	\$65,051	\$79,931
19-1041	Epidemiologists	30	4.14	\$30.39	\$63,209	2.83	\$19.24	\$21.43	\$26.04	\$35.78	\$52.33	\$40,011	\$44,569	\$54,167	\$74,430	\$108,837
19-1042	Medical Scientists, Except Epidemiologists	660	14.55	\$40.58	\$84,409	10.51	\$18.02	\$24.28	\$32.47	\$47.19	\$71.80	\$37,481	\$50,506	\$67,531	\$98,162	\$149,340
19-1099	Life Scientists, All Other	30	0.07	\$32.89	\$68,405	2.02	\$17.70	\$23.07	\$30.60	\$40.57	\$50.66	\$36,814	\$47,978	\$63,658	\$84,382	\$105,378
19-2012	Physicists	500	2.40	\$55.50	\$115,448	2.67	\$31.53	\$41.19	\$55.93	\$70.51	\$80.09	\$65,591	\$85,679	\$116,330	\$146,666	\$166,588
19-2021	Atmospheric and Space Scientists			\$49.26	\$102,468	4.43	\$29.28	\$39.37	\$49.20	\$60.74	\$69.94	\$60,911	\$81,888	\$102,344	\$126,344	\$145,482
19-2031	Chemists	1,580	5.28	\$33.14	\$68,938	3.03	\$16.31	\$22.57	\$31.35	\$42.47	\$54.10	\$33,925	\$46,947	\$65,202	\$88,340	\$112,521
19-2032	Materials Scientists	170	40.01	\$38.77	\$80,647	3.00	\$25.00	\$28.50	\$38.04	\$50.01	\$55.46	\$51,993	\$59,287	\$79,115	\$104,029	\$115,363
19-2041	Environmental Scientists and Specialists, Including Health	2,580	9.10	\$36.91	\$76,770	2.99	\$21.25	\$26.20	\$33.71	\$45.03	\$55.78	\$44,208	\$54,502	\$70,115	\$93,663	\$116,030
19-2042	Geoscientists, Except Hydrologists and Geographers	1,950	10.00	\$49.87	\$103,730	3.12	\$23.55	\$33.00	\$49.25	\$64.97	\$74.76	\$48,980	\$68,630	\$102,445	\$135,136	\$155,499
19-2043	Hydrologists	460	19.57	\$45.51	\$94,664	3.59	\$28.66	\$35.88	\$45.24	\$54.88	\$65.86	\$59,603	\$74,622	\$94,108	\$114,153	\$136,996
19-2099	Physical Scientists, All Other	660	8.13	\$45.00	\$93,595	4.64	\$24.49	\$33.57	\$46.16	\$54.89	\$65.32	\$50,939	\$69,819	\$96,007	\$114,165	\$135,856
19-3011	Economists	160	12.77	\$43.96	\$91,445	3.64	\$24.58	\$32.44	\$44.15	\$53.21	\$61.53	\$51,131	\$67,480	\$91,833	\$110,680	\$127,975
19-3022	Survey Researchers	70	9.80	\$26.58	\$55,292	12.59	\$10.78	\$17.41	\$22.30	\$30.86	\$39.06	\$22,429	\$36,214	\$46,384	\$61,181	\$81,245
19-3031	Clinical, Counseling, and School Psychologists	2,320	3.66	\$38.34	\$79,751	3.77	\$18.21	\$27.72	\$37.35	\$47.58	\$57.44	\$37,885	\$57,654	\$77,686	\$98,968	\$119,483
19-3039	Psychologists, All Other	210	4.67	\$33.03	\$68,698	6.94	\$14.69	\$21.32	\$31.07	\$45.89	\$51.14	\$30,547	\$44,351	\$64,616	\$95,455	\$106,364
19-3051	Urban and Regional Planners	800	10.01	\$38.12	\$79,299	9.34	\$23.07	\$26.61	\$32.62	\$41.14	\$51.08	\$47,993	\$55,350	\$67,860	\$85,574	\$106,241
19-3091	Anthropologists and Archeologists	170	12.10	\$27.50	\$57,196	2.85	\$16.92	\$19.60	\$24.63	\$33.12	\$40.80	\$35,186	\$40,769	\$51,224	\$68,885	\$84,858
19-3092	Geographers	50	0.05	\$37.27	\$77,522	1.89	\$24.48	\$29.62	\$37.88	\$46.15	\$49.26	\$50,922	\$61,612	\$78,785	\$96,000	\$102,457
19-3093	Historians	40	4.77	\$35.14	\$73,092	3.37	\$20.10	\$25.30	\$35.28	\$42.68	\$51.14	\$41,810	\$52,622	\$73,385	\$88,772	\$106,363
19-3094	Political Scientists	40	12.10	\$35.42	\$73,663	8.84	\$24.68	\$26.96	\$31.37	\$38.07	\$46.13	\$51,343	\$56,087	\$65,248	\$79,194	\$95,945
19-3099	Social Scientists and Related Workers, All Other	710	2.45	\$36.42	\$75,749	1.49	\$22.25	\$29.62	\$36.39	\$43.54	\$50.07	\$46,289	\$61,611	\$75,688	\$90,573	\$104,140
19-4011	Agricultural and Food Science Technicians	50	21.19	\$23.62	\$49,134	4.91	\$14.01	\$17.75	\$22.61	\$28.32	\$36.82	\$29,132	\$36,930	\$47,038	\$58,910	\$76,584
19-4031	Chemical Technicians	900	16.51	\$21.02	\$43,730	2.54	\$13.02	\$15.44	\$19.37	\$26.07	\$29.75	\$27,080	\$32,118	\$40,289	\$54,223	\$61,877
19-4041	Geological and Petroleum Technicians	480	15.60	\$28.61	\$59,518	4.99	\$14.76	\$19.15	\$28.95	\$36.57	\$44.12	\$30,703	\$39,842	\$60,225	\$76,067	\$91,779
19-4061	Social Science Research Assistants	90	24.44	\$20.92	\$43,524	3.70	\$13.57	\$16.44	\$20.42	\$24.18	\$29.87	\$28,230	\$34,192	\$42,467	\$50,293	\$62,123
19-4091	Environmental Science and Protection Technicians, Including Health	680	19.10	\$26.24	\$54,579	3.32	\$16.39	\$19.52	\$24.98	\$30.63	\$40.30	\$34,101	\$40,606	\$51,965	\$63,718	\$83,830
19-4092	Forensic Science Technicians	260	0.96	\$27.28	\$56,749	1.13	\$19.50	\$22.33	\$26.94	\$31.63	\$36.83	\$40,560	\$46,438	\$56,026	\$65,800	\$76,606

Occupational Code	Occupational Title	Employment Estimate	Employment Percentage Relative Standard Error	Average Hourly Wage	Average Annual Wage	Wage Percentage Relative Standard Error	10th Percentile (Hourly)	25th Percentile (Hourly)	50th Percentile (Hourly)	75th Percentile (Hourly)	90th Percentile (Hourly)	10th Percentile (Annual)	25th Percentile (Annual)	50th Percentile (Annual)	75th Percentile (Annual)	90th Percentile (Annual)
19-4093	Forest and Conservation Technicians	1,230	1.45	\$17.20	\$35,779	0.59	\$11.99	\$13.45	\$15.06	\$19.89	\$25.10	\$24,933	\$27,986	\$31,318	\$41,375	\$52,201
19-4099	Life, Physical, and Social Science Technicians, All Other	1,040	3.85	\$22.36	\$46,518	1.62	\$13.46	\$16.31	\$21.29	\$27.57	\$33.30	\$27,995	\$33,924	\$44,287	\$57,339	\$69,266
21-0000	Community and Social Service Occupations	29,680	2.10	\$21.06	\$43,814	1.43	\$11.26	\$14.38	\$19.49	\$25.74	\$33.27	\$23,422	\$29,904	\$40,530	\$53,536	\$69,196
21-1011	Substance Abuse and Behavioral Disorder Counselors	1,230	10.36	\$17.95	\$37,345	3.67	\$10.88	\$13.13	\$16.99	\$22.10	\$27.13	\$22,634	\$27,308	\$35,347	\$45,958	\$56,425
21-1012	Educational, Guidance, School, and Vocational Counselors	3,900	4.26	\$22.98	\$47,796	1.53	\$14.93	\$17.78	\$21.88	\$27.65	\$33.93	\$31,064	\$36,992	\$45,516	\$57,507	\$70,583
21-1013	Marriage and Family Therapists	360	23.28	\$19.55	\$40,674	8.47	\$12.03	\$14.04	\$17.36	\$24.16	\$29.46	\$25,015	\$29,211	\$36,118	\$50,245	\$61,285
21-1014	Mental Health Counselors	3,230	7.80	\$19.85	\$41,278	2.76	\$10.28	\$13.80	\$18.17	\$25.15	\$30.35	\$21,377	\$28,697	\$37,790	\$52,307	\$63,118
21-1015	Rehabilitation Counselors	1,660	13.36	\$20.85	\$43,362	10.71	\$10.31	\$12.23	\$14.71	\$22.20	\$29.25	\$21,450	\$25,448	\$30,597	\$46,185	\$60,836
21-1019	Counselors, All Other	80	3.30	\$34.61	\$71,980	2.66	\$19.65	\$29.84	\$34.83	\$42.33	\$49.85	\$40,874	\$62,077	\$72,452	\$88,043	\$103,682
21-1021	Child, Family, and School Social Workers	4,900	3.54	\$23.08	\$48,016	1.97	\$12.81	\$16.23	\$21.13	\$27.83	\$36.86	\$26,638	\$33,763	\$43,960	\$57,886	\$76,661
21-1022	Healthcare Social Workers	1,730	5.65	\$22.72	\$47,255	2.01	\$14.12	\$17.16	\$21.90	\$27.27	\$32.72	\$29,365	\$35,685	\$45,550	\$56,711	\$68,059
21-1023	Mental Health and Substance Abuse Social Workers	2,100	10.66	\$17.97	\$37,381	1.95	\$11.31	\$13.15	\$16.51	\$21.79	\$27.90	\$23,517	\$27,351	\$34,342	\$45,323	\$58,037
21-1029	Social Workers, All Other	820	8.31	\$23.40	\$48,672	2.72	\$13.34	\$16.40	\$22.22	\$30.35	\$35.54	\$27,757	\$34,119	\$46,213	\$63,136	\$73,929
21-1091	Health Educators	620	9.21	\$25.42	\$52,871	2.92	\$13.14	\$17.50	\$24.62	\$32.25	\$40.22	\$27,331	\$36,390	\$51,211	\$67,090	\$83,667
21-1092	Probation Officers and Correctional Treatment Specialists	2,430	3.73	\$25.14	\$52,289	1.17	\$13.98	\$20.92	\$23.76	\$31.22	\$37.09	\$29,080	\$43,523	\$49,426	\$64,936	\$77,140
21-1093	Social and Human Service Assistants	3,770	7.85	\$14.85	\$30,881	2.78	\$8.96	\$10.72	\$13.89	\$18.30	\$22.19	\$18,637	\$22,289	\$28,892	\$38,058	\$46,162
21-1798	Community and Social Service Specialists, All Other*	2,170	6.26	\$20.49	\$42,627	2.00	\$11.75	\$14.84	\$18.12	\$24.10	\$33.45	\$24,435	\$30,861	\$37,689	\$50,122	\$69,574
21-2011	Clergy	560	24.81	\$27.24	\$56,666	11.64	\$9.18	\$16.02	\$22.77	\$30.96	\$59.52	\$19,092	\$33,314	\$47,370	\$64,387	\$123,799
21-2021	Directors, Religious Activities and Education			\$24.87	\$51,729	15.91	\$10.79	\$13.19	\$20.53	\$36.62	\$48.85	\$22,441	\$27,429	\$42,701	\$76,165	\$101,602
21-2099	Religious Workers, All Other	20	28.60	\$26.63	\$55,388	10.16	\$14.88	\$17.88	\$28.32	\$33.15	\$35.90	\$30,953	\$37,185	\$58,914	\$68,947	\$74,677
23-0000	Legal Occupations	20,520	3.78	\$46.97	\$97,696	5.01	\$17.53	\$23.66	\$34.24	\$60.49		\$36,453	\$49,210	\$71,226	\$125,827	
23-1011	Lawyers	11,310	4.65	\$63.37	\$131,803	5.58	\$26.01	\$34.24	\$53.96	\$81.13		\$54,103	\$71,216	\$112,242	\$168,753	
23-1012	Judicial Law Clerks	180	6.23	\$22.37	\$46,523	2.44	\$18.34	\$18.51	\$22.88	\$24.30	\$28.40	\$38,153	\$38,494	\$47,581	\$50,541	\$59,067
23-1022	Arbitrators, Mediators, and Conciliators	70	15.33	\$28.98	\$60,268	4.31	\$16.41	\$20.82	\$27.76	\$33.34	\$43.63	\$34,125	\$43,314	\$57,750	\$69,349	\$90,749
23-1023	Judges, Magistrate Judges, and Magistrates	530	2.73	\$57.84	\$120,309	2.05	\$50.81	\$53.42	\$59.74	\$62.45	\$66.29	\$105,688	\$111,113	\$124,259	\$129,895	\$137,887
23-2011	Paralegals and Legal Assistants*	5,580	7.43	\$23.54	\$48,964	2.83	\$15.30	\$17.79	\$21.96	\$28.17	\$35.01	\$31,831	\$37,008	\$45,682	\$58,586	\$72,829
23-2091	Court Reporters	470	32.48	\$38.81	\$80,734	13.82	\$23.81	\$28.00	\$36.71	\$51.56	\$55.86	\$49,532	\$58,230	\$76,361	\$107,244	\$116,197
23-2093	Title Examiners, Abstractors, and Searchers	1,330	23.75	\$23.98	\$49,874	3.24	\$15.08	\$17.12	\$22.82	\$28.89	\$34.88	\$31,363	\$35,614	\$47,466	\$60,087	\$72,552
23-2099	Legal Support Workers, All Other			\$23.14	\$48,135	3.94	\$13.98	\$16.74	\$22.07	\$27.61	\$34.91	\$29,088	\$34,816	\$45,900	\$57,439	\$72,605
25-0000	Education, Training, and Library Occupations	131,390	1.05	\$23.90	\$49,718	2.08	\$11.63	\$15.85	\$21.45	\$28.71	\$36.59	\$24,189	\$32,970	\$44,606	\$59,727	\$76,098
25-1011	Business Teachers, Postsecondary	1,280	7.37		\$87,216	7.96						\$35,524	\$48,375	\$74,666	\$109,972	\$161,304
25-1021	Computer Science Teachers, Postsecondary	500	8.59		\$73,436	4.00						\$38,146	\$50,897	\$66,481	\$85,035	\$132,289
25-1022	Mathematical Science Teachers, Postsecondary	930	4.72		\$60,664	4.99						\$32,150	\$41,808	\$56,658	\$73,470	\$92,800
25-1031	Architecture Teachers, Postsecondary				\$74,936	8.60						\$46,657	\$57,509	\$68,028	\$76,619	\$132,548
25-1032	Engineering Teachers, Postsecondary	800	1.89		\$90,832	3.69						\$42,591	\$57,845	\$84,599	\$113,759	\$149,121
25-1041	Agricultural Sciences Teachers, Postsecondary	150	10.79		\$74,881	16.70						\$29,745	\$41,455	\$67,361	\$105,156	\$134,780
25-1042	Biological Science Teachers, Postsecondary	930	4.59		\$70,044	6.38						\$32,718	\$42,705	\$59,587	\$87,232	\$123,227
25-1043	Forestry and Conservation Science Teachers, Postsecondary	60	6.16		\$83,941	6.91						\$44,636	\$57,841	\$84,428	\$106,978	\$128,494
25-1051	Atmospheric, Earth, Marine, and Space Sciences Teachers, Postsecondary	340	3.83		\$66,352	5.95						\$35,987	\$45,739	\$63,343	\$73,889	\$97,333
25-1052	Chemistry Teachers, Postsecondary	490	4.00		\$79,850	4.69						\$32,905	\$46,837	\$71,198	\$104,395	\$142,335
25-1053	Environmental Science Teachers, Postsecondary	120	7.17		\$84,734	4.32						\$46,531	\$55,768	\$78,185	\$104,695	\$139,175
25-1054	Physics Teachers, Postsecondary	310	5.48		\$85,485	5.05						\$32,205	\$50,566	\$77,042	\$112,224	\$147,414
25-1061	Anthropology and Archeology Teachers, Postsecondary	150	5.15		\$70,751	3.93						\$40,190	\$48,629	\$69,045	\$86,298	\$106,884
25-1062	Area, Ethnic, and Cultural Studies Teachers, Postsecondary	150	6.86		\$65,008	6.13						\$29,470	\$46,375	\$58,772	\$74,558	\$102,613
25-1063	Economics Teachers, Postsecondary	280	8.80		\$87,171	5.14						\$41,840	\$58,151	\$79,750	\$110,796	\$146,603

Occupational Code	Occupational Title	Employment Estimate	Employment Percentage Relative Standard Error	Average Hourly Wage	Average Annual Wage	Wage Percentage Relative Standard Error	10th Percentile (Hourly)	25th Percentile (Hourly)	50th Percentile (Hourly)	75th Percentile (Hourly)	90th Percentile (Hourly)	10th Percentile (Annual)	25th Percentile (Annual)	50th Percentile (Annual)	75th Percentile (Annual)	90th Percentile (Annual)
25-1064	Geography Teachers, Postsecondary	140	6.12		\$62,558	2.70						\$39,982	\$51,477	\$63,489	\$73,825	\$87,205
25-1065	Political Science Teachers, Postsecondary	280	8.03		\$80,508	12.00						\$29,395	\$44,481	\$59,618	\$100,122	\$156,100
25-1066	Psychology Teachers, Postsecondary	760	5.55		\$81,137	10.43						\$35,158	\$46,633	\$68,279	\$96,916	\$161,820
25-1067	Sociology Teachers, Postsecondary	280	6.43		\$62,155	3.29						\$37,888	\$45,273	\$57,170	\$72,851	\$95,994
25-1069	Social Sciences Teachers, Postsecondary, All Other			\$41.61	\$86,541	6.07	\$24.07	\$28.57	\$35.86	\$54.58	\$67.64	\$50,059	\$59,430	\$74,583	\$113,520	\$140,690
25-1071	Health Specialties Teachers, Postsecondary	2,950	3.42													
25-1072	Nursing Instructors and Teachers, Postsecondary	770	8.79		\$58,543	3.43						\$32,574	\$43,583	\$55,462	\$70,329	\$88,334
25-1081	Education Teachers, Postsecondary	960	4.01		\$64,250	10.97						\$22,040	\$38,135	\$57,312	\$78,177	\$125,548
25-1082	Library Science Teachers, Postsecondary	120	9.73		\$64,110	2.60						\$42,325	\$50,176	\$60,666	\$74,669	\$91,616
25-1111	Criminal Justice and Law Enforcement Teachers, Postsecondary	190	16.20		\$60,838	4.52						\$38,940	\$45,496	\$63,154	\$72,262	\$80,259
25-1112	Law Teachers, Postsecondary	270	18.91		\$133,221	10.66						\$49,423	\$69,710	\$126,361	\$179,611	
25-1113	Social Work Teachers, Postsecondary	170	12.03		\$69,811	13.04						\$40,417	\$45,178	\$56,130	\$89,851	\$121,572
25-1121	Art, Drama, and Music Teachers, Postsecondary	1,500	6.19		\$57,104	4.65						\$29,444	\$40,526	\$52,416	\$69,831	\$88,401
25-1122	Communications Teachers, Postsecondary	570	5.52		\$60,056	6.27						\$35,099	\$43,310	\$54,487	\$75,445	\$91,791
25-1123	English Language and Literature Teachers, Postsecondary	1,240	6.05		\$57,317	5.65						\$29,900	\$38,668	\$47,994	\$68,585	\$91,746
25-1124	Foreign Language and Literature Teachers, Postsecondary	570	5.82		\$56,918	5.54						\$31,172	\$39,436	\$51,514	\$67,060	\$90,608
25-1125	History Teachers, Postsecondary	430	5.88		\$62,404	5.47						\$33,215	\$43,580	\$57,253	\$76,174	\$92,196
25-1126	Philosophy and Religion Teachers, Postsecondary	290	9.05		\$67,458	5.04						\$39,488	\$45,757	\$61,575	\$79,741	\$107,853
25-1191	Graduate Teaching Assistants	2,160	1.28		\$35,240	6.59						\$17,811	\$26,208	\$36,177	\$43,583	\$50,352
25-1192	Home Economics Teachers, Postsecondary	20	32.24													
25-1193	Recreation and Fitness Studies Teachers, Postsecondary	200	13.51		\$52,548	5.71						\$27,545	\$35,564	\$47,652	\$66,309	\$79,666
25-1194	Vocational Education Teachers, Postsecondary	2,720	11.52													
25-1199	Postsecondary Teachers, All Other	2,010	33.17		\$53,468	6.02						\$33,732	\$40,708	\$45,902	\$58,054	\$78,688
25-2011	Preschool Teachers, Except Special Education	5,790	6.04	\$15.56	\$32,355	4.66	\$9.04	\$10.92	\$13.57	\$17.86	\$26.41	\$18,804	\$22,707	\$28,224	\$37,147	\$54,935
25-2012	Kindergarten Teachers, Except Special Education	3,060	2.52		\$47,850	1.61						\$33,084	\$37,491	\$45,311	\$56,884	\$69,177
25-2021	Elementary School Teachers, Except Special Education	23,480	1.38		\$49,600	1.42						\$33,558	\$39,418	\$47,318	\$58,926	\$70,836
25-2022	Middle School Teachers, Except Special and Career/Technical Education	12,410	1.49		\$49,953	1.35						\$34,225	\$39,843	\$47,442	\$58,999	\$71,029
25-2023	Career/Technical Education Teachers, Middle School	80	4.54		\$51,354	2.45						\$34,515	\$41,843	\$51,320	\$59,823	\$70,250
25-2031	Secondary School Teachers, Except Special and Career/Technical Education	15,410	1.33		\$51,696	1.48						\$34,708	\$40,798	\$49,596	\$61,214	\$73,034
25-2032	Career/Technical Education Teachers, Secondary School	860	5.60		\$52,660	1.09						\$34,875	\$42,387	\$52,401	\$61,824	\$72,779
25-2041	Special Education Teachers, Preschool, Kindergarten, and Elementary School*	3,360	2.26		\$52,178	1.19						\$34,716	\$40,801	\$49,642	\$62,512	\$74,033
25-2053	Special Education Teachers, Middle School	1,670	1.17		\$52,210	1.27						\$35,144	\$41,162	\$49,863	\$63,283	\$73,202
25-2054	Special Education Teachers, Secondary School	2,000	1.20		\$54,166	1.57						\$35,485	\$41,974	\$52,399	\$65,565	\$75,597
25-3011	Adult Basic and Secondary Education and Literacy Teachers and Instructors	950	18.07	\$20.99	\$43,658	5.14	\$11.54	\$15.47	\$18.39	\$26.30	\$33.39	\$24,006	\$32,173	\$38,247	\$54,709	\$69,452
25-3021	Self-Enrichment Education Teachers	4,230	5.56	\$20.22	\$42,048	5.92	\$9.33	\$12.53	\$16.72	\$25.72	\$36.53	\$19,406	\$26,058	\$34,783	\$53,493	\$75,990
25-3999	Teachers and Instructors, All Other*	4,310	6.53		\$48,197	2.95						\$23,653	\$30,986	\$47,689	\$60,759	\$75,597
25-4011	Archivists	70	14.93	\$24.13	\$50,186	2.75	\$14.02	\$16.66	\$21.12	\$28.94	\$41.48	\$29,169	\$34,642	\$43,939	\$60,196	\$86,279
25-4012	Curators	250	4.81	\$22.40	\$46,585	4.44	\$12.11	\$14.79	\$21.99	\$28.34	\$34.40	\$25,186	\$30,773	\$45,748	\$58,953	\$71,546
25-4013	Museum Technicians and Conservators	230	3.44	\$21.23	\$44,167	1.59	\$14.45	\$16.58	\$19.48	\$23.34	\$29.62	\$30,054	\$34,488	\$40,526	\$48,545	\$61,618
25-4021	Librarians	2,740	8.69	\$28.34	\$58,945	3.65	\$11.61	\$18.82	\$26.95	\$36.91	\$46.88	\$24,157	\$39,154	\$56,060	\$76,774	\$97,504
25-4031	Library Technicians	2,670	6.88	\$14.90	\$30,995	1.85	\$9.29	\$11.39	\$14.44	\$17.86	\$21.61	\$19,331	\$23,685	\$30,038	\$37,154	\$44,955

Occupational Code	Occupational Title	Employment Estimate	Employment Percentage Relative Standard Error	Average Hourly Wage	Average Annual Wage	Wage Percentage Relative Standard Error	10th Percentile (Hourly)	25th Percentile (Hourly)	50th Percentile (Hourly)	75th Percentile (Hourly)	90th Percentile (Hourly)	10th Percentile (Annual)	25th Percentile (Annual)	50th Percentile (Annual)	75th Percentile (Annual)	90th Percentile (Annual)
25-9011	Audio-Visual and Multimedia Collections Specialists	30	27.37	\$17.92	\$37,282	5.04	\$8.39	\$14.64	\$17.49	\$23.61	\$26.98	\$17,462	\$30,461	\$36,371	\$49,105	\$56,111
25-9021	Farm and Home Management Advisors	140	6.23	\$25.56	\$53,155	6.43	\$14.51	\$19.80	\$25.35	\$30.41	\$36.17	\$30,176	\$41,189	\$52,722	\$63,258	\$75,232
25-9031	Instructional Coordinators	2,570	5.42	\$31.80	\$66,140	2.23	\$18.31	\$23.69	\$30.68	\$38.42	\$48.86	\$38,076	\$49,277	\$63,816	\$79,915	\$101,639
25-9041	Teacher Assistants	18,410	1.44	\$27,197		1.55						\$19,815	\$22,099	\$26,130	\$30,751	\$37,318
25-9099	Education, Training, and Library Workers, All Other	1,150	15.56	\$17.70	\$36,826	6.97	\$10.06	\$10.98	\$15.56	\$21.23	\$27.89	\$20,918	\$22,845	\$32,361	\$44,156	\$58,004
27-0000	Arts, Design, Entertainment, Sports, and Media Occupations	37,340	2.65	\$23.66	\$49,218	1.47	\$9.43	\$13.32	\$20.45	\$29.88	\$41.12	\$19,610	\$27,706	\$42,545	\$62,155	\$85,527
27-1011	Art Directors	510	10.91	\$36.65	\$76,238	3.45	\$20.65	\$25.77	\$34.72	\$45.85	\$56.39	\$42,962	\$53,594	\$72,219	\$95,378	\$117,291
27-1012	Craft Artists	80	29.97	\$15.50	\$32,244	10.56	\$8.35	\$9.75	\$13.77	\$19.01	\$22.50	\$17,367	\$20,282	\$28,650	\$39,543	\$46,810
27-1013	Fine Artists, Including Painters, Sculptors, and Illustrators	130	30.42	\$24.29	\$50,525	18.51	\$8.75	\$12.38	\$16.86	\$36.48	\$42.24	\$18,199	\$25,745	\$35,060	\$75,872	\$87,865
27-1014	Multimedia Artists and Animators	260	16.36	\$27.76	\$57,734	5.04	\$18.69	\$21.17	\$26.28	\$33.75	\$40.93	\$38,882	\$44,038	\$54,652	\$70,201	\$85,140
27-1019	Artists and Related Workers, All Other	190	16.17	\$21.73	\$45,205	2.79	\$15.05	\$16.15	\$18.24	\$24.25	\$37.49	\$31,306	\$33,584	\$37,934	\$50,437	\$77,983
27-1021	Commercial and Industrial Designers	250	15.02	\$30.06	\$62,531	7.02	\$18.77	\$20.95	\$26.42	\$36.48	\$51.34	\$39,035	\$43,584	\$54,946	\$75,878	\$106,793
27-1022	Fashion Designers	80	19.13	\$31.93	\$66,414	7.50	\$15.54	\$20.34	\$26.14	\$36.83	\$57.19	\$32,318	\$42,308	\$54,362	\$76,612	\$118,950
27-1023	Floral Designers	940	8.88	\$13.40	\$27,866	2.27	\$8.58	\$10.28	\$12.99	\$15.93	\$18.45	\$17,846	\$21,378	\$27,011	\$33,131	\$38,386
27-1024	Graphic Designers	4,050	9.05	\$21.61	\$44,943	1.57	\$12.58	\$15.42	\$20.16	\$26.45	\$33.13	\$26,156	\$32,079	\$41,936	\$55,018	\$68,919
27-1025	Interior Designers	1,070	11.02	\$26.28	\$54,671	5.87	\$14.39	\$17.52	\$21.88	\$30.77	\$44.98	\$29,935	\$36,436	\$45,504	\$64,003	\$93,553
27-1026	Merchandise Displayers and Window Trimmers	1,290	17.79	\$12.40	\$25,789	2.02	\$8.71	\$10.24	\$12.36	\$14.07	\$15.80	\$18,124	\$21,308	\$25,715	\$29,256	\$32,858
27-1027	Set and Exhibit Designers	40	13.36	\$22.23	\$46,241	3.33	\$12.74	\$15.07	\$22.07	\$28.50	\$33.84	\$26,491	\$31,349	\$45,897	\$59,273	\$70,384
27-1029	Designers, All Other	100	32.15	\$14.81	\$30,810	15.32	\$7.96	\$8.83	\$13.21	\$18.99	\$25.40	\$16,567	\$18,361	\$27,478	\$39,504	\$52,822
27-2011	Actors	240	17.02	\$26.50		20.68	\$8.70	\$11.31	\$19.08	\$27.61	\$46.74					
27-2012	Producers and Directors	950	8.00	\$29.45	\$61,265	3.27	\$12.35	\$17.85	\$26.15	\$36.92	\$51.08	\$25,680	\$37,119	\$54,385	\$76,798	\$106,246
27-2021	Athletes and Sports Competitors	160	31.62													
27-2022	Coaches and Scouts	5,490	7.63		\$32,819	5.60						\$16,876	\$19,000	\$23,479	\$34,835	\$50,587
27-2023	Umpires, Referees, and Other Sports Officials	1,080	5.07		\$28,560	2.66						\$16,527	\$18,250	\$22,598	\$35,491	\$47,007
27-2031	Dancers			\$15.86		11.78	\$7.99	\$8.89	\$14.66	\$21.35	\$23.51					
27-2032	Choreographers			\$23.96	\$49,837	3.58	\$12.77	\$20.25	\$25.38	\$28.65	\$32.93	\$26,552	\$42,115	\$52,799	\$59,595	\$68,501
27-2041	Music Directors and Composers			\$20.89	\$43,460	5.21	\$12.03	\$14.60	\$20.98	\$25.62	\$28.71	\$25,029	\$30,359	\$43,644	\$53,285	\$59,726
27-2042	Musicians and Singers	560	14.42	\$23.60		13.14	\$8.53	\$9.94	\$17.28	\$29.03	\$51.33					
27-2099	Entertainers and Performers, Sports and Related Workers, All Other	350	39.30	\$18.14		3.21	\$9.64	\$11.43	\$14.86	\$22.16	\$31.81					
27-3011	Radio and Television Announcers	620	16.42	\$20.17	\$41,961	9.19	\$8.35	\$9.74	\$13.90	\$21.82	\$35.14	\$17,361	\$20,263	\$28,918	\$45,390	\$73,082
27-3012	Public Address System and Other Announcers			\$23.21	\$48,280	10.76	\$8.11	\$9.18	\$24.97	\$31.93	\$37.51	\$16,862	\$19,088	\$51,932	\$66,407	\$78,013
27-3021	Broadcast News Analysts	90	17.50	\$45.22	\$94,060	12.03	\$14.86	\$19.91	\$30.27	\$55.26		\$30,903	\$41,413	\$62,963	\$114,948	
27-3022	Reporters and Correspondents	870	17.16	\$23.16	\$48,172	6.74	\$10.05	\$13.23	\$18.00	\$29.91	\$37.03	\$20,913	\$27,518	\$37,434	\$62,204	\$77,019
27-3031	Public Relations Specialists	7,200	4.76	\$29.50	\$61,358	1.45	\$15.16	\$19.69	\$26.83	\$36.32	\$47.84	\$31,531	\$40,950	\$55,797	\$75,543	\$99,509
27-3041	Editors	2,210	14.23	\$27.58	\$57,358	2.82	\$15.42	\$19.59	\$25.55	\$33.62	\$43.76	\$32,077	\$40,748	\$53,134	\$69,922	\$91,028
27-3042	Technical Writers	1,320	8.72	\$31.54	\$65,594	1.89	\$20.32	\$25.08	\$31.47	\$36.95	\$44.54	\$42,262	\$52,160	\$65,461	\$76,853	\$92,647
27-3043	Writers and Authors	560	12.61	\$33.18	\$69,021	7.94	\$13.77	\$17.69	\$25.73	\$37.26	\$51.28	\$28,643	\$36,804	\$53,524	\$77,497	\$106,663
27-3091	Interpreters and Translators	1,330	20.94	\$28.54	\$59,366	5.13	\$16.82	\$21.80	\$27.12	\$36.07	\$43.50	\$34,985	\$45,345	\$56,419	\$75,030	\$90,481
27-3099	Media and Communication Workers, All Other	370	14.27	\$23.34	\$48,554	5.66	\$12.37	\$14.77	\$21.13	\$28.81	\$39.06	\$25,738	\$30,712	\$43,944	\$59,916	\$81,238
27-4011	Audio and Video Equipment Technicians	1,070	16.42	\$20.64	\$42,932	3.59	\$10.43	\$13.59	\$19.09	\$26.02	\$33.69	\$21,704	\$28,272	\$39,712	\$54,120	\$70,067
27-4012	Broadcast Technicians	570	10.94	\$21.49	\$44,704	3.74	\$10.34	\$13.59	\$20.78	\$27.63	\$33.81	\$21,506	\$28,260	\$43,229	\$57,469	\$70,320
27-4014	Sound Engineering Technicians	300	29.94	\$21.51	\$44,734	14.38	\$8.57	\$11.43	\$20.61	\$31.70	\$35.13	\$17,821	\$23,774	\$42,863	\$65,932	\$73,060
27-4021	Photographers	1,090	13.26	\$18.64	\$38,762	5.09	\$8.60	\$11.34	\$17.77	\$24.33	\$29.86	\$17,880	\$23,579	\$36,965	\$50,602	\$62,105
27-4031	Camera Operators, Television, Video, and Motion Picture	280	17.29	\$25.60	\$53,253	4.69	\$13.29	\$19.93	\$26.07	\$31.90	\$36.24	\$27,642	\$41,445	\$54,234	\$66,345	\$75,372
27-4032	Film and Video Editors	340	8.20	\$21.69	\$45,123	5.38	\$10.73	\$15.00	\$19.77	\$26.60	\$36.68	\$22,311	\$31,201	\$41,126	\$55,338	\$76,299
27-4099	Media and Communication Equipment Workers, All Other	550	10.62	\$29.05	\$60,424	4.97	\$12.22	\$16.92	\$28.46	\$39.69	\$47.84	\$25,426	\$35,199	\$59,201	\$82,556	\$99,509
29-0000	Healthcare Practitioners and Technical Occupations	114,970	1.86	\$35.53	\$73,907	1.43	\$15.70	\$22.61	\$30.76	\$40.59	\$56.29	\$32,661	\$47,029	\$63,986	\$84,433	\$117,089
29-1011	Chiropractors	790	18.86	\$25.92	\$53,913	8.52	\$13.84	\$16.25	\$20.34	\$32.08	\$44.82	\$28,787	\$33,807	\$42,304	\$66,723	\$93,216
29-1021	Dentists, General	1,670	9.98	\$66.61	\$138,543	11.11	\$17.49	\$41.32	\$60.13	\$85.06		\$36,385	\$85,955	\$125,064	\$176,921	

Occupational Code	Occupational Title	Employment Estimate	Employment Percentage Relative Standard Error	Average Hourly Wage	Average Annual Wage	Wage Percentage Relative Standard Error	10th Percentile (Hourly)	25th Percentile (Hourly)	50th Percentile (Hourly)	75th Percentile (Hourly)	90th Percentile (Hourly)	10th Percentile (Annual)	25th Percentile (Annual)	50th Percentile (Annual)	75th Percentile (Annual)	90th Percentile (Annual)
29-1029	Dentists, All Other Specialists	50	0.06	\$63.78	\$132,661	4.86	\$39.33	\$57.33	\$63.71	\$77.89	\$89.82	\$81,811	\$119,252	\$132,506	\$162,001	\$186,834
29-1031	Dietitians and Nutritionists	910	9.00	\$25.62	\$53,283	2.92	\$15.12	\$20.64	\$26.39	\$31.59	\$35.30	\$31,450	\$42,934	\$54,881	\$65,716	\$73,423
29-1041	Optometrists	680	17.75	\$47.76	\$99,340	5.67	\$24.60	\$32.67	\$43.05	\$53.89	\$71.43	\$51,161	\$67,954	\$89,542	\$112,085	\$148,582
29-1051	Pharmacists	4,280	3.68	\$53.70	\$111,690	1.46	\$39.91	\$49.39	\$54.93	\$62.39	\$69.19	\$83,015	\$102,738	\$114,255	\$129,764	\$143,914
29-1061	Anesthesiologists	530	33.37	\$117.79	\$245,008	13.71	\$71.30					\$148,303				
29-1062	Family and General Practitioners	2,300	13.53	\$88.28	\$183,630	7.73	\$35.43	\$56.70	\$85.06			\$73,700	\$117,941	\$176,929		
29-1063	Internists, General	320	30.08	\$77.80	\$161,825	6.98	\$27.59	\$59.21	\$77.75			\$57,394	\$123,148	\$161,722		
29-1064	Obstetricians and Gynecologists	400	24.89	\$98.78	\$205,473	8.59	\$61.99	\$76.57				\$128,934	\$159,262			
29-1065	Pediatricians, General	360	22.80	\$72.04	\$149,837	14.49	\$31.41	\$42.05	\$65.97			\$65,340	\$87,470	\$137,215		
29-1066	Psychiatrists	350	16.44	\$79.37	\$165,088	10.65	\$33.51	\$41.47	\$78.86			\$69,692	\$86,251	\$164,027		
29-1067	Surgeons	720	19.36	\$108.01	\$224,656	7.92	\$52.58	\$86.47				\$109,369	\$179,861			
29-1069	Physicians and Surgeons, All Other	3,310	11.84	\$91.70	\$190,739	6.98	\$35.62	\$60.85				\$74,096	\$126,561			
29-1071	Physician Assistants	1,800	7.78	\$41.08	\$85,436	2.03	\$26.55	\$34.51	\$41.26	\$48.43	\$55.38	\$55,224	\$71,790	\$85,820	\$100,728	\$115,200
29-1081	Podiatrists	140	28.65	\$84.78	\$176,341	19.26	\$30.60	\$38.86				\$63,642	\$80,832			
29-1111	Registered Nurses*	42,510	2.88	\$33.02	\$68,672	0.67	\$23.85	\$27.12	\$32.35	\$38.22	\$44.23	\$49,612	\$56,418	\$67,287	\$79,488	\$91,996
29-1122	Occupational Therapists	2,120	6.64	\$36.33	\$75,562	1.31	\$25.69	\$30.21	\$35.22	\$42.15	\$48.35	\$53,438	\$62,846	\$73,252	\$87,672	\$100,559
29-1123	Physical Therapists	3,690	4.75	\$34.61	\$71,998	1.51	\$23.85	\$28.72	\$33.67	\$40.27	\$48.09	\$49,604	\$59,728	\$70,032	\$83,766	\$100,026
29-1124	Radiation Therapists	180	15.15	\$43.12	\$89,686	1.97	\$32.56	\$37.37	\$42.58	\$49.49	\$56.15	\$67,729	\$77,739	\$88,562	\$102,937	\$116,795
29-1125	Recreational Therapists	310	14.02	\$17.04	\$35,442	5.46	\$9.89	\$11.43	\$16.07	\$21.09	\$27.15	\$20,562	\$23,768	\$33,424	\$43,866	\$56,480
29-1126	Respiratory Therapists	1,520	5.65	\$26.51	\$55,132	0.79	\$20.28	\$23.67	\$26.49	\$29.39	\$34.00	\$42,173	\$49,240	\$55,106	\$61,139	\$70,721
29-1127	Speech-Language Pathologists	2,600	3.47	\$39.91	\$83,007	1.38	\$26.93	\$31.86	\$38.74	\$47.70	\$56.08	\$56,021	\$66,266	\$80,573	\$99,226	\$116,637
29-1128	Therapists, All Other*	490	3.24	\$27.42	\$57,036	3.19	\$17.96	\$21.88	\$26.63	\$32.91	\$37.26	\$37,352	\$45,520	\$55,394	\$68,457	\$77,494
29-1131	Veterinarians	1,660	9.48	\$37.10	\$77,171	5.23	\$18.52	\$28.14	\$35.43	\$42.99	\$54.48	\$38,523	\$58,535	\$73,690	\$89,428	\$113,323
29-1181	Audiologists	430	21.75	\$38.49	\$80,061	1.65	\$27.03	\$32.78	\$39.13	\$44.03	\$50.14	\$56,223	\$68,186	\$81,383	\$91,574	\$104,295
29-1199	Health Diagnosing and Treating Practitioners, All Other	510	21.35	\$38.86	\$80,829	19.75	\$15.93	\$21.17	\$30.88	\$37.88	\$70.66	\$33,136	\$44,044	\$64,235	\$78,797	\$146,964
29-2011	Medical and Clinical Laboratory Technologists	3,050	4.58	\$28.20	\$58,656	1.59	\$18.08	\$23.14	\$28.67	\$33.75	\$37.39	\$37,609	\$48,140	\$59,628	\$70,203	\$77,770
29-2012	Medical and Clinical Laboratory Technicians	1,810	5.42	\$19.72	\$41,010	2.55	\$12.70	\$14.59	\$17.80	\$22.98	\$29.12	\$26,410	\$30,355	\$37,031	\$47,802	\$60,562
29-2021	Dental Hygienists	3,810	8.85	\$35.97	\$74,819	2.59	\$25.13	\$32.18	\$38.36	\$42.29	\$44.64	\$52,262	\$66,931	\$79,793	\$87,956	\$92,853
29-2031	Cardiovascular Technologists and Technicians	540	16.05	\$25.55	\$53,143	2.10	\$14.19	\$18.13	\$23.30	\$33.24	\$39.98	\$29,516	\$37,707	\$48,457	\$69,131	\$83,164
29-2032	Diagnostic Medical Sonographers	880	9.72	\$38.24	\$79,534	3.08	\$28.21	\$32.17	\$37.42	\$44.25	\$52.17	\$58,684	\$66,907	\$77,828	\$92,046	\$108,505
29-2033	Nuclear Medicine Technologists	240	11.19	\$35.97	\$74,828	1.47	\$26.62	\$31.57	\$36.79	\$41.99	\$45.04	\$55,377	\$65,675	\$76,519	\$87,348	\$93,691
29-2037	Radiologic Technologists and Technicians*	3,270	4.43	\$28.26	\$58,784	1.26	\$19.25	\$22.44	\$28.00	\$33.98	\$39.31	\$40,048	\$46,677	\$58,236	\$70,678	\$81,762
29-2041	Emergency Medical Technicians and Paramedics	3,120	8.59	\$19.72	\$41,009	2.93	\$9.95	\$12.79	\$18.32	\$26.45	\$32.60	\$20,706	\$26,598	\$38,103	\$55,026	\$67,812
29-2051	Dietetic Technicians	600	17.47	\$10.62	\$22,087	3.03	\$7.86	\$8.53	\$9.75	\$11.52	\$15.46	\$16,358	\$17,750	\$20,280	\$23,965	\$32,153
29-2052	Pharmacy Technicians	4,310	5.52	\$15.18	\$31,577	1.16	\$10.63	\$12.51	\$15.07	\$17.69	\$20.31	\$22,114	\$26,022	\$31,343	\$36,800	\$42,249
29-2053	Psychiatric Technicians	490	13.48	\$14.93	\$31,052	4.03	\$8.64	\$10.99	\$15.74	\$18.06	\$20.88	\$17,963	\$22,860	\$32,737	\$37,557	\$43,425
29-2054	Respiratory Therapy Technicians	70	14.09	\$23.33	\$48,523	2.41	\$15.31	\$19.35	\$23.05	\$27.41	\$32.24	\$31,844	\$40,256	\$47,950	\$57,007	\$67,057
29-2055	Surgical Technologists	1,660	13.73	\$22.79	\$47,394	3.59	\$15.63	\$17.87	\$21.60	\$26.76	\$32.64	\$32,508	\$37,174	\$44,932	\$55,668	\$67,892
29-2056	Veterinary Technologists and Technicians	2,470	14.09	\$14.90	\$31,001	2.06	\$10.97	\$12.56	\$14.40	\$17.22	\$20.02	\$22,819	\$26,115	\$29,942	\$35,813	\$41,637
29-2061	Licensed Practical and Licensed Vocational Nurses	6,230	3.71	\$21.37	\$44,458	0.89	\$15.85	\$18.68	\$21.15	\$24.20	\$27.70	\$32,972	\$38,862	\$43,993	\$50,343	\$57,621
29-2071	Medical Records and Health Information Technicians	2,670	6.05	\$19.22	\$39,975	1.87	\$11.90	\$14.23	\$18.05	\$23.06	\$28.55	\$24,759	\$29,606	\$37,549	\$47,958	\$59,380
29-2081	Opticians, Dispensing	1,210	14.38	\$17.17	\$35,714	5.32	\$10.94	\$12.84	\$15.57	\$19.63	\$24.29	\$22,753	\$26,714	\$32,382	\$40,834	\$50,526
29-2091	Orthotists and Prosthetists	80	25.16	\$29.44	\$61,226	8.59	\$15.04	\$19.10	\$26.16	\$39.02	\$44.54	\$31,275	\$39,731	\$54,412	\$81,166	\$92,638
29-2799	Health Technologists and Technicians, All Other*	2,020	7.82	\$19.92	\$41,427	2.02	\$12.60	\$15.01	\$18.35	\$23.79	\$28.26	\$26,212	\$31,215	\$38,167	\$49,491	\$58,775
29-9011	Occupational Health and Safety Specialists	1,020	6.03	\$35.88	\$74,625	1.55	\$20.72	\$26.94	\$35.83	\$43.78	\$51.69	\$43,087	\$56,033	\$74,527	\$91,072	\$107,517
29-9012	Occupational Health and Safety Technicians	160	16.05	\$24.75	\$51,486	8.03	\$8.28	\$18.56	\$25.30	\$29.00	\$40.82	\$17,223	\$38,598	\$52,615	\$60,328	\$84,898
29-9091	Athletic Trainers	190	13.00		\$49,391	5.79						\$27,941	\$33,680	\$43,064	\$54,997	\$71,594
29-9799	Healthcare Practitioners and Technical Workers, All Other*	380	15.39	\$30.14	\$62,697	3.73	\$13.45	\$17.74	\$27.69	\$41.58	\$52.06	\$27,972	\$36,908	\$57,599	\$86,495	\$108,295
31-0000	Healthcare Support Occupations	55,870	2.44	\$14.10	\$29,325	1.24	\$9.16	\$10.71	\$13.23	\$16.62	\$20.43	\$19,043	\$22,270	\$27,528	\$34,579	\$42,488
31-1011	Home Health Aides	13,710	7.15	\$10.79	\$22,438	1.72	\$8.01	\$8.96	\$10.35	\$11.75	\$14.24	\$16,668	\$18,635	\$21,536	\$24,430	\$29,626
31-1012	Nursing Aides, Orderlies, and Attendants*	18,370	3.82	\$13.16	\$27,372	1.10	\$9.89	\$11.14	\$12.95	\$14.72	\$17.32	\$20,573	\$23,176	\$26,945	\$30,627	\$36,029



Occupational Code	Occupational Title	Employment Estimate	Employment Percentage Relative Standard Error	Average Hourly Wage	Average Annual Wage	Wage Percentage Relative Standard Error	10th Percentile (Hourly)	25th Percentile (Hourly)	50th Percentile (Hourly)	75th Percentile (Hourly)	90th Percentile (Hourly)	10th Percentile (Annual)	25th Percentile (Annual)	50th Percentile (Annual)	75th Percentile (Annual)	90th Percentile (Annual)
31-1013	Psychiatric Aides	140	16.01	\$14.09	\$29,314	7.70	\$9.81	\$10.80	\$12.80	\$15.95	\$21.66	\$20,399	\$22,460	\$26,628	\$33,170	\$45,057
31-2011	Occupational Therapy Assistants	360	29.65	\$19.24	\$40,011	3.59	\$10.85	\$13.46	\$19.62	\$24.18	\$27.85	\$22,573	\$27,999	\$40,809	\$50,284	\$57,919
31-2012	Occupational Therapy Aides	20	30.29	\$20.62	\$42,892	7.14	\$14.31	\$17.14	\$20.63	\$24.56	\$27.61	\$29,757	\$35,643	\$42,915	\$51,080	\$57,428
31-2021	Physical Therapist Assistants	590	8.74	\$21.26	\$44,211	1.92	\$15.02	\$17.63	\$21.11	\$25.24	\$28.36	\$31,243	\$36,666	\$43,916	\$52,499	\$58,992
31-2022	Physical Therapist Aides	670	22.12	\$13.87	\$28,841	3.36	\$9.96	\$11.71	\$13.39	\$15.57	\$19.00	\$20,722	\$24,352	\$27,859	\$32,390	\$39,530
31-9011	Massage Therapists	2,220	13.51	\$20.59	\$42,837	5.41	\$8.58	\$10.89	\$18.28	\$27.58	\$35.34	\$17,837	\$22,648	\$38,013	\$57,357	\$73,516
31-9091	Dental Assistants	6,140	6.58	\$18.19	\$37,828	2.97	\$12.54	\$15.30	\$18.12	\$21.37	\$24.01	\$26,079	\$31,833	\$37,681	\$44,448	\$49,944
31-9092	Medical Assistants	7,670	4.86	\$15.70	\$32,651	1.55	\$11.46	\$12.92	\$15.29	\$17.80	\$21.05	\$23,830	\$26,868	\$31,804	\$37,027	\$43,787
31-9093	Medical Equipment Preparers	580	5.40	\$15.62	\$32,489	1.58	\$11.03	\$12.70	\$15.02	\$17.69	\$21.04	\$22,937	\$26,408	\$31,246	\$36,805	\$43,766
31-9094	Medical Transcriptionists	1,360	11.56	\$16.02	\$33,325	2.15	\$9.78	\$12.38	\$16.03	\$19.32	\$22.30	\$20,334	\$25,760	\$33,349	\$40,182	\$46,389
31-9095	Pharmacy Aides	100	15.92	\$14.36	\$29,867	2.96	\$11.15	\$12.41	\$13.88	\$16.11	\$18.33	\$23,189	\$25,805	\$28,878	\$33,517	\$38,121
31-9096	Veterinary Assistants and Laboratory Animal Caretakers	820	28.13	\$10.71	\$22,277	3.46	\$7.96	\$8.81	\$10.31	\$11.94	\$14.49	\$16,556	\$18,315	\$21,452	\$24,839	\$30,143
31-9799	Healthcare Support Workers, All Other*	3,110	4.82	\$15.39	\$32,017	1.25	\$10.82	\$12.67	\$14.87	\$17.77	\$20.78	\$22,501	\$26,361	\$30,921	\$36,970	\$43,221
33-0000	Protective Service Occupations	54,440	2.15	\$20.82	\$43,314	2.63	\$9.04	\$11.85	\$19.01	\$28.26	\$35.67	\$18,809	\$24,656	\$39,533	\$58,790	\$74,190
33-1011	First-Line Supervisors of Correctional Officers	640	2.61	\$30.51	\$63,457	1.60	\$22.97	\$26.33	\$31.35	\$34.39	\$37.98	\$47,781	\$54,776	\$65,212	\$71,537	\$79,007
33-1012	First-Line Supervisors of Police and Detectives	1,330	1.25	\$42.64	\$88,684	0.99	\$30.49	\$37.23	\$41.76	\$48.75	\$56.25	\$63,416	\$77,449	\$86,866	\$101,390	\$117,009
33-1021	First-Line Supervisors of Fire Fighting and Prevention Workers	800	3.82	\$38.17	\$79,385	1.86	\$24.57	\$32.13	\$39.89	\$44.16	\$49.46	\$51,112	\$66,830	\$82,963	\$91,859	\$102,870
33-1099	First-Line Supervisors of Protective Service Workers, All Other	880	6.34	\$26.07	\$54,226	3.10	\$14.14	\$18.42	\$24.25	\$31.60	\$42.27	\$29,405	\$38,317	\$50,438	\$65,724	\$87,921
33-2011	Firefighters	4,920	3.40	\$25.92	\$53,905	1.83	\$13.65	\$19.87	\$26.32	\$33.07	\$36.90	\$28,386	\$41,339	\$54,737	\$68,784	\$76,759
33-2021	Fire Inspectors and Investigators			\$31.79	\$66,131	1.97	\$24.30	\$28.60	\$31.99	\$35.24	\$40.67	\$50,539	\$59,487	\$66,532	\$73,302	\$84,599
33-2022	Forest Fire Inspectors and Prevention Specialists	30	6.67	\$28.88	\$60,077	1.74	\$17.47	\$24.14	\$28.40	\$34.68	\$41.57	\$36,331	\$50,204	\$59,065	\$72,138	\$86,461
33-3011	Bailiffs	60	1.56	\$19.52	\$40,592	1.96	\$15.25	\$16.27	\$18.19	\$22.92	\$26.72	\$31,718	\$33,852	\$37,843	\$47,681	\$55,578
33-3012	Correctional Officers and Jailers	7,400	2.00	\$21.63	\$44,997	1.97	\$14.66	\$19.01	\$20.01	\$25.53	\$29.63	\$30,497	\$39,533	\$41,630	\$53,102	\$61,623
33-3021	Detectives and Criminal Investigators	1,740	2.43	\$38.01	\$79,059	2.22	\$22.31	\$29.60	\$37.02	\$44.37	\$58.06	\$46,398	\$61,564	\$77,004	\$92,293	\$120,757
33-3041	Parking Enforcement Workers	40	4.36	\$18.08	\$37,608	2.17	\$14.47	\$15.73	\$17.59	\$20.44	\$22.84	\$30,100	\$32,717	\$36,587	\$42,524	\$47,509
33-3051	Police and Sheriff's Patrol Officers	9,490	1.48	\$29.22	\$60,782	0.94	\$19.78	\$24.76	\$30.26	\$34.36	\$36.78	\$41,134	\$51,507	\$62,945	\$71,475	\$76,503
33-9011	Animal Control Workers	330	17.45	\$19.35	\$40,258	7.15	\$10.62	\$13.99	\$19.66	\$24.88	\$27.92	\$22,088	\$29,108	\$40,884	\$51,741	\$58,068
33-9021	Private Detectives and Investigators	270	39.43	\$20.93	\$43,538	12.11	\$12.42	\$13.76	\$18.67	\$26.22	\$34.95	\$25,824	\$28,621	\$38,825	\$54,539	\$72,695
33-9031	Gaming Surveillance Officers and Gaming Investigators	170	16.12	\$15.21	\$31,632	1.95	\$11.75	\$12.67	\$14.21	\$17.31	\$20.82	\$24,434	\$26,362	\$29,564	\$36,006	\$43,297
33-9032	Security Guards	15,670	6.65	\$13.58	\$28,238	2.90	\$8.31	\$9.75	\$12.44	\$16.18	\$20.84	\$17,281	\$20,286	\$25,869	\$33,664	\$43,341
33-9091	Crossing Guards			\$13.87	\$28,848	2.04	\$9.73	\$10.85	\$13.18	\$16.19	\$18.97	\$20,237	\$22,563	\$27,411	\$33,675	\$39,458
33-9092	Lifeguards, Ski Patrol, and Other Recreational Protective Service Workers	4,810	3.99	\$10.01	\$20,826	1.34	\$7.78	\$8.36	\$9.34	\$10.96	\$13.05	\$16,179	\$17,390	\$19,432	\$22,798	\$27,148
33-9093	Transportation Security Screeners* (federal only)	1,030	0.00	\$18.29	\$38,043	2.47	\$15.03	\$16.57	\$18.01	\$19.80	\$21.62	\$31,272	\$34,459	\$37,461	\$41,186	\$44,959
33-9099	Protective Service Workers, All Other *	2,980	3.83	\$15.28	\$31,775	1.84	\$9.16	\$10.81	\$14.06	\$18.11	\$24.20	\$19,044	\$22,492	\$29,249	\$37,665	\$50,343
35-0000	Food Preparation and Serving Related Occupations	207,680	0.81	\$10.51	\$21,858	0.81	\$7.74	\$8.24	\$9.07	\$11.37	\$15.55	\$16,091	\$17,135	\$18,876	\$23,641	\$32,348
35-1011	Chefs and Head Cooks	1,900	9.12	\$22.76	\$47,344	2.98	\$13.24	\$16.53	\$21.27	\$27.65	\$34.71	\$27,538	\$34,377	\$44,251	\$57,514	\$72,202
35-1012	First-Line Supervisors of Food Preparation and Serving Workers	13,770	3.50	\$17.03	\$35,430	1.64	\$10.30	\$12.59	\$16.24	\$20.63	\$25.33	\$21,430	\$26,179	\$33,783	\$42,913	\$52,686
35-2011	Cooks, Fast Food	4,260	22.49	\$9.03	\$18,778	2.27	\$7.66	\$8.05	\$8.69	\$9.37	\$11.16	\$15,942	\$16,739	\$18,068	\$19,491	\$23,215
35-2012	Cooks, Institution and Cafeteria	5,700	4.88	\$12.99	\$27,015	1.64	\$8.55	\$10.06	\$12.32	\$15.29	\$18.26	\$17,785	\$20,921	\$25,622	\$31,800	\$37,972
35-2014	Cooks, Restaurant	22,770	3.75	\$11.26	\$23,416	1.48	\$8.12	\$9.18	\$10.90	\$13.06	\$14.56	\$16,892	\$19,089	\$22,681	\$27,159	\$30,281
35-2015	Cooks, Short Order	1,910	17.24	\$11.26	\$23,426	3.64	\$7.94	\$8.75	\$10.61	\$13.53	\$16.08	\$16,510	\$18,202	\$22,071	\$28,143	\$33,444
35-2019	Cooks, All Other	180	29.23	\$12.80	\$26,622	5.36	\$8.21	\$9.51	\$11.58	\$15.83	\$18.75	\$17,067	\$19,788	\$24,089	\$32,920	\$39,010
35-2021	Food Preparation Workers	10,850	8.73	\$10.46	\$21,760	1.54	\$7.88	\$8.59	\$9.93	\$11.74	\$14.13	\$16,401	\$17,877	\$20,662	\$24,414	\$29,381
35-3011	Bartenders	9,600	6.58	\$9.72	\$20,226	2.31	\$7.66	\$8.05	\$8.69	\$9.35	\$13.35	\$15,941	\$16,742	\$18,078	\$19,452	\$27,768
35-3021	Combined Food Preparation and Serving Workers, Including Fast Food	57,420	3.58	\$9.27	\$19,286	1.14	\$7.67	\$8.07	\$8.74	\$9.52	\$11.58	\$15,949	\$16,786	\$18,183	\$19,812	\$24,079
35-3022	Counter Attendants, Cafeteria, Food Concession, and Coffee Shop	6,390	14.46	\$8.85	\$18,404	1.50	\$7.65	\$8.03	\$8.65	\$9.29	\$10.84	\$15,912	\$16,696	\$18,002	\$19,313	\$22,545
35-3031	Waiters and Waitresses	44,260	2.52	\$10.07	\$20,952	2.54	\$7.67	\$8.07	\$8.74	\$9.56	\$15.99	\$15,953	\$16,790	\$18,186	\$19,895	\$33,256

Occupational Code	Occupational Title	Employment Estimate	Employment Percentage Relative Standard Error	Average Hourly Wage	Average Annual Wage	Wage Percentage Relative Standard Error	10th Percentile (Hourly)	25th Percentile (Hourly)	50th Percentile (Hourly)	75th Percentile (Hourly)	90th Percentile (Hourly)	10th Percentile (Annual)	25th Percentile (Annual)	50th Percentile (Annual)	75th Percentile (Annual)	90th Percentile (Annual)
35-3041	Food Servers, Nonrestaurant	4,380	7.43	\$10.56	\$21,964	1.71	\$7.85	\$8.52	\$9.77	\$12.02	\$14.49	\$16,321	\$17,719	\$20,323	\$25,003	\$30,148
35-9011	Dining Room and Cafeteria Attendants and Bartender Helpers	7,390	10.06	\$9.23	\$19,197	1.69	\$7.66	\$8.06	\$8.72	\$9.42	\$11.67	\$15,937	\$16,761	\$18,135	\$19,587	\$24,281
35-9021	Dishwashers	8,760	6.46	\$9.02	\$18,768	0.96	\$7.68	\$8.09	\$8.79	\$9.69	\$11.11	\$15,972	\$16,837	\$18,280	\$20,166	\$23,119
35-9031	Hosts and Hostesses, Restaurant, Lounge, and Coffee Shop	7,690	7.74	\$9.36	\$19,470	1.38	\$7.69	\$8.15	\$8.91	\$10.27	\$11.58	\$16,000	\$16,949	\$18,529	\$21,361	\$24,080
35-9099	Food Preparation and Serving Related Workers, All Other	460	33.99	\$10.97	\$22,823	3.86	\$8.18	\$9.37	\$10.40	\$11.35	\$13.22	\$17,020	\$19,489	\$21,626	\$23,611	\$27,497
37-0000	Building and Grounds Cleaning and Maintenance Occupations	72,670	2.38	\$12.43	\$25,854	0.99	\$8.08	\$9.09	\$11.16	\$14.29	\$18.46	\$16,805	\$18,915	\$23,204	\$29,715	\$38,391
37-1011	First-Line Supervisors of Housekeeping and Janitorial Workers	2,880	5.23	\$19.51	\$40,581	2.04	\$11.58	\$14.59	\$18.16	\$23.15	\$30.19	\$24,087	\$30,347	\$37,775	\$48,153	\$62,785
37-1012	First-Line Supervisors of Landscaping, Lawn Service, and Groundskeeping Workers	1,550	6.94	\$23.20	\$48,260	1.83	\$14.83	\$17.50	\$21.51	\$28.06	\$35.07	\$30,843	\$36,409	\$44,741	\$58,375	\$72,940
37-2011	Janitors and Cleaners, Except Maids and Housekeeping Cleaners	33,370	3.26	\$11.66	\$24,255	1.76	\$7.98	\$8.83	\$10.72	\$13.58	\$16.98	\$16,594	\$18,369	\$22,288	\$28,249	\$35,321
37-2012	Maids and Housekeeping Cleaners	14,670	5.46	\$10.31	\$21,450	1.28	\$7.83	\$8.49	\$9.72	\$11.50	\$13.94	\$16,293	\$17,661	\$20,217	\$23,912	\$28,991
37-2019	Building Cleaning Workers, All Other	70	49.40	\$13.24	\$27,533	5.10	\$8.82	\$10.37	\$13.14	\$16.36	\$17.81	\$18,340	\$21,568	\$27,322	\$34,023	\$37,038
37-2021	Pest Control Workers	610	23.44	\$19.14	\$39,802	5.74	\$12.41	\$14.93	\$17.31	\$21.61	\$32.08	\$25,810	\$31,044	\$36,010	\$44,939	\$66,733
37-3011	Landscaping and Groundskeeping Workers	19,070	2.85	\$13.13	\$27,320	1.09	\$8.68	\$10.12	\$12.20	\$15.33	\$19.06	\$18,053	\$21,040	\$25,380	\$31,891	\$39,640
37-3012	Pesticide Handlers, Sprayers, and Applicators, Vegetation			\$16.48	\$34,275	3.00	\$10.94	\$12.84	\$15.93	\$19.82	\$22.43	\$22,755	\$26,705	\$33,137	\$41,227	\$46,654
37-3013	Tree Trimmers and Pruners	100	42.08	\$20.27	\$42,159	5.47	\$15.14	\$16.54	\$19.33	\$24.04	\$27.41	\$31,498	\$34,403	\$40,202	\$49,996	\$57,010
37-3019	Grounds Maintenance Workers, All Other	200	31.16	\$15.50	\$32,245	4.70	\$10.16	\$11.72	\$13.75	\$18.61	\$25.76	\$21,126	\$24,382	\$28,598	\$38,712	\$53,571
39-0000	Personal Care and Service Occupations	59,630	2.36	\$12.45	\$25,886	1.10	\$7.92	\$8.72	\$10.52	\$14.09	\$20.08	\$16,479	\$18,130	\$21,891	\$29,308	\$41,773
39-1011	Gaming Supervisors	240	12.88	\$23.51	\$48,904	2.44	\$18.28	\$19.84	\$22.12	\$27.32	\$32.65	\$38,032	\$41,259	\$46,020	\$56,832	\$67,913
39-1012	Slot Supervisors	180	32.80	\$14.60	\$30,373	3.02	\$7.97	\$8.88	\$14.79	\$18.70	\$22.37	\$16,586	\$18,462	\$30,772	\$38,901	\$46,529
39-1021	First-Line Supervisors of Personal Service Workers	2,380	5.05	\$18.79	\$39,080	2.25	\$10.53	\$12.80	\$16.82	\$22.64	\$31.55	\$21,901	\$26,617	\$34,985	\$47,085	\$65,622
39-2011	Animal Trainers			\$12.00	\$24,961	3.74	\$8.40	\$9.84	\$12.30	\$13.79	\$14.70	\$17,473	\$20,461	\$25,581	\$28,679	\$30,582
39-2021	Nonfarm Animal Caretakers	3,280	7.37	\$10.62	\$22,090	2.03	\$7.85	\$8.50	\$9.70	\$11.51	\$14.66	\$16,328	\$17,682	\$20,176	\$23,950	\$30,484
39-3011	Gaming Dealers	1,460	12.98	\$9.31	\$19,363	3.07	\$7.62	\$7.98	\$8.58	\$9.19	\$11.52	\$15,850	\$16,602	\$17,856	\$19,110	\$23,963
39-3019	Gaming Service Workers, All Other			\$13.60	\$28,286	3.55	\$10.76	\$12.26	\$13.60	\$15.35	\$17.15	\$22,379	\$25,497	\$28,279	\$31,918	\$35,662
39-3021	Motion Picture Projectionists	150	14.31	\$11.29	\$23,486	6.85	\$7.88	\$8.59	\$10.16	\$12.85	\$14.58	\$16,398	\$17,862	\$21,124	\$26,718	\$30,327
39-3031	Ushers, Lobby Attendants, and Ticket Takers	1,720	24.69	\$9.06	\$18,854	2.27	\$7.68	\$8.09	\$8.79	\$9.74	\$11.15	\$15,966	\$16,838	\$18,291	\$20,251	\$23,189
39-3091	Amusement and Recreation Attendants	4,690	5.13	\$9.98	\$20,767	1.31	\$7.75	\$8.29	\$9.19	\$10.89	\$13.26	\$16,129	\$17,252	\$19,124	\$22,652	\$27,590
39-3093	Locker Room, Coatroom, and Dressing Room Attendants	1,030	30.73	\$9.86	\$20,510	9.45	\$7.65	\$8.08	\$8.80	\$10.90	\$14.52	\$15,917	\$16,811	\$18,301	\$22,681	\$30,198
39-3099	Entertainment Attendants and Related Workers, All Other	410	5.03	\$9.64	\$20,048	2.22	\$7.80	\$8.29	\$9.10	\$10.64	\$12.17	\$16,215	\$17,235	\$18,937	\$22,126	\$25,319
39-4011	Embalmers	120	20.63	\$20.24	\$42,099	9.12	\$12.36	\$17.40	\$21.22	\$24.32	\$27.03	\$25,712	\$36,199	\$44,143	\$50,588	\$56,229
39-4021	Funeral Attendants	390	14.94	\$13.24	\$27,532	5.19	\$8.31	\$9.79	\$12.56	\$15.64	\$18.13	\$17,276	\$20,363	\$26,131	\$32,524	\$37,702
39-4831	Funeral Service Managers, Directors, Morticians, and Undertakers	220	28.18	\$26.49	\$55,100	4.30	\$15.87	\$18.96	\$25.58	\$33.08	\$37.49	\$33,013	\$39,447	\$53,211	\$68,813	\$77,978
39-5011	Barbers	210	43.20	\$19.95	\$41,505	13.13	\$13.62	\$15.50	\$17.41	\$22.86	\$31.47	\$28,335	\$32,231	\$36,207	\$47,549	\$65,460
39-5012	Hairdressers, Hairstylists, and Cosmetologists	6,400	11.39	\$13.06	\$27,172	4.43	\$8.06	\$9.04	\$11.37	\$14.55	\$21.05	\$16,765	\$18,810	\$23,646	\$30,270	\$43,788
39-5092	Manicurists and Pedicurists	430	19.25	\$12.49	\$25,986	6.11	\$8.00	\$8.91	\$10.66	\$14.16	\$21.34	\$16,643	\$18,539	\$22,163	\$29,444	\$44,391
39-5094	Skincare Specialists	900	25.88	\$18.96	\$39,445	9.35	\$8.92	\$11.41	\$17.63	\$22.14	\$31.61	\$18,560	\$23,723	\$36,661	\$46,043	\$65,742
39-6011	Baggage Porters and Bellhops	690	9.56	\$10.45	\$21,733	2.72	\$7.84	\$8.49	\$9.66	\$11.48	\$14.34	\$16,311	\$17,655	\$20,097	\$23,870	\$29,835
39-6012	Concierges	700	10.41	\$13.10	\$27,246	2.76	\$8.90	\$10.59	\$12.90	\$15.20	\$17.46	\$18,521	\$22,025	\$26,823	\$31,616	\$36,314
39-7011	Tour Guides and Escorts	540	19.62	\$12.78	\$26,577	3.24	\$8.51	\$9.97	\$12.36	\$14.45	\$17.93	\$17,697	\$20,739	\$25,713	\$30,046	\$37,295
39-7012	Travel Guides	100	24.69	\$17.05	\$35,457	8.39	\$11.07	\$12.65	\$15.21	\$20.01	\$26.74	\$23,033	\$26,302	\$31,636	\$41,629	\$55,611
39-9011	Childcare Workers	8,890	6.06	\$11.78	\$24,505	2.44	\$8.02	\$8.96	\$10.78	\$13.51	\$17.04	\$16,687	\$18,631	\$22,426	\$28,092	\$35,433
39-9021	Personal Care Aides	12,090	7.71	\$9.73	\$20,243	1.23	\$7.76	\$8.32	\$9.25	\$10.78	\$12.23	\$16,132	\$17,295	\$19,234	\$22,429	\$25,436
39-9031	Fitness Trainers and Aerobics Instructors	5,890	6.57	\$18.41	\$38,294	2.40	\$8.98	\$12.70	\$16.90	\$22.39	\$29.76	\$18,674	\$26,419	\$35,150	\$46,573	\$61,901
39-9032	Recreation Workers	5,130	4.14	\$13.02	\$27,086	1.13	\$8.15	\$9.26	\$11.29	\$15.34	\$20.66	\$16,944	\$19,257	\$23,481	\$31,907	\$42,982
39-9041	Residential Advisors	190	12.77	\$14.26	\$29,661	4.22	\$9.26	\$11.26	\$13.59	\$16.55	\$20.39	\$19,262	\$23,422	\$28,258	\$34,422	\$42,403

Occupational Code	Occupational Title	Employment Estimate	Employment Percentage Relative Standard Error	Average Hourly Wage	Average Annual Wage	Wage Percentage Relative Standard Error	10th Percentile (Hourly)	25th Percentile (Hourly)	50th Percentile (Hourly)	75th Percentile (Hourly)	90th Percentile (Hourly)	10th Percentile (Annual)	25th Percentile (Annual)	50th Percentile (Annual)	75th Percentile (Annual)	90th Percentile (Annual)
39-9099	Personal Care and Service Workers, All Other	700	16.13	\$10.76	\$22,389	6.31	\$7.74	\$8.27	\$9.16	\$11.66	\$16.64	\$16,091	\$17,205	\$19,061	\$24,248	\$34,608
41-0000	Sales and Related Occupations	242,480	1.04	\$19.47	\$40,489	1.18	\$8.29	\$9.58	\$13.62	\$22.77	\$37.37	\$17,242	\$19,925	\$28,332	\$47,370	\$77,735
41-1011	First-Line Supervisors of Retail Sales Workers	17,220	2.81	\$20.02	\$41,642	1.52	\$11.51	\$13.99	\$17.70	\$22.86	\$31.76	\$23,933	\$29,099	\$36,810	\$47,551	\$66,068
41-1012	First-Line Supervisors of Non-Retail Sales Workers	3,940	5.38	\$36.91	\$76,764	2.45	\$17.81	\$23.91	\$33.30	\$45.79	\$61.46	\$37,054	\$49,724	\$69,259	\$95,240	\$127,836
41-2011	Cashiers	47,480	2.93	\$10.21	\$21,229	0.72	\$7.83	\$8.39	\$9.34	\$11.23	\$14.23	\$16,296	\$17,459	\$19,430	\$23,355	\$29,595
41-2012	Gaming Change Persons and Booth Cashiers	580	26.15	\$14.98	\$31,161	3.46	\$11.01	\$12.27	\$14.19	\$17.66	\$20.69	\$22,908	\$25,522	\$29,520	\$36,724	\$43,041
41-2021	Counter and Rental Clerks	10,070	5.31	\$13.03	\$27,104	1.97	\$8.09	\$9.00	\$11.11	\$15.27	\$21.20	\$16,821	\$18,716	\$23,115	\$31,760	\$44,103
41-2022	Parts Salespersons	3,000	6.67	\$17.20	\$35,782	2.98	\$9.53	\$12.31	\$15.74	\$20.58	\$25.99	\$19,822	\$25,601	\$32,731	\$42,801	\$54,062
41-2031	Retail Salespersons	75,110	2.32	\$13.15	\$27,355	1.23	\$8.08	\$8.99	\$10.96	\$14.63	\$21.10	\$16,797	\$18,692	\$22,796	\$30,434	\$43,891
41-3011	Advertising Sales Agents	2,350	9.31	\$23.23	\$48,328	3.45	\$11.60	\$15.36	\$19.62	\$28.37	\$40.44	\$24,134	\$31,944	\$40,811	\$59,014	\$84,122
41-3021	Insurance Sales Agents	7,130	7.53	\$28.19	\$58,635	4.93	\$12.35	\$16.92	\$23.51	\$32.33	\$43.70	\$25,694	\$35,195	\$48,903	\$67,254	\$90,903
41-3031	Securities, Commodities, and Financial Services Sales Agents	6,600	5.81	\$36.39	\$75,688	5.16	\$15.32	\$17.77	\$24.63	\$44.37	\$70.40	\$31,857	\$36,961	\$51,235	\$92,294	\$146,429
41-3041	Travel Agents	1,190	8.89	\$17.22	\$35,818	4.64	\$10.54	\$12.58	\$15.79	\$19.68	\$27.23	\$21,930	\$26,162	\$32,853	\$40,931	\$56,634
41-3099	Sales Representatives, Services, All Other	13,290	4.49	\$32.07	\$66,705	2.12	\$13.38	\$18.70	\$27.58	\$40.27	\$55.40	\$27,826	\$38,888	\$57,376	\$83,768	\$115,230
41-4011	Sales Representatives, Wholesale and Manufacturing, Technical and Scientific Products	5,960	7.05	\$41.72	\$86,771	2.53	\$20.29	\$26.57	\$36.87	\$53.01	\$68.44	\$42,205	\$55,274	\$76,694	\$110,253	\$142,350
41-4012	Sales Representatives, Wholesale and Manufacturing, Except Technical and Scientific Products	32,240	3.39	\$32.03	\$66,621	2.41	\$12.69	\$17.71	\$26.30	\$38.40	\$57.95	\$26,397	\$36,845	\$54,707	\$79,881	\$120,533
41-9011	Demonstrators and Product Promoters	830	26.23	\$11.90	\$24,749	4.35	\$9.90	\$10.43	\$11.32	\$12.54	\$14.15	\$20,583	\$21,691	\$23,537	\$26,082	\$29,428
41-9021	Real Estate Brokers	1,230	20.19	\$38.53	\$80,145	18.16	\$14.70	\$18.00	\$22.22	\$41.59	\$30.584	\$37,446	\$46,210	\$86,510	\$138,299	
41-9022	Real Estate Sales Agents	3,260	7.58	\$27.02	\$56,209	6.27	\$9.16	\$13.73	\$23.20	\$34.04	\$45.72	\$19,047	\$28,562	\$48,255	\$70,803	\$95,092
41-9031	Sales Engineers	1,290	12.05	\$44.65	\$92,879	2.07	\$26.15	\$33.14	\$43.08	\$54.32	\$66.49	\$54,395	\$68,924	\$89,597	\$112,990	\$138,299
41-9041	Telemarketers	6,460	8.79	\$12.20	\$25,373	5.25	\$8.05	\$8.94	\$10.57	\$13.54	\$19.37	\$16,740	\$18,591	\$21,984	\$28,154	\$40,288
41-9091	Door-to-Door Sales Workers, News and Street Vendors, and Related Workers			\$16.74	\$34,818	15.57	\$10.53	\$11.74	\$14.35	\$20.87	\$22.77	\$21,905	\$24,425	\$29,853	\$43,405	\$47,358
41-9799	Sales and Related Workers, All Other*	3,220	6.13	\$18.67	\$38,830	2.05	\$9.29	\$11.54	\$16.39	\$23.20	\$32.29	\$19,313	\$23,998	\$34,084	\$48,250	\$67,160
43-0000	Office and Administrative Support Occupations	352,370	0.92	\$17.18	\$35,732	0.37	\$9.56	\$12.27	\$16.10	\$21.06	\$26.62	\$19,893	\$25,524	\$33,498	\$43,805	\$55,366
43-1011	First-Line Supervisors of Office and Administrative Support Workers	18,040	1.93	\$26.21	\$54,512	0.64	\$15.19	\$19.51	\$25.22	\$31.99	\$38.90	\$31,587	\$40,579	\$52,463	\$66,537	\$80,911
43-2011	Switchboard Operators, Including Answering Service	1,900	14.38	\$14.33	\$29,807	2.60	\$9.72	\$10.99	\$13.35	\$16.68	\$20.52	\$20,222	\$22,863	\$27,769	\$34,703	\$42,683
43-3011	Bill and Account Collectors	5,990	7.41	\$16.18	\$33,664	3.30	\$9.28	\$11.97	\$15.79	\$19.33	\$23.56	\$19,303	\$24,907	\$32,839	\$40,199	\$49,000
43-3021	Billing and Posting Clerks	5,970	6.28	\$17.05	\$35,469	1.24	\$12.10	\$14.39	\$16.70	\$19.13	\$23.06	\$25,158	\$29,931	\$34,730	\$39,781	\$47,963
43-3031	Bookkeeping, Accounting, and Auditing Clerks	32,680	2.47	\$17.20	\$35,777	0.77	\$9.15	\$12.82	\$16.61	\$20.96	\$26.19	\$19,035	\$26,664	\$34,540	\$43,600	\$54,465
43-3041	Gaming Cage Workers	300	16.46	\$14.26	\$29,655	1.93	\$10.94	\$12.30	\$13.80	\$16.15	\$18.45	\$22,748	\$25,581	\$28,700	\$33,589	\$38,374
43-3051	Payroll and Timekeeping Clerks	2,400	5.30	\$19.65	\$40,868	1.60	\$13.17	\$16.06	\$19.66	\$23.12	\$27.11	\$27,388	\$33,399	\$40,900	\$48,083	\$56,380
43-3061	Procurement Clerks	1,010	4.00	\$21.66	\$45,063	2.75	\$14.31	\$17.92	\$21.62	\$25.96	\$29.26	\$29,770	\$37,277	\$44,978	\$54,006	\$60,853
43-3071	Tellers	8,270	3.78	\$13.06	\$27,173	1.85	\$9.94	\$10.75	\$12.28	\$14.38	\$17.67	\$20,681	\$22,365	\$25,550	\$29,909	\$36,754
43-4011	Brokerage Clerks	980	18.22	\$20.70	\$43,064	4.25	\$13.19	\$15.69	\$19.98	\$24.27	\$30.47	\$27,429	\$32,633	\$41,567	\$50,473	\$63,375
43-4021	Correspondence Clerks	140	32.76	\$20.01	\$41,616	3.59	\$13.38	\$15.51	\$19.48	\$24.81	\$27.91	\$27,830	\$32,252	\$40,521	\$51,599	\$58,053
43-4031	Court, Municipal, and License Clerks	4,520	1.05	\$18.31	\$38,084	0.74	\$10.98	\$14.34	\$17.37	\$21.97	\$26.99	\$22,831	\$29,820	\$36,139	\$45,699	\$56,148
43-4041	Credit Authorizers, Checkers, and Clerks	550	30.64	\$20.59	\$42,829	2.25	\$13.06	\$16.14	\$21.02	\$25.14	\$27.95	\$27,160	\$33,577	\$43,721	\$52,291	\$58,133
43-4051	Customer Service Representatives	42,900	3.98	\$16.25	\$33,808	1.26	\$9.61	\$12.14	\$15.04	\$19.19	\$23.96	\$19,988	\$25,242	\$31,276	\$39,913	\$49,828
43-4061	Eligibility Interviewers, Government Programs	2,230	1.17	\$20.86	\$43,387	1.63	\$14.72	\$17.19	\$20.02	\$24.38	\$27.82	\$30,623	\$35,746	\$41,637	\$50,713	\$57,858
43-4071	File Clerks	2,140	4.59	\$14.89	\$30,976	1.27	\$9.69	\$11.43	\$14.23	\$17.69	\$21.56	\$20,156	\$23,783	\$29,604	\$36,799	\$44,850
43-4081	Hotel, Motel, and Resort Desk Clerks	4,640	6.16	\$11.17	\$23,223	2.50	\$7.97	\$8.78	\$10.39	\$12.90	\$15.05	\$16,586	\$18,253	\$21,619	\$26,824	\$31,305
43-4111	Interviewers, Except Eligibility and Loan	3,530	3.87	\$15.60	\$32,441	2.93	\$8.71	\$12.16	\$15.11	\$18.64	\$22.82	\$18,110	\$25,296	\$31,431	\$38,775	\$47,459
43-4121	Library Assistants, Clerical	1,070	7.99	\$12.42	\$25,839	2.38	\$8.34	\$9.63	\$11.70	\$14.90	\$17.53	\$17,344	\$20,039	\$24,342	\$30,984	\$36,462
43-4131	Loan Interviewers and Clerks	2,150	16.04	\$19.83	\$41,247	2.91	\$12.61	\$15.84	\$19.26	\$23.57	\$28.29	\$26,229	\$32,948	\$40,070	\$49,018	\$58,843
43-4141	New Accounts Clerks	1,020	14.24	\$15.59	\$32,425	2.11	\$11.69	\$12.91	\$14.69	\$18.02	\$21.60	\$24,310	\$26,858	\$30,562	\$37,488	\$44,930
43-4151	Order Clerks	2,430	20.31	\$15.75	\$32,761	2.66	\$9.94	\$12.18	\$15.03	\$18.19	\$21.75	\$20,673	\$25,341	\$31,258	\$37,833	\$49,393
43-4161	Human Resources Assistants, Except Payroll and Timekeeping	2,100	2.43	\$19.28	\$40,100	0.86	\$12.70	\$16.00	\$19.16	\$22.44	\$26.39	\$26,419	\$33,273	\$39,850	\$46,685	\$54,896
43-4171	Receptionists and Information Clerks	18,830	3.50	\$13.54	\$28,171	1.08	\$8.65	\$10.49	\$13.24	\$16.24	\$18.62	\$17,994	\$21,811	\$27,549	\$33,783	\$38,735

Occupational Code	Occupational Title	Employment Estimate	Employment Percentage Relative Standard Error	Average Hourly Wage	Average Annual Wage	Wage Percentage Relative Standard Error	10th Percentile (Hourly)	25th Percentile (Hourly)	50th Percentile (Hourly)	75th Percentile (Hourly)	90th Percentile (Hourly)	10th Percentile (Annual)	25th Percentile (Annual)	50th Percentile (Annual)	75th Percentile (Annual)	90th Percentile (Annual)
43-4181	Reservation and Transportation Ticket Agents and Travel Clerks	2,820	4.63	\$14.96	\$31,112	4.57	\$9.96	\$11.12	\$13.48	\$19.14	\$22.27	\$20,711	\$23,120	\$28,034	\$39,820	\$46,316
43-4199	Information and Record Clerks, All Other	6,160	5.28	\$18.99	\$39,505	1.25	\$12.15	\$14.93	\$18.14	\$22.16	\$26.38	\$25,279	\$31,049	\$37,733	\$46,083	\$54,865
43-5011	Cargo and Freight Agents	380	40.58	\$19.18	\$39,897	10.32	\$9.30	\$13.22	\$18.12	\$23.50	\$32.30	\$19,353	\$27,490	\$37,695	\$48,873	\$67,179
43-5021	Couriers and Messengers	1,300	18.13	\$15.54	\$32,326	4.92	\$9.86	\$11.84	\$14.51	\$17.89	\$25.05	\$20,518	\$24,618	\$30,173	\$37,219	\$52,097
43-5031	Police, Fire, and Ambulance Dispatchers	1,690	9.36	\$21.38	\$44,469	0.90	\$15.29	\$18.54	\$21.61	\$24.72	\$27.90	\$31,797	\$38,567	\$44,951	\$51,426	\$58,028
43-5032	Dispatchers, Except Police, Fire, and Ambulance	2,540	7.51	\$20.53	\$42,700	3.21	\$11.19	\$14.38	\$19.75	\$25.77	\$32.24	\$23,281	\$29,909	\$41,073	\$53,600	\$67,058
43-5041	Meter Readers, Utilities	390	11.43	\$21.61	\$44,947	1.60	\$14.55	\$16.99	\$21.30	\$26.23	\$29.81	\$30,255	\$35,334	\$44,308	\$54,552	\$62,015
43-5051	Postal Service Clerks	1,120	0.00	\$25.35	\$52,718	1.25	\$23.86	\$25.52	\$25.53	\$25.53	\$26.55	\$49,629	\$53,085	\$53,093	\$53,100	\$55,226
43-5052	Postal Service Mail Carriers	4,770	0.00	\$25.13	\$52,262	1.22	\$19.46	\$24.29	\$26.69	\$26.70	\$27.27	\$40,472	\$50,532	\$55,518	\$55,530	\$56,723
43-5053	Postal Service Mail Sorters, Processors, and Processing Machine Operators	2,620	0.00	\$23.30	\$48,457	2.60	\$12.69	\$24.27	\$25.51	\$25.53	\$25.53	\$26,401	\$50,481	\$53,060	\$53,093	\$53,101
43-5061	Production, Planning, and Expediting Clerks	3,120	6.52	\$23.31	\$48,477	1.51	\$14.57	\$17.61	\$23.12	\$28.04	\$33.83	\$30,313	\$36,619	\$48,093	\$58,324	\$70,357
43-5071	Shipping, Receiving, and Traffic Clerks	8,340	4.11	\$15.20	\$31,614	0.85	\$9.74	\$11.71	\$14.31	\$18.04	\$22.08	\$20,262	\$24,356	\$29,757	\$37,529	\$45,927
43-5081	Stock Clerks and Order Fillers	28,700	2.78	\$12.62	\$26,240	1.03	\$8.15	\$9.25	\$11.36	\$15.16	\$18.58	\$16,961	\$19,232	\$23,634	\$31,536	\$38,643
43-5111	Weighers, Measurers, Checkers, and Samplers, Recordkeeping	690	15.05	\$15.18	\$31,576	3.90	\$9.47	\$10.64	\$13.87	\$18.93	\$23.61	\$19,706	\$22,133	\$28,841	\$39,374	\$49,110
43-6011	Executive Secretaries and Executive Administrative Assistants	19,060	2.52	\$23.94	\$49,802	1.00	\$15.85	\$18.57	\$22.64	\$28.27	\$34.68	\$32,967	\$38,629	\$47,093	\$58,803	\$72,144
43-6012	Legal Secretaries	3,030	9.89	\$24.07	\$50,072	2.72	\$14.43	\$20.30	\$25.26	\$28.41	\$32.17	\$30,019	\$42,229	\$52,543	\$59,102	\$66,906
43-6013	Medical Secretaries	6,600	5.51	\$16.15	\$33,586	1.38	\$11.04	\$13.14	\$15.87	\$18.64	\$22.16	\$22,958	\$27,340	\$33,010	\$38,775	\$46,085
43-6014	Secretaries and Administrative Assistants, Except Legal, Medical, and Executive	57,000	1.52	\$16.48	\$34,283	0.42	\$10.05	\$12.92	\$16.19	\$19.88	\$23.33	\$20,913	\$26,880	\$33,669	\$41,344	\$48,522
43-9011	Computer Operators	690	10.28	\$19.41	\$40,365	4.06	\$9.77	\$15.25	\$19.85	\$23.37	\$27.74	\$20,319	\$31,721	\$41,289	\$48,606	\$57,690
43-9021	Data Entry Keyers	2,710	7.94	\$14.92	\$31,027	1.69	\$9.79	\$11.87	\$14.78	\$17.41	\$20.66	\$20,368	\$24,681	\$30,752	\$36,205	\$42,979
43-9022	Word Processors and Typists	590	10.23	\$17.40	\$36,201	2.19	\$12.06	\$14.27	\$17.10	\$20.52	\$23.47	\$25,091	\$29,676	\$35,576	\$42,675	\$48,820
43-9031	Desktop Publishers	300	26.80	\$18.92	\$39,350	4.63	\$11.10	\$14.46	\$17.31	\$22.79	\$27.56	\$23,088	\$30,086	\$36,014	\$47,396	\$57,318
43-9041	Insurance Claims and Policy Processing Clerks	2,600	15.49	\$19.53	\$40,615	1.66	\$14.82	\$16.46	\$18.90	\$22.24	\$26.22	\$30,817	\$34,227	\$39,304	\$46,267	\$54,546
43-9051	Mail Clerks and Mail Machine Operators, Except Postal Service	1,450	12.31	\$14.24	\$29,627	2.62	\$8.57	\$10.49	\$14.14	\$17.40	\$20.34	\$17,835	\$21,811	\$29,412	\$36,198	\$42,316
43-9061	Office Clerks, General	24,150	2.99	\$15.09	\$31,396	1.05	\$8.92	\$11.08	\$14.05	\$17.73	\$22.54	\$18,562	\$23,038	\$29,218	\$36,871	\$46,892
43-9071	Office Machine Operators, Except Computer	1,210	9.05	\$14.08	\$29,287	1.52	\$10.07	\$11.83	\$13.55	\$15.86	\$18.91	\$20,954	\$24,597	\$28,191	\$32,999	\$39,328
43-9081	Proofreaders and Copy Markers	100	25.31	\$17.50	\$36,405	4.61	\$11.71	\$13.91	\$17.83	\$21.15	\$22.97	\$24,352	\$28,937	\$37,080	\$43,988	\$47,788
43-9111	Statistical Assistants	140	28.45	\$23.47	\$48,820	3.63	\$18.44	\$20.79	\$24.06	\$26.61	\$28.15	\$38,351	\$43,245	\$50,048	\$55,348	\$58,559
43-9799	Office and Administrative Support Workers, All Other*	2,150	6.65	\$16.44	\$34,204	1.85	\$9.35	\$12.64	\$15.54	\$19.42	\$23.57	\$19,438	\$26,297	\$32,316	\$40,390	\$49,017
45-0000	Farming, Fishing, and Forestry Occupations	3,270	10.00	\$13.27	\$27,606	2.64	\$8.04	\$8.99	\$11.84	\$15.74	\$21.29	\$16,730	\$18,707	\$24,623	\$32,734	\$44,293
45-1011	First-Line Supervisors of Farming, Fishing, and Forestry Workers	130	14.42	\$22.53	\$46,870	4.66	\$13.25	\$16.12	\$20.95	\$28.07	\$33.76	\$27,566	\$33,531	\$43,576	\$58,380	\$70,228
45-2041	Graders and Sorters, Agricultural Products	290	34.97	\$9.55	\$19,863	5.11	\$7.65	\$8.00	\$8.60	\$9.19	\$12.06	\$15,904	\$16,645	\$17,879	\$19,114	\$25,083
45-2091	Agricultural Equipment Operators	120	16.35													
45-2092	Farmworkers and Laborers, Crop, Nursery, and Greenhouse	1,630	18.06	\$11.62	\$24,165	3.28	\$7.98	\$8.83	\$11.01	\$13.43	\$15.88	\$16,588	\$18,377	\$22,896	\$27,938	\$33,030
45-2093	Farmworkers, Farm, Ranch, and Aquacultural Animals	690	12.77	\$12.88	\$26,790	4.55	\$8.15	\$9.22	\$11.87	\$15.56	\$18.22	\$16,952	\$19,187	\$24,686	\$32,368	\$37,903
45-2099	Agricultural Workers, All Other	60	33.22	\$16.03	\$33,341	4.52	\$10.12	\$11.98	\$15.95	\$18.59	\$22.65	\$21,041	\$24,929	\$33,186	\$38,659	\$47,111
45-4011	Forest and Conservation Workers	40	22.06	\$20.06	\$41,718	3.93	\$15.97	\$18.42	\$20.43	\$22.32	\$24.26	\$33,213	\$38,309	\$42,505	\$46,418	\$50,457
45-4022	Logging Equipment Operators	100	26.84	\$19.16	\$39,859	9.17	\$9.63	\$12.05	\$20.32	\$24.09	\$27.92	\$20,034	\$25,072	\$42,263	\$50,110	\$58,066
47-0000	Construction and Extraction Occupations	103,900	1.57	\$20.92	\$43,512	0.75	\$12.05	\$15.08	\$19.12	\$25.51	\$32.54	\$25,072	\$31,358	\$39,778	\$53,068	\$67,692
47-1011	First-Line Supervisors of Construction Trades and Extraction Workers	10,230	3.02	\$31.93	\$66,406	1.05	\$19.42	\$24.49	\$30.43	\$37.61	\$46.63	\$40,398	\$50,935	\$63,296	\$78,223	\$96,985
47-2011	Boilermakers	150	24.79	\$29.79	\$61,956	4.06	\$21.35	\$26.24	\$31.02	\$34.32	\$36.49	\$44,401	\$54,580	\$64,523	\$71,376	\$75,905
47-2021	Brickmasons and Blockmasons	1,230	14.09	\$21.91	\$45,572	4.71	\$13.28	\$16.29	\$22.07	\$26.82	\$29.52	\$27,630	\$33,882	\$45,898	\$55,788	\$61,400
47-2022	Stonemasons	230	23.12	\$18.60	\$38,679	5.02	\$12.72	\$14.30	\$17.04	\$21.22	\$26.89	\$26,454	\$29,738	\$35,444	\$44,133	\$55,934
47-2031	Carpenters	11,810	6.02	\$19.49	\$40,540	2.26	\$12.05	\$14.34	\$18.71	\$23.39	\$28.36	\$25,054	\$29,823	\$38,919	\$48,652	\$58,994
47-2041	Carpet Installers	180	27.20	\$17.38	\$36,156	10.18	\$9.23	\$11.78	\$16.71	\$22.64	\$26.93	\$19,192	\$24,497	\$34,750	\$47,092	\$56,007

Occupational Code	Occupational Title	Employment Estimate	Employment Percentage Relative Standard Error	Average Hourly Wage	Average Annual Wage	Wage Percentage Relative Standard Error	10th Percentile (Hourly)	25th Percentile (Hourly)	50th Percentile (Hourly)	75th Percentile (Hourly)	90th Percentile (Hourly)	10th Percentile (Annual)	25th Percentile (Annual)	50th Percentile (Annual)	75th Percentile (Annual)	90th Percentile (Annual)
47-2042	Floor Layers, Except Carpet, Wood, and Hard Tiles	140	39.53	\$11.82	\$24,576	11.86	\$8.01	\$8.94	\$10.47	\$13.93	\$19.52	\$16,665	\$18,591	\$21,772	\$28,971	\$40,596
47-2043	Floor Sanders and Finishers			\$16.55	\$34,419	3.06	\$12.23	\$13.62	\$16.28	\$19.43	\$22.02	\$25,443	\$28,326	\$33,859	\$40,412	\$45,798
47-2044	Tile and Marble Setters	550	23.98	\$17.51	\$36,422	6.56	\$9.58	\$12.72	\$16.26	\$21.76	\$27.67	\$19,933	\$26,463	\$33,828	\$45,253	\$57,559
47-2051	Cement Masons and Concrete Finishers	4,200	9.86	\$17.39	\$36,173	1.52	\$12.00	\$14.20	\$16.97	\$20.31	\$23.14	\$24,968	\$29,537	\$35,289	\$42,252	\$48,139
47-2061	Construction Laborers	15,600	4.84	\$14.88	\$30,958	1.19	\$9.17	\$11.91	\$14.58	\$17.36	\$20.56	\$19,066	\$24,777	\$30,333	\$36,115	\$42,760
47-2071	Paving, Surfacing, and Tamping Equipment Operators	1,300	8.11	\$18.80	\$39,102	2.22	\$12.01	\$15.33	\$19.10	\$22.22	\$25.90	\$24,983	\$31,885	\$39,724	\$46,220	\$53,867
47-2072	Pile-Driver Operators	30	33.42	\$21.55	\$44,832	5.90	\$13.46	\$15.82	\$18.60	\$27.56	\$34.31	\$28,007	\$32,901	\$38,684	\$57,331	\$71,360
47-2073	Operating Engineers and Other Construction Equipment Operators	6,740	5.18	\$21.18	\$44,051	1.19	\$15.11	\$17.25	\$20.67	\$24.58	\$28.67	\$31,430	\$35,878	\$42,991	\$51,135	\$59,639
47-2081	Drywall and Ceiling Tile Installers	2,120	8.27	\$17.09	\$35,539	3.07	\$10.15	\$14.23	\$16.98	\$20.14	\$22.81	\$21,119	\$29,607	\$35,324	\$41,881	\$47,448
47-2082	Tapers	380	22.81	\$19.89	\$41,366	4.09	\$13.53	\$16.13	\$18.84	\$22.35	\$27.84	\$28,138	\$33,559	\$39,178	\$46,494	\$57,908
47-2111	Electricians	11,450	5.55	\$23.98	\$49,879	1.77	\$15.09	\$18.16	\$23.63	\$28.88	\$34.33	\$31,390	\$37,779	\$49,155	\$60,075	\$71,409
47-2121	Glaziers	1,180	17.87	\$20.07	\$41,743	5.16	\$11.46	\$15.08	\$18.22	\$25.86	\$31.78	\$23,828	\$31,375	\$37,890	\$53,788	\$66,092
47-2131	Insulation Workers, Floor, Ceiling, and Wall	430	32.34	\$14.62	\$30,411	6.52	\$9.36	\$12.04	\$13.74	\$16.22	\$20.54	\$19,467	\$25,043	\$28,584	\$33,741	\$42,714
47-2132	Insulation Workers, Mechanical	390	31.74	\$18.12	\$37,694	2.75	\$12.41	\$14.05	\$16.90	\$21.20	\$26.50	\$25,807	\$29,220	\$35,145	\$44,087	\$55,114
47-2141	Painters, Construction and Maintenance	3,050	4.34	\$18.06	\$37,561	2.89	\$11.38	\$15.13	\$18.48	\$21.51	\$23.37	\$23,673	\$31,479	\$38,439	\$44,738	\$48,619
47-2151	Pipelayers	1,370	20.44	\$17.43	\$36,260	3.09	\$12.58	\$13.93	\$16.66	\$20.32	\$23.68	\$26,177	\$28,967	\$34,654	\$42,262	\$49,249
47-2152	Plumbers, Pipefitters, and Steamfitters	6,840	7.80	\$23.28	\$48,415	2.05	\$14.13	\$17.98	\$23.00	\$27.96	\$33.53	\$29,396	\$37,395	\$47,843	\$58,163	\$69,737
47-2161	Plasterers and Stucco Masons	340	25.83	\$14.83	\$30,852	4.91	\$10.51	\$12.01	\$14.14	\$16.86	\$18.72	\$21,858	\$24,975	\$29,420	\$35,071	\$38,933
47-2171	Reinforcing Iron and Rebar Workers			\$18.80	\$39,101	13.09	\$12.89	\$14.68	\$16.95	\$20.65	\$28.17	\$26,810	\$30,532	\$35,252	\$42,952	\$58,591
47-2181	Roofers	2,460	4.75	\$16.72	\$34,774	2.30	\$11.24	\$13.68	\$16.68	\$19.80	\$22.33	\$23,382	\$28,459	\$34,698	\$41,188	\$46,447
47-2211	Sheet Metal Workers	2,080	14.79	\$22.81	\$47,448	4.49	\$13.75	\$16.71	\$21.58	\$29.78	\$34.20	\$28,600	\$34,763	\$44,877	\$61,947	\$71,140
47-2221	Structural Iron and Steel Workers	1,010	14.88	\$21.77	\$45,273	2.06	\$15.38	\$17.10	\$20.94	\$26.08	\$29.32	\$31,981	\$35,567	\$43,562	\$54,254	\$60,984
47-3011	Helpers—Brickmasons, Blockmasons, Stonemasons, and Tile and Marble Setters	190	20.46	\$14.95	\$31,090	4.01	\$10.34	\$12.82	\$15.25	\$17.23	\$18.43	\$21,503	\$26,659	\$31,713	\$35,842	\$38,329
47-3012	Helpers—Carpenters	200	18.47	\$15.38	\$31,994	4.02	\$9.74	\$11.61	\$15.83	\$18.05	\$21.31	\$20,266	\$24,143	\$32,921	\$37,545	\$44,317
47-3013	Helpers—Electricians	450	29.32	\$15.07	\$31,337	3.88	\$10.20	\$12.63	\$15.30	\$17.32	\$19.15	\$21,219	\$26,280	\$31,821	\$36,025	\$39,832
47-3014	Helpers—Painters, Paperhangers, Plasterers, and Stucco Masons	190	20.99	\$12.24	\$25,451	6.02	\$9.70	\$10.34	\$11.41	\$13.62	\$16.58	\$20,183	\$21,511	\$23,725	\$28,329	\$34,478
47-3015	Helpers—Pipelayers, Plumbers, Pipefitters, and Steamfitters	500	28.01	\$14.96	\$31,116	4.19	\$8.98	\$12.96	\$15.68	\$17.41	\$18.46	\$18,675	\$26,955	\$32,605	\$36,212	\$38,406
47-3016	Helpers—Roofers	390	28.86	\$12.89	\$26,820	3.76	\$8.91	\$10.95	\$12.84	\$14.40	\$17.20	\$18,525	\$22,775	\$26,700	\$29,946	\$35,778
47-3019	Helpers, Construction Trades, All Other	120	25.43	\$14.87	\$30,938	3.55	\$10.80	\$12.84	\$15.41	\$17.12	\$18.14	\$22,454	\$26,714	\$32,053	\$35,603	\$37,733
47-4011	Construction and Building Inspectors	1,810	10.63	\$29.02	\$60,355	2.35	\$19.92	\$24.05	\$27.76	\$33.24	\$39.25	\$41,426	\$50,031	\$57,745	\$69,149	\$81,634
47-4021	Elevator Installers and Repairers	100	44.23	\$31.23	\$64,965	7.68	\$16.57	\$22.15	\$33.68	\$40.35	\$43.70	\$34,464	\$46,080	\$70,061	\$83,921	\$90,889
47-4031	Fence Erectors			\$13.17	\$27,391	5.90	\$9.76	\$10.60	\$12.45	\$15.31	\$17.93	\$20,299	\$22,039	\$25,898	\$31,852	\$37,294
47-4041	Hazardous Materials Removal Workers	1,020	11.61	\$18.81	\$39,127	2.49	\$13.58	\$15.80	\$18.23	\$21.34	\$23.24	\$28,257	\$32,863	\$37,923	\$44,397	\$48,341
47-4051	Highway Maintenance Workers	2,610	1.94	\$19.47	\$40,495	0.98	\$14.04	\$17.33	\$20.44	\$21.75	\$24.26	\$29,205	\$36,039	\$42,523	\$45,244	\$50,466
47-4061	Rail-Track Laying and Maintenance Equipment Operators	180	27.66	\$20.62	\$42,881	8.44	\$12.25	\$14.18	\$22.12	\$26.02	\$28.11	\$25,474	\$29,488	\$46,009	\$54,120	\$58,467
47-4071	Septic Tank Servicers and Sewer Pipe Cleaners	500	24.45	\$17.66	\$36,734	4.23	\$10.95	\$13.86	\$16.93	\$21.14	\$26.02	\$22,770	\$28,826	\$35,214	\$43,969	\$54,111
47-4799	Construction and Related Workers, All Other*	580	23.95	\$16.61	\$34,555	5.49	\$10.61	\$13.26	\$16.29	\$18.08	\$22.68	\$22,071	\$27,582	\$33,880	\$37,614	\$47,176
47-5011	Derrick Operators, Oil and Gas	380	27.77	\$24.44	\$50,842	3.83	\$17.03	\$20.38	\$24.56	\$27.88	\$32.47	\$35,424	\$42,385	\$51,082	\$57,999	\$67,533
47-5012	Rotary Drill Operators, Oil and Gas	1,070	23.51	\$27.27	\$56,715	3.84	\$15.93	\$18.98	\$26.71	\$34.78	\$41.35	\$33,137	\$39,474	\$55,550	\$72,350	\$86,017
47-5013	Service Unit Operators, Oil, Gas, and Mining	2,250	11.48	\$23.10	\$48,052	10.18	\$12.79	\$15.30	\$18.05	\$24.38	\$31.14	\$26,613	\$31,834	\$37,543	\$50,706	\$64,774
47-5021	Earth Drillers, Except Oil and Gas	410	39.23	\$18.36	\$38,192	4.32	\$12.55	\$15.36	\$17.95	\$21.28	\$24.07	\$26,098	\$31,954	\$37,337	\$44,254	\$50,060
47-5031	Explosives Workers, Ordnance Handling Experts, and Blasters	70	27.39	\$23.68	\$49,246	3.44	\$18.01	\$20.50	\$23.60	\$27.05	\$29.18	\$37,458	\$42,649	\$49,086	\$56,265	\$60,685
47-5041	Continuous Mining Machine Operators	600	4.80	\$29.27	\$60,882	4.72	\$20.24	\$26.96	\$31.32	\$33.93	\$35.50	\$42,106	\$56,082	\$65,148	\$70,580	\$73,839
47-5042	Mine Cutting and Channeling Machine Operators	290	4.88	\$29.00	\$60,330	4.06	\$18.40	\$24.06	\$29.13	\$32.81	\$35.10	\$38,275	\$50,047	\$60,590	\$68,251	\$73,010
47-5049	Mining Machine Operators, All Other			\$17.05	\$35,469	3.25	\$15.20	\$15.84	\$16.91	\$17.98	\$18.64	\$31,610	\$32,944	\$35,168	\$37,391	\$38,762
47-5051	Rock Splitters, Quarry	120	46.35	\$14.30	\$29,735	3.21	\$11.75	\$12.54	\$13.81	\$15.69	\$18.18	\$24,432	\$26,090	\$28,727	\$32,643	\$37,808
47-5061	Roof Bolters, Mining	120	0.97	\$28.54	\$59,366	2.87	\$24.17	\$25.67	\$28.18	\$31.89	\$34.71	\$50,273	\$53,403	\$58,620	\$66,323	\$72,204
47-5071	Roustabouts, Oil and Gas	2,650	21.86	\$17.89	\$37,216	2.84	\$12.01	\$14.32	\$16.95	\$20.74	\$26.10	\$24,989	\$29,777	\$35,250	\$43,140	\$54,288

Occupational Code	Occupational Title	Employment Estimate	Employment Percentage Relative Standard Error	Average Hourly Wage	Average Annual Wage	Wage Percentage Relative Standard Error	10th Percentile (Hourly)	25th Percentile (Hourly)	50th Percentile (Hourly)	75th Percentile (Hourly)	90th Percentile (Hourly)	10th Percentile (Annual)	25th Percentile (Annual)	50th Percentile (Annual)	75th Percentile (Annual)	90th Percentile (Annual)
47-5081	Helpers--Extraction Workers	560	20.49	\$22.44	\$46,680	7.72	\$13.00	\$15.18	\$18.47	\$31.19	\$34.68	\$27,040	\$31,565	\$38,419	\$64,866	\$72,139
47-5099	Extraction Workers, All Other	50	23.63	\$21.01	\$43,692	2.96	\$12.70	\$15.82	\$18.28	\$26.90	\$33.09	\$26,417	\$32,911	\$38,028	\$55,944	\$68,827
49-0000	Installation, Maintenance, and Repair Occupations	83,520	1.90	\$21.60	\$44,932	0.63	\$11.22	\$15.01	\$20.54	\$27.47	\$33.90	\$23,331	\$31,211	\$42,732	\$57,135	\$70,517
49-1011	First-Line Supervisors of Mechanics, Installers, and Repairers	6,050	3.29	\$31.55	\$65,615	1.11	\$19.50	\$24.28	\$30.36	\$37.11	\$44.70	\$40,564	\$50,497	\$63,158	\$77,194	\$92,979
49-2011	Computer, Automated Teller, and Office Machine Repairers	1,800	10.79	\$18.91	\$39,335	2.67	\$11.59	\$13.59	\$17.62	\$23.39	\$28.88	\$24,113	\$28,268	\$36,641	\$48,659	\$60,079
49-2021	Radio, Cellular, and Tower Equipment Installers and Repairs	250	27.27	\$25.18	\$52,369	2.42	\$14.84	\$20.39	\$25.82	\$30.60	\$34.88	\$30,869	\$42,415	\$53,707	\$63,640	\$72,546
49-2022	Telecommunications Equipment Installers and Repairers, Except Line Installers	3,970	8.85	\$28.85	\$60,011	1.44	\$19.92	\$25.07	\$30.01	\$33.64	\$35.82	\$41,429	\$52,152	\$62,429	\$69,976	\$74,511
49-2091	Avionics Technicians	340	25.11	\$22.24	\$46,260	5.35	\$13.17	\$16.56	\$22.24	\$28.00	\$32.59	\$27,400	\$34,440	\$46,255	\$58,235	\$67,783
49-2092	Electric Motor, Power Tool, and Related Repairers			\$16.00	\$33,282	8.41	\$10.02	\$11.10	\$15.87	\$18.45	\$22.78	\$20,849	\$23,097	\$33,008	\$38,371	\$47,382
49-2093	Electrical and Electronics Installers and Repairers, Transportation Equipment			\$26.74	\$55,626	5.94	\$16.79	\$23.47	\$27.85	\$32.37	\$34.99	\$34,924	\$48,822	\$57,926	\$67,324	\$72,777
49-2094	Electrical and Electronics Repairers, Commercial and Industrial Equipment	1,150	7.45	\$27.36	\$56,915	2.61	\$18.06	\$21.68	\$26.66	\$32.50	\$37.61	\$37,565	\$45,090	\$55,445	\$67,596	\$78,221
49-2095	Electrical and Electronics Repairers, Powerhouse, Substation, and Relay	410	8.24	\$32.34	\$67,270	2.34	\$23.80	\$28.30	\$32.85	\$36.80	\$42.33	\$49,511	\$58,870	\$68,329	\$76,550	\$88,036
49-2096	Electronic Equipment Installers and Repairers, Motor Vehicles	370	26.98	\$16.11	\$33,499	4.60	\$10.45	\$12.81	\$15.81	\$18.73	\$22.75	\$21,737	\$26,640	\$32,894	\$38,961	\$47,324
49-2097	Electronic Home Entertainment Equipment Installers and Repairers	780	20.37	\$17.09	\$35,553	4.07	\$10.88	\$13.15	\$17.03	\$20.70	\$22.61	\$22,630	\$27,348	\$35,417	\$43,063	\$47,019
49-2098	Security and Fire Alarm Systems Installers	820	19.08	\$21.63	\$44,980	4.11	\$13.58	\$16.75	\$21.02	\$26.42	\$31.85	\$28,239	\$34,834	\$43,721	\$54,950	\$66,242
49-3011	Aircraft Mechanics and Service Technicians	1,680	15.66	\$27.52	\$57,244	2.64	\$16.18	\$22.20	\$28.11	\$32.95	\$36.09	\$33,660	\$46,169	\$58,477	\$68,542	\$75,068
49-3021	Automotive Body and Related Repairers	2,420	10.31	\$19.61	\$40,790	6.36	\$8.36	\$10.14	\$19.14	\$25.52	\$34.21	\$17,391	\$21,088	\$39,814	\$53,085	\$71,165
49-3022	Automotive Glass Installers and Repairers	420	25.13	\$17.11	\$35,584	7.36	\$12.42	\$13.73	\$17.43	\$20.65	\$22.22	\$25,837	\$28,550	\$36,249	\$42,961	\$46,227
49-3023	Automotive Service Technicians and Mechanics	11,140	5.17	\$19.89	\$41,368	2.25	\$10.59	\$14.08	\$18.16	\$24.63	\$31.31	\$22,019	\$29,284	\$37,769	\$51,221	\$65,122
49-3031	Bus and Truck Mechanics and Diesel Engine Specialists	3,980	7.19	\$21.96	\$45,676	1.25	\$14.87	\$17.75	\$21.53	\$26.19	\$30.32	\$30,931	\$36,914	\$44,785	\$54,477	\$63,061
49-3041	Farm Equipment Mechanics and Service Technicians	370	13.51	\$19.59	\$40,742	3.39	\$14.22	\$16.21	\$18.91	\$21.95	\$27.04	\$29,573	\$33,713	\$39,323	\$45,660	\$56,235
49-3042	Mobile Heavy Equipment Mechanics, Except Engines	2,600	7.59	\$23.47	\$48,809	1.08	\$16.41	\$19.74	\$23.46	\$27.35	\$30.72	\$34,137	\$41,053	\$48,795	\$56,898	\$63,903
49-3043	Rail Car Repairers	390	21.53	\$19.23	\$39,995	7.50	\$11.08	\$13.97	\$18.17	\$25.03	\$27.98	\$23,052	\$29,059	\$37,799	\$52,059	\$58,194
49-3051	Motorboat Mechanics and Service Technicians	160	44.95	\$16.23	\$33,757	18.99	\$8.96	\$10.06	\$11.52	\$20.94	\$29.50	\$18,643	\$20,931	\$23,964	\$43,554	\$61,364
49-3052	Motorcycle Mechanics	350	19.44	\$16.84	\$35,028	3.80	\$10.57	\$12.84	\$16.10	\$19.66	\$24.74	\$21,991	\$26,700	\$33,485	\$40,894	\$51,450
49-3053	Outdoor Power Equipment and Other Small Engine Mechanics	380	17.64	\$17.69	\$36,805	2.94	\$12.10	\$14.93	\$17.07	\$20.77	\$25.27	\$25,171	\$31,047	\$35,495	\$43,203	\$52,558
49-3091	Bicycle Repairers	460	36.61	\$12.84	\$26,700	6.53	\$8.62	\$10.09	\$12.06	\$14.26	\$18.43	\$17,920	\$20,996	\$25,081	\$29,656	\$38,342
49-3092	Recreational Vehicle Service Technicians	240	36.65	\$21.40	\$44,508	5.81	\$11.86	\$14.07	\$21.69	\$27.70	\$32.84	\$24,663	\$29,263	\$45,119	\$57,606	\$68,311
49-3093	Tire Repairers and Changers	2,250	8.97	\$12.95	\$26,931	3.86	\$8.55	\$9.98	\$11.91	\$14.38	\$19.49	\$17,776	\$20,761	\$24,763	\$29,902	\$40,539
49-9011	Mechanical Door Repairers			\$24.25	\$50,436	8.87	\$15.68	\$23.77	\$25.90	\$28.04	\$29.31	\$32,622	\$49,448	\$53,881	\$58,314	\$60,974
49-9012	Control and Valve Installers and Repairers, Except Mechanical Door	1,000	12.26	\$26.78	\$55,702	3.94	\$14.12	\$20.36	\$29.12	\$33.64	\$36.23	\$29,378	\$42,344	\$60,576	\$69,974	\$75,357
49-9021	Heating, Air Conditioning, and Refrigeration Mechanics and Installers	3,620	10.13	\$23.45	\$48,770	4.13	\$12.72	\$17.77	\$23.32	\$29.08	\$34.45	\$26,461	\$36,964	\$48,512	\$60,495	\$71,652
49-9031	Home Appliance Repairers	550	22.36	\$17.72	\$36,848	4.78	\$12.02	\$14.63	\$16.82	\$19.76	\$25.67	\$25,007	\$30,424	\$34,995	\$41,091	\$53,386
49-9041	Industrial Machinery Mechanics	4,300	6.02	\$23.53	\$48,937	1.52	\$15.01	\$18.50	\$23.09	\$28.45	\$33.66	\$31,223	\$38,482	\$48,034	\$59,170	\$70,022
49-9043	Maintenance Workers, Machinery	710	10.77	\$22.67	\$47,156	4.92	\$13.43	\$17.42	\$24.26	\$27.58	\$29.69	\$27,937	\$36,224	\$50,458	\$57,370	\$61,754
49-9044	Millwrights	360	40.97	\$25.37	\$52,768	2.95	\$16.98	\$21.59	\$25.67	\$28.61	\$33.79	\$35,308	\$44,911	\$53,388	\$59,508	\$70,273
49-9051	Electrical Power-Line Installers and Repairers	1,900	12.69	\$30.95	\$64,383	1.87	\$20.26	\$26.45	\$32.36	\$36.25	\$40.94	\$42,131	\$55,009	\$67,319	\$75,396	\$85,162
49-9052	Telecommunications Line Installers and Repairers	1,220	46.13	\$23.48	\$48,839	6.18	\$13.76	\$16.84	\$23.12	\$30.46	\$34.34	\$28,625	\$35,022	\$48,091	\$63,364	\$71,425
49-9061	Camera and Photographic Equipment Repairers	40	29.61	\$18.34	\$38,157	5.68	\$12.62	\$14.28	\$17.73	\$21.99	\$26.16	\$26,248	\$29,703	\$36,879	\$45,738	\$54,419

Occupational Code	Occupational Title	Employment Estimate	Employment Percentage Relative Standard Error	Average Hourly Wage	Average Annual Wage	Wage Percentage Relative Standard Error	10th Percentile (Hourly)	25th Percentile (Hourly)	50th Percentile (Hourly)	75th Percentile (Hourly)	90th Percentile (Hourly)	10th Percentile (Annual)	25th Percentile (Annual)	50th Percentile (Annual)	75th Percentile (Annual)	90th Percentile (Annual)
49-9062	Medical Equipment Repairers	650	16.05	\$20.84	\$43,345	3.02	\$14.18	\$16.05	\$18.74	\$25.63	\$30.72	\$29,496	\$33,392	\$38,983	\$53,315	\$63,892
49-9063	Musical Instrument Repairers and Tuners	70	46.46	\$16.03	\$33,344	10.41	\$8.35	\$10.85	\$16.24	\$18.22	\$23.80	\$17,366	\$22,558	\$33,786	\$37,889	\$49,499
49-9069	Precision Instrument and Equipment Repairers, All Other	90	13.81	\$27.25	\$56,689	4.14	\$15.46	\$21.60	\$28.91	\$34.07	\$38.59	\$32,149	\$44,922	\$60,136	\$70,869	\$80,274
49-9071	Maintenance and Repair Workers, General	20,780	2.98	\$18.00	\$37,432	1.01	\$10.28	\$13.11	\$17.05	\$22.01	\$27.51	\$21,378	\$27,265	\$35,473	\$45,782	\$57,220
49-9091	Coin, Vending, and Amusement Machine Servicers and Repairers	470	15.71	\$16.25	\$33,790	2.47	\$11.16	\$13.39	\$16.21	\$18.84	\$21.84	\$23,221	\$27,845	\$33,723	\$39,178	\$45,433
49-9094	Locksmiths and Safe Repairers	460	15.80	\$18.23	\$37,918	6.08	\$8.49	\$12.02	\$18.22	\$23.45	\$27.93	\$17,657	\$25,003	\$37,889	\$48,768	\$58,097
49-9096	Riggers	90	47.58	\$21.72	\$45,175	4.27	\$16.86	\$19.11	\$21.15	\$23.23	\$28.25	\$35,078	\$39,753	\$43,989	\$48,316	\$58,755
49-9097	Signal and Track Switch Repairers	90	33.50	\$26.12	\$54,322	3.02	\$20.06	\$24.05	\$26.28	\$28.51	\$32.94	\$41,722	\$50,034	\$54,672	\$59,310	\$68,508
49-9098	Helpers--Installation, Maintenance, and Repair Workers	860	8.19	\$15.13	\$31,475	2.35	\$9.05	\$11.25	\$14.37	\$17.65	\$22.93	\$18,819	\$23,402	\$29,882	\$36,715	\$47,693
49-9799	Installation, Maintenance, and Repair Workers, All Other*	2,620	12.50	\$18.64	\$38,769	3.58	\$10.04	\$12.59	\$18.18	\$24.26	\$27.70	\$20,876	\$26,183	\$37,819	\$50,460	\$57,613
51-0000	Production Occupations	92,740	3.31	\$16.98	\$35,325	1.09	\$9.10	\$11.21	\$15.14	\$20.84	\$27.93	\$18,932	\$23,308	\$31,487	\$43,344	\$58,087
51-1011	First-Line Supervisors of Production and Operating Workers	5,670	3.35	\$29.62	\$61,614	1.01	\$16.79	\$21.79	\$28.19	\$36.11	\$44.89	\$34,931	\$45,324	\$58,629	\$75,115	\$93,361
51-2011	Aircraft Structure, Surfaces, Rigging, and Systems Assemblers			\$20.75	\$43,168	6.30	\$14.39	\$16.60	\$19.72	\$22.64	\$31.87	\$29,931	\$34,518	\$41,015	\$47,084	\$66,280
51-2021	Coil Winders, Tapers, and Finishers	40	16.05	\$19.35	\$40,240	19.26	\$9.63	\$11.65	\$15.98	\$27.01	\$34.99	\$20,029	\$24,229	\$33,246	\$56,183	\$72,789
51-2022	Electrical and Electronic Equipment Assemblers	3,590	10.69	\$15.09	\$31,395	1.76	\$9.56	\$11.31	\$14.08	\$17.54	\$22.51	\$19,881	\$23,522	\$29,295	\$36,481	\$46,825
51-2023	Electromechanical Equipment Assemblers	1,850	7.99	\$15.89	\$33,059	2.35	\$12.06	\$13.42	\$15.65	\$17.72	\$20.91	\$25,076	\$27,910	\$32,555	\$36,851	\$43,496
51-2031	Engine and Other Machine Assemblers	880	15.72	\$18.30	\$38,054	4.63	\$14.82	\$15.64	\$17.00	\$18.37	\$24.63	\$30,819	\$32,529	\$35,368	\$38,216	\$51,220
51-2041	Structural Metal Fabricators and Fitters	860	10.64	\$19.11	\$39,740	4.12	\$11.71	\$14.56	\$18.23	\$22.05	\$30.16	\$24,350	\$30,275	\$37,921	\$45,874	\$62,741
51-2091	Fiberglass Laminators and Fabricators	10	11.88	\$18.37	\$38,218	5.44	\$10.81	\$17.00	\$19.82	\$21.51	\$22.53	\$22,487	\$35,351	\$41,219	\$44,746	\$46,862
51-2092	Team Assemblers	5,960	7.23	\$13.64	\$28,380	1.68	\$8.59	\$10.21	\$12.73	\$16.12	\$19.82	\$17,870	\$21,238	\$26,471	\$33,529	\$41,219
51-2099	Assemblers and Fabricators, All Other	2,210	13.71	\$13.49	\$28,050	1.86	\$9.71	\$10.86	\$12.79	\$14.75	\$17.98	\$20,205	\$22,582	\$26,613	\$30,688	\$37,403
51-3011	Bakers	2,630	8.97	\$12.19	\$25,351	2.23	\$8.11	\$9.19	\$11.47	\$14.16	\$18.05	\$16,871	\$19,112	\$23,858	\$29,449	\$37,549
51-3021	Butchers and Meat Cutters			\$14.17	\$29,478	3.06	\$8.46	\$9.99	\$13.50	\$18.17	\$21.40	\$17,604	\$20,772	\$28,070	\$37,786	\$44,520
51-3022	Meat, Poultry, and Fish Cutters and Trimmers			\$11.05	\$22,986	2.25	\$8.57	\$9.76	\$10.82	\$12.18	\$14.13	\$17,827	\$20,306	\$22,508	\$25,342	\$29,394
51-3023	Slaughterers and Meat Packers	1,420	28.09	\$12.27	\$25,518	4.10	\$8.50	\$9.78	\$11.27	\$14.53	\$17.47	\$17,679	\$20,347	\$23,442	\$30,221	\$36,331
51-3091	Food and Tobacco Roasting, Baking, and Drying Machine Operators and Tenders	180	25.96	\$14.86	\$30,902	7.22	\$8.92	\$11.35	\$14.26	\$19.07	\$21.38	\$18,563	\$23,606	\$29,660	\$39,658	\$44,460
51-3092	Food Batchmakers	1,690	16.96	\$11.89	\$24,738	3.18	\$7.86	\$8.57	\$10.84	\$14.22	\$17.68	\$16,351	\$17,835	\$22,543	\$29,571	\$36,779
51-3093	Food Cooking Machine Operators and Tenders	240	14.48	\$12.96	\$26,958	3.44	\$8.40	\$9.92	\$12.22	\$15.66	\$19.06	\$17,467	\$20,632	\$25,417	\$32,566	\$39,650
51-4011	Computer-Controlled Machine Tool Operators, Metal and Plastic	1,050	13.52	\$18.22	\$37,899	4.51	\$11.62	\$13.66	\$17.05	\$22.90	\$27.17	\$24,162	\$28,411	\$35,462	\$47,623	\$56,522
51-4012	Computer Numerically Controlled Machine Tool Programmers, Metal and Plastic	160	24.69	\$18.07	\$37,591	4.26	\$10.73	\$12.35	\$14.35	\$24.60	\$30.33	\$22,324	\$25,696	\$29,848	\$51,166	\$63,080
51-4021	Extruding and Drawing Machine Setters, Operators, and Tenders, Metal and Plastic	420	16.12	\$16.34	\$33,983	4.37	\$11.02	\$13.58	\$16.17	\$18.19	\$22.51	\$22,913	\$28,249	\$33,625	\$37,840	\$46,822
51-4022	Forging Machine Setters, Operators, and Tenders, Metal and Plastic	310	17.64	\$18.36	\$38,179	7.20	\$10.99	\$13.56	\$19.37	\$22.98	\$25.87	\$22,859	\$28,210	\$40,283	\$47,804	\$53,801
51-4023	Rolling Machine Setters, Operators, and Tenders, Metal and Plastic	200	11.35	\$17.22	\$35,826	4.94	\$10.59	\$13.43	\$17.94	\$21.01	\$22.70	\$22,032	\$27,940	\$37,322	\$43,703	\$47,209
51-4031	Cutting, Punching, and Press Machine Setters, Operators, and Tenders, Metal and Plastic	1,070	11.39	\$16.02	\$33,324	2.72	\$10.57	\$12.47	\$14.90	\$19.14	\$23.27	\$21,994	\$25,944	\$30,990	\$39,802	\$48,407
51-4033	Grinding, Lapping, Polishing, and Buffing Machine Tool Setters, Operators, and Tenders, Metal and Plastic	490	16.77	\$15.10	\$31,418	2.26	\$10.11	\$11.75	\$14.19	\$18.00	\$21.48	\$21,022	\$24,448	\$29,516	\$37,435	\$44,677
51-4034	Lathe and Turning Machine Tool Setters, Operators, and Tenders, Metal and Plastic	280	37.69	\$19.87	\$41,320	4.27	\$10.89	\$15.10	\$18.71	\$23.98	\$29.41	\$22,654	\$31,401	\$38,907	\$49,886	\$61,173
51-4035	Milling and Planing Machine Setters, Operators, and Tenders, Metal and Plastic			\$16.36	\$34,025	2.46	\$10.47	\$12.35	\$16.27	\$20.09	\$22.42	\$21,781	\$25,690	\$33,849	\$41,783	\$46,639
51-4041	Machinists	4,150	7.83	\$20.17	\$41,949	1.82	\$12.19	\$15.06	\$19.62	\$24.67	\$29.41	\$25,362	\$31,333	\$40,815	\$51,315	\$61,172
51-4051	Metal-Refining Furnace Operators and Tenders	60	7.14	\$18.43	\$38,339	3.19	\$14.88	\$16.26	\$18.51	\$21.05	\$22.58	\$30,949	\$33,823	\$38,504	\$43,783	\$46,965

Occupational Code	Occupational Title	Employment Estimate	Employment Percentage Relative Standard Error	Average Hourly Wage	Average Annual Wage	Wage Percentage Relative Standard Error	10th Percentile (Hourly)	25th Percentile (Hourly)	50th Percentile (Hourly)	75th Percentile (Hourly)	90th Percentile (Hourly)	10th Percentile (Annual)	25th Percentile (Annual)	50th Percentile (Annual)	75th Percentile (Annual)	90th Percentile (Annual)
51-4061	Model Makers, Metal and Plastic	60	40.07	\$19.67	\$40,913	7.89	\$10.05	\$11.15	\$17.62	\$26.64	\$32.72	\$20,898	\$23,185	\$36,655	\$55,406	\$68,066
51-4071	Foundry Mold and Coremakers	70	42.63	\$12.43	\$25,850	5.09	\$9.68	\$10.57	\$12.02	\$13.71	\$14.73	\$20,134	\$21,985	\$25,010	\$28,508	\$30,646
51-4072	Molding, Coremaking, and Casting Machine Setters, Operators, and Tenders, Metal and Plastic	890	18.01	\$13.48	\$28,031	3.63	\$8.14	\$9.27	\$11.94	\$16.97	\$21.61	\$16,925	\$19,289	\$24,843	\$35,293	\$44,951
51-4081	Multiple Machine Tool Setters, Operators, and Tenders, Metal and Plastic	1,000	8.74	\$17.77	\$36,961	5.61	\$10.52	\$12.68	\$17.28	\$22.65	\$26.51	\$21,887	\$26,384	\$35,946	\$47,122	\$55,133
51-4111	Tool and Die Makers	260	20.85	\$23.77	\$49,450	2.54	\$16.52	\$19.72	\$23.61	\$28.18	\$31.83	\$34,368	\$41,019	\$49,112	\$58,618	\$66,214
51-4121	Welders, Cutters, Solderers, and Brazers	3,440	7.17	\$20.23	\$42,087	1.50	\$13.21	\$15.63	\$18.47	\$23.14	\$29.90	\$27,481	\$32,514	\$38,422	\$48,133	\$62,196
51-4122	Welding, Soldering, and Brazing Machine Setters, Operators, and Tenders	310	25.01	\$17.37	\$36,120	11.37	\$9.47	\$12.73	\$16.00	\$19.64	\$29.92	\$19,687	\$26,472	\$33,276	\$40,845	\$62,241
51-4191	Heat Treating Equipment Setters, Operators, and Tenders, Metal and Plastic	120	15.26	\$18.38	\$38,240	4.67	\$11.80	\$13.25	\$16.84	\$23.97	\$26.52	\$24,553	\$27,560	\$35,037	\$49,856	\$55,167
51-4193	Plating and Coating Machine Setters, Operators, and Tenders, Metal and Plastic	200	16.80	\$13.99	\$29,103	7.90	\$8.27	\$9.45	\$12.72	\$16.59	\$22.82	\$17,209	\$19,648	\$26,462	\$34,513	\$47,456
51-4194	Tool Grinders, Filers, and Sharpeners			\$10.83	\$22,527	3.26	\$7.66	\$8.11	\$8.87	\$12.56	\$17.66	\$15,935	\$16,874	\$18,440	\$26,127	\$36,736
51-4199	Metal Workers and Plastic Workers, All Other	110	24.37	\$17.45	\$36,291	5.37	\$8.91	\$12.65	\$17.36	\$22.00	\$26.53	\$18,532	\$26,304	\$36,107	\$45,758	\$55,188
51-5111	Prepress Technicians and Workers	610	18.30	\$17.75	\$36,910	2.83	\$10.90	\$14.62	\$17.69	\$21.11	\$23.34	\$30,402	\$36,797	\$43,905	\$48,542	\$54,542
51-5112	Printing Press Operators	2,130	6.40	\$17.18	\$35,734	1.99	\$11.17	\$13.45	\$16.57	\$20.68	\$24.49	\$23,237	\$27,968	\$34,459	\$43,013	\$50,934
51-5113	Print Binding and Finishing Workers	1,140	20.12	\$15.36	\$31,946	9.27	\$8.16	\$9.26	\$13.07	\$18.15	\$30.59	\$16,973	\$19,262	\$27,186	\$37,746	\$63,620
51-6011	Laundry and Dry-Cleaning Workers	3,880	8.88	\$10.20	\$21,225	1.55	\$7.93	\$8.70	\$9.99	\$11.32	\$13.26	\$16,497	\$18,103	\$20,769	\$23,552	\$27,572
51-6021	Pressers, Textile, Garment, and Related Materials			\$11.85	\$24,638	5.11	\$9.07	\$9.90	\$10.92	\$14.36	\$16.92	\$18,856	\$20,597	\$22,712	\$29,879	\$35,199
51-6031	Sewing Machine Operators	1,400	11.20	\$12.24	\$25,464	2.50	\$8.21	\$9.46	\$11.79	\$14.40	\$17.35	\$17,074	\$19,685	\$24,530	\$29,942	\$36,085
51-6041	Shoe and Leather Workers and Repairers	70	49.24	\$11.33	\$23,567	9.43	\$8.08	\$9.16	\$10.44	\$11.50	\$19.35	\$16,810	\$19,061	\$21,709	\$23,927	\$40,244
51-6051	Sewers, Hand			\$13.14	\$27,331	4.12	\$10.08	\$10.91	\$12.70	\$15.30	\$17.43	\$20,966	\$22,692	\$26,413	\$31,818	\$36,254
51-6052	Tailors, Dressmakers, and Custom Sewers			\$12.68	\$26,379	6.45	\$8.43	\$9.90	\$12.12	\$14.46	\$18.00	\$17,535	\$20,588	\$25,208	\$30,085	\$37,445
51-6062	Textile Cutting Machine Setters, Operators, and Tenders	210	31.85	\$13.33	\$27,725	4.13	\$8.70	\$10.24	\$13.15	\$16.51	\$18.09	\$18,086	\$21,299	\$27,346	\$34,345	\$37,620
51-6091	Extruding and Forming Machine Setters, Operators, and Tenders, Synthetic and Glass Fibers	80	45.22	\$13.72	\$28,543	5.29	\$9.63	\$11.36	\$13.38	\$15.89	\$19.01	\$20,035	\$23,622	\$27,841	\$33,060	\$39,541
51-6092	Fabric and Apparel Patternmakers	30	47.24	\$19.73	\$41,040	6.03	\$11.69	\$13.59	\$20.09	\$24.44	\$29.13	\$24,317	\$28,264	\$41,785	\$50,828	\$60,600
51-6093	Upholsterers	380	35.15	\$13.82	\$28,744	9.45	\$8.17	\$9.37	\$13.44	\$17.41	\$21.09	\$16,991	\$19,482	\$27,965	\$36,208	\$43,866
51-6099	Textile, Apparel, and Furnishings Workers, All Other			\$25.67	\$53,397	11.81	\$13.45	\$23.60	\$26.45	\$31.27	\$34.93	\$27,973	\$49,088	\$55,022	\$65,046	\$72,662
51-7011	Cabinetmakers and Bench Carpenters	1,690	10.14	\$15.79	\$32,840	2.52	\$9.52	\$12.37	\$14.90	\$18.70	\$22.69	\$19,793	\$25,739	\$30,998	\$38,899	\$47,188
51-7021	Furniture Finishers	370	17.00	\$16.55	\$34,431	3.10	\$8.90	\$12.65	\$16.51	\$20.71	\$23.49	\$18,509	\$26,320	\$34,332	\$43,073	\$48,862
51-7031	Model Makers, Wood			\$18.32	\$38,105	3.80	\$10.92	\$12.86	\$19.84	\$22.77	\$26.34	\$22,712	\$26,739	\$41,264	\$47,359	\$54,783
51-7041	Sawing Machine Setters, Operators, and Tenders, Wood	280	14.60	\$14.87	\$30,929	4.49	\$10.91	\$12.78	\$14.50	\$17.20	\$19.63	\$22,693	\$26,574	\$30,161	\$35,782	\$40,839
51-7042	Woodworking Machine Setters, Operators, and Tenders, Except Sawing	630	22.73	\$15.45	\$32,134	4.71	\$9.75	\$11.81	\$14.73	\$18.12	\$23.20	\$20,283	\$24,569	\$30,639	\$37,689	\$48,256
51-7099	Woodworkers, All Other	30	48.22	\$11.79	\$24,525	20.89	\$7.71	\$8.23	\$9.09	\$13.18	\$24.28	\$16,030	\$17,111	\$18,913	\$27,424	\$50,496
51-8012	Power Distributors and Dispatchers	80	15.20	\$33.51	\$69,691	3.00	\$26.47	\$29.99	\$33.17	\$36.42	\$41.47	\$55,059	\$62,377	\$69,002	\$75,750	\$86,251
51-8013	Power Plant Operators	960	20.18	\$31.71	\$65,953	2.69	\$24.01	\$27.45	\$31.83	\$35.55	\$41.28	\$49,932	\$57,096	\$66,198	\$73,942	\$85,865
51-8021	Stationary Engineers and Boiler Operators	750	9.65	\$24.48	\$50,911	1.75	\$15.85	\$19.30	\$24.11	\$27.95	\$34.06	\$32,978	\$40,149	\$50,139	\$58,127	\$70,841
51-8031	Water and Wastewater Treatment Plant and System Operators	2,070	5.96	\$23.92	\$49,764	2.88	\$14.70	\$18.20	\$22.96	\$28.57	\$34.24	\$30,580	\$37,865	\$47,764	\$59,427	\$71,228
51-8091	Chemical Plant and System Operators	220	33.89	\$23.38	\$48,635	9.87	\$13.76	\$17.05	\$23.06	\$30.11	\$34.09	\$28,615	\$35,469	\$47,956	\$62,620	\$70,901
51-8092	Gas Plant Operators	450	15.06	\$28.24	\$58,749	5.82	\$17.85	\$22.99	\$28.24	\$34.27	\$39.77	\$37,130	\$47,813	\$58,746	\$71,285	\$82,719
51-8093	Petroleum Pump System Operators, Refinery Operators, and Gaugers	380	8.92	\$32.48	\$67,552	3.46	\$24.54	\$28.75	\$32.35	\$36.26	\$42.27	\$51,037	\$59,799	\$67,283	\$75,422	\$87,918
51-8099	Plant and System Operators, All Other	240	11.78	\$23.12	\$48,080	2.30	\$15.05	\$18.89	\$23.15	\$27.98	\$30.09	\$31,294	\$39,300	\$48,148	\$58,198	\$62,585
51-9011	Chemical Equipment Operators and Tenders	420	12.46	\$20.11	\$41,826	2.96	\$12.70	\$14.94	\$20.46	\$23.68	\$27.78	\$26,419	\$31,066	\$42,559	\$49,259	\$57,782
51-9012	Separating, Filtering, Clarifying, Precipitating, and Still Machine Setters, Operators, and Tenders	910	4.04	\$22.15	\$46,081	6.88	\$13.25	\$17.87	\$24.24	\$26.76	\$28.28	\$27,557	\$37,165	\$50,416	\$55,665	\$58,814



Occupational Code	Occupational Title	Employment Estimate	Employment Percentage Relative Standard Error	Average Hourly Wage	Average Annual Wage	Wage Percentage Relative Standard Error	10th Percentile (Hourly)	25th Percentile (Hourly)	50th Percentile (Hourly)	75th Percentile (Hourly)	90th Percentile (Hourly)	10th Percentile (Annual)	25th Percentile (Annual)	50th Percentile (Annual)	75th Percentile (Annual)	90th Percentile (Annual)
51-9021	Crushing, Grinding, and Polishing Machine Setters, Operators, and Tenders	490	12.72	\$17.99	\$37,411	3.65	\$10.84	\$14.71	\$17.39	\$21.68	\$26.38	\$22,549	\$30,586	\$36,166	\$45,085	\$54,880
51-9022	Grinding and Polishing Workers, Hand	220	12.49	\$13.62	\$28,332	3.43	\$9.12	\$11.13	\$13.32	\$15.89	\$18.65	\$18,973	\$23,144	\$27,714	\$33,059	\$38,791
51-9023	Mixing and Blending Machine Setters, Operators, and Tenders	780	12.25	\$15.37	\$31,963	3.98	\$8.62	\$10.84	\$14.80	\$19.45	\$22.54	\$17,934	\$22,549	\$30,783	\$40,464	\$46,879
51-9031	Cutters and Trimmers, Hand	50	30.07	\$14.50	\$30,166	4.32	\$10.30	\$11.68	\$15.11	\$17.06	\$18.23	\$21,419	\$24,287	\$31,420	\$35,476	\$37,910
51-9032	Cutting and Slicing Machine Setters, Operators, and Tenders	350	14.12	\$16.71	\$34,764	2.82	\$11.76	\$13.95	\$16.50	\$18.91	\$22.66	\$24,470	\$29,008	\$34,312	\$39,343	\$47,141
51-9041	Extruding, Forming, Pressing, and Compacting Machine Setters, Operators, and Tenders	570	17.03	\$15.22	\$31,649	8.42	\$8.82	\$11.18	\$14.51	\$17.89	\$22.53	\$18,335	\$23,262	\$30,191	\$37,219	\$46,867
51-9051	Furnace, Kiln, Oven, Drier, and Kettle Operators and Tenders	90	12.71	\$14.98	\$31,163	4.42	\$9.83	\$12.49	\$14.59	\$17.26	\$20.41	\$20,442	\$25,987	\$30,348	\$35,891	\$42,447
51-9061	Inspectors, Testers, Sorters, Samplers, and Weighers	4,340	5.54	\$19.64	\$40,850	1.56	\$10.65	\$14.68	\$18.97	\$24.17	\$28.54	\$22,143	\$30,532	\$39,457	\$50,272	\$59,358
51-9071	Jewelers and Precious Stone and Metal Workers	200	21.58	\$16.29	\$33,892	5.33	\$8.30	\$9.92	\$14.71	\$22.87	\$27.24	\$17,272	\$20,642	\$30,606	\$47,566	\$56,649
51-9081	Dental Laboratory Technicians	640	13.29	\$21.32	\$44,339	4.48	\$11.72	\$14.96	\$19.22	\$26.59	\$33.38	\$24,382	\$31,126	\$39,968	\$55,307	\$69,423
51-9082	Medical Appliance Technicians	380	38.08	\$15.43	\$32,099	4.42	\$10.02	\$10.99	\$13.43	\$18.78	\$25.53	\$20,849	\$22,866	\$27,941	\$39,062	\$53,104
51-9083	Ophthalmic Laboratory Technicians	790	17.74	\$16.64	\$34,606	3.35	\$11.58	\$13.48	\$16.26	\$19.44	\$22.64	\$24,094	\$28,043	\$33,824	\$40,428	\$47,096
51-9111	Packaging and Filling Machine Operators and Tenders	3,510	8.28	\$15.35	\$31,932	6.30	\$8.31	\$9.72	\$13.43	\$19.51	\$26.82	\$17,275	\$20,228	\$27,927	\$40,590	\$55,793
51-9121	Coating, Painting, and Spraying Machine Setters, Operators, and Tenders	820	10.48	\$15.03	\$31,252	2.20	\$9.84	\$11.96	\$15.05	\$17.67	\$20.80	\$20,459	\$24,875	\$31,311	\$36,758	\$43,263
51-9122	Painters, Transportation Equipment	780	19.75	\$24.54	\$51,050	6.44	\$10.93	\$15.70	\$22.93	\$32.16	\$39.55	\$22,730	\$32,650	\$47,684	\$66,896	\$82,267
51-9123	Painting, Coating, and Decorating Workers	430	11.56	\$15.00	\$31,205	1.64	\$9.96	\$11.67	\$15.35	\$17.63	\$20.36	\$20,722	\$24,280	\$31,931	\$36,669	\$42,341
51-9151	Photographic Process Workers and Processing Machine Operators	520	7.33	\$12.58	\$26,162	1.57	\$8.68	\$10.07	\$11.78	\$14.61	\$17.53	\$18,059	\$20,942	\$24,512	\$30,389	\$36,465
51-9191	Adhesive Bonding Machine Operators and Tenders			\$17.66	\$36,729	2.57	\$13.64	\$15.52	\$17.31	\$19.77	\$22.49	\$28,373	\$32,287	\$35,996	\$41,126	\$46,780
51-9192	Cleaning, Washing, and Metal Pickling Equipment Operators and Tenders	120	42.35	\$12.76	\$26,545	9.62	\$7.92	\$8.59	\$9.70	\$15.80	\$24.71	\$16,469	\$17,862	\$20,182	\$32,854	\$51,398
51-9193	Cooling and Freezing Equipment Operators and Tenders	250	18.72	\$12.31	\$25,600	2.75	\$9.49	\$10.17	\$11.27	\$14.04	\$17.53	\$19,748	\$21,160	\$23,441	\$29,198	\$36,470
51-9194	Etchers and Engravers	260	44.98	\$13.56	\$28,202	2.34	\$9.84	\$10.90	\$13.07	\$15.79	\$18.05	\$20,464	\$22,681	\$27,176	\$32,847	\$37,541
51-9195	Molders, Shapers, and Casters, Except Metal and Plastic	420	12.95	\$15.81	\$32,894	4.75	\$9.90	\$11.37	\$14.59	\$18.96	\$24.59	\$20,582	\$23,640	\$30,356	\$39,444	\$51,141
51-9196	Paper Goods Machine Setters, Operators, and Tenders	920	26.02	\$16.62	\$34,564	3.64	\$10.61	\$14.63	\$16.80	\$18.83	\$22.18	\$22,076	\$30,422	\$34,948	\$39,170	\$46,142
51-9198	Helpers--Production Workers	3,750	11.44	\$12.54	\$26,089	1.98	\$8.19	\$9.36	\$11.80	\$14.93	\$17.84	\$17,037	\$19,465	\$24,535	\$31,063	\$37,106
51-9399	Production Workers, All Other*	2,460	21.09	\$15.47	\$32,185	3.97	\$8.62	\$10.52	\$14.90	\$19.43	\$22.84	\$17,924	\$21,881	\$30,994	\$40,410	\$47,500
53-0000	Transportation and Material Moving Occupations	118,010	1.80	\$16.70	\$34,733	1.57	\$8.68	\$10.82	\$14.89	\$20.15	\$26.90	\$18,058	\$22,508	\$30,978	\$41,914	\$55,944
53-1011	Aircraft Cargo Handling Supervisors	90	6.45	\$24.65	\$51,280	3.56	\$13.44	\$19.37	\$26.05	\$29.78	\$34.08	\$27,948	\$40,299	\$54,177	\$61,940	\$70,885
53-1021	First-Line Supervisors of Helpers, Laborers, and Material Movers, Hand	1,940	6.86	\$22.50	\$46,800	3.08	\$12.87	\$15.44	\$21.15	\$27.45	\$34.05	\$26,779	\$32,121	\$43,993	\$57,090	\$70,820
53-1031	First-Line Supervisors of Transportation and Material-Moving Machine and Vehicle Operators	2,930	4.14	\$26.67	\$55,469	1.48	\$13.57	\$19.15	\$26.10	\$33.44	\$39.70	\$28,234	\$39,830	\$54,294	\$69,551	\$82,568
53-2011	Airline Pilots, Copilots, and Flight Engineers	2,290	3.86		\$75,477	7.99						\$35,824	\$49,309	\$75,058	\$97,820	\$117,519
53-2012	Commercial Pilots	550	14.79		\$87,751	10.35						\$49,535	\$57,804	\$71,902	\$93,853	\$147,666
53-2021	Air Traffic Controllers	770	2.97	\$55.76	\$115,974	2.17	\$31.13	\$42.32	\$55.43	\$70.90	\$77.94	\$64,741	\$88,028	\$115,284	\$147,465	\$162,122
53-2022	Airfield Operations Specialists	90	8.58	\$25.95	\$53,981	3.02	\$18.64	\$22.84	\$26.93	\$29.85	\$34.13	\$38,781	\$47,514	\$56,012	\$62,081	\$71,000
53-2031	Flight Attendants	2,310	2.96		\$30,808	3.55						\$20,453	\$24,603	\$31,882	\$35,483	\$37,643
53-3011	Ambulance Drivers and Attendants, Except Emergency Medical Technicians	150	25.86	\$10.54	\$21,933	3.12	\$7.94	\$8.81	\$10.23	\$11.74	\$13.69	\$16,520	\$18,317	\$21,269	\$24,415	\$28,466
53-3021	Bus Drivers, Transit and Intercity	3,820	10.57	\$14.64	\$30,458	3.01	\$9.94	\$12.22	\$13.94	\$17.36	\$20.86	\$20,685	\$25,428	\$28,998	\$36,112	\$43,383
53-3022	Bus Drivers, School or Special Client	5,050	4.82	\$15.65	\$32,547	1.56	\$11.25	\$13.02	\$15.49	\$17.98	\$20.98	\$23,408	\$27,080	\$32,219	\$37,403	\$43,636
53-3031	Driver/Sales Workers	6,650	12.25	\$13.56	\$28,204	4.82	\$7.88	\$8.59	\$11.46	\$16.73	\$23.20	\$16,395	\$17,871	\$23,841	\$34,790	\$48,258
53-3032	Heavy and Tractor-Trailer Truck Drivers	21,150	4.23	\$19.80	\$41,192	1.66	\$12.62	\$15.82	\$19.25	\$22.70	\$28.73	\$26,248	\$32,911	\$40,038	\$47,220	\$59,758

Occupational Code	Occupational Title	Employment Estimate	Employment Percentage Relative Standard Error	Average Hourly Wage	Average Annual Wage	Wage Percentage Relative Standard Error	10th Percentile (Hourly)	25th Percentile (Hourly)	50th Percentile (Hourly)	75th Percentile (Hourly)	90th Percentile (Hourly)	10th Percentile (Annual)	25th Percentile (Annual)	50th Percentile (Annual)	75th Percentile (Annual)	90th Percentile (Annual)
53-3033	Light Truck or Delivery Services Drivers	15,280	4.76	\$16.13	\$33,558	3.02	\$9.03	\$11.03	\$14.60	\$19.37	\$26.99	\$18,774	\$22,933	\$30,367	\$40,285	\$56,137
53-3041	Taxi Drivers and Chauffeurs	1,520	7.20	\$11.96	\$24,884	2.64	\$8.14	\$9.21	\$11.17	\$14.28	\$17.16	\$16,937	\$19,164	\$23,229	\$29,694	\$35,687
53-3099	Motor Vehicle Operators, All Other	1,260	15.74	\$16.10	\$33,489	6.11	\$8.68	\$10.63	\$15.40	\$19.87	\$25.67	\$18,052	\$22,102	\$32,033	\$41,320	\$53,400
53-4011	Locomotive Engineers	410	40.70													
53-4013	Rail Yard Engineers, Dinkey Operators, and Hostlers	40	28.89	\$24.25	\$50,439	4.71	\$19.60	\$21.61	\$24.28	\$27.06	\$28.73	\$40,762	\$44,945	\$50,511	\$56,286	\$59,750
53-4021	Railroad Brake, Signal, and Switch Operators	410	38.39													
53-4031	Railroad Conductors and Yardmasters	380	38.65													
53-6021	Parking Lot Attendants			\$10.77	\$22,391	2.93	\$7.95	\$8.76	\$10.13	\$11.63	\$14.32	\$16,542	\$18,213	\$21,070	\$24,180	\$29,792
53-6031	Automotive and Watercraft Service Attendants	1,890	18.25	\$11.06	\$22,995	2.84	\$7.90	\$8.63	\$9.96	\$11.95	\$17.19	\$16,442	\$17,958	\$20,721	\$24,865	\$35,761
53-6041	Traffic Technicians	80	4.68	\$25.45	\$52,944	1.79	\$18.89	\$21.63	\$25.32	\$28.11	\$30.92	\$39,292	\$44,985	\$52,673	\$58,461	\$64,318
53-6051	Transportation Inspectors	430	20.87	\$32.94	\$68,507	9.88	\$16.70	\$22.08	\$28.52	\$45.03	\$54.88	\$34,743	\$45,928	\$59,317	\$93,672	\$114,150
53-6061	Transportation Attendants, Except Flight Attendants	330	6.53	\$10.73	\$22,317	6.82	\$7.81	\$8.29	\$9.10	\$13.24	\$16.99	\$16,239	\$17,245	\$18,921	\$27,536	\$35,338
53-6099	Transportation Workers, All Other	1,470	11.16	\$18.40	\$38,269	4.42	\$12.08	\$15.58	\$19.40	\$21.38	\$22.57	\$25,133	\$32,412	\$40,347	\$44,465	\$46,936
53-7011	Conveyor Operators and Tenders	260	13.83	\$17.73	\$36,870	7.22	\$10.31	\$12.40	\$15.60	\$22.46	\$27.97	\$21,448	\$25,785	\$32,440	\$46,723	\$58,179
53-7021	Crane and Tower Operators	580	24.43	\$24.75	\$51,473	4.04	\$16.46	\$19.27	\$24.12	\$29.38	\$34.82	\$34,247	\$40,076	\$50,165	\$61,111	\$72,435
53-7032	Excavating and Loading Machine and Dragline Operators	1,210	14.62	\$21.64	\$45,017	2.91	\$13.45	\$17.74	\$21.53	\$26.15	\$29.48	\$27,983	\$36,907	\$44,789	\$54,382	\$61,315
53-7033	Loading Machine Operators, Underground Mining	50	13.20	\$24.31	\$50,572	8.47	\$17.14	\$23.72	\$25.61	\$27.50	\$28.64	\$35,661	\$49,328	\$53,266	\$57,205	\$59,568
53-7051	Industrial Truck and Tractor Operators	5,340	6.65	\$15.65	\$32,558	1.51	\$9.90	\$12.27	\$15.11	\$18.43	\$22.28	\$20,590	\$25,519	\$31,434	\$38,340	\$46,341
53-7061	Cleaners of Vehicles and Equipment	4,570	7.62	\$11.25	\$23,399	2.66	\$7.95	\$8.77	\$10.31	\$12.50	\$17.00	\$16,541	\$18,233	\$21,436	\$25,993	\$35,355
53-7062	Laborers and Freight, Stock, and Material Movers, Hand	21,820	4.49	\$13.09	\$27,232	1.11	\$8.40	\$9.78	\$12.26	\$15.48	\$19.08	\$17,466	\$20,344	\$25,491	\$32,199	\$39,687
53-7063	Machine Feeders and Offbearers	860	18.24	\$15.55	\$32,345	8.68	\$8.41	\$10.08	\$14.55	\$20.64	\$24.54	\$17,484	\$20,959	\$30,258	\$42,931	\$51,035
53-7064	Packers and Packers, Hand	5,480	7.47	\$10.95	\$22,776	2.64	\$7.79	\$8.31	\$9.17	\$12.61	\$16.33	\$16,200	\$17,279	\$19,077	\$26,219	\$33,962
53-7071	Gas Compressor and Gas Pumping Station Operators			\$27.15	\$56,481	3.58	\$19.58	\$21.07	\$24.03	\$29.70	\$36.44	\$40,730	\$43,818	\$49,991	\$61,784	\$75,797
53-7072	Pump Operators, Except Wellhead Pumpers			\$20.59	\$42,825	10.83	\$11.12	\$14.37	\$20.20	\$26.59	\$31.17	\$23,120	\$29,883	\$42,018	\$55,312	\$64,827
53-7073	Wellhead Pumpers	420	17.03	\$23.30	\$48,465	3.77	\$15.65	\$19.41	\$23.80	\$27.38	\$30.91	\$32,555	\$40,377	\$49,503	\$56,957	\$64,296
53-7081	Refuse and Recyclable Material Collectors	2,000	10.42	\$16.34	\$33,982	2.95	\$9.39	\$12.05	\$16.11	\$19.72	\$23.35	\$19,530	\$25,066	\$33,508	\$41,013	\$48,570
53-7111	Mine Shuttle Car Operators	60	40.34	\$25.64	\$53,332	7.80	\$17.65	\$20.99	\$25.13	\$30.59	\$35.20	\$36,704	\$43,661	\$52,277	\$63,637	\$73,214
53-7121	Tank Car, Truck, and Ship Loaders			\$12.35	\$25,682	7.58	\$8.24	\$9.40	\$12.55	\$14.98	\$17.18	\$17,135	\$19,551	\$26,105	\$31,157	\$35,736

Occupational Code	Occupational Title	Employment Estimate	Employment Percentage Relative Standard Error	Average Hourly Wage	Average Annual Wage	Wage Percentage Relative Standard Error	10th Percentile (Hourly)	25th Percentile (Hourly)	50th Percentile (Hourly)	75th Percentile (Hourly)	90th Percentile (Hourly)	10th Percentile (Annual)	25th Percentile (Annual)	50th Percentile (Annual)	75th Percentile (Annual)	90th Percentile (Annual)
00-0000	All Occupations	155,460	1.49	\$25.84	\$53,750	2.01	\$9.16	\$12.53	\$19.69	\$32.56	\$51.56	\$19,056	\$26,056	\$40,951	\$67,731	\$107,237
11-0000	Management Occupations	7,450	4.20	\$59.11	\$122,956	1.73	\$27.01	\$37.05	\$53.24	\$75.51		\$56,187	\$77,065	\$110,737	\$157,056	
11-1011	Chief Executives	50	14.37	\$103.73	\$215,753	9.50	\$60.61	\$76.47				\$126,076	\$159,065			
11-1021	General and Operations Managers	3,050	4.11	\$62.21	\$129,407	2.43	\$27.17	\$34.91	\$53.28	\$82.37		\$56,512	\$72,602	\$110,817	\$171,320	
11-2021	Marketing Managers	270	17.08	\$67.50	\$140,400	3.99	\$35.74	\$45.71	\$64.09	\$81.58		\$74,347	\$95,081	\$133,314	\$169,696	
11-2022	Sales Managers	300	6.17	\$60.17	\$125,147	4.14	\$28.34	\$36.69	\$57.90	\$77.25		\$58,944	\$76,318	\$120,431	\$160,689	
11-2031	Public Relations and Fundraising Managers	50	12.95	\$50.84	\$105,746	7.74	\$18.48	\$28.90	\$44.20	\$68.49	\$86.21	\$38,434	\$60,117	\$91,939	\$142,455	\$179,323
11-3011	Administrative Services Managers	120	11.18	\$39.21	\$81,557	4.12	\$18.74	\$24.44	\$39.35	\$52.84	\$65.49	\$38,974	\$50,829	\$81,858	\$109,911	\$136,219
11-3021	Computer and Information Systems Managers	650	8.46	\$64.43	\$134,008	2.81	\$39.18	\$49.61	\$59.86	\$75.39		\$81,503	\$103,181	\$124,519	\$156,801	
11-3031	Financial Managers	350	12.67	\$65.49	\$136,209	3.60	\$37.60	\$46.19	\$59.80	\$79.21		\$78,209	\$96,066	\$124,391	\$164,762	
11-3051	Industrial Production Managers	120	21.81	\$53.04	\$110,318	4.88	\$31.86	\$41.20	\$50.69	\$61.16	\$79.30	\$66,267	\$85,699	\$105,438	\$127,208	\$164,953
11-3061	Purchasing Managers	50	10.03	\$52.23	\$108,646	2.32	\$39.77	\$43.66	\$51.44	\$61.42	\$70.00	\$82,713	\$90,810	\$106,998	\$127,761	\$145,610
11-3071	Transportation, Storage, and Distribution Managers	120	9.16	\$51.26	\$106,612	4.22	\$31.78	\$39.02	\$49.16	\$60.31	\$70.27	\$66,100	\$81,166	\$102,259	\$125,448	\$146,170
11-3111	Compensation and Benefits Managers	20	18.59	\$45.34	\$94,300	5.36	\$24.93	\$37.86	\$43.10	\$54.45	\$70.73	\$51,858	\$78,748	\$89,645	\$113,246	\$147,115
11-3121	Human Resources Managers	90	13.44	\$60.54	\$125,930	3.63	\$41.66	\$48.90	\$57.01	\$68.96	\$84.80	\$86,643	\$101,712	\$118,572	\$143,437	\$176,382
11-3131	Training and Development Managers	30	20.82	\$50.21	\$104,428	10.77	\$22.20	\$34.83	\$43.34	\$63.12	\$75.17	\$46,170	\$72,444	\$90,146	\$131,281	\$156,352
11-9021	Construction Managers	160	25.49	\$42.42	\$88,236	10.14	\$26.35	\$31.11	\$36.10	\$52.85	\$58.43	\$54,803	\$64,716	\$75,086	\$109,926	\$121,530
11-9031	Education Administrators, Preschool and Childcare Center/Program	70	18.72	\$22.24	\$46,264	7.07	\$16.60	\$19.31	\$21.57	\$25.27	\$28.82	\$34,523	\$40,163	\$44,875	\$52,564	\$59,948
11-9032	Education Administrators, Elementary and Secondary School	220	7.15		\$87,992	2.44						\$52,255	\$81,557	\$90,859	\$103,400	\$115,853
11-9033	Education Administrators, Postsecondary	200	21.33	\$49.93	\$103,854	6.47	\$25.01	\$33.29	\$44.89	\$64.84	\$82.51	\$52,015	\$69,245	\$93,372	\$134,877	\$171,630
11-9041	Architectural and Engineering Managers	320	10.61	\$69.96	\$145,511	3.89	\$41.92	\$51.13	\$66.03	\$83.54		\$87,199	\$106,343	\$137,335	\$173,758	
11-9051	Food Service Managers	80	27.69	\$28.92	\$60,149	4.78	\$19.41	\$21.83	\$27.94	\$33.78	\$40.33	\$40,376	\$45,404	\$58,112	\$70,263	\$83,880
11-9081	Lodging Managers	30	27.56													
11-9111	Medical and Health Services Managers	230	8.34	\$40.34	\$83,909	5.51	\$22.52	\$29.93	\$37.39	\$47.63	\$59.87	\$46,843	\$62,254	\$77,770	\$99,076	\$124,534
11-9121	Natural Sciences Managers	270	28.65	\$76.46	\$159,043	2.92	\$57.66	\$66.76	\$77.60	\$85.77		\$119,942	\$138,866	\$161,400	\$178,394	
11-9131	Postmasters and Mail Superintendents	10	0.07	\$34.23	\$71,195		\$24.90	\$27.27	\$34.69	\$42.79	\$46.38	\$51,800	\$56,711	\$72,155	\$89,008	\$96,462
11-9141	Property, Real Estate, and Community Association Managers	50	40.11	\$27.33	\$56,838	7.91	\$8.45	\$12.51	\$27.01	\$35.36	\$45.67	\$17,572	\$26,016	\$56,173	\$73,545	\$95,000
11-9151	Social and Community Service Managers	70	10.23	\$36.45	\$75,815	4.60	\$19.02	\$22.52	\$34.21	\$45.35	\$64.09	\$39,559	\$46,837	\$71,158	\$94,331	\$133,312
11-9199	Managers, All Other	340	8.95	\$52.69	\$109,595	3.51	\$27.36	\$41.53	\$52.39	\$62.66	\$74.96	\$56,911	\$86,381	\$108,972	\$130,329	\$155,916
13-0000	Business and Financial Operations Occupations	9,930	3.19	\$35.11	\$73,038	2.23	\$16.23	\$22.12	\$31.37	\$43.70	\$58.82	\$33,764	\$46,004	\$65,251	\$90,896	\$122,341
13-1011	Agents and Business Managers of Artists, Performers, and Athletes			\$23.45	\$48,769	21.13	\$10.37	\$11.75	\$16.81	\$30.10	\$61.50	\$21,566	\$24,430	\$34,965	\$62,604	\$127,922
13-1022	Wholesale and Retail Buyers, Except Farm Products	140	19.83	\$20.21	\$42,041	5.04	\$12.04	\$15.26	\$17.53	\$22.94	\$33.86	\$25,035	\$31,735	\$36,473	\$47,718	\$70,433
13-1023	Purchasing Agents, Except Wholesale, Retail, and Farm Products	470	7.30	\$33.05	\$68,748	2.05	\$19.01	\$24.98	\$32.49	\$41.23	\$48.59	\$39,543	\$51,953	\$67,575	\$85,763	\$101,067
13-1031	Claims Adjusters, Examiners, and Investigators	50	39.76	\$26.45	\$55,009	13.22	\$13.21	\$16.02	\$29.58	\$33.56	\$35.94	\$27,485	\$33,318	\$61,535	\$69,815	\$74,762
13-1041	Compliance Officers	230	20.29	\$34.73	\$72,248	6.47	\$19.62	\$24.96	\$33.17	\$41.65	\$53.38	\$40,805	\$51,908	\$68,990	\$86,642	\$111,033
13-1051	Cost Estimators	170	15.90	\$27.23	\$56,647	4.00	\$16.95	\$21.02	\$24.99	\$33.11	\$42.24	\$35,261	\$43,718	\$51,969	\$68,875	\$87,859
13-1078	Human Resources, Training, and Labor Relations Specialists, All Other*	480	14.31	\$32.26	\$67,107	2.42	\$19.24	\$24.17	\$28.45	\$37.74	\$51.66	\$40,014	\$50,271	\$59,173	\$78,504	\$107,463
13-1081	Logisticians	180	7.50	\$35.29	\$73,399	5.44	\$20.15	\$23.08	\$33.32	\$44.77	\$56.24	\$41,911	\$48,012	\$69,298	\$93,121	\$116,985
13-1111	Management Analysts	830	9.18	\$38.86	\$80,819	6.30	\$17.05	\$23.03	\$36.16	\$50.67	\$61.55	\$35,458	\$47,906	\$75,216	\$105,386	\$128,020
13-1121	Meeting, Convention, and Event Planners*	130	11.02	\$27.35	\$56,884	6.91	\$13.96	\$17.45	\$26.08	\$35.06	\$44.31	\$29,029	\$36,293	\$54,256	\$72,923	\$92,156
13-1141	Compensation, Benefits, and Job Analysis Specialists	80	12.90	\$29.07	\$60,461	3.02	\$19.43	\$21.69	\$26.97	\$35.24	\$43.83	\$40,416	\$45,108	\$56,088	\$73,289	\$91,172
13-1151	Training and Development Specialists	170	13.06	\$30.47	\$63,368	2.87	\$17.66	\$22.38	\$28.41	\$37.70	\$47.15	\$36,739	\$46,554	\$59,090	\$78,414	\$98,081
13-1161	Market Research Analysts and Marketing Specialists*	620	11.00	\$34.78	\$72,348	5.26	\$13.45	\$21.82	\$31.80	\$44.86	\$60.81	\$27,977	\$45,380	\$66,141	\$93,310	\$126,481
13-1199	Business Operations Specialists, All Other*	3,000	5.35	\$35.71	\$74,268	5.28	\$15.02	\$18.61	\$31.62	\$46.07	\$64.84	\$31,234	\$38,706	\$65,770	\$95,825	\$134,862
13-2011	Accountants and Auditors	2,050	5.50	\$35.82	\$74,513	2.30	\$19.78	\$24.73	\$31.65	\$42.19	\$57.87	\$41,150	\$51,432	\$65,827	\$87,758	\$120,378
13-2021	Appraisers and Assessors of Real Estate			\$41.75	\$86,830	20.96	\$23.01	\$26.34	\$31.75	\$40.39		\$47,868	\$54,796	\$66,050	\$84,017	

Occupational Code	Occupational Title	Employment Estimate	Employment Percentage Relative Standard Error	Average Hourly Wage	Average Annual Wage	Wage Percentage Relative Standard Error	10th Percentile (Hourly)	25th Percentile (Hourly)	50th Percentile (Hourly)	75th Percentile (Hourly)	90th Percentile (Hourly)	10th Percentile (Annual)	25th Percentile (Annual)	50th Percentile (Annual)	75th Percentile (Annual)	90th Percentile (Annual)
13-2031	Budget Analysts	60	22.09	\$37.06	\$77,093	1.67	\$26.69	\$31.29	\$35.97	\$43.82	\$50.03	\$55,505	\$65,087	\$74,816	\$91,144	\$104,063
13-2041	Credit Analysts	60	18.18	\$27.95	\$58,138	3.11	\$19.22	\$21.60	\$26.49	\$33.90	\$40.72	\$39,981	\$44,930	\$55,091	\$70,510	\$84,703
13-2051	Financial Analysts	360	35.81	\$43.69	\$90,879	3.32	\$24.51	\$30.57	\$41.01	\$55.15	\$68.75	\$50,986	\$63,581	\$85,302	\$114,717	\$142,991
13-2052	Personal Financial Advisors	260	12.61	\$29.29	\$60,927	9.83	\$16.13	\$17.88	\$29.97	\$35.86	\$43.31	\$33,553	\$37,188	\$62,340	\$74,585	\$90,083
13-2061	Financial Examiners			\$31.89	\$66,325	13.08	\$20.69	\$23.36	\$32.32	\$40.54	\$43.65	\$43,035	\$48,588	\$67,224	\$84,318	\$90,798
13-2072	Loan Officers	280	24.98	\$42.55	\$88,494	15.21	\$14.95	\$21.62	\$31.59	\$48.93		\$31,087	\$44,964	\$65,697	\$101,784	
13-2082	Tax Preparers	120	49.60	\$27.17	\$56,515	19.40	\$13.25	\$17.59	\$22.30	\$32.74	\$43.51	\$27,554	\$36,577	\$46,390	\$68,092	\$90,508
13-2099	Financial Specialists, All Other	70	19.18	\$41.26	\$85,811	8.14	\$21.69	\$29.24	\$36.97	\$50.43	\$74.76	\$45,118	\$60,824	\$76,893	\$104,886	\$155,491
15-0000	Computer and Mathematical Occupations	11,600	6.11	\$41.99	\$87,349	2.49	\$19.70	\$27.32	\$39.92	\$53.42	\$68.74	\$40,976	\$56,829	\$83,042	\$111,107	\$142,985
15-1111	Computer and Information Research Scientists	120	23.40	\$44.16	\$91,849	4.07	\$25.12	\$31.36	\$40.97	\$54.31	\$65.16	\$52,257	\$65,226	\$85,217	\$112,962	\$135,534
15-1121	Computer Systems Analysts	790	23.40	\$40.69	\$84,633	1.97	\$16.99	\$25.59	\$38.93	\$49.19	\$79.02	\$35,333	\$53,219	\$80,966	\$102,321	\$164,358
15-1132	Software Developers, Applications	3,530	10.68	\$43.92	\$91,345	3.07	\$21.68	\$30.21	\$42.64	\$55.25	\$69.19	\$45,091	\$62,837	\$88,682	\$114,923	\$143,907
15-1133	Software Developers, Systems Software	1,760	17.82	\$47.68	\$99,172	6.36	\$20.12	\$33.42	\$49.77	\$62.75	\$71.79	\$41,848	\$69,515	\$103,517	\$130,514	\$149,329
15-1141	Database Administrators	270	21.14	\$43.48	\$90,445	4.63	\$22.74	\$28.89	\$42.54	\$55.72	\$67.30	\$47,293	\$60,085	\$88,479	\$115,897	\$139,982
15-1142	Network and Computer Systems Administrators*	960	11.54	\$48.95	\$101,807	10.92	\$22.70	\$31.34	\$40.61	\$53.83		\$47,215	\$65,185	\$84,472	\$111,961	
15-1150	Computer Support Specialists	2,300	4.60	\$29.14	\$60,606	7.08	\$16.19	\$21.01	\$27.50	\$35.34	\$45.41	\$33,679	\$43,702	\$57,206	\$73,510	\$94,456
15-1179	Information Security Analysts, Web Developers, and Computer Network Architects	540	9.09	\$42.32	\$88,024	3.05	\$25.54	\$33.65	\$42.49	\$52.12	\$58.86	\$53,133	\$69,994	\$88,372	\$108,405	\$122,433
15-1799	Computer Occupations, All Other*	670	8.47	\$43.19	\$89,846	3.29	\$22.00	\$34.24	\$44.90	\$53.29	\$58.34	\$45,765	\$71,216	\$93,395	\$110,843	\$121,345
15-2021	Mathematicians	20	1.84	\$54.66	\$113,696	4.66	\$33.41	\$44.54	\$59.73	\$64.86	\$70.73	\$69,496	\$92,636	\$124,243	\$134,902	\$147,115
15-2031	Operations Research Analysts	130	39.09	\$39.95	\$83,102	5.38	\$22.40	\$32.05	\$40.24	\$46.35	\$58.79	\$46,596	\$66,661	\$83,703	\$96,406	\$122,284
15-2041	Statisticians	40	24.39	\$41.59	\$86,507	7.04	\$20.84	\$29.92	\$36.78	\$53.90	\$74.75	\$43,355	\$62,229	\$76,504	\$112,102	\$155,484
17-0000	Architecture and Engineering Occupations	5,620	6.65	\$42.14	\$87,655	3.44	\$21.24	\$27.71	\$38.99	\$53.83	\$68.17	\$44,176	\$57,631	\$81,095	\$111,959	\$141,802
17-1011	Architects, Except Landscape and Naval	330	34.92	\$31.04	\$64,567	11.95	\$17.75	\$22.93	\$27.63	\$38.29	\$51.39	\$36,930	\$47,704	\$57,475	\$79,641	\$106,892
17-1012	Landscape Architects	50	43.85	\$32.25	\$67,079	8.71	\$22.28	\$25.13	\$28.68	\$41.08	\$44.83	\$46,334	\$52,279	\$59,646	\$85,450	\$93,252
17-1021	Cartographers and Photogrammetrists	50	38.55	\$32.49	\$67,588	9.30	\$16.64	\$24.19	\$31.01	\$40.45	\$52.69	\$34,616	\$50,317	\$64,505	\$84,131	\$109,592
17-1022	Surveyors	70	36.13	\$31.49	\$65,494	5.80	\$17.90	\$24.47	\$27.82	\$34.75	\$59.44	\$37,234	\$50,893	\$57,858	\$72,290	\$123,642
17-2011	Aerospace Engineers			\$51.40	\$106,909	3.95	\$34.42	\$41.23	\$49.88	\$58.57	\$69.95	\$71,589	\$85,761	\$103,746	\$121,831	\$145,487
17-2031	Biomedical Engineers	40	25.00	\$44.89	\$93,373	2.11	\$27.04	\$34.78	\$44.54	\$55.74	\$65.75	\$56,248	\$72,335	\$92,640	\$115,944	\$136,752
17-2041	Chemical Engineers			\$39.10	\$81,328	10.67	\$19.01	\$23.24	\$36.33	\$47.31	\$61.38	\$39,533	\$48,345	\$75,557	\$98,414	\$127,666
17-2051	Civil Engineers	420	27.36	\$40.30	\$83,830	1.89	\$26.81	\$32.03	\$38.46	\$46.19	\$59.17	\$55,762	\$66,632	\$80,004	\$96,069	\$123,082
17-2061	Computer Hardware Engineers			\$55.83	\$116,128	3.30	\$32.56	\$40.76	\$56.88	\$69.08	\$81.32	\$67,716	\$84,785	\$118,304	\$143,686	\$169,154
17-2071	Electrical Engineers			\$51.95	\$108,058	11.85	\$24.21	\$31.56	\$44.27	\$62.56		\$50,347	\$65,640	\$92,090	\$130,126	
17-2072	Electronics Engineers, Except Computer			\$50.44	\$104,925	3.53	\$27.04	\$37.03	\$51.38	\$64.83	\$72.16	\$56,237	\$77,025	\$106,861	\$134,848	\$150,097
17-2081	Environmental Engineers	40	13.76	\$36.74	\$76,428	2.95	\$24.61	\$28.02	\$37.51	\$43.93	\$53.00	\$51,180	\$58,274	\$78,028	\$91,377	\$110,242
17-2111	Health and Safety Engineers, Except Mining Safety Engineers and Inspectors	30	15.85	\$43.41	\$90,301	3.32	\$17.09	\$33.42	\$43.21	\$60.61	\$68.81	\$35,552	\$69,523	\$89,878	\$126,061	\$143,116
17-2112	Industrial Engineers	480	6.74	\$43.53	\$90,535	2.15	\$30.18	\$34.87	\$43.58	\$52.37	\$57.68	\$62,768	\$72,539	\$90,654	\$108,921	\$119,965
17-2141	Mechanical Engineers	580	10.11	\$46.15	\$95,984	5.92	\$23.42	\$33.09	\$45.95	\$59.77	\$70.52	\$48,717	\$68,822	\$95,579	\$124,326	\$146,681
17-2199	Engineers, All Other	310	20.09	\$44.32	\$92,194	12.06	\$24.28	\$27.61	\$41.57	\$59.37	\$74.56	\$50,513	\$57,423	\$86,473	\$123,480	\$155,090
17-3011	Architectural and Civil Drafters	170	48.87	\$23.89	\$49,681	4.93	\$15.95	\$18.04	\$23.72	\$28.06	\$33.98	\$33,185	\$37,519	\$49,333	\$58,365	\$70,685
17-3012	Electrical and Electronics Drafters	50	43.63	\$33.44	\$69,551	3.75	\$23.87	\$26.60	\$35.19	\$41.11	\$44.03	\$49,657	\$55,332	\$73,203	\$85,502	\$91,592
17-3013	Mechanical Drafters	50	21.62	\$28.57	\$59,415	6.82	\$20.43	\$23.67	\$27.21	\$32.90	\$41.04	\$42,491	\$49,229	\$56,598	\$68,423	\$85,373
17-3021	Aerospace Engineering and Operations Technicians	100	14.66	\$30.65	\$63,748	4.73	\$21.33	\$25.22	\$30.60	\$35.64	\$41.52	\$44,370	\$52,449	\$63,655	\$74,132	\$86,368
17-3022	Civil Engineering Technicians	60	40.70	\$26.05	\$54,189	2.57	\$20.62	\$23.34	\$25.88	\$28.39	\$32.66	\$42,894	\$48,544	\$53,829	\$59,056	\$67,928
17-3023	Electrical and Electronics Engineering Technicians	200	16.33	\$25.50	\$53,046	2.99	\$15.63	\$18.02	\$23.93	\$29.60	\$41.36	\$32,502	\$37,484	\$49,773	\$61,568	\$86,022
17-3024	Electro-Mechanical Technicians	30	31.91	\$24.61	\$51,182	4.97	\$17.66	\$19.71	\$22.11	\$26.95	\$36.85	\$36,742	\$40,990	\$45,981	\$56,051	\$76,651
17-3026	Industrial Engineering Technicians	100	11.70	\$22.87	\$47,563	5.96	\$11.59	\$17.65	\$23.79	\$27.91	\$32.94	\$24,105	\$36,719	\$49,491	\$58,043	\$68,513
17-3027	Mechanical Engineering Technicians	140	26.30	\$28.92	\$60,151	5.10	\$19.31	\$22.86	\$28.10	\$33.97	\$41.10	\$40,172	\$47,549	\$58,448	\$70,650	\$85,494
17-3029	Engineering Technicians, Except Drafters, All Other	80	16.60	\$30.47	\$63,381	2.33	\$13.41	\$23.18	\$30.93	\$36.93	\$45.92	\$27,886	\$48,211	\$64,330	\$76,812	\$95,504
17-3031	Surveying and Mapping Technicians	100	17.52	\$25.56	\$53,166	3.01	\$18.70	\$20.64	\$24.43	\$29.17	\$35.75	\$38,899	\$42,921	\$50,817	\$60,665	\$74,366
19-0000	Life, Physical, and Social Science Occupations	4,710	8.51	\$42.11	\$87,587	3.02	\$19.58	\$27.16	\$38.81	\$54.29	\$69.60	\$40,732	\$56,487	\$80,716	\$112,931	\$144,765
19-1013	Soil and Plant Scientists	30	46.82	\$39.54	\$82,240	3.53	\$25.09	\$29.15	\$38.97	\$49.27	\$56.66	\$52,179	\$60,629	\$81,067	\$102,477	\$117,861

Occupational Code	Occupational Title	Employment Estimate	Employment Percentage Relative Standard Error	Average Hourly Wage	Average Annual Wage	Wage Percentage Relative Standard Error	10th Percentile (Hourly)	25th Percentile (Hourly)	50th Percentile (Hourly)	75th Percentile (Hourly)	90th Percentile (Hourly)	10th Percentile (Annual)	25th Percentile (Annual)	50th Percentile (Annual)	75th Percentile (Annual)	90th Percentile (Annual)
19-1021	Biochemists and Biophysicists	120	39.59	\$49.68	\$103,330	10.92	\$24.87	\$34.37	\$48.22	\$65.70	\$81.45	\$51,738	\$71,488	\$100,289	\$136,652	\$169,424
19-1022	Microbiologists			\$38.14	\$79,332	8.60	\$13.26	\$29.18	\$41.43	\$51.63	\$56.64	\$27,576	\$60,695	\$86,171	\$107,383	\$117,805
19-1029	Biological Scientists, All Other	260	4.49	\$35.19	\$73,202	2.12	\$24.17	\$29.09	\$34.62	\$41.42	\$46.17	\$50,277	\$60,508	\$72,004	\$86,153	\$96,035
19-1031	Conservation Scientists	40	25.68	\$34.92	\$72,631	2.88	\$24.67	\$28.80	\$35.59	\$41.66	\$45.08	\$51,322	\$59,898	\$74,037	\$86,644	\$93,767
19-1042	Medical Scientists, Except Epidemiologists	230	33.76	\$42.19	\$87,750	4.96	\$26.21	\$30.99	\$35.67	\$45.95	\$70.28	\$54,517	\$64,458	\$74,185	\$95,568	\$146,181
19-2012	Physicists			\$61.95	\$128,857	2.99	\$34.84	\$50.96	\$64.50	\$74.75	\$83.02	\$72,462	\$106,003	\$134,153	\$155,489	\$172,673
19-2021	Atmospheric and Space Scientists			\$50.85	\$105,763	4.75	\$31.41	\$40.40	\$50.67	\$63.08	\$71.00	\$65,333	\$84,026	\$105,391	\$131,215	\$147,670
19-2031	Chemists	280	5.77	\$36.56	\$76,054	9.01	\$14.61	\$21.07	\$35.25	\$50.16	\$62.64	\$30,380	\$43,835	\$73,317	\$104,335	\$130,298
19-2032	Materials Scientists			\$46.17	\$96,025	10.88	\$32.57	\$40.37	\$48.96	\$53.49	\$56.20	\$67,739	\$83,978	\$101,843	\$111,249	\$116,892
19-2041	Environmental Scientists and Specialists, Including Health	470	8.78	\$31.17	\$64,830	1.65	\$18.38	\$22.77	\$28.91	\$38.51	\$46.47	\$38,225	\$47,370	\$60,127	\$80,090	\$96,662
19-2042	Geoscientists, Except Hydrologists and Geographers	130	16.29	\$42.17	\$87,709	6.33	\$22.08	\$28.16	\$39.22	\$54.52	\$64.86	\$45,929	\$58,575	\$81,585	\$113,406	\$134,904
19-2043	Hydrologists	60	44.59	\$45.04	\$93,688	2.04	\$22.52	\$35.36	\$42.21	\$50.67	\$78.83	\$46,851	\$73,551	\$87,801	\$105,393	\$163,958
19-3011	Economists	20	33.19	\$53.70	\$111,701	6.07	\$35.03	\$46.19	\$52.03	\$56.78	\$68.54	\$72,864	\$96,074	\$108,227	\$118,097	\$142,560
19-3031	Clinical, Counseling, and School Psychologists	220	15.97	\$50.78	\$105,615	20.87	\$19.97	\$27.93	\$39.46	\$63.88		\$41,532	\$58,087	\$82,069	\$132,867	
19-3051	Urban and Regional Planners	180	43.12													
19-3091	Anthropologists and Archeologists	20	43.22	\$20.49	\$42,626	12.91	\$13.28	\$15.27	\$17.38	\$27.11	\$33.56	\$27,629	\$31,755	\$36,144	\$56,383	\$69,814
19-3099	Social Scientists and Related Workers, All Other	210	2.21	\$37.05	\$77,068	2.17	\$24.64	\$30.62	\$36.76	\$43.62	\$51.28	\$51,259	\$63,696	\$76,470	\$90,721	\$106,655
19-4021	Biological Technicians	100	40.11	\$21.95	\$45,664	3.20	\$14.44	\$17.13	\$20.69	\$26.13	\$33.38	\$30,045	\$35,640	\$43,027	\$54,356	\$69,421
19-4031	Chemical Technicians			\$23.99	\$49,904	3.28	\$12.97	\$14.83	\$25.07	\$28.25	\$38.49	\$26,970	\$30,848	\$52,155	\$58,756	\$80,062
19-4041	Geological and Petroleum Technicians	20	22.00	\$17.98	\$37,405	4.44	\$11.21	\$12.79	\$15.42	\$22.70	\$28.78	\$23,309	\$26,607	\$32,067	\$47,211	\$59,857
19-4091	Environmental Science and Protection Technicians, Including Health			\$24.10	\$50,134	8.87	\$16.09	\$18.15	\$23.54	\$27.32	\$38.21	\$33,457	\$37,758	\$48,969	\$56,819	\$79,468
19-4099	Life, Physical, and Social Science Technicians, All Other	140	10.72	\$20.89	\$43,458	3.19	\$11.04	\$15.26	\$19.32	\$25.10	\$33.99	\$22,954	\$31,737	\$40,178	\$52,200	\$70,703
21-0000	Community and Social Service Occupations	2,140	5.68	\$20.92	\$43,511	3.37	\$12.33	\$14.91	\$19.52	\$25.49	\$32.65	\$25,656	\$31,009	\$40,603	\$53,015	\$67,912
21-1011	Substance Abuse and Behavioral Disorder Counselors	100	15.77	\$21.56	\$44,848	1.95	\$13.86	\$18.51	\$21.55	\$25.36	\$28.47	\$28,824	\$38,504	\$44,830	\$52,739	\$59,211
21-1012	Educational, Guidance, School, and Vocational Counselors	340	13.38	\$22.63	\$47,070	5.16	\$13.22	\$16.85	\$22.85	\$28.24	\$33.16	\$27,505	\$35,047	\$47,535	\$58,732	\$68,975
21-1013	Marriage and Family Therapists	40	20.34	\$21.43	\$44,581	2.65	\$16.29	\$18.87	\$21.46	\$24.40	\$27.31	\$33,887	\$39,251	\$44,631	\$50,744	\$56,805
21-1014	Mental Health Counselors	220	15.19	\$20.27	\$42,154	5.83	\$13.04	\$15.91	\$19.56	\$24.28	\$28.26	\$27,129	\$33,097	\$40,686	\$50,495	\$58,783
21-1015	Rehabilitation Counselors			\$15.59	\$32,419	5.62	\$10.74	\$12.31	\$14.22	\$17.33	\$23.09	\$22,332	\$25,596	\$29,583	\$36,037	\$48,036
21-1021	Child, Family, and School Social Workers	340	8.19	\$25.28	\$52,572	4.38	\$13.63	\$18.02	\$22.65	\$32.25	\$40.17	\$28,341	\$37,483	\$47,107	\$67,081	\$83,550
21-1022	Healthcare Social Workers	110	5.46	\$25.29	\$52,606	4.88	\$18.54	\$20.22	\$22.78	\$28.26	\$36.71	\$38,561	\$42,050	\$47,392	\$58,772	\$76,367
21-1023	Mental Health and Substance Abuse Social Workers	100	14.17	\$18.07	\$37,584	4.17	\$13.33	\$15.42	\$17.43	\$20.24	\$22.69	\$27,727	\$32,074	\$36,264	\$42,098	\$47,205
21-1092	Probation Officers and Correctional Treatment Specialists	120	16.26													
21-1093	Social and Human Service Assistants	190	10.69	\$17.14	\$35,658	2.13	\$12.76	\$14.78	\$16.76	\$18.87	\$22.65	\$26,550	\$30,738	\$34,854	\$39,256	\$47,116
21-1798	Community and Social Service Specialists, All Other*	290	6.68	\$18.02	\$37,487	3.71	\$9.63	\$12.34	\$15.43	\$21.87	\$31.61	\$20,037	\$25,668	\$32,096	\$45,499	\$65,741
21-2011	Clergy	20	22.10	\$19.79	\$41,156	4.47	\$12.44	\$13.71	\$19.48	\$25.30	\$28.21	\$25,878	\$28,516	\$40,515	\$52,617	\$58,683
23-0000	Legal Occupations	1,090	9.85	\$42.39	\$88,162	9.68	\$19.10	\$22.85	\$34.74	\$60.47	\$70.89	\$39,724	\$47,524	\$72,253	\$125,769	\$147,456
23-1011	Lawyers	590	23.39	\$56.35	\$117,206	7.27	\$26.59	\$38.84	\$58.13	\$68.29	\$79.54	\$55,309	\$80,783	\$120,908	\$142,037	\$165,441
23-2011	Paralegals and Legal Assistants*	350	24.76	\$25.00	\$52,010	3.87	\$18.71	\$20.43	\$23.31	\$29.34	\$34.65	\$38,925	\$42,491	\$48,494	\$61,018	\$72,074
23-2099	Legal Support Workers, All Other	20	42.06	\$24.98	\$51,963	17.78	\$13.36	\$15.61	\$18.55	\$34.44	\$42.81	\$27,796	\$32,476	\$38,586	\$71,635	\$89,047
25-0000	Education, Training, and Library Occupations	10,660	1.76	\$25.41	\$52,855	3.24	\$12.05	\$16.02	\$23.57	\$31.09	\$38.31	\$25,059	\$33,322	\$49,027	\$64,661	\$79,685
25-1121	Art, Drama, and Music Teachers, Postsecondary	240	4.40													
25-1194	Vocational Education Teachers, Postsecondary	120	27.07	\$24.01	\$49,946	13.10	\$12.34	\$15.15	\$19.39	\$26.06	\$36.83	\$25,663	\$31,521	\$40,328	\$54,196	\$76,611
25-1199	Postsecondary Teachers, All Other	430	3.00													
25-2011	Preschool Teachers, Except Special Education	790	14.92	\$21.10	\$43,889	12.38	\$9.13	\$12.52	\$19.29	\$29.72	\$35.29	\$18,985	\$26,038	\$40,128	\$61,809	\$73,412

Occupational Code	Occupational Title	Employment Estimate	Employment Percentage Relative Standard Error	Average Hourly Wage	Average Annual Wage	Wage Percentage Relative Standard Error	10th Percentile (Hourly)	25th Percentile (Hourly)	50th Percentile (Hourly)	75th Percentile (Hourly)	90th Percentile (Hourly)	10th Percentile (Annual)	25th Percentile (Annual)	50th Percentile (Annual)	75th Percentile (Annual)	90th Percentile (Annual)
25-2012	Kindergarten Teachers, Except Special Education	170	3.11													
25-2021	Elementary School Teachers, Except Special Education	1,270	4.36		\$52,588	2.10						\$37,384	\$43,339	\$52,056	\$60,797	\$71,547
25-2022	Middle School Teachers, Except Special and Career/Technical Education	770	5.48													
25-3021	Self-Enrichment Education Teachers	390	14.71													
25-3999	Teachers and Instructors, All Other*	450	8.51		\$48,924	3.13						\$25,534	\$31,233	\$44,644	\$64,743	\$76,951
25-4011	Archivists	20	34.48	\$22.49	\$46,782	8.21	\$15.16	\$16.56	\$19.67	\$26.76	\$38.59	\$31,537	\$34,446	\$40,904	\$55,660	\$80,260
25-4012	Curators	50	0.04	\$20.56	\$42,756	5.43	\$12.50	\$13.52	\$23.73	\$26.76	\$28.58	\$25,998	\$28,124	\$49,362	\$55,667	\$59,451
25-4021	Librarians	190	4.10	\$33.54	\$69,763	7.01	\$14.60	\$24.54	\$31.12	\$44.81	\$54.06	\$30,366	\$51,048	\$64,721	\$93,200	\$112,445
25-4031	Library Technicians	270	1.64	\$18.91	\$39,333	5.14	\$12.56	\$14.91	\$19.05	\$22.53	\$26.28	\$26,122	\$31,020	\$39,623	\$46,860	\$54,658
25-9031	Instructional Coordinators	80	15.80	\$32.45	\$67,505	6.63	\$16.68	\$22.65	\$31.60	\$41.43	\$51.19	\$34,688	\$47,107	\$65,736	\$86,180	\$106,474
25-9041	Teacher Assistants	1,450	5.32		\$28,221	2.97						\$20,214	\$22,519	\$27,134	\$33,575	\$38,560
25-9099	Education, Training, and Library Workers, All Other	20	25.38	\$23.78	\$49,456	4.66	\$19.12	\$20.29	\$22.26	\$27.15	\$32.11	\$39,761	\$42,212	\$46,297	\$56,463	\$66,784
27-0000	Arts, Design, Entertainment, Sports, and Media Occupations	3,560	3.98	\$23.81	\$49,521	3.65	\$9.47	\$13.66	\$20.27	\$28.98	\$42.52	\$19,690	\$28,407	\$42,163	\$60,271	\$88,443
27-1013	Fine Artists, Including Painters, Sculptors, and Illustrators	10	45.98	\$14.66	\$30,500	23.70	\$8.11	\$9.10	\$13.33	\$19.81	\$23.51	\$16,867	\$18,923	\$27,724	\$41,208	\$48,893
27-1014	Multimedia Artists and Animators			\$27.64	\$57,483	2.33	\$19.07	\$21.51	\$26.36	\$32.69	\$39.03	\$39,662	\$44,737	\$54,819	\$68,001	\$81,186
27-1021	Commercial and Industrial Designers	60	20.27	\$28.54	\$59,365	6.23	\$18.98	\$20.87	\$25.24	\$35.02	\$43.61	\$39,486	\$43,408	\$52,500	\$72,831	\$90,714
27-1023	Floral Designers	60	18.87	\$13.87	\$28,855	2.54	\$8.52	\$11.80	\$14.00	\$16.74	\$18.47	\$17,719	\$24,553	\$29,129	\$34,811	\$38,428
27-1024	Graphic Designers	460	13.69	\$24.43	\$50,806	3.88	\$16.08	\$18.84	\$22.14	\$28.12	\$36.16	\$33,457	\$39,180	\$46,049	\$58,486	\$75,210
27-1025	Interior Designers	40	36.68	\$20.68	\$43,012	13.43	\$12.70	\$13.95	\$20.09	\$22.92	\$33.50	\$26,408	\$29,023	\$41,791	\$47,674	\$69,674
27-1026	Merchandise Displayers and Window Trimmers	30	31.03	\$12.37	\$25,721	7.20	\$8.53	\$10.33	\$12.45	\$13.87	\$14.79	\$17,733	\$21,489	\$25,901	\$28,851	\$30,756
27-2022	Coaches and Scouts	480	12.96		\$34,337	15.48						\$16,965	\$19,241	\$22,669	\$29,327	\$51,154
27-2023	Umpires, Referees, and Other Sports Officials	270	0.29		\$28,924	1.63						\$16,612	\$18,477	\$22,742	\$34,572	\$43,275
27-2042	Musicians and Singers			\$35.26		29.43	\$8.84	\$10.59	\$47.65	\$54.68	\$61.63					
27-3022	Reporters and Correspondents			\$15.25	\$31,725	4.90	\$11.23	\$12.79	\$14.79	\$17.88	\$20.73	\$23,349	\$26,598	\$30,758	\$37,199	\$43,117
27-3031	Public Relations Specialists	710	9.63	\$26.63	\$55,385	3.82	\$12.61	\$17.11	\$23.44	\$32.37	\$45.65	\$26,226	\$35,579	\$48,754	\$67,330	\$94,950
27-3041	Editors	300	11.08	\$29.39	\$61,139	6.98	\$16.54	\$19.36	\$24.09	\$36.20	\$44.80	\$34,405	\$40,276	\$50,102	\$75,287	\$93,186
27-3042	Technical Writers	140	16.64	\$30.52	\$63,485	3.04	\$14.34	\$23.55	\$30.45	\$38.35	\$45.98	\$29,822	\$48,986	\$63,326	\$79,763	\$95,635
27-3043	Writers and Authors	80	9.11	\$34.36	\$71,476	22.85	\$14.92	\$16.86	\$23.48	\$38.69	\$67.88	\$31,036	\$35,063	\$48,833	\$80,481	\$141,181
27-4011	Audio and Video Equipment Technicians	30	13.66	\$18.92	\$39,353	6.01	\$12.32	\$13.32	\$15.05	\$25.09	\$29.33	\$25,620	\$27,710	\$31,294	\$52,193	\$61,008
27-4014	Sound Engineering Technicians	40	39.36	\$21.86	\$45,477	4.78	\$15.34	\$17.37	\$21.85	\$26.33	\$28.82	\$31,899	\$36,129	\$45,439	\$54,761	\$59,943
27-4021	Photographers	90	24.52	\$13.47	\$28,009	13.15	\$8.22	\$9.37	\$13.25	\$16.75	\$18.41	\$17,105	\$19,498	\$27,557	\$34,847	\$38,287
27-4031	Camera Operators, Television, Video, and Motion Picture	10	17.84	\$19.99	\$41,586	10.56	\$12.32	\$14.89	\$17.37	\$22.92	\$33.85	\$25,636	\$30,971	\$36,129	\$47,672	\$70,415
27-4032	Film and Video Editors	40	4.84	\$21.19	\$44,066	4.57	\$9.05	\$15.43	\$19.56	\$26.03	\$36.49	\$18,821	\$32,087	\$40,681	\$54,144	\$75,900
27-4099	Media and Communication Equipment Workers, All Other	50	2.97	\$21.90	\$45,554	4.72	\$11.31	\$14.16	\$18.18	\$30.20	\$34.89	\$23,524	\$29,456	\$37,806	\$62,817	\$72,566
29-0000	Healthcare Practitioners and Technical Occupations	8,200	10.66	\$35.75	\$74,361	3.62	\$15.44	\$22.60	\$31.26	\$41.36	\$57.42	\$32,112	\$47,009	\$65,021	\$86,034	\$119,427
29-1011	Chiropractors	110	43.28	\$21.21	\$44,116	17.48	\$13.13	\$15.08	\$17.60	\$30.20	\$33.81	\$27,318	\$31,360	\$36,611	\$62,812	\$70,319
29-1031	Dietitians and Nutritionists	70	6.55	\$22.53	\$46,854	2.45	\$11.55	\$16.59	\$22.40	\$27.70	\$33.62	\$24,025	\$34,504	\$46,587	\$57,619	\$69,924
29-1041	Optometrists	50	25.46	\$59.92	\$124,640	17.85	\$32.73	\$42.76	\$54.16	\$66.62	\$68.081	\$88,946	\$112,648	\$138,575		
29-1051	Pharmacists	340	8.52	\$53.69	\$111,685	2.63	\$42.41	\$49.77	\$55.82	\$63.74	\$69.68	\$88,208	\$103,523	\$116,112	\$132,571	\$144,932
29-1062	Family and General Practitioners	220	36.64	\$99.84	\$207,675	13.18	\$51.97	\$68.95				\$108,099	\$143,417			
29-1064	Obstetricians and Gynecologists	50	44.86	\$115.62	\$240,484	20.52	\$53.41					\$111,095				
29-1065	Pediatricians, General	30	38.89	\$64.50	\$134,168	24.39	\$33.85	\$42.05	\$53.29	\$72.18		\$70,417	\$87,469	\$110,850	\$150,135	
29-1066	Psychiatrists	20	0.12	\$79.75	\$165,874	5.08	\$63.79	\$74.90	\$81.09	\$87.28		\$132,678	\$155,789	\$168,669	\$181,550	
29-1067	Surgeons	30	20.58	\$88.85	\$184,807	16.48	\$53.06	\$61.87	\$83.42			\$110,366	\$128,695	\$173,520		
29-1069	Physicians and Surgeons, All Other			\$90.69	\$188,625	15.98	\$44.37	\$64.93	\$83.39			\$92,295	\$135,048	\$173,453		
29-1071	Physician Assistants	130	13.46	\$39.94	\$83,071	5.19	\$25.29	\$32.17	\$40.56	\$50.55	\$55.81	\$52,597	\$66,920	\$84,364	\$105,136	\$116,090
29-1111	Registered Nurses*	2,890	18.87	\$32.84	\$68,313	1.70	\$23.78	\$27.20	\$32.87	\$39.43	\$43.94	\$49,454	\$56,582	\$68,379	\$82,006	\$91,391
29-1122	Occupational Therapists	150	7.97	\$37.07	\$77,109	1.70	\$28.58	\$32.31	\$37.60	\$42.64	\$45.81	\$59,447	\$67,215	\$78,202	\$88,696	\$95,282

Occupational Code	Occupational Title	Employment Estimate	Employment Percentage Relative Standard Error	Average Hourly Wage	Average Annual Wage	Wage Percentage Relative Standard Error	10th Percentile (Hourly)	25th Percentile (Hourly)	50th Percentile (Hourly)	75th Percentile (Hourly)	90th Percentile (Hourly)	10th Percentile (Annual)	25th Percentile (Annual)	50th Percentile (Annual)	75th Percentile (Annual)	90th Percentile (Annual)
29-1123	Physical Therapists	350	14.71	\$33.15	\$68,960	6.32	\$20.36	\$26.84	\$32.67	\$37.89	\$45.92	\$42,341	\$55,837	\$67,944	\$78,805	\$95,513
29-1125	Recreational Therapists	40	45.65	\$19.24	\$40,015	9.45	\$9.26	\$14.08	\$16.67	\$24.45	\$33.72	\$19,258	\$29,287	\$34,678	\$50,863	\$70,135
29-1126	Respiratory Therapists	100	22.96	\$26.62	\$55,377	1.75	\$21.40	\$24.08	\$26.52	\$28.96	\$33.33	\$44,522	\$50,092	\$55,162	\$60,231	\$69,329
29-1127	Speech-Language Pathologists	280	20.72	\$37.19	\$77,352	1.94	\$26.07	\$30.64	\$36.86	\$43.83	\$50.86	\$54,225	\$63,725	\$76,674	\$91,164	\$105,785
29-1128	Therapists, All Other*	50	0.04	\$23.27	\$48,403	1.74	\$15.25	\$17.29	\$22.23	\$28.75	\$34.12	\$31,719	\$35,960	\$46,246	\$59,796	\$70,974
29-1131	Veterinarians	120	38.96	\$32.44	\$67,474	3.15	\$24.01	\$28.79	\$32.89	\$37.98	\$42.82	\$49,936	\$59,890	\$68,408	\$79,006	\$89,067
29-1181	Audiologists	20	0.08	\$38.30	\$79,664	1.97	\$29.58	\$31.95	\$35.88	\$43.81	\$53.69	\$61,536	\$66,458	\$74,636	\$91,120	\$111,667
29-2011	Medical and Clinical Laboratory Technologists	150	30.96	\$31.68	\$65,890	1.88	\$25.11	\$29.42	\$32.31	\$35.13	\$37.04	\$52,228	\$61,195	\$67,197	\$73,066	\$77,052
29-2012	Medical and Clinical Laboratory Technicians	110	15.52	\$17.42	\$36,229	1.93	\$11.97	\$13.29	\$16.01	\$20.85	\$26.15	\$24,888	\$27,652	\$33,299	\$43,359	\$54,400
29-2021	Dental Hygienists	270	17.56	\$38.54	\$80,164	4.24	\$31.48	\$37.36	\$40.25	\$43.13	\$44.86	\$65,470	\$77,712	\$89,712	\$93,312	\$93,312
29-2031	Cardiovascular Technologists and Technicians	50	36.70	\$28.48	\$59,233	2.65	\$15.35	\$20.91	\$30.47	\$35.52	\$40.89	\$31,921	\$43,495	\$63,377	\$73,882	\$85,056
29-2032	Diagnostic Medical Sonographers	60	24.30	\$40.76	\$84,772	7.25	\$28.40	\$32.88	\$38.95	\$43.76	\$53.36	\$59,080	\$68,396	\$81,009	\$91,020	\$110,980
29-2033	Nuclear Medicine Technologists	20	19.67	\$31.35	\$65,211	2.56	\$12.84	\$23.11	\$34.53	\$40.34	\$43.85	\$26,715	\$48,070	\$71,832	\$83,904	\$91,215
29-2037	Radiologic Technologists and Technicians*	260	21.27	\$28.03	\$58,296	1.50	\$19.92	\$23.22	\$28.06	\$33.17	\$36.37	\$41,425	\$48,300	\$58,368	\$68,989	\$75,652
29-2041	Emergency Medical Technicians and Paramedics	140	35.10	\$17.11	\$35,595	14.29	\$9.40	\$10.96	\$15.20	\$18.48	\$32.05	\$19,542	\$22,802	\$31,620	\$38,431	\$66,667
29-2051	Dietetic Technicians	60	1.38	\$12.52	\$26,040	5.10	\$8.16	\$9.44	\$11.50	\$15.95	\$17.83	\$16,972	\$19,626	\$23,917	\$33,169	\$37,092
29-2052	Pharmacy Technicians	360	19.50	\$15.42	\$32,068	1.98	\$12.02	\$13.08	\$14.87	\$17.62	\$20.35	\$25,011	\$27,200	\$30,926	\$36,646	\$42,336
29-2055	Surgical Technologists	130	36.75	\$22.18	\$46,142	3.69	\$15.47	\$16.98	\$20.27	\$25.52	\$31.40	\$32,168	\$35,313	\$42,172	\$53,080	\$65,306
29-2056	Veterinary Technologists and Technicians	200	9.72	\$15.19	\$31,595	3.64	\$11.94	\$12.95	\$14.65	\$17.24	\$19.35	\$24,830	\$26,933	\$30,473	\$35,863	\$40,254
29-2061	Licensed Practical and Licensed Vocational Nurses	480	13.47	\$22.00	\$45,758	3.46	\$15.73	\$19.41	\$22.28	\$25.84	\$28.07	\$32,708	\$40,378	\$46,343	\$53,737	\$58,390
29-2071	Medical Records and Health Information Technicians	120	14.44	\$18.40	\$38,263	1.81	\$12.52	\$14.91	\$17.65	\$21.61	\$26.04	\$26,047	\$31,008	\$36,715	\$44,950	\$54,169
29-2081	Opticians, Dispensing	100	18.53	\$19.23	\$39,996	7.20	\$13.80	\$15.90	\$18.10	\$23.64	\$27.10	\$28,709	\$33,080	\$37,639	\$49,170	\$56,376
29-2799	Health Technologists and Technicians, All Other*	140	24.31	\$18.61	\$38,709	3.73	\$12.98	\$15.44	\$17.94	\$21.66	\$25.97	\$27,004	\$32,119	\$37,320	\$45,047	\$54,022
29-9011	Occupational Health and Safety Specialists	70	5.86	\$40.01	\$83,222	4.39	\$25.78	\$30.07	\$37.14	\$49.31	\$59.77	\$53,627	\$62,550	\$77,258	\$102,557	\$124,325
29-9012	Occupational Health and Safety Technicians	10	35.06	\$26.14	\$54,377	2.78	\$19.84	\$22.81	\$25.47	\$28.01	\$33.64	\$41,276	\$47,443	\$52,972	\$58,266	\$69,974
29-9091	Athletic Trainers	20	7.59													
29-9799	Healthcare Practitioners and Technical Workers, All Other*			\$34.99	\$72,786	9.83	\$23.53	\$27.90	\$35.64	\$42.15	\$47.41	\$48,944	\$58,040	\$74,125	\$87,665	\$98,611
31-0000	Healthcare Support Occupations	3,380	6.89	\$15.61	\$32,467	3.06	\$10.32	\$12.10	\$14.09	\$17.39	\$21.82	\$21,476	\$25,159	\$29,299	\$36,169	\$45,375
31-1011	Home Health Aides	510	16.33	\$13.22	\$27,491	2.40	\$9.80	\$10.87	\$12.91	\$15.48	\$17.41	\$20,375	\$22,606	\$26,862	\$32,199	\$36,209
31-1012	Nursing Aides, Orderlies, and Attendants*	1,200	13.84	\$13.36	\$27,799	2.08	\$10.45	\$11.91	\$13.16	\$14.40	\$17.00	\$21,731	\$24,781	\$27,368	\$29,954	\$35,355
31-2011	Occupational Therapy Assistants	10	16.08	\$24.43	\$50,824	5.21	\$18.57	\$20.98	\$24.59	\$27.85	\$31.21	\$38,631	\$43,635	\$51,137	\$57,920	\$64,911
31-2021	Physical Therapist Assistants	30	11.68	\$24.31	\$50,573	5.24	\$17.00	\$19.56	\$22.31	\$30.83	\$34.09	\$35,356	\$40,683	\$46,404	\$64,117	\$70,912
31-2022	Physical Therapist Aides	40	36.81	\$14.33	\$29,809	4.74	\$10.43	\$11.69	\$13.53	\$16.47	\$19.98	\$21,690	\$24,311	\$28,138	\$34,264	\$41,551
31-9011	Massage Therapists	220	16.05	\$29.30	\$60,941	16.81	\$14.98	\$17.44	\$24.73	\$34.41	\$61.10	\$31,152	\$36,270	\$51,435	\$71,574	\$127,081
31-9091	Dental Assistants	440	16.41	\$17.90	\$37,230	7.80	\$11.27	\$14.94	\$17.50	\$20.85	\$24.16	\$23,444	\$31,068	\$36,391	\$43,372	\$50,255
31-9092	Medical Assistants	430	14.09	\$15.56	\$32,357	3.19	\$11.98	\$12.98	\$14.68	\$17.57	\$21.15	\$24,924	\$26,990	\$30,539	\$36,548	\$43,998
31-9093	Medical Equipment Preparers	60	16.76	\$14.93	\$31,065	2.55	\$10.52	\$12.14	\$14.26	\$16.70	\$18.22	\$21,886	\$25,254	\$29,661	\$34,728	\$37,892
31-9094	Medical Transcriptionists	120	45.23	\$16.49	\$34,308	5.01	\$8.58	\$10.80	\$17.82	\$21.13	\$22.94	\$17,857	\$22,462	\$37,065	\$43,940	\$47,707
31-9095	Pharmacy Aides	20	46.59	\$14.06	\$29,237	4.76	\$12.30	\$12.89	\$13.88	\$14.86	\$16.87	\$25,583	\$26,818	\$28,876	\$30,918	\$35,082
31-9096	Veterinary Assistants and Laboratory Animal Caretakers			\$11.17	\$23,235	10.43	\$7.84	\$8.55	\$10.16	\$12.60	\$16.61	\$16,304	\$17,779	\$21,141	\$26,198	\$34,553
31-9799	Healthcare Support Workers, All Other*	220	16.74	\$14.87	\$30,922	2.24	\$10.49	\$12.25	\$14.71	\$17.29	\$19.82	\$21,828	\$25,479	\$30,595	\$35,954	\$41,219
33-0000	Protective Service Occupations	2,100	2.73	\$21.65	\$45,037	4.53	\$8.58	\$10.70	\$20.87	\$30.59	\$36.20	\$17,844	\$22,266	\$43,404	\$63,622	\$75,293
33-1012	First-Line Supervisors of Police and Detectives	40	0.04	\$48.75	\$101,396	2.32	\$40.20	\$45.10	\$49.87	\$54.26	\$56.89	\$83,614	\$93,812	\$103,730	\$112,851	\$118,323
33-1021	First-Line Supervisors of Fire Fighting and Prevention Workers	50	13.09	\$43.34	\$90,137	2.35	\$34.61	\$38.34	\$43.18	\$49.94	\$54.76	\$71,985	\$79,737	\$89,815	\$103,869	\$113,895
33-1099	First-Line Supervisors of Protective Service Workers, All Other	30	32.22	\$27.87	\$57,966	6.92	\$19.31	\$21.05	\$24.49	\$32.31	\$44.59	\$40,157	\$43,779	\$50,933	\$67,207	\$92,742
33-2011	Firefighters	300	6.20	\$23.10	\$48,043	2.68	\$15.51	\$19.59	\$23.70	\$27.38	\$30.51	\$32,257	\$40,754	\$49,286	\$56,959	\$63,453
33-3021	Detectives and Criminal Investigators	50	0.03	\$32.41	\$67,419	2.36	\$24.97	\$28.93	\$31.85	\$34.92	\$42.44	\$51,938	\$60,180	\$66,256	\$72,627	\$88,284
33-3051	Police and Sheriff's Patrol Officers	560	0.00	\$32.06	\$66,693	1.58	\$25.29	\$28.96	\$32.30	\$35.45	\$40.08	\$52,605	\$60,245	\$67,178	\$73,730	\$83,368
33-9011	Animal Control Workers	20	22.54	\$20.93	\$43,527	4.37	\$14.45	\$17.80	\$21.16	\$24.65	\$27.61	\$30,048	\$37,033	\$44,016	\$51,268	\$57,427

Occupational Code	Occupational Title	Employment Estimate	Employment Percentage Relative Standard Error	Average Hourly Wage	Average Annual Wage	Wage Percentage Relative Standard Error	10th Percentile (Hourly)	25th Percentile (Hourly)	50th Percentile (Hourly)	75th Percentile (Hourly)	90th Percentile (Hourly)	10th Percentile (Annual)	25th Percentile (Annual)	50th Percentile (Annual)	75th Percentile (Annual)	90th Percentile (Annual)
33-9032	Security Guards	350	14.24	\$13.48	\$28,032	4.21	\$8.16	\$9.34	\$11.95	\$17.06	\$20.98	\$16,964	\$19,419	\$24,859	\$35,475	\$43,635
33-9091	Crossing Guards	40	30.91	\$15.48	\$32,199	12.26	\$9.90	\$10.77	\$12.93	\$18.51	\$26.42	\$20,602	\$22,394	\$26,903	\$38,509	\$54,950
33-9092	Lifeguards, Ski Patrol, and Other Recreational Protective Service Workers	460	3.36	\$9.40	\$19,544	1.56	\$7.76	\$8.30	\$9.20	\$10.45	\$11.27	\$16,140	\$17,264	\$19,137	\$21,741	\$23,437
33-9099	Protective Service Workers, All Other *	180	2.92	\$19.81	\$41,207	3.38	\$12.99	\$15.49	\$18.12	\$24.09	\$28.45	\$27,016	\$32,226	\$37,693	\$50,103	\$59,179
35-0000	Food Preparation and Serving Related Occupations	15,090	2.66	\$11.26	\$23,412	2.77	\$7.77	\$8.33	\$9.26	\$12.55	\$18.45	\$16,160	\$17,325	\$19,268	\$26,100	\$38,377
35-1011	Chefs and Head Cooks	160	25.39	\$21.62	\$44,963	2.92	\$16.41	\$18.57	\$20.75	\$23.47	\$28.54	\$34,139	\$38,621	\$43,163	\$48,808	\$59,365
35-1012	First-Line Supervisors of Food Preparation and Serving Workers	880	6.02	\$19.24	\$40,010	3.21	\$13.05	\$15.95	\$19.25	\$22.25	\$26.44	\$27,135	\$33,170	\$40,047	\$46,284	\$54,986
35-2011	Cooks, Fast Food			\$10.52	\$21,879	3.37	\$9.42	\$9.81	\$10.47	\$11.12	\$11.52	\$19,590	\$20,407	\$21,770	\$23,133	\$23,952
35-2012	Cooks, Institution and Cafeteria	380	16.69	\$13.92	\$28,943	3.33	\$9.98	\$11.25	\$13.43	\$16.18	\$18.14	\$20,760	\$23,408	\$27,940	\$33,655	\$37,739
35-2014	Cooks, Restaurant	1,620	12.12	\$11.40	\$23,716	4.42	\$8.12	\$9.24	\$10.88	\$13.37	\$16.09	\$16,894	\$19,217	\$22,637	\$27,820	\$33,466
35-2015	Cooks, Short Order			\$11.53	\$23,973	6.04	\$8.55	\$9.80	\$11.38	\$13.15	\$14.30	\$17,786	\$20,387	\$23,674	\$27,345	\$29,745
35-2019	Cooks, All Other	10	35.45	\$16.84	\$35,024	8.03	\$11.08	\$15.51	\$17.06	\$18.80	\$21.40	\$23,036	\$32,261	\$35,493	\$39,109	\$44,516
35-2021	Food Preparation Workers	890	18.27	\$10.13	\$21,066	3.25	\$7.87	\$8.56	\$9.82	\$11.38	\$13.39	\$16,373	\$17,803	\$20,431	\$23,680	\$27,854
35-3011	Bartenders	470	48.71	\$12.58	\$26,171	12.20	\$7.70	\$8.15	\$8.90	\$15.88	\$25.38	\$16,015	\$16,954	\$18,519	\$33,032	\$52,783
35-3021	Combined Food Preparation and Serving Workers, Including Fast Food	3,510	9.83	\$9.36	\$19,460	2.52	\$7.67	\$8.09	\$8.80	\$9.98	\$11.86	\$15,953	\$16,831	\$18,294	\$20,758	\$24,674
35-3022	Counter Attendants, Cafeteria, Food Concession, and Coffee Shop	650	33.54	\$9.37	\$19,498	2.40	\$7.78	\$8.27	\$9.10	\$10.31	\$11.34	\$16,177	\$17,205	\$18,918	\$21,450	\$23,579
35-3031	Waiters and Waitresses	3,920	7.97	\$11.74	\$24,425	8.22	\$7.71	\$8.18	\$8.98	\$13.79	\$20.95	\$16,028	\$17,019	\$18,670	\$28,683	\$43,586
35-3041	Food Servers, Nonrestaurant	330	22.14	\$11.10	\$23,095	5.25	\$7.99	\$8.84	\$10.20	\$12.15	\$16.64	\$16,626	\$18,387	\$21,213	\$25,267	\$34,610
35-9011	Dining Room and Cafeteria Attendants and Bartender Helpers	350	30.70	\$10.41	\$21,652	5.68	\$7.71	\$8.19	\$8.99	\$11.32	\$16.31	\$16,045	\$17,040	\$18,700	\$23,552	\$33,916
35-9021	Dishwashers	960	29.28	\$8.85	\$18,410	2.02	\$7.67	\$8.06	\$8.70	\$9.35	\$10.75	\$15,963	\$16,765	\$18,100	\$19,457	\$22,367
35-9031	Hosts and Hostesses, Restaurant, Lounge, and Coffee Shop	560	41.63	\$9.40	\$19,551	4.61	\$7.66	\$8.05	\$8.71	\$9.42	\$11.46	\$15,932	\$16,749	\$18,111	\$19,584	\$23,841
37-0000	Building and Grounds Cleaning and Maintenance Occupations	4,050	6.38	\$13.42	\$27,904	2.00	\$8.85	\$10.31	\$12.47	\$14.84	\$19.47	\$18,418	\$21,447	\$25,937	\$30,862	\$40,500
37-1011	First-Line Supervisors of Housekeeping and Janitorial Workers	110	19.47	\$20.22	\$42,061	2.57	\$14.54	\$17.63	\$20.22	\$22.29	\$26.32	\$30,234	\$36,667	\$42,063	\$46,357	\$54,738
37-1012	First-Line Supervisors of Landscaping, Lawn Service, and Groundskeeping Workers	140	22.36	\$23.72	\$49,335	4.81	\$14.65	\$18.65	\$22.67	\$29.27	\$34.41	\$30,463	\$38,784	\$47,159	\$60,878	\$71,581
37-2011	Janitors and Cleaners, Except Maids and Housekeeping Cleaners	1,780	9.83	\$13.28	\$27,616	2.99	\$9.34	\$10.51	\$12.66	\$15.18	\$18.27	\$19,426	\$21,861	\$26,329	\$31,572	\$38,010
37-2012	Maids and Housekeeping Cleaners	630	17.08	\$10.57	\$21,975	3.96	\$8.00	\$8.88	\$10.37	\$12.06	\$13.81	\$16,632	\$18,466	\$21,559	\$25,075	\$28,716
37-3011	Landscaping and Groundskeeping Workers	1,360	16.04	\$13.25	\$27,568	2.38	\$9.04	\$10.58	\$12.58	\$14.38	\$18.38	\$18,795	\$21,999	\$26,158	\$29,910	\$38,222
39-0000	Personal Care and Service Occupations	3,990	7.52	\$13.94	\$28,995	3.08	\$8.21	\$9.43	\$11.57	\$16.10	\$23.88	\$17,083	\$19,612	\$24,074	\$33,478	\$49,666
39-1021	First-Line Supervisors of Personal Service Workers	140	20.01	\$17.87	\$37,170	5.63	\$9.23	\$12.05	\$15.27	\$22.33	\$31.50	\$19,198	\$25,072	\$31,758	\$46,440	\$65,522
39-2011	Animal Trainers	30	24.06	\$12.92	\$26,865	4.61	\$9.71	\$11.32	\$13.01	\$14.58	\$16.56	\$20,192	\$23,553	\$27,059	\$30,333	\$34,452
39-2021	Nonfarm Animal Caretakers	420	10.50	\$10.29	\$21,411	3.00	\$7.84	\$8.45	\$9.46	\$11.13	\$13.54	\$16,297	\$17,568	\$19,685	\$23,143	\$28,172
39-3091	Amusement and Recreation Attendants	220	16.38	\$11.15	\$23,187	1.67	\$7.92	\$8.63	\$9.93	\$13.02	\$16.81	\$16,477	\$17,954	\$20,656	\$27,077	\$34,969
39-3093	Locker Room, Coatroom, and Dressing Room Attendants			\$11.87	\$24,688	4.38	\$8.82	\$10.15	\$11.76	\$13.69	\$14.83	\$18,351	\$21,110	\$24,470	\$28,470	\$30,844
39-4021	Funeral Attendants			\$10.26	\$21,333	9.31	\$7.89	\$8.68	\$10.08	\$11.56	\$13.41	\$16,407	\$18,054	\$20,972	\$24,050	\$27,892
39-5012	Hairdressers, Hairstylists, and Cosmetologists	420	34.32	\$18.09	\$37,623	10.82	\$9.46	\$11.41	\$14.19	\$23.38	\$32.67	\$19,684	\$23,729	\$29,517	\$48,623	\$67,950
39-5092	Manicurists and Pedicurists	100	29.97	\$11.18	\$23,247	4.57	\$8.09	\$9.13	\$10.88	\$12.95	\$14.43	\$16,835	\$18,992	\$22,633	\$26,933	\$30,010
39-5094	Skincare Specialists	60	21.24	\$14.33	\$29,805	12.03	\$8.41	\$9.88	\$14.74	\$17.98	\$21.13	\$17,491	\$20,559	\$30,663	\$37,400	\$43,946
39-6012	Concierges	40	32.18	\$13.01	\$27,058	2.30	\$11.03	\$12.02	\$13.02	\$14.02	\$14.78	\$22,942	\$25,008	\$27,088	\$29,168	\$30,749
39-7011	Tour Guides and Escorts	40	20.33	\$12.12	\$25,211	6.45	\$8.06	\$9.09	\$11.96	\$13.98	\$16.78	\$16,766	\$18,916	\$24,873	\$29,075	\$34,912
39-7012	Travel Guides	30	34.13	\$19.17	\$39,880	16.96	\$10.46	\$12.33	\$19.09	\$25.73	\$28.53	\$21,752	\$26,639	\$39,702	\$53,526	\$59,344
39-9011	Childcare Workers	810	12.11	\$11.14	\$23,163	2.77	\$7.85	\$8.57	\$10.18	\$13.27	\$16.54	\$16,333	\$17,822	\$21,169	\$27,608	\$34,402
39-9021	Personal Care Aides	490	28.35	\$11.97	\$24,892	5.06	\$8.58	\$9.77	\$10.98	\$13.69	\$17.06	\$17,841	\$20,324	\$22,843	\$28,480	\$35,475
39-9031	Fitness Trainers and Aerobics Instructors	570	25.40	\$20.33	\$42,288	6.01	\$10.08	\$12.81	\$19.05	\$26.49	\$31.95	\$20,958	\$26,651	\$39,615	\$55,097	\$66,454
39-9032	Recreation Workers	380	16.66	\$12.76	\$26,543	2.53	\$8.65	\$9.96	\$11.62	\$14.49	\$19.04	\$17,989	\$20,724	\$24,168	\$30,144	\$39,594



Occupational Code	Occupational Title	Employment Estimate	Employment Percentage Relative Standard Error	Average Hourly Wage	Average Annual Wage	Wage Percentage Relative Standard Error	10th Percentile (Hourly)	25th Percentile (Hourly)	50th Percentile (Hourly)	75th Percentile (Hourly)	90th Percentile (Hourly)	10th Percentile (Annual)	25th Percentile (Annual)	50th Percentile (Annual)	75th Percentile (Annual)	90th Percentile (Annual)
39-9099	Personal Care and Service Workers, All Other	40	32.81	\$15.49	\$32,219	19.56	\$8.07	\$8.95	\$11.59	\$21.80	\$26.67	\$16,780	\$18,623	\$24,097	\$45,342	\$55,474
41-0000	Sales and Related Occupations	16,780	3.34	\$21.60	\$44,934	3.23	\$8.37	\$9.85	\$14.54	\$26.46	\$46.36	\$17,420	\$20,481	\$30,240	\$55,032	\$96,424
41-1011	First-Line Supervisors of Retail Sales Workers	1,160	8.45	\$20.74	\$43,137	3.62	\$11.89	\$14.05	\$17.52	\$22.61	\$35.23	\$24,727	\$29,216	\$36,447	\$47,037	\$73,277
41-1012	First-Line Supervisors of Non-Retail Sales Workers	240	18.70	\$48.87	\$101,652	8.35	\$21.45	\$26.35	\$43.03	\$67.50	\$83.50	\$44,612	\$54,805	\$89,500	\$140,406	\$173,687
41-2011	Cashiers	3,040	6.25	\$10.89	\$22,658	2.61	\$7.93	\$8.64	\$9.95	\$11.58	\$16.18	\$16,494	\$17,971	\$20,693	\$24,084	\$33,660
41-2021	Counter and Rental Clerks	550	16.54	\$15.41	\$32,053	9.61	\$8.04	\$8.91	\$10.79	\$18.13	\$30.30	\$16,722	\$18,530	\$22,441	\$37,713	\$63,017
41-2022	Parts Salespersons	110	23.69	\$20.62	\$42,895	8.21	\$9.77	\$13.41	\$19.72	\$24.62	\$29.55	\$20,313	\$27,888	\$41,008	\$51,219	\$61,471
41-2031	Retail Salespersons	5,160	5.61	\$13.61	\$28,306	3.04	\$8.09	\$9.01	\$11.00	\$14.88	\$23.00	\$16,830	\$18,741	\$22,873	\$30,948	\$47,832
41-3011	Advertising Sales Agents	140	24.05	\$20.35	\$42,329	12.91	\$10.31	\$12.19	\$14.22	\$26.48	\$35.35	\$21,447	\$25,356	\$29,568	\$55,079	\$73,530
41-3021	Insurance Sales Agents	320	18.25	\$20.52	\$42,673	13.65	\$8.66	\$13.75	\$19.09	\$23.11	\$33.91	\$18,013	\$28,590	\$39,711	\$48,059	\$70,540
41-3031	Securities, Commodities, and Financial Services Sales Agents	510	14.01	\$37.60	\$78,218	13.74	\$15.20	\$18.05	\$24.75	\$36.43		\$31,610	\$37,548	\$51,472	\$75,770	
41-3041	Travel Agents	110	6.65	\$17.25	\$35,889	3.45	\$10.61	\$12.38	\$15.73	\$18.18	\$22.92	\$22,079	\$25,747	\$32,719	\$37,825	\$47,664
41-3099	Sales Representatives, Services, All Other	1,160	18.50	\$34.72	\$72,210	5.77	\$13.15	\$19.72	\$31.23	\$44.42	\$56.31	\$27,358	\$41,010	\$64,962	\$92,390	\$117,127
41-4011	Sales Representatives, Wholesale and Manufacturing, Technical and Scientific Products	1,080	11.11	\$42.23	\$87,835	7.63	\$20.45	\$26.03	\$39.97	\$55.57	\$68.64	\$42,532	\$54,145	\$83,135	\$115,592	\$142,774
41-4012	Sales Representatives, Wholesale and Manufacturing, Except Technical and Scientific Products	1,950	7.13	\$36.76	\$76,452	4.78	\$14.95	\$18.94	\$31.74	\$49.53	\$67.54	\$31,095	\$39,388	\$66,011	\$103,027	\$140,473
41-9021	Real Estate Brokers			\$31.47	\$65,456	17.50	\$15.29	\$17.04	\$22.03	\$40.03	\$50.95	\$31,811	\$35,441	\$45,828	\$83,263	\$105,966
41-9022	Real Estate Sales Agents			\$22.71	\$47,237	14.78	\$8.61	\$13.64	\$17.91	\$33.18	\$36.29	\$17,907	\$28,366	\$37,255	\$69,011	\$75,491
41-9031	Sales Engineers	150	12.78	\$41.32	\$85,954	4.85	\$24.67	\$27.73	\$36.08	\$51.98	\$67.63	\$51,311	\$57,682	\$75,042	\$108,117	\$140,664
41-9041	Telemarketers	700	45.69	\$13.33	\$27,725	5.33	\$7.88	\$8.53	\$10.27	\$16.76	\$25.46	\$16,399	\$17,740	\$21,353	\$34,860	\$52,962
41-9799	Sales and Related Workers, All Other*	180	18.56	\$19.37	\$40,297	7.53	\$8.49	\$11.66	\$18.25	\$23.29	\$34.94	\$17,657	\$24,260	\$37,952	\$48,446	\$72,671
43-0000	Office and Administrative Support Occupations	23,730	2.45	\$17.76	\$36,949	1.81	\$9.89	\$12.56	\$16.66	\$21.81	\$27.23	\$20,569	\$26,133	\$34,653	\$45,367	\$56,636
43-1011	First-Line Supervisors of Office and Administrative Support Workers	1,070	4.86	\$25.62	\$53,287	1.97	\$14.10	\$18.41	\$24.78	\$31.81	\$37.10	\$29,337	\$38,294	\$51,537	\$66,171	\$77,162
43-2011	Switchboard Operators, Including Answering Service	110	36.75	\$14.57	\$30,304	2.95	\$9.95	\$10.73	\$12.38	\$18.12	\$23.41	\$20,694	\$22,323	\$25,755	\$37,688	\$48,693
43-3011	Bill and Account Collectors	150	13.56	\$16.60	\$34,521	5.41	\$11.73	\$12.77	\$14.50	\$19.30	\$24.95	\$24,400	\$26,558	\$30,156	\$40,147	\$51,900
43-3021	Billing and Posting Clerks	390	20.42	\$16.65	\$34,641	1.98	\$12.83	\$15.06	\$16.66	\$18.27	\$21.04	\$26,681	\$31,316	\$34,663	\$38,008	\$43,763
43-3031	Bookkeeping, Accounting, and Auditing Clerks	2,150	6.43	\$18.54	\$38,561	2.07	\$10.55	\$14.39	\$18.02	\$22.61	\$27.41	\$21,953	\$29,939	\$37,474	\$47,037	\$57,008
43-3051	Payroll and Timekeeping Clerks	110	11.26	\$19.48	\$40,519	3.07	\$13.02	\$15.74	\$19.13	\$24.01	\$27.43	\$22,073	\$32,733	\$39,791	\$49,936	\$57,058
43-3061	Procurement Clerks	80	19.18	\$20.21	\$42,036	6.67	\$10.75	\$15.48	\$20.50	\$25.41	\$29.49	\$22,360	\$32,199	\$42,636	\$52,843	\$61,346
43-3071	Tellers	520	10.66	\$12.64	\$26,301	3.53	\$9.92	\$10.54	\$11.59	\$13.96	\$17.17	\$20,625	\$21,932	\$24,114	\$29,031	\$35,712
43-4011	Brokerage Clerks			\$16.00	\$33,288	3.46	\$12.32	\$15.03	\$16.39	\$17.75	\$18.62	\$25,634	\$31,260	\$34,089	\$36,917	\$38,730
43-4041	Credit Authorizers, Checkers, and Clerks			\$21.99	\$45,738	3.49	\$13.59	\$17.75	\$23.77	\$26.58	\$28.27	\$28,267	\$36,925	\$49,450	\$55,291	\$58,795
43-4051	Customer Service Representatives	2,990	10.25	\$16.33	\$33,977	3.49	\$8.87	\$12.20	\$15.32	\$19.08	\$24.70	\$18,456	\$25,380	\$31,857	\$39,683	\$51,372
43-4061	Eligibility Interviewers, Government Programs	60	12.34	\$20.38	\$42,388	2.40	\$15.47	\$16.69	\$18.45	\$23.58	\$27.98	\$32,176	\$34,723	\$38,386	\$49,040	\$58,202
43-4071	File Clerks	150	10.59	\$14.40	\$29,943	2.80	\$10.19	\$12.07	\$13.74	\$16.58	\$20.49	\$21,187	\$25,108	\$28,578	\$34,495	\$42,623
43-4081	Hotel, Motel, and Resort Desk Clerks	240	23.59	\$11.79	\$24,529	5.54	\$8.29	\$9.66	\$12.22	\$13.69	\$14.57	\$17,249	\$20,086	\$25,423	\$28,476	\$30,304
43-4111	Interviewers, Except Eligibility and Loan	490	11.69	\$16.33	\$33,966	8.26	\$8.43	\$12.11	\$15.27	\$20.79	\$25.46	\$17,541	\$25,179	\$31,770	\$43,239	\$52,956
43-4131	Loan Interviewers and Clerks	90	48.74	\$18.92	\$39,363	7.36	\$13.01	\$15.24	\$18.12	\$23.12	\$26.73	\$27,063	\$31,690	\$37,699	\$48,080	\$55,605
43-4141	New Accounts Clerks	40	45.78	\$16.40	\$34,115	6.70	\$12.40	\$13.31	\$14.86	\$19.44	\$22.30	\$25,798	\$27,679	\$30,907	\$40,439	\$46,393
43-4151	Order Clerks	120	25.56	\$16.21	\$33,724	2.87	\$11.35	\$14.25	\$16.35	\$18.07	\$21.16	\$23,603	\$29,630	\$34,002	\$37,592	\$44,010
43-4161	Human Resources Assistants, Except Payroll and Timekeeping	110	7.21	\$19.21	\$39,963	2.03	\$12.04	\$15.59	\$19.78	\$22.50	\$26.39	\$25,044	\$32,428	\$41,149	\$46,806	\$54,889
43-4171	Receptionists and Information Clerks	1,380	10.71	\$13.63	\$28,343	2.69	\$9.37	\$11.11	\$13.32	\$15.97	\$18.32	\$19,480	\$23,102	\$27,704	\$33,217	\$38,115
43-4199	Information and Record Clerks, All Other	400	19.68	\$17.53	\$36,459	3.04	\$10.31	\$11.70	\$17.46	\$22.00	\$25.84	\$21,453	\$24,337	\$36,307	\$45,770	\$53,753
43-5021	Couriers and Messengers			\$13.03	\$27,110	3.78	\$9.37	\$10.15	\$11.21	\$13.69	\$24.07	\$19,498	\$21,113	\$23,312	\$28,484	\$50,063
43-5031	Police, Fire, and Ambulance Dispatchers	70	0.02	\$24.22	\$50,378	1.76	\$19.65	\$21.26	\$23.88	\$27.19	\$29.36	\$40,881	\$44,229	\$49,667	\$56,549	\$61,063
43-5032	Dispatchers, Except Police, Fire, and Ambulance	80	13.16	\$18.32	\$38,102	5.95	\$11.28	\$13.59	\$18.15	\$21.68	\$26.55	\$23,453	\$28,274	\$37,747	\$45,102	\$55,228
43-5041	Meter Readers, Utilities	20	29.64	\$20.22	\$42,053	7.39	\$15.34	\$16.46	\$18.32	\$25.03	\$27.44	\$31,909	\$34,236	\$38,113	\$52,054	\$57,081
43-5051	Postal Service Clerks	90	0.01	\$25.44	\$52,905		\$25.52	\$25.52	\$25.53	\$25.53	\$26.08	\$53,082	\$53,086	\$53,092	\$53,099	\$54,247
43-5052	Postal Service Mail Carriers	420	0.00	\$25.22	\$52,454		\$19.46	\$24.27	\$26.69	\$26.70	\$27.21	\$40,473	\$50,475	\$55,518	\$55,530	\$56,597

Occupational Code	Occupational Title	Employment Estimate	Employment Percentage Relative Standard Error	Average Hourly Wage	Average Annual Wage	Wage Percentage Relative Standard Error	10th Percentile (Hourly)	25th Percentile (Hourly)	50th Percentile (Hourly)	75th Percentile (Hourly)	90th Percentile (Hourly)	10th Percentile (Annual)	25th Percentile (Annual)	50th Percentile (Annual)	75th Percentile (Annual)	90th Percentile (Annual)
43-5053	Postal Service Mail Sorters, Processors, and Processing Machine Operators	40	0.02	\$23.84	\$49,585		\$15.24	\$25.52	\$25.53	\$25.81	\$26.09	\$31,708	\$53,085	\$53,094	\$53,674	\$54,262
43-5061	Production, Planning, and Expediting Clerks	280	8.27	\$21.75	\$45,250	4.59	\$14.21	\$16.32	\$19.83	\$27.45	\$33.07	\$29,561	\$33,949	\$41,236	\$57,099	\$68,792
43-5071	Shipping, Receiving, and Traffic Clerks	800	7.82	\$15.53	\$32,302	2.43	\$10.22	\$11.97	\$14.45	\$17.92	\$22.03	\$21,254	\$24,899	\$30,048	\$37,275	\$45,826
43-5081	Stock Clerks and Order Fillers	1,460	9.90	\$13.22	\$27,505	2.84	\$8.44	\$9.87	\$12.08	\$16.13	\$19.40	\$17,562	\$20,528	\$25,117	\$33,553	\$40,351
43-6011	Executive Secretaries and Executive Administrative Assistants	2,150	5.33	\$25.30	\$52,621	2.30	\$16.45	\$19.44	\$22.85	\$30.48	\$35.59	\$34,216	\$40,443	\$47,535	\$63,393	\$74,035
43-6012	Legal Secretaries	230	8.40	\$24.73	\$51,441	5.09	\$19.12	\$21.87	\$25.34	\$27.98	\$29.61	\$39,765	\$45,495	\$52,706	\$58,197	\$61,580
43-6013	Medical Secretaries	520	14.79	\$17.35	\$36,092	3.30	\$11.48	\$13.81	\$17.74	\$21.06	\$22.88	\$23,873	\$28,727	\$36,896	\$43,812	\$47,585
43-6014	Secretaries and Administrative Assistants, Except Legal, Medical, and Executive	4,130	4.14	\$17.08	\$35,536	1.53	\$9.99	\$13.16	\$16.81	\$20.91	\$24.90	\$20,777	\$27,381	\$34,961	\$43,489	\$51,792
43-9011	Computer Operators	140	34.25	\$13.60	\$28,283	14.46	\$8.01	\$8.73	\$10.44	\$19.58	\$23.08	\$16,655	\$18,167	\$21,709	\$40,731	\$48,014
43-9021	Data Entry Keyers	140	16.74	\$15.01	\$31,211	3.81	\$10.53	\$12.30	\$14.34	\$17.73	\$20.85	\$21,903	\$25,575	\$29,819	\$36,885	\$45,365
43-9022	Word Processors and Typists	40	43.66	\$11.65	\$24,231	10.25	\$7.81	\$8.48	\$10.73	\$13.75	\$16.70	\$16,244	\$17,646	\$22,311	\$28,597	\$34,728
43-9031	Desktop Publishers	40	34.74	\$19.02	\$39,561	6.28	\$14.43	\$15.84	\$17.63	\$22.36	\$27.26	\$30,023	\$32,951	\$36,672	\$46,516	\$56,701
43-9051	Mail Clerks and Mail Machine Operators, Except Postal Service	190	21.37	\$11.84	\$24,630	13.07	\$7.91	\$8.53	\$9.54	\$13.22	\$21.83	\$16,456	\$17,741	\$19,851	\$27,506	\$45,405
43-9061	Office Clerks, General	1,570	9.25	\$14.83	\$30,841	3.07	\$9.79	\$10.80	\$13.31	\$17.56	\$22.64	\$20,357	\$22,471	\$27,688	\$36,518	\$47,085
43-9071	Office Machine Operators, Except Computer	50	38.87	\$12.26	\$25,508	13.58	\$7.86	\$8.49	\$9.63	\$16.26	\$19.01	\$16,357	\$17,666	\$20,039	\$33,824	\$39,532
43-9081	Proofreaders and Copy Markers	20	37.10	\$18.87	\$39,243	2.95	\$15.21	\$16.47	\$18.55	\$21.35	\$23.16	\$31,644	\$34,247	\$38,586	\$44,402	\$48,179
43-9799	Office and Administrative Support Workers, All Other*	120	8.14	\$19.68	\$40,939	2.42	\$13.98	\$16.24	\$18.76	\$22.69	\$26.83	\$29,069	\$33,786	\$39,012	\$47,202	\$55,800
45-0000	Farming, Fishing, and Forestry Occupations	250	38.61	\$14.84	\$30,862	3.28	\$10.13	\$12.46	\$14.58	\$16.97	\$18.51	\$21,061	\$25,926	\$30,330	\$35,290	\$38,507
45-2092	Farmworkers and Laborers, Crop, Nursery, and Greenhouse			\$14.77	\$30,719	3.65	\$12.07	\$13.03	\$14.62	\$16.65	\$17.89	\$25,112	\$27,098	\$30,411	\$34,622	\$37,214
45-2093	Farmworkers, Farm, Ranch, and Aquacultural Animals	80	18.05	\$13.89	\$28,901	8.23	\$9.14	\$11.65	\$14.16	\$16.46	\$18.02	\$19,005	\$24,233	\$29,444	\$34,226	\$37,487
47-0000	Construction and Extraction Occupations	3,470	8.67	\$20.25	\$42,114	2.11	\$12.24	\$14.98	\$18.62	\$24.85	\$30.48	\$25,465	\$31,163	\$38,721	\$51,695	\$63,404
47-1011	First-Line Supervisors of Construction Trades and Extraction Workers	230	14.24	\$29.32	\$60,981	3.81	\$16.70	\$21.15	\$30.33	\$35.05	\$41.93	\$34,745	\$43,993	\$63,093	\$72,894	\$87,218
47-2021	Brickmasons and Blockmasons	50	44.02	\$21.89	\$45,522	13.48	\$14.34	\$16.56	\$22.09	\$27.00	\$31.03	\$29,834	\$34,438	\$45,944	\$56,170	\$64,543
47-2031	Carpenters	560	8.36	\$19.50	\$40,568	5.73	\$11.71	\$13.44	\$18.51	\$23.67	\$30.97	\$24,360	\$27,953	\$38,508	\$49,224	\$64,427
47-2051	Cement Masons and Concrete Finishers	80	34.12	\$16.03	\$33,348	4.70	\$12.24	\$13.70	\$16.05	\$18.27	\$20.90	\$25,469	\$28,497	\$33,377	\$38,000	\$43,482
47-2061	Construction Laborers	480	47.14	\$15.17	\$31,563	4.46	\$9.36	\$12.20	\$15.05	\$17.32	\$20.45	\$19,469	\$25,367	\$31,302	\$36,036	\$42,539
47-2071	Paving, Surfacing, and Tamping Equipment Operators	30	20.94	\$19.81	\$41,196	6.40	\$14.93	\$16.23	\$18.60	\$23.07	\$27.18	\$31,055	\$33,760	\$38,685	\$47,986	\$56,537
47-2073	Operating Engineers and Other Construction Equipment Operators	140	25.15	\$19.98	\$41,557	4.39	\$14.92	\$16.40	\$19.21	\$23.87	\$27.28	\$31,044	\$34,109	\$39,962	\$49,651	\$56,752
47-2081	Drywall and Ceiling Tile Installers	30	19.12													
47-2111	Electricians	440	22.51	\$21.27	\$44,248	3.75	\$15.13	\$16.63	\$19.84	\$25.86	\$30.44	\$31,479	\$34,581	\$41,258	\$53,783	\$63,323
47-2121	Glaziers			\$21.25	\$44,197	6.50	\$15.31	\$16.84	\$20.20	\$25.83	\$28.78	\$31,835	\$35,028	\$42,023	\$53,728	\$59,864
47-2141	Painters, Construction and Maintenance	140	6.10	\$15.83	\$32,926	9.62	\$8.37	\$10.54	\$16.01	\$19.91	\$23.69	\$17,403	\$21,923	\$33,306	\$41,415	\$49,276
47-2152	Plumbers, Pipefitters, and Steamfitters	390	16.68	\$23.27	\$48,401	2.40	\$16.64	\$20.08	\$23.73	\$27.00	\$29.01	\$34,607	\$41,768	\$49,348	\$56,154	\$60,333
47-2181	Roofers	120	18.61	\$16.92	\$35,195	3.91	\$11.88	\$14.58	\$16.42	\$18.17	\$22.47	\$24,720	\$30,323	\$34,162	\$37,800	\$46,735
47-2211	Sheet Metal Workers	130	30.95	\$23.64	\$49,173	5.03	\$13.35	\$16.81	\$23.92	\$30.75	\$34.58	\$27,763	\$34,965	\$49,753	\$63,958	\$71,925
47-4011	Construction and Building Inspectors	80	21.02	\$25.82	\$53,713	6.34	\$12.90	\$23.70	\$26.38	\$29.22	\$35.69	\$26,825	\$49,287	\$54,873	\$60,787	\$74,241
47-4041	Hazardous Materials Removal Workers	10	36.41													
47-4051	Highway Maintenance Workers	80	7.21	\$20.52	\$42,692	2.46	\$15.78	\$17.95	\$20.65	\$22.42	\$25.17	\$32,821	\$37,336	\$42,959	\$46,636	\$52,344
47-4799	Construction and Related Workers, All Other*	40	34.40	\$19.07	\$39,658	8.13	\$10.04	\$15.49	\$18.06	\$22.36	\$28.65	\$20,886	\$32,214	\$37,573	\$46,508	\$59,597
49-0000	Installation, Maintenance, and Repair Occupations	4,140	4.75	\$21.37	\$44,440	2.11	\$11.42	\$14.84	\$20.25	\$26.95	\$33.45	\$23,757	\$30,872	\$42,129	\$56,047	\$69,579
49-1011	First-Line Supervisors of Mechanics, Installers, and Repairers	260	9.37	\$32.69	\$68,004	3.70	\$20.09	\$25.80	\$32.25	\$39.66	\$46.37	\$41,778	\$53,663	\$67,078	\$82,487	\$96,456
49-2011	Computer, Automated Teller, and Office Machine Repairers	80	39.37	\$21.43	\$44,583	4.47	\$11.77	\$17.97	\$22.03	\$26.11	\$28.64	\$24,485	\$37,376	\$45,826	\$54,318	\$59,565
49-2022	Telecommunications Equipment Installers and Repairers, Except Line Installers	250	28.39	\$28.10	\$58,456	8.75	\$18.01	\$22.76	\$30.17	\$33.60	\$35.67	\$37,451	\$47,343	\$62,753	\$69,897	\$74,184

Occupational Code	Occupational Title	Employment Estimate	Employment Percentage Relative Standard Error	Average Hourly Wage	Average Annual Wage	Wage Percentage Relative Standard Error	10th Percentile (Hourly)	25th Percentile (Hourly)	50th Percentile (Hourly)	75th Percentile (Hourly)	90th Percentile (Hourly)	10th Percentile (Annual)	25th Percentile (Annual)	50th Percentile (Annual)	75th Percentile (Annual)	90th Percentile (Annual)
49-2092	Electric Motor, Power Tool, and Related Repairers			\$16.74	\$34,813	9.33	\$12.79	\$14.15	\$16.18	\$18.07	\$22.67	\$26,611	\$29,442	\$33,662	\$37,594	\$47,151
49-2094	Electrical and Electronics Repairers, Commercial and Industrial Equipment	80	21.76	\$23.63	\$49,160	4.52	\$14.08	\$17.76	\$24.81	\$28.33	\$32.38	\$29,289	\$36,947	\$51,594	\$58,925	\$67,361
49-2095	Electrical and Electronics Repairers, Powerhouse, Substation, and Relay	10	41.98	\$34.93	\$72,656	4.17	\$30.16	\$31.73	\$34.35	\$38.14	\$42.84	\$62,724	\$65,995	\$71,447	\$79,335	\$89,113
49-2097	Electronic Home Entertainment Equipment Installers and Repairers			\$19.42	\$40,398	5.48	\$13.85	\$16.79	\$19.87	\$22.12	\$25.22	\$28,812	\$34,923	\$41,338	\$46,006	\$52,458
49-2098	Security and Fire Alarm Systems Installers	20	25.47	\$19.12	\$39,764	7.13	\$12.82	\$15.05	\$19.98	\$22.33	\$24.70	\$26,665	\$31,295	\$41,549	\$46,438	\$51,378
49-3011	Aircraft Mechanics and Service Technicians	20	30.88	\$23.00	\$47,837	12.07	\$12.79	\$14.51	\$23.82	\$31.32	\$34.32	\$26,609	\$30,190	\$49,550	\$65,142	\$71,394
49-3021	Automotive Body and Related Repairers	80	23.31	\$22.44	\$46,673	9.70	\$11.84	\$18.40	\$21.90	\$26.66	\$32.32	\$24,635	\$38,268	\$45,560	\$55,463	\$67,215
49-3023	Automotive Service Technicians and Mechanics	770	7.95	\$18.01	\$37,458	6.15	\$10.47	\$13.12	\$16.04	\$21.99	\$29.06	\$21,774	\$27,289	\$33,362	\$45,734	\$60,435
49-3031	Bus and Truck Mechanics and Diesel Engine Specialists	90	6.88	\$22.91	\$47,653	3.12	\$15.80	\$19.98	\$24.09	\$26.96	\$28.68	\$32,861	\$41,568	\$50,117	\$56,076	\$59,652
49-3042	Mobile Heavy Equipment Mechanics, Except Engines	60	24.78	\$21.92	\$45,591	5.98	\$15.23	\$17.36	\$21.80	\$26.04	\$28.58	\$31,674	\$36,118	\$45,334	\$54,170	\$59,440
49-3052	Motorcycle Mechanics	40	26.05	\$17.25	\$35,874	4.20	\$12.64	\$13.92	\$17.27	\$20.56	\$22.25	\$26,286	\$28,959	\$35,919	\$42,758	\$46,278
49-3093	Tire Repairers and Changers	200	24.45	\$11.87	\$24,697	5.26	\$8.21	\$9.46	\$11.14	\$13.58	\$17.39	\$17,084	\$19,670	\$23,166	\$28,240	\$36,166
49-9021	Heating, Air Conditioning, and Refrigeration Mechanics and Installers	230	33.69	\$25.78	\$53,622	4.31	\$19.37	\$21.64	\$25.47	\$29.10	\$34.30	\$40,290	\$45,006	\$52,986	\$60,520	\$71,344
49-9031	Home Appliance Repairers			\$18.40	\$38,275	3.58	\$13.40	\$15.64	\$19.32	\$21.41	\$22.67	\$27,865	\$32,524	\$40,183	\$44,535	\$47,147
49-9041	Industrial Machinery Mechanics	170	20.44	\$27.47	\$57,141	4.16	\$19.87	\$22.37	\$25.76	\$29.07	\$35.81	\$41,323	\$46,528	\$53,588	\$60,455	\$74,476
49-9051	Electrical Power-Line Installers and Repairers			\$32.04	\$66,642	3.27	\$24.65	\$27.50	\$32.14	\$36.14	\$41.37	\$51,273	\$57,202	\$66,846	\$75,166	\$86,050
49-9052	Telecommunications Line Installers and Repairers	40	25.73	\$22.61	\$47,035	10.24	\$14.29	\$16.79	\$21.19	\$27.35	\$34.29	\$29,724	\$34,923	\$44,085	\$56,885	\$71,321
49-9062	Medical Equipment Repairers			\$20.94	\$43,550	11.61	\$13.51	\$15.54	\$17.65	\$24.92	\$34.98	\$28,101	\$32,329	\$36,711	\$51,828	\$72,766
49-9071	Maintenance and Repair Workers, General	1,170	6.23	\$19.40	\$40,357	2.49	\$10.69	\$14.82	\$18.57	\$23.30	\$28.28	\$22,230	\$30,828	\$38,628	\$48,460	\$58,812
49-9091	Coin, Vending, and Amusement Machine Servicers and Repairers	10	42.30	\$12.61	\$26,220	6.18	\$8.13	\$9.28	\$12.90	\$15.87	\$17.42	\$16,911	\$19,294	\$26,828	\$33,019	\$36,227
49-9094	Locksmiths and Safe Repairers			\$21.28	\$44,262	3.38	\$19.28	\$20.13	\$21.55	\$22.98	\$24.82	\$40,104	\$41,878	\$44,834	\$47,791	\$51,622
49-9098	Helpers--Installation, Maintenance, and Repair Workers	20	32.52	\$14.44	\$30,033	5.44	\$10.32	\$11.46	\$14.24	\$17.29	\$18.80	\$21,469	\$23,844	\$29,621	\$35,971	\$39,110
49-9799	Installation, Maintenance, and Repair Workers, All Other*	170	21.76	\$21.64	\$45,011	8.57	\$12.23	\$15.43	\$20.82	\$26.92	\$31.39	\$25,442	\$32,091	\$43,313	\$55,997	\$65,286
51-0000	Production Occupations	8,310	4.92	\$17.68	\$36,766	1.90	\$9.69	\$11.89	\$15.68	\$21.54	\$28.05	\$20,156	\$24,721	\$32,616	\$44,805	\$58,353
51-1011	First-Line Supervisors of Production and Operating Workers	570	7.60	\$32.57	\$67,744	2.74	\$18.55	\$22.88	\$30.32	\$41.28	\$52.27	\$38,592	\$47,588	\$63,075	\$85,865	\$108,724
51-2022	Electrical and Electronic Equipment Assemblers	570	12.86	\$16.75	\$34,834	3.39	\$10.62	\$12.81	\$16.03	\$20.49	\$24.73	\$22,088	\$26,649	\$33,352	\$42,628	\$51,441
51-2023	Electromechanical Equipment Assemblers	650	7.73	\$15.78	\$32,828	2.81	\$12.01	\$12.81	\$14.16	\$18.08	\$22.49	\$24,973	\$26,653	\$29,452	\$37,596	\$46,787
51-2092	Team Assemblers	700	11.61	\$13.52	\$28,128	2.81	\$8.90	\$10.49	\$12.71	\$15.37	\$19.18	\$18,514	\$21,816	\$26,437	\$31,960	\$39,905
51-2099	Assemblers and Fabricators, All Other	120	34.73	\$15.38	\$31,996	8.75	\$8.66	\$11.41	\$15.01	\$17.96	\$24.31	\$18,003	\$23,724	\$31,229	\$37,365	\$50,558
51-3011	Bakers			\$12.35	\$25,696	5.24	\$8.36	\$9.74	\$11.58	\$14.13	\$17.59	\$17,399	\$20,256	\$24,080	\$29,382	\$36,591
51-3021	Butchers and Meat Cutters	140	35.33	\$13.37	\$27,818	10.93	\$8.02	\$8.94	\$11.37	\$17.36	\$22.16	\$16,687	\$18,604	\$23,643	\$36,117	\$46,102
51-3092	Food Batchmakers			\$10.30	\$21,419	6.92	\$7.83	\$8.52	\$9.92	\$11.61	\$13.55	\$16,295	\$17,724	\$20,644	\$24,159	\$28,185
51-3093	Food Cooking Machine Operators and Tenders			\$10.30	\$21,420	2.88	\$8.31	\$9.56	\$10.43	\$11.29	\$12.06	\$17,275	\$19,881	\$21,687	\$23,492	\$25,094
51-4011	Computer-Controlled Machine Tool Operators, Metal and Plastic	80	23.92	\$17.49	\$36,374	6.17	\$12.42	\$14.06	\$16.85	\$20.10	\$22.80	\$25,825	\$29,248	\$35,041	\$41,813	\$47,422
51-4031	Cutting, Punching, and Press Machine Setters, Operators, and Tenders, Metal and Plastic	70	13.68	\$14.38	\$29,915	5.93	\$12.17	\$12.73	\$13.67	\$14.61	\$19.73	\$25,305	\$26,476	\$28,429	\$30,381	\$41,032
51-4041	Machinists	420	16.37	\$24.88	\$51,746	4.83	\$14.26	\$19.75	\$25.02	\$30.92	\$34.84	\$29,655	\$41,088	\$52,031	\$64,310	\$72,474
51-4072	Molding, Coremaking, and Casting Machine Setters, Operators, and Tenders, Metal and Plastic			\$15.77	\$32,800	11.57	\$8.59	\$11.99	\$13.75	\$20.95	\$25.57	\$17,870	\$24,936	\$28,608	\$43,585	\$53,180
51-4081	Multiple Machine Tool Setters, Operators, and Tenders, Metal and Plastic	20	37.53	\$17.39	\$36,174	10.85	\$10.72	\$13.15	\$18.87	\$21.33	\$22.80	\$22,305	\$27,353	\$39,240	\$44,361	\$47,425
51-4121	Welders, Cutters, Solderers, and Brazers			\$22.79	\$47,413	3.39	\$16.73	\$19.02	\$21.44	\$26.15	\$32.57	\$34,793	\$39,557	\$44,596	\$54,393	\$67,753

Occupational Code	Occupational Title	Employment Estimate	Employment Percentage Relative Standard Error	Average Hourly Wage	Average Annual Wage	Wage Percentage Relative Standard Error	10th Percentile (Hourly)	25th Percentile (Hourly)	50th Percentile (Hourly)	75th Percentile (Hourly)	90th Percentile (Hourly)	10th Percentile (Annual)	25th Percentile (Annual)	50th Percentile (Annual)	75th Percentile (Annual)	90th Percentile (Annual)
51-4193	Plating and Coating Machine Setters, Operators, and Tenders, Metal and Plastic			\$22.76	\$47,345	6.22	\$16.08	\$18.19	\$22.07	\$25.98	\$28.20	\$33,444	\$37,844	\$45,896	\$54,033	\$58,646
51-5111	Prepress Technicians and Workers			\$17.62	\$36,643	3.29	\$10.71	\$13.78	\$17.69	\$21.40	\$24.21	\$22,285	\$28,665	\$36,802	\$44,516	\$50,353
51-5112	Printing Press Operators	190	19.47	\$17.18	\$35,739	3.33	\$11.03	\$14.68	\$16.94	\$20.16	\$23.37	\$22,934	\$30,536	\$35,244	\$41,925	\$48,605
51-5113	Print Binding and Finishing Workers			\$18.45	\$38,377	11.16	\$11.04	\$13.21	\$17.91	\$22.64	\$27.69	\$22,965	\$27,481	\$37,258	\$47,085	\$57,587
51-6011	Laundry and Dry-Cleaning Workers	140	39.94	\$9.91	\$20,606	3.19	\$7.82	\$8.45	\$9.59	\$10.99	\$12.49	\$16,271	\$17,577	\$19,947	\$22,857	\$25,972
51-6031	Sewing Machine Operators	150	26.88	\$12.67	\$26,350	7.82	\$8.46	\$9.61	\$11.30	\$15.56	\$18.03	\$17,591	\$19,988	\$23,499	\$32,356	\$37,499
51-6052	Tailors, Dressmakers, and Custom Sewers			\$11.10	\$23,098	13.96	\$8.08	\$8.99	\$9.90	\$10.99	\$16.89	\$16,817	\$18,700	\$20,588	\$22,858	\$35,125
51-6093	Upholsterers			\$19.57	\$40,697	8.45	\$13.14	\$19.23	\$20.65	\$22.07	\$22.93	\$27,331	\$40,004	\$42,958	\$45,913	\$47,685
51-7011	Cabinetmakers and Bench Carpenters	80	16.11	\$19.42	\$40,388	6.33	\$12.93	\$15.47	\$18.72	\$24.06	\$27.37	\$26,887	\$32,168	\$38,941	\$50,040	\$56,938
51-7041	Sawing Machine Setters, Operators, and Tenders, Wood	30	32.17	\$17.28	\$35,943	4.55	\$11.90	\$14.02	\$18.43	\$20.76	\$22.14	\$24,761	\$29,172	\$38,326	\$43,185	\$46,053
51-7042	Woodworking Machine Setters, Operators, and Tenders, Except Sawing			\$16.65	\$34,622	6.10	\$12.51	\$13.59	\$15.80	\$19.31	\$22.34	\$26,013	\$28,269	\$32,872	\$40,171	\$46,464
51-8013	Power Plant Operators	60	47.71	\$24.91	\$51,814	3.47	\$18.67	\$20.56	\$24.25	\$30.25	\$34.01	\$38,839	\$42,756	\$50,443	\$62,917	\$70,744
51-8021	Stationary Engineers and Boiler Operators	40	22.02	\$35.71	\$74,267	8.35	\$21.49	\$24.62	\$28.96	\$42.68	\$65.26	\$44,701	\$51,210	\$60,242	\$88,766	\$135,749
51-8031	Water and Wastewater Treatment Plant and System Operators	160	8.01	\$23.63	\$49,149	3.88	\$15.48	\$19.43	\$23.03	\$28.42	\$34.11	\$32,189	\$40,408	\$47,906	\$59,107	\$70,949
51-9012	Separating, Filtering, Clarifying, Precipitating, and Still Machine Setters, Operators, and Tenders	100	18.52	\$15.74	\$32,737	7.31	\$10.95	\$12.80	\$15.11	\$17.78	\$22.06	\$22,772	\$26,619	\$31,425	\$36,976	\$45,893
51-9021	Crushing, Grinding, and Polishing Machine Setters, Operators, and Tenders	60	3.83	\$21.56	\$44,843	6.01	\$13.81	\$16.82	\$21.09	\$26.06	\$30.94	\$28,728	\$34,986	\$43,874	\$54,206	\$64,366
51-9023	Mixing and Blending Machine Setters, Operators, and Tenders	60	15.38	\$17.60	\$36,607	3.18	\$12.59	\$13.76	\$16.61	\$20.79	\$23.42	\$26,193	\$28,621	\$34,557	\$43,246	\$48,719
51-9032	Cutting and Slicing Machine Setters, Operators, and Tenders	50	40.14	\$15.14	\$31,488	7.74	\$12.27	\$13.14	\$14.57	\$16.76	\$19.55	\$25,514	\$27,337	\$30,309	\$34,864	\$40,671
51-9041	Extruding, Forming, Pressing, and Compacting Machine Setters, Operators, and Tenders	110	0.02	\$20.64	\$42,939	2.52	\$12.21	\$15.23	\$18.83	\$26.47	\$31.97	\$25,403	\$31,676	\$39,159	\$55,056	\$66,503
51-9061	Inspectors, Testers, Sorters, Samplers, and Weighers	610	7.59	\$21.04	\$43,757	2.14	\$14.61	\$16.87	\$20.28	\$23.89	\$29.11	\$30,393	\$35,084	\$42,180	\$49,684	\$60,544
51-9071	Jewelers and Precious Stone and Metal Workers			\$21.54	\$44,794	10.61	\$14.97	\$16.47	\$19.88	\$27.51	\$32.44	\$31,145	\$34,256	\$41,352	\$57,222	\$67,477
51-9081	Dental Laboratory Technicians	30	37.50													
51-9083	Ophthalmic Laboratory Technicians	110	32.57	\$16.75	\$34,848	8.22	\$10.94	\$12.62	\$15.92	\$21.03	\$22.77	\$22,763	\$26,246	\$33,110	\$43,742	\$47,364
51-9111	Packaging and Filling Machine Operators and Tenders	370	22.30	\$13.36	\$27,795	2.53	\$9.65	\$10.62	\$12.46	\$14.72	\$19.70	\$20,075	\$22,092	\$25,913	\$30,620	\$40,970
51-9121	Coating, Painting, and Spraying Machine Setters, Operators, and Tenders	60	9.63	\$18.57	\$38,635	6.63	\$9.24	\$15.63	\$18.64	\$22.39	\$26.19	\$19,215	\$32,519	\$38,779	\$46,568	\$54,471
51-9122	Painters, Transportation Equipment			\$20.77	\$43,197	7.91	\$16.18	\$18.60	\$20.32	\$22.04	\$27.16	\$33,645	\$38,698	\$42,272	\$45,843	\$56,489
51-9123	Painting, Coating, and Decorating Workers	30	33.46	\$16.39	\$34,085	7.09	\$12.31	\$13.45	\$15.74	\$18.87	\$22.02	\$25,595	\$27,974	\$32,746	\$39,249	\$45,794
51-9151	Photographic Process Workers and Processing Machine Operators	50	20.44	\$11.77	\$24,479	1.92	\$8.08	\$9.08	\$10.96	\$13.44	\$18.32	\$16,812	\$18,879	\$22,794	\$27,956	\$38,115
51-9198	Helpers--Production Workers	310	17.64	\$12.34	\$25,666	5.17	\$9.33	\$9.97	\$10.93	\$13.70	\$19.02	\$19,415	\$20,741	\$22,731	\$28,492	\$39,567
51-9399	Production Workers, All Other*	370	42.49	\$13.28	\$27,632	10.15	\$8.06	\$9.12	\$11.40	\$17.08	\$20.70	\$16,772	\$18,967	\$23,702	\$35,537	\$43,066
53-0000	Transportation and Material Moving Occupations	5,220	6.31	\$18.39	\$38,243	12.54	\$9.37	\$10.99	\$14.18	\$18.68	\$28.66	\$19,485	\$22,869	\$29,499	\$38,865	\$59,616
53-1021	First-Line Supervisors of Helpers, Laborers, and Material Movers, Hand	90	28.71	\$19.67	\$40,906	5.49	\$14.56	\$16.06	\$18.37	\$21.84	\$29.78	\$30,293	\$33,405	\$38,210	\$45,422	\$61,946
53-1031	First-Line Supervisors of Transportation and Material-Moving Machine and Vehicle Operators	110	19.62	\$23.93	\$49,769	5.62	\$12.45	\$15.04	\$19.82	\$32.06	\$38.96	\$25,902	\$31,283	\$41,217	\$66,681	\$81,039
53-2012	Commercial Pilots	10	29.59		\$75,658	16.67						\$34,833	\$47,278	\$74,436	\$102,467	\$118,383
53-3022	Bus Drivers, School or Special Client	430	0.89	\$15.26	\$31,743	5.24	\$11.35	\$13.49	\$15.86	\$17.43	\$18.38	\$23,600	\$28,055	\$32,986	\$36,262	\$38,228
53-3031	Driver/Sales Workers	280	37.86	\$14.52	\$30,204	15.88	\$8.20	\$9.39	\$12.84	\$18.11	\$25.40	\$17,066	\$19,530	\$26,700	\$37,663	\$52,834
53-3032	Heavy and Tractor-Trailer Truck Drivers	360	14.31	\$19.27	\$40,074	3.88	\$12.81	\$15.59	\$19.10	\$22.21	\$26.97	\$26,650	\$32,436	\$39,720	\$46,198	\$56,090
53-3033	Light Truck or Delivery Services Drivers	550	11.13	\$15.32	\$31,872	6.49	\$8.62	\$10.62	\$14.02	\$18.64	\$25.58	\$17,934	\$22,086	\$29,152	\$38,763	\$53,211
53-3041	Taxi Drivers and Chauffeurs	70	30.11	\$12.03	\$25,032	3.82	\$9.38	\$10.28	\$11.60	\$13.80	\$15.72	\$19,501	\$21,379	\$24,137	\$28,703	\$32,706
53-3099	Motor Vehicle Operators, All Other	40	35.64	\$14.55	\$30,273	12.23	\$10.06	\$11.07	\$15.13	\$17.50	\$19.60	\$20,928	\$23,022	\$31,468	\$36,409	\$40,772

Occupational Code	Occupational Title	Employment Estimate	Employment Percentage Relative Standard Error	Average Hourly Wage	Average Annual Wage	Wage Percentage Relative Standard Error	10th Percentile (Hourly)	25th Percentile (Hourly)	50th Percentile (Hourly)	75th Percentile (Hourly)	90th Percentile (Hourly)	10th Percentile (Annual)	25th Percentile (Annual)	50th Percentile (Annual)	75th Percentile (Annual)	90th Percentile (Annual)
53-6021	Parking Lot Attendants	40	0.05													
53-6031	Automotive and Watercraft Service Attendants	130	32.44	\$12.68	\$26,378	2.72	\$8.63	\$9.87	\$11.03	\$16.10	\$19.42	\$17,949	\$20,537	\$22,940	\$33,498	\$40,395
53-7051	Industrial Truck and Tractor Operators			\$15.42	\$32,068	3.05	\$10.25	\$11.80	\$14.31	\$18.09	\$22.39	\$21,329	\$24,548	\$29,758	\$37,638	\$46,581
53-7061	Cleaners of Vehicles and Equipment	230	29.33	\$11.45	\$23,816	4.30	\$8.96	\$10.02	\$11.12	\$12.79	\$14.53	\$18,646	\$20,835	\$23,120	\$26,608	\$30,217
53-7062	Laborers and Freight, Stock, and Material Movers, Hand	1,130	10.57	\$12.74	\$26,503	2.61	\$9.52	\$10.37	\$11.95	\$14.21	\$17.54	\$19,796	\$21,564	\$24,857	\$29,547	\$36,492
53-7064	Packers and Packagers, Hand	410	28.66	\$12.09	\$25,141	5.41	\$7.89	\$8.57	\$10.65	\$14.14	\$17.79	\$16,420	\$17,828	\$22,158	\$29,402	\$37,004

Occupational Code	Occupational Title	Employment Estimate	Employment Percentage Relative Standard Error	Average Hourly Wage	Average Annual Wage	Wage Percentage Relative Standard Error	10th Percentile (Hourly)	25th Percentile (Hourly)	50th Percentile (Hourly)	75th Percentile (Hourly)	90th Percentile (Hourly)	10th Percentile (Annual)	25th Percentile (Annual)	50th Percentile (Annual)	75th Percentile (Annual)	90th Percentile (Annual)
00-0000	All Occupations	241,620	1.09	\$21.67	\$45,082	2.03	\$8.65	\$11.05	\$16.88	\$27.42	\$41.63	\$17,996	\$22,990	\$35,100	\$57,044	\$86,582
11-0000	Management Occupations	9,810	3.19	\$47.86	\$99,556	1.48	\$22.58	\$30.76	\$43.35	\$58.88	\$78.07	\$46,963	\$63,978	\$90,160	\$122,470	\$162,393
11-1011	Chief Executives	90	16.78	\$71.31	\$148,329	7.57	\$34.22	\$42.68	\$64.10		\$71,167	\$88,773	\$133,333			
11-1021	General and Operations Managers	4,110	4.11	\$49.73	\$103,439	2.52	\$22.70	\$29.29	\$42.99	\$63.06	\$86.16	\$47,210	\$60,931	\$89,426	\$131,172	\$179,212
11-2011	Advertising and Promotions Managers	30	25.48	\$47.10	\$97,968	7.78	\$31.67	\$37.99	\$42.91	\$52.45	\$79.02	\$65,871	\$79,029	\$89,246	\$109,086	\$164,358
11-2021	Marketing Managers	240	25.88	\$53.96	\$112,232	4.56	\$21.87	\$28.06	\$45.83	\$77.50	\$88.97	\$45,483	\$58,365	\$95,321	\$161,192	\$185,056
11-2022	Sales Managers	260	20.93	\$60.07	\$124,942	9.50	\$23.37	\$32.63	\$47.19	\$71.93		\$48,602	\$67,866	\$98,159	\$149,620	
11-2031	Public Relations and Fundraising Managers	60	9.32	\$56.96	\$118,479	5.50	\$34.21	\$41.98	\$51.02	\$63.80	\$88.54	\$71,157	\$87,325	\$106,116	\$132,701	\$184,166
11-3011	Administrative Services Managers	310	11.87	\$46.74	\$97,220	5.06	\$23.46	\$28.47	\$41.70	\$54.44	\$76.57	\$48,788	\$59,221	\$86,745	\$113,230	\$159,264
11-3021	Computer and Information Systems Managers	590	12.18	\$58.21	\$121,087	2.13	\$39.16	\$46.90	\$55.36	\$67.06	\$80.23	\$81,457	\$97,552	\$115,140	\$139,477	\$166,887
11-3031	Financial Managers	310	7.49	\$55.99	\$116,463	2.58	\$34.82	\$42.87	\$51.86	\$63.87	\$84.62	\$72,416	\$89,174	\$107,879	\$132,840	\$176,017
11-3051	Industrial Production Managers	100	11.19	\$48.10	\$100,046	2.65	\$32.52	\$39.32	\$48.59	\$55.67	\$66.11	\$67,643	\$81,776	\$101,062	\$115,784	\$137,512
11-3061	Purchasing Managers	40	6.62	\$53.15	\$110,550	4.53	\$34.02	\$44.06	\$55.78	\$62.33	\$69.05	\$70,760	\$91,636	\$116,023	\$129,652	\$143,617
11-3071	Transportation, Storage, and Distribution Managers	60	11.15	\$44.68	\$92,927	3.14	\$28.12	\$37.08	\$44.58	\$54.19	\$62.62	\$58,493	\$77,130	\$92,727	\$112,719	\$130,259
11-3111	Compensation and Benefits Managers	30	25.13	\$43.93	\$91,372	2.59	\$28.71	\$33.30	\$44.16	\$54.32	\$62.23	\$59,707	\$69,274	\$91,851	\$112,978	\$129,443
11-3121	Human Resources Managers	70	13.11	\$51.27	\$106,639	5.24	\$17.99	\$38.32	\$46.43	\$64.39	\$75.51	\$37,410	\$79,708	\$96,568	\$133,926	\$157,050
11-3131	Training and Development Managers	50	12.81	\$38.05	\$79,152	2.71	\$28.89	\$31.67	\$35.90	\$44.53	\$52.61	\$60,094	\$65,872	\$74,665	\$92,618	\$109,427
11-9021	Construction Managers	210	17.97	\$41.77	\$86,885	4.10	\$23.87	\$31.39	\$39.95	\$50.77	\$64.10	\$49,650	\$65,285	\$83,092	\$105,597	\$133,332
11-9031	Education Administrators, Preschool and Childcare Center/Program			\$18.42	\$38,322	8.95	\$12.60	\$13.99	\$19.20	\$21.50	\$22.89	\$26,199	\$29,107	\$39,941	\$44,729	\$47,618
11-9032	Education Administrators, Elementary and Secondary School	610	1.94		\$81,273	1.47						\$62,579	\$70,421	\$82,075	\$92,379	\$104,520
11-9039	Education Administrators, All Other	320	1.48	\$44.05	\$91,621	2.27	\$28.44	\$33.85	\$42.24	\$51.58	\$61.82	\$59,148	\$70,413	\$87,852	\$107,296	\$128,590
11-9041	Architectural and Engineering Managers	290	16.93	\$61.31	\$127,521	3.33	\$38.75	\$47.11	\$61.38	\$70.17	\$84.77	\$80,597	\$97,979	\$127,672	\$145,961	\$176,321
11-9051	Food Service Managers	290	25.46	\$22.23	\$46,234	5.74	\$15.82	\$17.27	\$20.53	\$26.38	\$31.74	\$32,903	\$35,929	\$42,698	\$54,880	\$66,024
11-9081	Lodging Managers			\$20.87	\$43,401	8.60	\$16.33	\$18.36	\$20.15	\$22.07	\$25.62	\$33,970	\$38,180	\$41,907	\$45,902	\$53,298
11-9111	Medical and Health Services Managers	370	7.03	\$46.57	\$96,859	2.75	\$27.92	\$36.32	\$43.74	\$54.39	\$68.01	\$58,077	\$75,546	\$90,985	\$113,131	\$141,461
11-9121	Natural Sciences Managers	10	0.18													
11-9131	Postmasters and Mail Superintendents	20	0.09	\$33.81	\$70,329	2.29	\$27.31	\$28.40	\$34.69	\$40.81	\$40.82	\$56,809	\$59,072	\$72,155	\$84,890	\$84,902
11-9141	Property, Real Estate, and Community Association Managers	110	37.76	\$28.41	\$59,103	19.73	\$11.89	\$13.12	\$17.51	\$43.27	\$57.52	\$24,731	\$27,287	\$36,427	\$90,006	\$119,646
11-9151	Social and Community Service Managers	150	11.55	\$34.06	\$70,851	4.30	\$21.78	\$25.84	\$31.79	\$40.95	\$51.79	\$45,311	\$53,755	\$66,121	\$85,181	\$107,719
11-9161	Emergency Management Directors	20	38.29	\$39.86	\$82,917	8.11	\$17.87	\$33.51	\$42.20	\$49.83	\$55.50	\$37,174	\$69,695	\$87,779	\$103,651	\$115,442
11-9199	Managers, All Other	640	4.84	\$49.17	\$102,277	1.52	\$30.53	\$39.76	\$49.57	\$57.91	\$68.81	\$63,496	\$82,699	\$103,099	\$120,451	\$143,118
13-0000	Business and Financial Operations Occupations	16,070	3.02	\$32.36	\$67,313	2.07	\$15.71	\$21.25	\$30.20	\$40.49	\$51.14	\$32,677	\$44,210	\$62,824	\$84,217	\$106,363
13-1011	Agents and Business Managers of Artists, Performers, and Athletes	30	37.17	\$23.81	\$49,533	14.38	\$11.78	\$17.43	\$20.34	\$22.98	\$43.09	\$24,500	\$36,260	\$42,313	\$47,797	\$89,632
13-1022	Wholesale and Retail Buyers, Except Farm Products	80	28.55	\$21.97	\$45,698	9.00	\$11.40	\$15.28	\$17.72	\$29.06	\$36.55	\$23,716	\$31,782	\$36,868	\$60,444	\$76,016
13-1023	Purchasing Agents, Except Wholesale, Retail, and Farm Products	770	4.88	\$30.13	\$62,671	4.41	\$17.71	\$22.69	\$28.51	\$37.62	\$44.98	\$36,831	\$47,190	\$59,307	\$78,245	\$93,565
13-1031	Claims Adjusters, Examiners, and Investigators	1,130	15.04	\$28.81	\$59,917	3.82	\$15.03	\$20.87	\$28.96	\$36.02	\$42.96	\$31,269	\$43,407	\$60,237	\$74,916	\$89,356
13-1032	Insurance Appraisers, Auto Damage	20	33.15	\$31.66	\$65,846	4.36	\$24.33	\$28.76	\$32.12	\$35.34	\$39.47	\$50,608	\$59,811	\$66,817	\$73,517	\$82,092
13-1041	Compliance Officers	200	5.95	\$28.52	\$59,321	3.29	\$17.93	\$21.12	\$27.94	\$35.05	\$40.79	\$37,298	\$43,930	\$58,118	\$72,912	\$84,853
13-1051	Cost Estimators	540	10.09	\$28.27	\$58,797	3.70	\$15.72	\$19.08	\$26.92	\$35.77	\$44.60	\$32,688	\$39,680	\$55,984	\$74,403	\$92,770
13-1078	Human Resources, Training, and Labor Relations Specialists, All Other*	790	4.95	\$31.02	\$64,523	2.11	\$18.03	\$24.02	\$29.66	\$38.52	\$44.73	\$37,497	\$49,959	\$61,688	\$80,124	\$93,044
13-1081	Logisticians	420	5.45	\$39.20	\$81,531	1.79	\$27.38	\$32.20	\$37.49	\$45.52	\$54.26	\$56,948	\$66,971	\$77,980	\$94,675	\$112,861
13-1111	Management Analysts	1,170	11.69	\$43.13	\$89,707	7.79	\$21.71	\$28.93	\$39.33	\$48.52	\$67.30	\$45,154	\$60,169	\$81,813	\$100,912	\$139,993
13-1121	Meeting, Convention, and Event Planners*			\$18.26	\$37,991	4.20	\$8.73	\$13.19	\$18.27	\$21.54	\$27.58	\$18,167	\$27,443	\$37,998	\$44,807	\$57,357
13-1141	Compensation, Benefits, and Job Analysis Specialists	210	22.47	\$23.17	\$48,186	2.48	\$15.26	\$18.55	\$21.29	\$26.33	\$34.39	\$31,732	\$38,592	\$44,282	\$54,767	\$71,529
13-1151	Training and Development Specialists	540	14.29	\$31.34	\$65,187	9.55	\$15.40	\$18.07	\$26.08	\$41.95	\$61.25	\$32,033	\$37,588	\$54,254	\$87,251	\$127,391
13-1161	Market Research Analysts and Marketing Specialists*	400	12.79	\$31.20	\$64,899	5.31	\$11.38	\$18.99	\$30.64	\$39.47	\$54.26	\$23,672	\$39,509	\$63,736	\$82,094	\$112,856

Occupational Code	Occupational Title	Employment Estimate	Employment Percentage Relative Standard Error	Average Hourly Wage	Average Annual Wage	Wage Percentage Relative Standard Error	10th Percentile (Hourly)	25th Percentile (Hourly)	50th Percentile (Hourly)	75th Percentile (Hourly)	90th Percentile (Hourly)	10th Percentile (Annual)	25th Percentile (Annual)	50th Percentile (Annual)	75th Percentile (Annual)	90th Percentile (Annual)
13-1199	Business Operations Specialists, All Other*	5,020	3.53	\$33.33	\$69,332	2.18	\$15.49	\$22.48	\$32.48	\$43.01	\$52.09	\$32,229	\$46,765	\$67,555	\$89,454	\$108,356
13-2011	Accountants and Auditors	2,470	5.16	\$29.17	\$60,682	2.65	\$15.73	\$19.66	\$27.08	\$35.29	\$45.12	\$32,725	\$40,901	\$56,326	\$73,396	\$93,850
13-2021	Appraisers and Assessors of Real Estate	130	37.45	\$17.38	\$36,147	5.79	\$8.08	\$8.87	\$17.00	\$24.26	\$29.12	\$16,800	\$18,442	\$35,370	\$50,466	\$60,568
13-2031	Budget Analysts	200	3.72	\$33.70	\$70,101	2.22	\$22.82	\$27.38	\$32.47	\$39.44	\$46.48	\$47,455	\$56,949	\$67,531	\$82,028	\$96,686
13-2041	Credit Analysts	110	22.68	\$27.53	\$57,255	3.33	\$19.11	\$21.01	\$24.81	\$32.41	\$42.14	\$39,750	\$43,696	\$51,604	\$67,416	\$87,651
13-2051	Financial Analysts	280	26.33	\$39.11	\$81,349	15.98	\$18.29	\$25.11	\$32.77	\$40.79	\$55.70	\$38,050	\$52,231	\$68,154	\$84,836	\$115,853
13-2052	Personal Financial Advisors	190	23.28													
13-2053	Insurance Underwriters	40	30.08	\$25.87	\$53,811	13.69	\$13.10	\$14.85	\$26.49	\$32.86	\$38.34	\$27,246	\$30,890	\$55,090	\$68,354	\$79,746
13-2071	Credit Counselors	40	44.20													
13-2072	Loan Officers	500	14.42	\$42.04	\$87,434	11.17	\$19.77	\$25.51	\$34.61	\$51.64	\$69.40	\$41,119	\$53,067	\$71,999	\$107,402	\$144,348
13-2082	Tax Preparers	80	41.72	\$23.52	\$48,923	12.79	\$10.84	\$18.47	\$25.05	\$28.16	\$31.71	\$22,550	\$38,413	\$52,096	\$58,573	\$65,965
13-2099	Financial Specialists, All Other	320	29.28	\$39.21	\$81,554	10.30	\$16.75	\$23.79	\$39.53	\$53.77	\$66.11	\$34,844	\$49,473	\$82,214	\$111,849	\$137,507
15-0000	Computer and Mathematical Occupations	13,040	4.73	\$39.31	\$81,762	1.53	\$19.98	\$29.63	\$39.54	\$49.43	\$58.30	\$41,562	\$61,624	\$82,247	\$102,816	\$121,274
15-1111	Computer and Information Research Scientists	30	22.02	\$44.47	\$92,496	4.17	\$31.72	\$38.60	\$44.70	\$51.13	\$55.34	\$65,984	\$80,283	\$92,980	\$106,355	\$115,101
15-1121	Computer Systems Analysts	1,550	10.20	\$41.38	\$86,075	1.97	\$25.69	\$31.92	\$40.48	\$50.97	\$60.39	\$53,437	\$66,386	\$84,197	\$106,023	\$125,603
15-1131	Computer Programmers	610	22.11	\$39.49	\$82,138	2.21	\$24.76	\$29.45	\$35.80	\$49.13	\$63.91	\$51,492	\$61,247	\$74,464	\$102,182	\$132,932
15-1132	Software Developers, Applications	2,600	11.80	\$42.39	\$88,168	3.15	\$25.07	\$36.46	\$42.59	\$51.18	\$58.94	\$52,155	\$75,829	\$88,584	\$106,453	\$122,598
15-1133	Software Developers, Systems Software	2,490	12.45	\$49.16	\$102,256	1.27	\$34.83	\$41.09	\$49.24	\$56.94	\$67.56	\$72,453	\$85,464	\$102,420	\$118,436	\$140,518
15-1141	Database Administrators	280	16.80	\$41.41	\$86,143	2.41	\$25.89	\$33.59	\$41.60	\$50.37	\$57.10	\$53,859	\$69,871	\$86,520	\$104,763	\$118,774
15-1142	Network and Computer Systems Administrators*	1,280	8.58	\$34.84	\$72,459	1.99	\$22.31	\$27.22	\$34.19	\$41.96	\$48.70	\$46,403	\$56,627	\$71,125	\$87,271	\$101,301
15-1150	Computer Support Specialists	2,180	8.00	\$25.76	\$53,571	5.11	\$13.44	\$17.55	\$23.10	\$32.71	\$43.05	\$27,960	\$36,501	\$48,039	\$68,044	\$89,552
15-1179	Information Security Analysts, Web Developers, and Computer Network Architects	830	12.36	\$36.50	\$75,925	4.74	\$13.49	\$26.70	\$38.01	\$46.15	\$55.59	\$28,067	\$55,529	\$79,062	\$95,996	\$115,631
15-1799	Computer Occupations, All Other*	860	8.12	\$37.23	\$77,431	1.67	\$27.70	\$31.38	\$36.14	\$42.88	\$49.64	\$57,620	\$65,279	\$75,171	\$89,185	\$103,242
15-2031	Operations Research Analysts	300	14.28	\$48.34	\$100,556	2.20	\$34.14	\$40.87	\$48.89	\$55.78	\$63.79	\$71,003	\$85,014	\$101,698	\$116,027	\$132,692
15-2041	Statisticians	10	3.13	\$31.45	\$65,420	3.01	\$18.45	\$22.58	\$28.14	\$38.20	\$45.56	\$38,371	\$46,961	\$58,523	\$79,458	\$94,761
17-0000	Architecture and Engineering Occupations	6,430	6.24	\$36.68	\$76,302	1.96	\$20.34	\$25.84	\$34.62	\$45.61	\$56.40	\$42,299	\$53,755	\$72,003	\$94,870	\$117,302
17-1011	Architects, Except Landscape and Naval	160	24.86	\$35.98	\$74,838	6.54	\$23.71	\$26.61	\$32.90	\$41.79	\$51.14	\$49,316	\$55,342	\$68,435	\$86,921	\$106,366
17-1012	Landscape Architects	30	42.34	\$30.66	\$63,773	8.89	\$17.60	\$24.56	\$28.94	\$36.06	\$44.74	\$36,600	\$51,083	\$60,193	\$75,011	\$93,064
17-1021	Cartographers and Photogrammetrists	120	41.39	\$31.44	\$68,389	7.28	\$19.10	\$26.25	\$33.16	\$36.88	\$42.46	\$39,736	\$54,591	\$68,971	\$76,712	\$88,327
17-1022	Surveyors	160	17.63	\$27.03	\$56,224	2.92	\$17.90	\$21.35	\$27.06	\$33.11	\$36.62	\$37,229	\$44,412	\$56,291	\$68,870	\$76,175
17-2011	Aerospace Engineers			\$57.87	\$120,364	6.83	\$39.85	\$46.78	\$53.78	\$63.41	\$73.78	\$82,891	\$97,309	\$111,863	\$131,891	\$153,458
17-2041	Chemical Engineers	50	11.08	\$45.81	\$95,292	3.56	\$32.93	\$38.55	\$43.95	\$53.34	\$64.14	\$68,496	\$80,185	\$91,426	\$110,944	\$133,403
17-2051	Civil Engineers	860	17.73	\$35.55	\$73,940	3.95	\$20.20	\$26.09	\$34.19	\$43.18	\$52.07	\$42,006	\$54,271	\$71,114	\$89,818	\$108,312
17-2061	Computer Hardware Engineers	370	20.33	\$47.93	\$99,704	3.00	\$31.57	\$37.97	\$46.87	\$57.74	\$68.94	\$65,656	\$78,969	\$97,499	\$120,092	\$143,397
17-2071	Electrical Engineers	600	20.27	\$40.22	\$83,664	5.52	\$24.08	\$29.30	\$40.15	\$50.31	\$57.34	\$50,077	\$60,943	\$83,505	\$104,638	\$119,259
17-2072	Electronics Engineers, Except Computer	550	11.44	\$41.81	\$86,960	3.45	\$25.76	\$31.45	\$41.90	\$51.13	\$58.80	\$53,584	\$65,407	\$87,157	\$106,356	\$122,313
17-2081	Environmental Engineers	140	34.45	\$37.75	\$78,518	9.88	\$23.06	\$27.39	\$38.06	\$46.78	\$52.93	\$47,959	\$56,979	\$79,156	\$97,302	\$110,097
17-2111	Health and Safety Engineers, Except Mining Safety Engineers and Inspectors	30	10.53	\$41.57	\$86,461	7.17	\$22.46	\$30.51	\$37.16	\$53.38	\$63.56	\$46,718	\$63,459	\$77,297	\$111,041	\$132,211
17-2112	Industrial Engineers	360	9.16	\$42.22	\$87,817	2.33	\$26.49	\$34.18	\$42.27	\$50.73	\$58.13	\$55,092	\$71,103	\$87,929	\$105,525	\$120,920
17-2131	Materials Engineers	10	30.97	\$42.09	\$87,540	5.86	\$30.05	\$38.77	\$43.80	\$49.21	\$54.02	\$62,500	\$80,641	\$91,100	\$102,363	\$112,359
17-2141	Mechanical Engineers	570	13.52	\$40.22	\$83,662	4.19	\$24.20	\$30.34	\$38.24	\$48.77	\$58.73	\$50,338	\$63,102	\$79,531	\$101,431	\$122,161
17-2151	Mining and Geological Engineers, Including Mining Safety Engineers			\$42.33	\$88,045	4.15	\$35.26	\$38.98	\$42.03	\$45.08	\$46.94	\$73,333	\$81,084	\$87,423	\$93,762	\$97,641
17-2199	Engineers, All Other	280	12.06	\$50.04	\$104,081	3.13	\$32.90	\$41.79	\$50.70	\$59.08	\$68.32	\$68,435	\$86,926	\$105,449	\$122,881	\$142,103
17-3011	Architectural and Civil Drafters	200	22.33	\$25.33	\$52,680	2.30	\$19.05	\$21.04	\$24.76	\$29.01	\$34.31	\$39,634	\$43,755	\$51,510	\$60,336	\$71,359
17-3012	Electrical and Electronics Drafters	90	31.43	\$28.43	\$59,131	2.88	\$19.59	\$23.35	\$28.16	\$33.28	\$36.96	\$40,753	\$48,572	\$58,574	\$69,227	\$76,868
17-3013	Mechanical Drafters	170	33.01	\$23.42	\$48,710	5.56	\$15.99	\$18.13	\$21.28	\$26.89	\$34.97	\$33,256	\$37,713	\$44,271	\$55,926	\$72,732
17-3022	Civil Engineering Technicians	260	26.18	\$26.07	\$54,223	7.42	\$17.96	\$22.45	\$26.42	\$30.22	\$34.45	\$37,352	\$46,696	\$54,951	\$62,852	\$71,660
17-3023	Electrical and Electronics Engineering Technicians	410	12.33	\$24.77	\$51,530	1.61	\$16.19	\$19.93	\$25.01	\$29.65	\$33.64	\$33,669	\$41,464	\$52,015	\$61,675	\$69,973
17-3025	Environmental Engineering Technicians			\$25.57	\$53,195	8.99	\$18.68	\$20.18	\$22.64	\$27.92	\$40.60	\$38,862	\$41,977	\$47,083	\$58,081	\$84,450
17-3027	Mechanical Engineering Technicians	70	22.96	\$26.07	\$54,236	3.41	\$20.12	\$22.74	\$25.74	\$28.55	\$33.54	\$41,843	\$47,307	\$53,549	\$59,389	\$69,765
17-3029	Engineering Technicians, Except Drafters, All Other	90	2.38	\$30.58	\$63,604	2.32	\$22.82	\$26.62	\$30.35	\$34.04	\$39.08	\$47,457	\$55,365	\$63,132	\$70,803	\$81,282

Occupational Code	Occupational Title	Employment Estimate	Employment Percentage Relative Standard Error	Average Hourly Wage	Average Annual Wage	Wage Percentage Relative Standard Error	10th Percentile (Hourly)	25th Percentile (Hourly)	50th Percentile (Hourly)	75th Percentile (Hourly)	90th Percentile (Hourly)	10th Percentile (Annual)	25th Percentile (Annual)	50th Percentile (Annual)	75th Percentile (Annual)	90th Percentile (Annual)
17-3031	Surveying and Mapping Technicians			\$27.01	\$56,176	6.02	\$15.64	\$20.15	\$25.76	\$36.79	\$41.90	\$32,524	\$41,904	\$53,584	\$76,524	\$87,152
19-0000	Life, Physical, and Social Science Occupations	1,680	8.09	\$33.00	\$68,642	4.84	\$15.17	\$20.51	\$30.96	\$42.51	\$52.75	\$31,548	\$42,668	\$64,406	\$88,428	\$109,728
19-2031	Chemists	40	19.47	\$25.56	\$53,171	7.22	\$15.41	\$17.75	\$22.35	\$33.37	\$41.41	\$32,045	\$36,925	\$46,483	\$69,413	\$86,131
19-2041	Environmental Scientists and Specialists, Including Health	170	31.32	\$34.29	\$71,326	1.80	\$25.33	\$29.99	\$33.63	\$38.60	\$45.08	\$52,682	\$62,374	\$69,958	\$80,281	\$93,766
19-2042	Geoscientists, Except Hydrologists and Geographers	110	40.63	\$27.57	\$57,353	3.39	\$19.90	\$22.24	\$26.54	\$31.20	\$36.52	\$41,398	\$46,269	\$55,208	\$64,897	\$75,959
19-3031	Clinical, Counseling, and School Psychologists	330	12.23	\$36.04	\$74,957	6.32	\$11.70	\$27.46	\$36.83	\$46.39	\$56.60	\$24,344	\$57,113	\$76,617	\$96,486	\$117,737
19-3039	Psychologists, All Other	50	17.96	\$38.41	\$79,887	9.27	\$21.92	\$29.65	\$43.27	\$47.78	\$51.13	\$45,584	\$61,682	\$90,004	\$99,386	\$106,356
19-3051	Urban and Regional Planners	60	10.02	\$32.36	\$67,306	1.64	\$21.90	\$26.28	\$32.12	\$38.60	\$44.89	\$45,543	\$54,653	\$66,806	\$80,280	\$93,368
19-4031	Chemical Technicians	30	18.56	\$19.75	\$41,073	8.91	\$12.28	\$15.14	\$17.13	\$20.03	\$38.04	\$25,549	\$31,491	\$35,640	\$41,664	\$49,123
19-4041	Geological and Petroleum Technicians			\$15.70	\$32,655	2.56	\$12.47	\$13.64	\$15.57	\$17.54	\$19.46	\$25,933	\$28,363	\$32,395	\$36,492	\$40,474
19-4091	Environmental Science and Protection Technicians, Including Health	110	36.45	\$20.80	\$43,266	8.45	\$15.71	\$16.85	\$18.74	\$24.34	\$28.80	\$32,677	\$35,039	\$38,975	\$50,623	\$59,899
19-4099	Life, Physical, and Social Science Technicians, All Other	70	2.31	\$23.01	\$47,865	1.69	\$14.82	\$16.54	\$22.00	\$27.15	\$32.66	\$30,825	\$34,403	\$45,766	\$56,463	\$67,926
21-0000	Community and Social Service Occupations	3,670	7.97	\$21.77	\$45,287	3.67	\$11.90	\$15.08	\$19.82	\$25.33	\$33.92	\$24,756	\$31,356	\$41,218	\$52,696	\$70,554
21-1011	Substance Abuse and Behavioral Disorder Counselors	70	30.60	\$17.66	\$36,729	10.62	\$12.17	\$13.28	\$15.49	\$18.61	\$24.08	\$25,305	\$27,626	\$32,212	\$38,702	\$50,093
21-1012	Educational, Guidance, School, and Vocational Counselors	450	2.96	\$23.82	\$49,539	1.92	\$16.64	\$19.66	\$22.80	\$27.64	\$33.15	\$34,617	\$40,885	\$47,434	\$57,489	\$68,962
21-1014	Mental Health Counselors	320	15.27	\$21.60	\$44,925	6.26	\$13.68	\$16.04	\$19.90	\$26.86	\$32.22	\$28,449	\$33,359	\$41,391	\$55,877	\$67,023
21-1019	Counselors, All Other	20	0.09	\$31.86	\$66,263	2.51	\$17.06	\$20.62	\$37.40	\$42.20	\$45.08	\$35,490	\$42,879	\$77,802	\$87,785	\$93,776
21-1021	Child, Family, and School Social Workers	730	10.05	\$21.48	\$44,673	3.20	\$12.70	\$15.37	\$18.74	\$24.41	\$35.96	\$26,419	\$31,972	\$38,976	\$50,781	\$74,791
21-1022	Healthcare Social Workers	330	21.65	\$18.83	\$39,171	6.39	\$11.54	\$15.02	\$17.80	\$22.76	\$27.42	\$24,010	\$31,237	\$37,032	\$47,332	\$57,032
21-1023	Mental Health and Substance Abuse Social Workers	160	43.32	\$20.61	\$42,872	5.51	\$12.10	\$18.87	\$20.94	\$23.86	\$27.60	\$25,176	\$39,259	\$43,558	\$49,620	\$57,408
21-1029	Social Workers, All Other	140	5.84	\$26.29	\$54,690	2.59	\$13.40	\$16.72	\$28.52	\$33.80	\$36.38	\$27,876	\$34,770	\$59,317	\$70,308	\$75,675
21-1091	Health Educators	50	20.02	\$28.95	\$60,226	2.30	\$21.16	\$25.25	\$29.47	\$33.40	\$35.78	\$44,008	\$52,516	\$61,300	\$69,467	\$74,414
21-1093	Social and Human Service Assistants			\$16.84	\$35,034	7.41	\$9.99	\$12.30	\$16.97	\$21.06	\$22.93	\$20,774	\$25,578	\$35,297	\$43,801	\$47,699
21-1798	Community and Social Service Specialists, All Other*	170	8.94	\$21.70	\$45,128	4.98	\$8.66	\$13.91	\$18.15	\$28.36	\$41.11	\$18,018	\$28,925	\$37,742	\$58,999	\$85,502
21-2011	Clergy	80	22.07	\$25.88	\$53,822	12.62	\$9.71	\$17.06	\$21.02	\$35.84	\$51.22	\$20,194	\$35,485	\$43,732	\$74,545	\$106,536
21-2021	Directors, Religious Activities and Education			\$20.67	\$42,986	12.32	\$12.73	\$14.17	\$19.49	\$24.09	\$32.95	\$26,475	\$29,466	\$40,537	\$50,109	\$68,542
23-0000	Legal Occupations	1,560	5.76	\$39.01	\$81,151	8.73	\$16.64	\$23.09	\$29.63	\$47.46	\$67.75	\$34,614	\$48,021	\$61,631	\$98,714	\$140,918
23-1011	Lawyers	890	12.10	\$49.49	\$102,944	10.96	\$25.19	\$28.63	\$41.38	\$55.88		\$52,399	\$59,559	\$86,076	\$116,227	
23-1022	Arbitrators, Mediators, and Conciliators	10	21.79	\$25.36	\$52,747	5.36	\$16.04	\$18.08	\$21.18	\$30.40	\$30.73	\$33,362	\$37,603	\$44,046	\$63,235	\$63,914
23-2011	Paralegals and Legal Assistants*	470	10.03	\$21.91	\$45,577	7.12	\$14.63	\$16.30	\$19.57	\$26.35	\$34.22	\$30,431	\$33,907	\$40,707	\$54,811	\$71,180
23-2091	Court Reporters	20	21.79	\$25.95	\$53,979	5.63	\$20.90	\$23.67	\$25.96	\$28.48	\$31.23	\$43,474	\$49,236	\$54,000	\$59,240	\$64,951
23-2093	Title Examiners, Abstractors, and Searchers	60	20.31													
25-0000	Education, Training, and Library Occupations	17,190	2.93	\$22.26	\$46,297	2.47	\$11.15	\$15.56	\$20.71	\$27.33	\$34.22	\$23,192	\$32,368	\$43,083	\$56,848	\$71,178
25-1011	Business Teachers, Postsecondary	170	22.90		\$88,360	9.77						\$32,715	\$49,968	\$71,693	\$110,118	\$160,137
25-1021	Computer Science Teachers, Postsecondary	100	41.83		\$66,703	5.71						\$34,192	\$51,890	\$66,335	\$74,814	\$91,972
25-1042	Biological Science Teachers, Postsecondary				\$69,971	1.92						\$33,051	\$38,196	\$67,783	\$81,256	\$124,054
25-1051	Atmospheric, Earth, Marine, and Space Sciences Teachers, Postsecondary	30	12.65		\$84,675	15.56						\$62,326	\$66,815	\$74,298	\$95,107	\$129,594
25-1052	Chemistry Teachers, Postsecondary	60	3.68		\$60,748	18.65						\$25,801	\$28,278	\$49,497	\$76,097	\$132,175
25-1054	Physics Teachers, Postsecondary	30	0.05		\$82,954	6.05						\$33,031	\$36,900	\$70,646	\$105,091	\$157,386
25-1061	Anthropology and Archeology Teachers, Postsecondary	20	0.06		\$76,825	2.06						\$36,230	\$63,487	\$72,154	\$97,451	\$117,454
25-1062	Area, Ethnic, and Cultural Studies Teachers, Postsecondary				\$64,613	2.40						\$49,999	\$52,407	\$56,419	\$60,452	\$102,311
25-1063	Economics Teachers, Postsecondary	50	9.38		\$89,637	11.76						\$50,896	\$64,731	\$76,512	\$113,653	\$156,243
25-1065	Political Science Teachers, Postsecondary	40	7.11		\$110,837	21.43						\$51,202	\$58,154	\$82,156	\$151,086	
25-1066	Psychology Teachers, Postsecondary	120	31.56		\$69,596	5.46						\$37,788	\$59,266	\$69,555	\$82,209	\$100,336
25-1067	Sociology Teachers, Postsecondary	50	6.09		\$68,565	11.47						\$39,728	\$53,162	\$65,969	\$76,141	\$98,858



Occupational Code	Occupational Title	Employment Estimate	Employment Percentage Relative Standard Error	Average Hourly Wage	Average Annual Wage	Wage Percentage Relative Standard Error	10th Percentile (Hourly)	25th Percentile (Hourly)	50th Percentile (Hourly)	75th Percentile (Hourly)	90th Percentile (Hourly)	10th Percentile (Annual)	25th Percentile (Annual)	50th Percentile (Annual)	75th Percentile (Annual)	90th Percentile (Annual)
25-1072	Nursing Instructors and Teachers, Postsecondary	120	7.26		\$59,753	3.17						\$38,387	\$45,880	\$60,601	\$70,729	\$77,911
25-1081	Education Teachers, Postsecondary	140	12.56		\$63,642	10.67						\$35,878	\$48,579	\$59,209	\$72,007	\$93,505
25-1111	Criminal Justice and Law Enforcement Teachers, Postsecondary	70	38.06		\$62,934	4.26						\$35,836	\$52,542	\$66,636	\$73,056	\$77,219
25-1121	Art, Drama, and Music Teachers, Postsecondary	150	3.22		\$77,099	13.15						\$48,785	\$57,584	\$68,243	\$76,862	\$135,233
25-1123	English Language and Literature Teachers, Postsecondary				\$69,784	10.89						\$35,364	\$53,664	\$67,273	\$75,077	\$110,201
25-1124	Foreign Language and Literature Teachers, Postsecondary	80	0.02		\$80,441	3.02						\$37,735	\$54,751	\$69,889	\$97,346	\$130,192
25-1125	History Teachers, Postsecondary	70	7.27		\$86,510	15.78						\$47,150	\$62,986	\$72,886	\$91,042	\$166,816
25-1126	Philosophy and Religion Teachers, Postsecondary	50	0.03		\$85,293	2.99						\$40,346	\$63,556	\$74,518	\$94,214	\$156,869
25-1194	Vocational Education Teachers, Postsecondary	460	20.85	\$26.55	\$55,224	7.92	\$14.16	\$20.12	\$27.14	\$33.01	\$35.86	\$29,453	\$41,849	\$56,444	\$68,655	\$74,599
25-1199	Postsecondary Teachers, All Other	50	26.30		\$52,268	7.75						\$31,477	\$42,259	\$52,264	\$62,796	\$72,088
25-2011	Preschool Teachers, Except Special Education	810	21.14	\$14.21	\$29,562	11.61	\$8.58	\$9.96	\$11.80	\$16.06	\$25.12	\$17,846	\$20,715	\$24,545	\$33,408	\$52,249
25-2012	Kindergarten Teachers, Except Special Education	460	1.77		\$43,944	1.79						\$32,581	\$35,849	\$42,093	\$50,110	\$59,711
25-2021	Elementary School Teachers, Except Special Education	3,590	1.69		\$45,792	1.98						\$32,602	\$37,218	\$44,383	\$53,823	\$62,602
25-2022	Middle School Teachers, Except Special and Career/Technical Education	1,680	3.22		\$44,664	1.87						\$31,976	\$36,198	\$43,474	\$52,527	\$60,897
25-2023	Career/Technical Education Teachers, Middle School	20	0.06		\$53,691	2.50						\$43,321	\$50,074	\$54,521	\$58,967	\$64,324
25-2031	Secondary School Teachers, Except Special and Career/Technical Education	2,400	3.61		\$46,385	1.60						\$33,355	\$37,572	\$44,711	\$54,004	\$61,791
25-2032	Career/Technical Education Teachers, Secondary School	40	0.76		\$48,943	2.11						\$38,943	\$42,201	\$47,120	\$55,901	\$65,501
25-2041	Special Education Teachers, Preschool, Kindergarten, and Elementary School*	480	0.59		\$47,313	1.35						\$34,421	\$39,617	\$46,323	\$55,193	\$61,368
25-2053	Special Education Teachers, Middle School	210	1.00		\$46,910	1.54						\$33,960	\$38,440	\$45,507	\$54,849	\$62,802
25-2054	Special Education Teachers, Secondary School	270	6.37		\$46,138	2.02						\$33,594	\$37,625	\$44,777	\$54,134	\$61,110
25-3011	Adult Basic and Secondary Education and Literacy Teachers and Instructors			\$22.35	\$46,496	5.89	\$14.38	\$16.08	\$18.27	\$29.75	\$34.85	\$29,903	\$33,442	\$38,007	\$61,871	\$72,484
25-3021	Self-Enrichment Education Teachers	290	27.61	\$20.32	\$42,262	14.56	\$8.43	\$12.32	\$20.33	\$28.10	\$33.21	\$17,544	\$25,625	\$42,278	\$58,448	\$69,080
25-3999	Teachers and Instructors, All Other*	480	21.17		\$53,281	3.49						\$32,096	\$42,910	\$52,769	\$59,499	\$72,711
25-4011	Archivists	10	41.69	\$21.57	\$44,859	2.85	\$13.24	\$15.52	\$19.44	\$25.79	\$34.30	\$27,534	\$32,286	\$40,438	\$53,645	\$71,344
25-4012	Curators	20	14.52	\$26.04	\$54,163	5.78	\$13.65	\$20.34	\$27.39	\$33.11	\$35.86	\$28,384	\$42,313	\$56,961	\$68,876	\$74,585
25-4013	Museum Technicians and Conservators	10	17.70	\$24.07	\$50,070	8.62	\$11.54	\$15.06	\$21.82	\$33.09	\$37.02	\$24,002	\$31,316	\$45,376	\$68,821	\$76,996
25-4021	Librarians	300	2.45	\$32.65	\$67,920	3.67	\$18.34	\$23.83	\$33.25	\$41.24	\$46.34	\$38,138	\$49,565	\$69,163	\$85,774	\$96,387
25-4031	Library Technicians	280	3.47	\$14.77	\$30,721	1.87	\$10.22	\$12.29	\$14.38	\$17.06	\$19.57	\$21,258	\$25,561	\$29,912	\$35,494	\$40,711
25-9031	Instructional Coordinators	390	6.05	\$34.08	\$70,893	4.15	\$19.82	\$24.80	\$31.87	\$42.84	\$53.05	\$41,224	\$51,587	\$66,284	\$89,101	\$110,351
25-9041	Teacher Assistants	2,530	5.56		\$24,446	1.43						\$19,510	\$21,145	\$23,491	\$27,616	\$30,855
25-9099	Education, Training, and Library Workers, All Other	180	4.16	\$20.81	\$43,278	2.21	\$15.06	\$18.06	\$19.58	\$22.99	\$26.48	\$31,319	\$37,565	\$40,722	\$47,811	\$55,086
27-0000	Arts, Design, Entertainment, Sports, and Media Occupations	4,250	5.12	\$22.79	\$47,404	3.67	\$9.45	\$12.97	\$20.70	\$29.75	\$38.83	\$19,653	\$26,985	\$43,066	\$61,872	\$80,774
27-1011	Art Directors	30	33.99	\$28.99	\$60,294	5.23	\$19.78	\$21.85	\$26.28	\$33.03	\$44.46	\$41,138	\$45,439	\$54,653	\$68,699	\$92,473
27-1013	Fine Artists, Including Painters, Sculptors, and Illustrators			\$12.21	\$25,401	8.57	\$8.76	\$11.83	\$12.73	\$13.64	\$14.18	\$18,214	\$24,606	\$26,486	\$28,366	\$29,494
27-1014	Multimedia Artists and Animators	20	45.56	\$26.62	\$55,359	4.98	\$18.98	\$22.57	\$26.06	\$30.46	\$34.54	\$39,489	\$46,948	\$54,204	\$63,351	\$71,849
27-1021	Commercial and Industrial Designers	10	42.48	\$30.09	\$62,580	6.83	\$20.99	\$29.57	\$32.07	\$34.48	\$35.92	\$43,667	\$61,503	\$66,698	\$71,712	\$74,721
27-1023	Floral Designers	90	15.77	\$14.15	\$29,435	4.40	\$9.50	\$10.70	\$13.14	\$16.59	\$21.85	\$19,753	\$22,250	\$27,337	\$34,508	\$45,443
27-1024	Graphic Designers	430	15.68	\$20.87	\$43,409	4.15	\$11.51	\$14.91	\$19.12	\$26.35	\$32.67	\$23,933	\$31,020	\$39,775	\$54,814	\$67,963
27-1025	Interior Designers	40	38.27	\$20.08	\$41,768	7.35	\$10.67	\$13.75	\$19.30	\$22.20	\$33.91	\$22,198	\$28,591	\$40,148	\$46,173	\$70,523

Occupational Code	Occupational Title	Employment Estimate	Employment Percentage Relative Standard Error	Average Hourly Wage	Average Annual Wage	Wage Percentage Relative Standard Error	10th Percentile (Hourly)	25th Percentile (Hourly)	50th Percentile (Hourly)	75th Percentile (Hourly)	90th Percentile (Hourly)	10th Percentile (Annual)	25th Percentile (Annual)	50th Percentile (Annual)	75th Percentile (Annual)	90th Percentile (Annual)
27-1026	Merchandise Displayers and Window Trimmers	80	18.18	\$12.83	\$26,681	4.57	\$9.74	\$10.44	\$11.60	\$13.97	\$17.10	\$20,267	\$21,717	\$24,127	\$29,063	\$35,577
27-2012	Producers and Directors	100	18.11	\$21.36	\$44,420	7.25	\$9.96	\$15.08	\$22.56	\$27.36	\$31.97	\$20,722	\$31,375	\$46,934	\$56,915	\$66,491
27-2022	Coaches and Scouts	640	16.14	\$24.75	\$34,758	5.75						\$17,118	\$19,703	\$26,581	\$42,827	\$67,343
27-2023	Umpires, Referees, and Other Sports Officials	50	8.35		\$21,925	8.03						\$15,881	\$16,666	\$17,973	\$19,286	\$47,666
27-2041	Music Directors and Composers	30	40.66	\$24.17	\$50,273	6.06	\$18.64	\$21.53	\$24.55	\$27.09	\$28.62	\$38,768	\$44,784	\$51,056	\$56,353	\$59,531
27-2042	Musicians and Singers			\$24.27		9.53	\$22.98	\$24.19	\$25.88	\$27.57	\$28.59					
27-3011	Radio and Television Announcers	90	28.94	\$14.65	\$30,481	5.92	\$8.20	\$9.39	\$13.71	\$18.22	\$22.24	\$17,051	\$19,527	\$28,521	\$37,905	\$46,256
27-3012	Public Address System and Other Announcers	70	30.12	\$8.89	\$18,495	5.70	\$7.63	\$8.00	\$8.61	\$9.23	\$10.93	\$15,874	\$16,639	\$17,914	\$19,189	\$22,727
27-3021	Broadcast News Analysts	20	25.38	\$25.74	\$53,535	14.51	\$12.77	\$14.37	\$19.37	\$23.10	\$55.39	\$26,563	\$29,894	\$40,279	\$48,055	\$115,204
27-3022	Reporters and Correspondents	70	28.13	\$16.90	\$35,142	8.70	\$11.32	\$13.57	\$16.22	\$18.31	\$22.68	\$23,545	\$28,223	\$33,738	\$38,075	\$47,183
27-3031	Public Relations Specialists	690	7.07	\$31.05	\$64,576	4.55	\$14.67	\$19.04	\$28.22	\$37.90	\$55.75	\$30,513	\$39,605	\$58,692	\$78,831	\$115,954
27-3041	Editors	320	7.78	\$24.25	\$50,441	2.92	\$16.42	\$19.44	\$22.53	\$27.40	\$35.65	\$34,149	\$40,437	\$46,854	\$56,982	\$74,159
27-3042	Technical Writers	150	19.06	\$29.75	\$61,883	2.90	\$21.74	\$25.11	\$29.89	\$34.58	\$39.25	\$45,216	\$52,224	\$62,165	\$71,916	\$81,642
27-3043	Writers and Authors	110	18.22	\$24.72	\$51,409	10.38	\$11.88	\$15.85	\$22.95	\$27.21	\$39.91	\$24,716	\$32,972	\$47,739	\$56,600	\$83,004
27-3099	Media and Communication Workers, All Other	80	45.75	\$18.16	\$37,769	8.29	\$11.95	\$12.62	\$13.73	\$22.57	\$33.46	\$24,866	\$26,250	\$28,557	\$46,945	\$69,593
27-4012	Broadcast Technicians	100	37.70	\$17.44	\$36,276	29.74	\$8.38	\$11.73	\$13.24	\$19.01	\$33.64	\$17,435	\$24,405	\$27,547	\$39,538	\$69,975
27-4014	Sound Engineering Technicians			\$29.00	\$60,329	4.28	\$13.75	\$29.87	\$32.24	\$34.62	\$36.04	\$28,604	\$62,120	\$67,061	\$72,002	\$74,967
27-4021	Photographers	150	21.88	\$15.28	\$31,787	14.45	\$8.39	\$9.77	\$12.42	\$20.98	\$26.61	\$17,451	\$20,318	\$25,828	\$43,640	\$55,347
27-4031	Camera Operators, Television, Video, and Motion Picture	20	27.54	\$17.96	\$37,367	15.02	\$9.73	\$11.99	\$14.57	\$24.52	\$27.78	\$20,238	\$24,944	\$30,309	\$50,991	\$57,792
27-4032	Film and Video Editors	30	19.65	\$13.21	\$27,481	7.61	\$9.96	\$10.79	\$12.44	\$14.93	\$18.14	\$20,715	\$22,442	\$25,869	\$31,051	\$37,740
27-4099	Media and Communication Equipment Workers, All Other	170	13.52	\$36.87	\$76,690	5.68	\$25.83	\$33.11	\$38.59	\$43.28	\$48.52	\$53,732	\$68,872	\$80,277	\$90,013	\$100,914
29-0000	Healthcare Practitioners and Technical Occupations	13,830	2.38	\$33.71	\$70,123	2.67	\$15.05	\$21.29	\$29.56	\$38.42	\$53.46	\$31,309	\$44,281	\$61,492	\$79,917	\$111,199
29-1011	Chiropractors	70	26.41	\$29.78	\$61,949	26.07	\$13.52	\$19.03	\$21.70	\$33.63	\$42.03	\$28,123	\$39,576	\$45,137	\$69,960	\$87,425
29-1021	Dentists, General	270	38.45	\$65.73	\$136,728	10.61	\$38.03	\$41.84	\$59.41	\$70.57		\$79,101	\$87,028	\$123,563	\$146,783	
29-1031	Dietitians and Nutritionists	90	10.60	\$27.51	\$57,227	2.11	\$20.89	\$23.94	\$27.23	\$31.13	\$34.99	\$43,446	\$49,788	\$56,632	\$64,761	\$72,772
29-1041	Optometrists	70	28.07	\$45.31	\$94,236	7.17	\$31.08	\$38.31	\$43.92	\$51.34	\$57.69	\$64,638	\$79,687	\$91,360	\$106,792	\$120,004
29-1051	Pharmacists	460	7.90	\$51.14	\$106,380	4.28	\$29.30	\$48.18	\$53.11	\$58.69	\$67.04	\$60,940	\$100,205	\$110,463	\$122,082	\$139,438
29-1062	Family and General Practitioners	280	21.46	\$67.03	\$139,415	10.00	\$24.71	\$28.17	\$63.30	\$87.55		\$51,397	\$58,603	\$131,656	\$182,113	
29-1065	Pediatricians, General	40	20.25	\$78.79	\$163,884	17.16	\$49.19	\$59.70	\$67.74			\$102,314	\$124,186	\$140,902		
29-1067	Surgeons	150	45.94	\$122.34	\$254,471	15.21										
29-1069	Physicians and Surgeons, All Other	320	30.47	\$90.24	\$187,706	8.20	\$58.17	\$74.52	\$84.99			\$120,999	\$154,993	\$176,786		
29-1071	Physician Assistants	240	12.48	\$40.52	\$84,281	2.57	\$32.43	\$36.48	\$39.57	\$44.07	\$51.61	\$67,449	\$75,873	\$82,312	\$91,667	\$107,346
29-1111	Registered Nurses*	4,900	2.27	\$31.91	\$66,372	1.94	\$23.93	\$26.79	\$31.32	\$36.57	\$42.93	\$49,769	\$55,719	\$65,142	\$76,066	\$89,304
29-1122	Occupational Therapists	220	8.79	\$35.76	\$74,371	3.55	\$26.26	\$30.11	\$33.99	\$39.83	\$46.17	\$54,629	\$62,624	\$70,690	\$82,837	\$96,037
29-1123	Physical Therapists	550	8.09	\$34.27	\$71,280	2.96	\$24.64	\$29.06	\$33.32	\$38.18	\$45.61	\$51,250	\$60,451	\$69,315	\$79,409	\$94,864
29-1125	Recreational Therapists	10	19.90	\$20.36	\$42,339	2.55	\$18.54	\$19.41	\$20.67	\$21.93	\$22.68	\$38,554	\$40,383	\$42,996	\$45,609	\$47,177
29-1126	Respiratory Therapists	170	5.59	\$27.06	\$56,278	2.02	\$21.18	\$24.19	\$26.94	\$29.98	\$34.28	\$44,048	\$50,311	\$56,031	\$62,353	\$71,305
29-1127	Speech-Language Pathologists	390	2.60	\$40.62	\$84,497	3.39	\$27.14	\$31.71	\$38.47	\$47.58	\$59.45	\$56,455	\$65,961	\$80,028	\$98,966	\$123,654
29-1128	Therapists, All Other*	30	0.86	\$27.69	\$57,600	1.88	\$15.52	\$19.32	\$25.99	\$34.90	\$43.69	\$32,289	\$40,196	\$54,053	\$72,587	\$90,883
29-1131	Veterinarians	280	27.13	\$29.40	\$61,146	11.27	\$20.08	\$21.85	\$30.88	\$35.01	\$40.63	\$41,777	\$45,442	\$64,221	\$72,831	\$84,510
29-1181	Audiologists	60	48.54	\$36.68	\$76,304	5.65	\$26.17	\$30.83	\$37.34	\$42.46	\$45.55	\$54,441	\$64,135	\$77,676	\$88,321	\$94,741
29-2011	Medical and Clinical Laboratory Technologists	180	11.27	\$29.40	\$61,151	3.74	\$21.50	\$26.07	\$30.56	\$34.12	\$36.07	\$44,723	\$54,218	\$63,562	\$70,971	\$75,022
29-2012	Medical and Clinical Laboratory Technicians	140	5.56	\$16.53	\$34,391	2.87	\$12.50	\$13.69	\$15.56	\$18.12	\$22.38	\$25,993	\$28,468	\$32,362	\$37,695	\$46,552
29-2021	Dental Hygienists	620	15.08	\$32.00	\$66,562	9.39	\$16.10	\$27.27	\$34.20	\$40.32	\$43.91	\$33,487	\$56,720	\$71,142	\$83,872	\$91,340
29-2031	Cardiovascular Technologists and Technicians	60	29.72	\$21.53	\$44,791	5.54	\$13.69	\$15.69	\$18.11	\$26.70	\$36.07	\$28,476	\$32,630	\$37,671	\$55,546	\$75,016
29-2032	Diagnostic Medical Sonographers	100	17.15	\$36.72	\$76,376	2.17	\$26.38	\$30.80	\$36.66	\$42.66	\$46.32	\$54,874	\$64,056	\$76,260	\$88,739	\$96,343
29-2033	Nuclear Medicine Technologists	30	6.60	\$33.32	\$69,308	1.98	\$24.80	\$28.14	\$32.52	\$36.80	\$43.01	\$51,587	\$58,528	\$67,637	\$76,539	\$89,458
29-2037	Radiologic Technologists and Technicians*	430	10.62	\$25.97	\$54,013	2.60	\$18.90	\$21.38	\$25.50	\$30.19	\$34.78	\$39,307	\$44,479	\$53,034	\$62,787	\$72,351
29-2041	Emergency Medical Technicians and Paramedics	390	6.53	\$16.58	\$34,481	2.29	\$10.06	\$11.93	\$15.73	\$20.96	\$23.85	\$20,916	\$24,820	\$32,708	\$43,607	\$49,612
29-2051	Dietetic Technicians	10	7.53	\$11.94	\$24,845	3.30	\$9.92	\$10.39	\$11.16	\$11.93	\$16.59	\$20,632	\$21,602	\$23,218	\$24,820	\$34,498
29-2052	Pharmacy Technicians	660	12.47	\$14.40	\$29,962	3.23	\$10.32	\$11.68	\$14.19	\$17.02	\$18.54	\$21,458	\$24,296	\$29,509	\$35,402	\$38,571

Occupational Code	Occupational Title	Employment Estimate	Employment Percentage Relative Standard Error	Average Hourly Wage	Average Annual Wage	Wage Percentage Relative Standard Error	10th Percentile (Hourly)	25th Percentile (Hourly)	50th Percentile (Hourly)	75th Percentile (Hourly)	90th Percentile (Hourly)	10th Percentile (Annual)	25th Percentile (Annual)	50th Percentile (Annual)	75th Percentile (Annual)	90th Percentile (Annual)
29-2055	Surgical Technologists	110	24.95	\$21.52	\$44,760	2.38	\$15.69	\$17.49	\$20.16	\$22.57	\$26.63	\$32,627	\$36,378	\$41,925	\$46,950	\$55,396
29-2056	Veterinary Technologists and Technicians	230	33.79	\$15.91	\$33,089	5.56	\$12.30	\$13.46	\$15.58	\$18.05	\$20.91	\$25,582	\$27,998	\$32,409	\$37,548	\$43,484
29-2061	Licensed Practical and Licensd Vocational Nurses	750	7.94	\$20.27	\$42,163	2.23	\$15.69	\$17.84	\$20.03	\$22.35	\$26.09	\$32,638	\$37,098	\$41,672	\$46,478	\$54,262
29-2071	Medical Records and Health Information Technicians	410	11.88	\$18.19	\$37,827	4.06	\$11.66	\$13.66	\$17.07	\$21.89	\$27.08	\$24,259	\$28,413	\$35,502	\$45,528	\$56,334
29-2081	Opticians, Dispensing	170	18.06	\$15.76	\$32,785	3.91	\$12.49	\$13.73	\$15.64	\$17.34	\$18.37	\$25,972	\$28,554	\$32,523	\$36,060	\$38,206
29-2799	Health Technologists and Technicians, All Other*	420	5.77	\$17.72	\$36,866	3.71	\$11.89	\$13.08	\$15.27	\$20.95	\$26.84	\$24,733	\$27,205	\$31,762	\$43,570	\$55,826
29-9011	Occupational Health and Safety Specialists	110	7.85	\$29.82	\$62,035	3.66	\$19.27	\$21.96	\$28.89	\$35.65	\$43.04	\$40,087	\$45,670	\$60,094	\$74,152	\$89,533
29-9091	Athletic Trainers	40	20.72		\$62,279	11.20						\$25,993	\$30,016	\$55,800	\$74,432	\$103,470
29-9799	Healthcare Practitioners and Technical Workers, All Other*	30	0.05	\$21.90	\$45,551	2.31	\$15.82	\$16.96	\$18.85	\$25.91	\$32.52	\$32,905	\$35,268	\$39,201	\$53,891	\$67,642
31-0000	Healthcare Support Occupations	6,310	5.07	\$13.89	\$28,895	2.31	\$9.66	\$10.90	\$13.14	\$15.88	\$19.58	\$20,097	\$22,676	\$27,322	\$33,031	\$40,724
31-1011	Home Health Aides	1,250	14.64	\$11.97	\$24,897	4.17	\$9.60	\$10.23	\$11.27	\$13.26	\$14.73	\$19,968	\$21,270	\$23,438	\$27,579	\$30,634
31-1012	Nursing Aides, Orderlies, and Attendants*	2,100	9.34	\$12.33	\$25,641	3.06	\$9.48	\$10.43	\$12.12	\$13.94	\$15.73	\$19,715	\$21,703	\$25,206	\$28,994	\$32,721
31-2011	Occupational Therapy Assistants	30	23.19	\$21.91	\$45,582	3.15	\$18.40	\$19.85	\$21.94	\$24.93	\$27.50	\$38,265	\$41,292	\$45,641	\$51,850	\$57,210
31-2021	Physical Therapist Assistants	120	12.90	\$20.20	\$42,013	3.74	\$15.04	\$17.04	\$19.99	\$23.06	\$26.96	\$31,273	\$35,439	\$41,588	\$47,962	\$56,075
31-2022	Physical Therapist Aides	20	39.57	\$13.73	\$28,566	7.30	\$9.70	\$11.46	\$14.20	\$16.32	\$17.58	\$20,168	\$23,828	\$29,546	\$33,937	\$36,571
31-9011	Massage Therapists	230	38.86	\$18.74	\$38,983	8.63	\$9.69	\$10.97	\$16.48	\$26.00	\$33.71	\$20,147	\$22,808	\$34,269	\$54,081	\$70,118
31-9091	Dental Assistants	880	12.71	\$16.12	\$33,522	8.22	\$8.73	\$12.91	\$16.16	\$19.56	\$22.86	\$18,156	\$26,861	\$33,607	\$40,684	\$47,555
31-9092	Medical Assistants	1,130	8.97	\$14.50	\$30,162	1.77	\$11.58	\$12.54	\$14.04	\$16.35	\$18.12	\$24,082	\$26,090	\$29,200	\$34,001	\$37,680
31-9093	Medical Equipment Preparers	50	2.33	\$14.17	\$29,482	2.56	\$10.76	\$12.25	\$14.05	\$16.24	\$17.74	\$22,370	\$25,476	\$29,216	\$33,784	\$36,892
31-9094	Medical Transcriptionists	100	22.53	\$16.82	\$34,977	6.97	\$8.21	\$10.50	\$16.66	\$20.62	\$26.74	\$17,079	\$21,849	\$34,649	\$42,883	\$55,617
31-9095	Pharmacy Aides			\$12.10	\$25,167	6.84	\$10.10	\$10.91	\$12.13	\$13.46	\$14.26	\$20,998	\$22,703	\$25,237	\$28,006	\$29,667
31-9096	Veterinary Assistants and Laboratory Animal Caretakers	70	23.33	\$12.58	\$26,160	6.80	\$8.56	\$10.59	\$12.86	\$14.47	\$16.52	\$17,809	\$22,025	\$26,752	\$30,101	\$34,362
31-9799	Healthcare Support Workers, All Other*	310	8.34	\$15.91	\$33,096	4.20	\$10.57	\$12.55	\$15.56	\$19.02	\$21.76	\$21,995	\$26,100	\$32,359	\$39,552	\$45,258
33-0000	Protective Service Occupations	5,950	5.37	\$19.87	\$41,320	7.39	\$9.52	\$11.93	\$17.60	\$26.42	\$33.72	\$19,791	\$24,822	\$36,603	\$54,958	\$70,131
33-1011	First-Line Supervisors of Correctional Officers	50	0.04	\$26.31	\$54,728	1.95	\$14.82	\$17.39	\$22.92	\$33.49	\$44.04	\$30,834	\$36,178	\$47,679	\$69,650	\$91,600
33-1012	First-Line Supervisors of Police and Detectives			\$38.82	\$80,739	2.45	\$29.54	\$31.82	\$35.58	\$44.49	\$57.27	\$61,435	\$66,176	\$74,016	\$92,538	\$119,121
33-1021	First-Line Supervisors of Fire Fighting and Prevention Workers	100	8.93	\$29.74	\$61,858	2.41	\$22.09	\$25.01	\$28.77	\$34.19	\$40.94	\$45,948	\$52,028	\$59,844	\$71,114	\$85,153
33-1099	First-Line Supervisors of Protective Service Workers, All Other	100	20.97	\$22.94	\$47,710	4.87	\$12.55	\$17.38	\$21.61	\$28.44	\$34.80	\$26,094	\$36,155	\$44,942	\$59,164	\$72,391
33-2011	Firefighters	810	1.91	\$21.68	\$45,101	2.69	\$13.63	\$18.96	\$22.39	\$25.98	\$28.30	\$28,344	\$39,433	\$46,569	\$54,047	\$58,858
33-3012	Correctional Officers and Jailers	450	0.00	\$20.08	\$41,777	2.50	\$12.57	\$13.89	\$20.02	\$25.66	\$28.10	\$26,154	\$28,898	\$41,641	\$53,380	\$58,450
33-9021	Private Detectives and Investigators	30	37.95	\$16.57	\$34,464	7.07	\$12.29	\$13.26	\$15.13	\$18.49	\$24.26	\$25,564	\$27,577	\$31,476	\$38,465	\$50,470
33-9031	Gaming Surveillance Officers and Gaming Investigators	50	30.56	\$14.32	\$29,788	3.27	\$11.22	\$12.27	\$13.59	\$15.67	\$19.20	\$23,341	\$25,522	\$28,271	\$32,598	\$39,934
33-9032	Security Guards	2,000	12.78	\$14.02	\$29,159	5.59	\$9.30	\$10.47	\$12.90	\$16.19	\$20.67	\$19,345	\$21,779	\$26,836	\$33,680	\$42,994
33-9092	Lifeguards, Ski Patrol, and Other Recreational Protective Service Workers	240	19.98	\$8.90	\$18,516	2.96	\$7.66	\$8.01	\$8.59	\$9.18	\$10.66	\$15,943	\$16,668	\$17,877	\$19,085	\$22,171
33-9093	Transportation Security Screeners* (federal only)	100	0.01	\$18.04	\$37,520		\$16.16	\$16.33	\$17.57	\$19.21	\$21.18	\$33,620	\$33,961	\$36,535	\$39,954	\$44,056
33-9099	Protective Service Workers, All Other *	450	1.81	\$12.45	\$25,888	3.93	\$8.29	\$9.62	\$11.06	\$14.03	\$18.64	\$17,241	\$20,019	\$23,008	\$29,192	\$38,773
35-0000	Food Preparation and Serving Related Occupations	24,300	3.13	\$9.92	\$20,637	1.37	\$7.70	\$8.14	\$8.88	\$10.46	\$14.06	\$16,020	\$16,941	\$18,475	\$21,767	\$29,248
35-1011	Chefs and Head Cooks	170	26.79	\$22.07	\$45,905	6.40	\$11.71	\$16.64	\$23.99	\$26.93	\$29.15	\$24,353	\$34,610	\$49,897	\$56,008	\$60,627
35-1012	First-Line Supervisors of Food Preparation and Serving Workers	1,530	13.30	\$15.49	\$32,209	4.45	\$9.41	\$10.74	\$14.61	\$19.40	\$23.42	\$19,575	\$22,337	\$30,382	\$40,362	\$48,710
35-2011	Cooks, Fast Food	450	34.85	\$8.58	\$17,850	2.26	\$7.64	\$7.97	\$8.53	\$9.09	\$9.57	\$15,890	\$16,586	\$17,745	\$18,904	\$19,901
35-2012	Cooks, Institution and Cafeteria	820	11.65	\$12.90	\$26,842	2.45	\$9.39	\$10.70	\$12.81	\$14.86	\$17.29	\$19,533	\$22,259	\$26,651	\$30,911	\$35,965
35-2014	Cooks, Restaurant	2,260	10.34	\$11.48	\$23,877	1.90	\$9.35	\$10.11	\$11.25	\$12.97	\$14.23	\$19,441	\$21,023	\$23,394	\$26,977	\$29,603
35-2015	Cooks, Short Order	270	42.70	\$9.58	\$19,934	6.85	\$7.69	\$8.11	\$8.81	\$9.83	\$14.57	\$16,001	\$16,871	\$18,322	\$20,439	\$30,310
35-2021	Food Preparation Workers	1,160	15.52	\$9.69	\$20,159	2.38	\$7.17	\$8.31	\$9.20	\$10.83	\$12.59	\$16,164	\$17,276	\$19,128	\$22,524	\$26,179
35-3011	Bartenders	1,140	24.90	\$8.91	\$18,535	2.45	\$7.68	\$8.07	\$8.72	\$9.39	\$10.88	\$15,981	\$16,792	\$18,143	\$19,540	\$22,633

Occupational Code	Occupational Title	Employment Estimate	Employment Percentage Relative Standard Error	Average Hourly Wage	Average Annual Wage	Wage Percentage Relative Standard Error	10th Percentile (Hourly)	25th Percentile (Hourly)	50th Percentile (Hourly)	75th Percentile (Hourly)	90th Percentile (Hourly)	10th Percentile (Annual)	25th Percentile (Annual)	50th Percentile (Annual)	75th Percentile (Annual)	90th Percentile (Annual)
35-3021	Combined Food Preparation and Serving Workers, Including Fast Food	7,230	7.42	\$8.87	\$18,449	2.11	\$7.63	\$7.97	\$8.55	\$9.12	\$10.57	\$15,866	\$16,582	\$17,777	\$18,972	\$21,988
35-3022	Counter Attendants, Cafeteria, Food Concession, and Coffee Shop	730	29.82	\$8.86	\$18,429	2.71	\$7.61	\$7.98	\$8.60	\$9.21	\$10.82	\$15,838	\$16,606	\$17,886	\$19,166	\$22,514
35-3031	Waiters and Waitresses	4,910	4.73	\$9.29	\$19,331	3.91	\$7.64	\$7.99	\$8.56	\$9.14	\$13.28	\$15,896	\$16,614	\$17,811	\$19,007	\$27,632
35-3041	Food Servers, Nonrestaurant	400	34.94	\$9.92	\$20,625	3.32	\$7.80	\$8.34	\$9.25	\$10.94	\$13.44	\$16,214	\$17,351	\$19,247	\$22,751	\$27,945
35-9011	Dining Room and Cafeteria Attendants and Bartender Helpers	1,210	26.87	\$8.86	\$18,423	3.41	\$7.64	\$7.99	\$8.56	\$9.14	\$10.06	\$15,901	\$16,619	\$17,814	\$19,010	\$20,923
35-9021	Dishwashers	1,100	16.28	\$9.04	\$18,797	2.02	\$7.68	\$8.08	\$8.74	\$9.46	\$11.24	\$15,983	\$16,810	\$18,189	\$19,677	\$23,382
35-9031	Hosts and Hostesses, Restaurant, Lounge, and Coffee Shop	750	19.63	\$8.90	\$18,506	2.29	\$7.66	\$8.04	\$8.66	\$9.28	\$10.69	\$15,941	\$16,717	\$18,011	\$19,309	\$22,228
35-9099	Food Preparation and Serving Related Workers, All Other			\$10.17	\$21,145	2.76	\$8.65	\$9.61	\$10.31	\$11.00	\$11.42	\$17,984	\$19,993	\$21,437	\$22,880	\$23,747
37-0000	Building and Grounds Cleaning and Maintenance Occupations	7,430	4.77	\$12.74	\$26,490	3.76	\$8.18	\$9.31	\$11.08	\$14.14	\$20.71	\$17,007	\$19,368	\$23,044	\$29,414	\$43,067
37-1011	First-Line Supervisors of Housekeeping and Janitorial Workers	300	18.96	\$18.84	\$39,183	8.22	\$10.89	\$13.20	\$16.82	\$22.72	\$32.42	\$22,655	\$27,458	\$34,989	\$47,261	\$67,426
37-1012	First-Line Supervisors of Landscaping, Lawn Service, and Groundskeeping Workers	110	18.93	\$24.82	\$51,622	9.42	\$15.73	\$17.50	\$22.04	\$32.39	\$37.36	\$32,709	\$36,404	\$45,847	\$67,375	\$77,708
37-2011	Janitors and Cleaners, Except Maids and Housekeeping Cleaners	3,650	3.65	\$12.92	\$26,877	6.67	\$8.15	\$9.25	\$11.29	\$14.20	\$23.48	\$16,953	\$19,246	\$23,476	\$29,535	\$48,832
37-2012	Maids and Housekeeping Cleaners	1,530	19.20	\$9.71	\$20,202	2.78	\$7.79	\$8.33	\$9.25	\$10.78	\$12.17	\$16,195	\$17,335	\$19,236	\$22,428	\$25,314
37-2021	Pest Control Workers	50	17.22	\$23.49	\$48,858	5.70	\$10.27	\$16.26	\$24.20	\$31.89	\$34.36	\$21,360	\$33,822	\$50,329	\$66,340	\$71,464
37-3011	Landscaping and Groundskeeping Workers	1,770	9.21	\$12.77	\$26,556	2.92	\$9.52	\$10.27	\$11.53	\$14.49	\$18.23	\$19,806	\$21,365	\$23,974	\$30,143	\$37,919
39-0000	Personal Care and Service Occupations	6,020	6.54	\$11.76	\$24,459	2.28	\$7.86	\$8.54	\$10.07	\$13.42	\$17.89	\$16,340	\$17,771	\$20,941	\$27,905	\$37,220
39-1011	Gaming Supervisors	30	42.41	\$23.74	\$49,377	5.44	\$16.59	\$19.47	\$22.66	\$28.73	\$33.05	\$34,502	\$40,497	\$47,128	\$59,757	\$68,742
39-1012	Slot Supervisors	10	43.58	\$15.72	\$32,699	12.12	\$10.10	\$11.09	\$13.28	\$17.70	\$27.84	\$21,018	\$23,065	\$27,619	\$36,819	\$57,916
39-1021	First-Line Supervisors of Personal Service Workers	230	15.05	\$16.51	\$34,337	4.07	\$9.96	\$11.62	\$15.36	\$20.16	\$24.41	\$20,723	\$24,161	\$31,950	\$41,941	\$50,779
39-2011	Animal Trainers	20	24.89	\$10.76	\$22,390	6.16	\$8.83	\$9.68	\$10.47	\$11.27	\$13.74	\$18,366	\$20,128	\$21,781	\$23,435	\$28,574
39-2021	Nonfarm Animal Caretakers	420	15.18	\$10.00	\$20,810	3.23	\$7.80	\$8.37	\$9.33	\$10.94	\$13.23	\$16,223	\$17,411	\$19,408	\$22,753	\$27,517
39-3011	Gaming Dealers	220	23.61	\$9.06	\$18,850	3.47	\$7.63	\$7.98	\$8.57	\$9.15	\$11.08	\$15,875	\$16,603	\$17,816	\$19,029	\$23,056
39-3031	Ushers, Lobby Attendants, and Ticket Takers	80	45.51	\$10.01	\$20,814	2.77	\$7.98	\$8.86	\$10.07	\$11.07	\$11.67	\$16,607	\$18,436	\$20,955	\$23,028	\$24,278
39-3091	Amusement and Recreation Attendants	470	24.18	\$9.26	\$19,263	3.46	\$7.64	\$8.03	\$8.68	\$9.37	\$12.61	\$15,881	\$16,696	\$18,053	\$19,488	\$26,233
39-3093	Locker Room, Coatroom, and Dressing Room Attendants			\$8.58	\$17,841	4.61	\$7.57	\$7.88	\$8.41	\$8.93	\$9.24	\$15,745	\$16,397	\$17,483	\$18,569	\$19,221
39-4011	Embalmers			\$16.83	\$34,996	18.79	\$10.57	\$12.13	\$14.12	\$23.05	\$26.81	\$21,986	\$25,227	\$29,377	\$47,950	\$55,767
39-5012	Hairdressers, Hairstylists, and Cosmetologists	850	11.57	\$12.33	\$25,643	5.52	\$7.96	\$8.79	\$11.56	\$14.19	\$17.96	\$16,556	\$18,288	\$24,052	\$29,519	\$37,362
39-5092	Manicurists and Pedicurists	20	45.44	\$9.22	\$19,180	12.42	\$7.63	\$7.97	\$8.53	\$9.09	\$10.28	\$15,867	\$16,569	\$17,737	\$18,906	\$21,380
39-5094	Skincare Specialists	20	47.62	\$14.54	\$30,247	10.51	\$8.12	\$9.09	\$10.79	\$17.67	\$27.36	\$16,896	\$18,913	\$22,448	\$36,756	\$56,912
39-6011	Baggage Porters and Bellhops	140	32.04	\$9.54	\$19,838	2.31	\$7.74	\$8.24	\$9.08	\$10.60	\$11.99	\$16,098	\$17,145	\$18,891	\$22,054	\$24,945
39-7011	Tour Guides and Escorts	40	10.58	\$10.42	\$21,675	7.58	\$7.63	\$8.03	\$8.70	\$13.18	\$15.26	\$15,871	\$16,704	\$18,092	\$27,417	\$31,732
39-9011	Childcare Workers	920	29.91	\$10.40	\$21,636	8.40	\$7.81	\$8.40	\$9.41	\$12.74	\$14.08	\$16,255	\$17,476	\$19,568	\$26,489	\$29,293
39-9021	Personal Care Aides	1,260	11.71	\$9.80	\$20,380	3.12	\$7.78	\$8.40	\$9.45	\$10.98	\$12.74	\$16,189	\$17,463	\$19,664	\$22,830	\$26,490
39-9031	Fitness Trainers and Aerobics Instructors	590	11.09	\$14.93	\$31,046	6.03	\$8.01	\$8.91	\$13.68	\$18.50	\$25.32	\$16,651	\$18,524	\$28,445	\$38,478	\$52,658
39-9032	Recreation Workers	280	15.04	\$15.58	\$32,413	3.62	\$9.35	\$10.63	\$14.61	\$19.57	\$23.57	\$19,450	\$22,117	\$30,391	\$40,708	\$49,028
39-9041	Residential Advisors	30	14.35	\$15.11	\$31,426	4.06	\$9.69	\$11.42	\$14.61	\$17.16	\$24.41	\$20,151	\$23,759	\$30,384	\$35,695	\$50,775
39-9099	Personal Care and Service Workers, All Other			\$12.36	\$25,710	4.20	\$9.49	\$10.35	\$11.84	\$13.96	\$16.78	\$19,734	\$21,521	\$24,635	\$29,039	\$34,896
41-0000	Sales and Related Occupations	24,550	3.35	\$16.51	\$34,345	2.69	\$8.06	\$8.93	\$11.39	\$18.75	\$31.98	\$16,755	\$18,568	\$23,701	\$39,002	\$66,517
41-1011	First-Line Supervisors of Retail Sales Workers	1,920	6.43	\$18.08	\$37,609	3.71	\$10.27	\$12.51	\$16.22	\$20.78	\$26.41	\$21,360	\$26,027	\$33,738	\$43,220	\$54,933
41-1012	First-Line Supervisors of Non-Retail Sales Workers	300	12.33	\$33.47	\$69,616	3.55	\$19.19	\$24.96	\$31.72	\$41.00	\$50.75	\$39,919	\$51,925	\$65,968	\$85,271	\$105,560
41-2011	Cashiers	5,370	7.20	\$9.52	\$19,803	1.56	\$7.74	\$8.18	\$8.93	\$10.34	\$12.16	\$16,094	\$17,020	\$18,564	\$21,501	\$25,289
41-2012	Gaming Change Persons and Booth Cashiers			\$16.47	\$34,257	8.11	\$11.75	\$13.64	\$16.67	\$19.12	\$21.79	\$24,436	\$28,363	\$34,668	\$39,780	\$45,326
41-2021	Counter and Rental Clerks	1,200	16.87	\$11.67	\$24,275	4.35	\$8.02	\$8.74	\$9.99	\$12.34	\$20.01	\$16,684	\$18,188	\$20,775	\$25,661	\$41,630
41-2022	Parts Salespersons	350	15.72	\$14.07	\$29,261	6.22	\$8.31	\$9.47	\$13.16	\$16.94	\$22.57	\$17,279	\$19,708	\$27,368	\$35,230	\$46,948
41-2031	Retail Salespersons	8,680	5.66	\$12.73	\$26,481	3.34	\$7.98	\$8.71	\$10.26	\$13.63	\$20.41	\$16,593	\$18,110	\$21,340	\$28,358	\$42,451

Occupational Code	Occupational Title	Employment Estimate	Employment Percentage Relative Standard Error	Average Hourly Wage	Average Annual Wage	Wage Percentage Relative Standard Error	10th Percentile (Hourly)	25th Percentile (Hourly)	50th Percentile (Hourly)	75th Percentile (Hourly)	90th Percentile (Hourly)	10th Percentile (Annual)	25th Percentile (Annual)	50th Percentile (Annual)	75th Percentile (Annual)	90th Percentile (Annual)
41-3011	Advertising Sales Agents	220	38.91	\$30.31	\$63,040	8.32	\$14.63	\$21.85	\$27.00	\$40.89	\$51.81	\$30,441	\$45,447	\$56,154	\$85,050	\$107,756
41-3021	Insurance Sales Agents	600	20.00	\$22.58	\$46,975	7.79	\$12.53	\$14.57	\$17.68	\$25.81	\$32.56	\$26,061	\$30,296	\$36,779	\$53,682	\$67,734
41-3031	Securities, Commodities, and Financial Services Sales Agents	380	18.06	\$34.61	\$71,992	14.82	\$12.77	\$15.39	\$23.59	\$35.65	\$80.17	\$26,570	\$32,003	\$49,062	\$74,155	\$166,762
41-3041	Travel Agents	190	10.08	\$14.62	\$30,415	5.67	\$9.22	\$10.50	\$12.37	\$16.39	\$25.97	\$19,187	\$21,835	\$25,720	\$34,081	\$54,022
41-3099	Sales Representatives, Services, All Other	1,090	10.51	\$31.66	\$65,843	3.78	\$13.19	\$19.29	\$27.24	\$42.85	\$55.53	\$27,426	\$40,125	\$56,650	\$89,129	\$115,509
41-4011	Sales Representatives, Wholesale and Manufacturing, Technical and Scientific Products	460	12.09	\$35.20	\$73,220	4.60	\$19.78	\$25.01	\$31.72	\$41.77	\$56.11	\$41,138	\$52,014	\$65,977	\$86,888	\$116,700
41-4012	Sales Representatives, Wholesale and Manufacturing, Except Technical and Scientific Products	1,960	7.33	\$28.07	\$58,375	4.44	\$11.88	\$16.00	\$22.62	\$34.57	\$48.42	\$24,705	\$33,279	\$47,052	\$71,908	\$100,703
41-9011	Demonstrators and Product Promoters	70	45.71	\$11.43	\$23,769	2.20	\$9.92	\$10.41	\$11.23	\$12.16	\$13.93	\$20,632	\$21,652	\$23,352	\$25,288	\$28,972
41-9021	Real Estate Brokers	170	24.88	\$24.31	\$50,557	18.72	\$13.57	\$16.23	\$20.02	\$22.53	\$28.18	\$28,231	\$33,755	\$41,632	\$46,864	\$58,615
41-9022	Real Estate Sales Agents	350	15.52	\$29.55	\$61,468	13.24	\$8.76	\$16.31	\$28.86	\$43.74	\$52.96	\$18,213	\$33,930	\$60,025	\$90,973	\$110,154
41-9031	Sales Engineers	130	42.54	\$46.03	\$95,735	3.73	\$31.47	\$37.18	\$45.04	\$54.85	\$63.68	\$65,457	\$77,326	\$93,683	\$114,092	\$132,460
41-9041	Telemarketers	520	8.19	\$11.19	\$23,271	5.42	\$7.86	\$8.34	\$9.14	\$14.43	\$17.30	\$16,354	\$17,348	\$19,004	\$30,016	\$35,990
41-9799	Sales and Related Workers, All Other*	430	16.89	\$19.57	\$40,715	5.98	\$9.32	\$11.10	\$16.72	\$26.59	\$35.53	\$19,388	\$23,081	\$34,781	\$55,309	\$73,894
43-0000	Office and Administrative Support Occupations	41,110	2.63	\$15.87	\$33,003	1.50	\$9.54	\$11.80	\$14.75	\$18.61	\$23.68	\$19,834	\$24,550	\$30,683	\$38,710	\$49,251
43-1011	First-Line Supervisors of Office and Administrative Support Workers	1,980	4.98	\$24.63	\$51,228	1.89	\$14.12	\$18.36	\$22.74	\$30.49	\$36.95	\$29,379	\$38,180	\$47,309	\$63,423	\$76,858
43-2011	Switchboard Operators, Including Answering Service	240	29.86	\$12.63	\$26,270	4.45	\$9.82	\$10.44	\$11.49	\$13.91	\$17.37	\$20,418	\$21,725	\$23,904	\$28,927	\$36,121
43-3011	Bill and Account Collectors	890	9.52	\$14.88	\$30,955	4.54	\$10.32	\$11.65	\$14.37	\$17.39	\$20.25	\$21,474	\$24,228	\$29,881	\$36,179	\$42,124
43-3021	Billing and Posting Clerks	560	7.20	\$16.15	\$33,582	3.00	\$12.21	\$13.57	\$15.76	\$18.00	\$21.50	\$25,401	\$28,234	\$32,775	\$37,447	\$44,715
43-3031	Bookkeeping, Accounting, and Auditing Clerks	3,040	6.14	\$16.12	\$33,528	1.49	\$10.64	\$12.82	\$15.29	\$18.28	\$23.20	\$22,126	\$26,671	\$31,798	\$38,027	\$48,265
43-3041	Gaming Cage Workers	80	42.60	\$12.97	\$26,980	4.97	\$9.92	\$10.74	\$12.26	\$14.43	\$17.84	\$20,624	\$22,337	\$25,506	\$30,021	\$37,117
43-3051	Payroll and Timekeeping Clerks	360	12.59	\$17.34	\$36,063	2.55	\$12.61	\$14.16	\$17.12	\$20.45	\$22.83	\$26,234	\$29,463	\$35,607	\$42,543	\$47,485
43-3061	Procurement Clerks	120	6.05	\$20.12	\$41,854	2.21	\$16.05	\$17.33	\$19.57	\$22.39	\$26.04	\$33,394	\$36,048	\$40,713	\$46,562	\$54,159
43-3071	Tellers	950	11.67	\$13.03	\$27,103	2.33	\$9.93	\$10.94	\$12.63	\$14.26	\$17.35	\$20,651	\$22,747	\$26,279	\$29,669	\$36,078
43-4031	Court, Municipal, and License Clerks	350	1.22	\$17.64	\$36,688	1.52	\$13.09	\$13.69	\$16.48	\$20.22	\$23.61	\$27,235	\$28,485	\$34,271	\$42,067	\$49,108
43-4041	Credit Authorizers, Checkers, and Clerks			\$13.51	\$28,093	3.38	\$11.95	\$12.46	\$13.29	\$14.12	\$14.62	\$24,865	\$25,913	\$27,644	\$29,375	\$30,414
43-4051	Customer Service Representatives	6,610	8.29	\$14.99	\$31,172	2.20	\$9.42	\$12.01	\$14.35	\$17.49	\$21.19	\$19,603	\$24,984	\$29,840	\$36,386	\$44,085
43-4071	File Clerks	300	11.85	\$13.78	\$28,656	2.92	\$9.12	\$10.99	\$13.61	\$16.34	\$18.32	\$18,968	\$22,851	\$28,300	\$33,985	\$38,105
43-4081	Hotel, Motel, and Resort Desk Clerks	460	17.38	\$10.84	\$22,539	3.49	\$7.99	\$8.83	\$10.31	\$11.61	\$14.99	\$16,612	\$18,373	\$21,435	\$24,154	\$31,173
43-4111	Interviewers, Except Eligibility and Loan	550	8.04	\$12.19	\$25,359	9.15	\$7.89	\$8.68	\$11.97	\$14.29	\$17.73	\$16,408	\$18,053	\$24,887	\$29,718	\$36,871
43-4131	Loan Interviewers and Clerks	250	26.67	\$18.62	\$38,727	2.83	\$13.02	\$15.77	\$18.15	\$22.12	\$25.77	\$27,084	\$32,794	\$37,749	\$46,014	\$53,599
43-4141	New Accounts Clerks	160	26.52	\$16.02	\$33,318	2.62	\$12.44	\$13.43	\$15.28	\$18.55	\$21.24	\$25,873	\$27,941	\$31,779	\$38,578	\$44,181
43-4151	Order Clerks			\$15.18	\$31,572	4.10	\$11.94	\$13.01	\$14.84	\$17.08	\$18.44	\$24,836	\$27,070	\$30,857	\$35,517	\$38,350
43-4161	Human Resources Assistants, Except Payroll and Timekeeping	310	10.51	\$18.65	\$38,794	1.50	\$13.26	\$15.57	\$18.46	\$21.26	\$24.34	\$27,584	\$32,381	\$38,403	\$44,213	\$50,630
43-4171	Receptionists and Information Clerks	2,340	7.63	\$12.63	\$26,268	1.93	\$8.80	\$10.19	\$12.07	\$14.45	\$17.52	\$18,304	\$21,202	\$25,105	\$30,054	\$36,449
43-4181	Reservation and Transportation Ticket Agents and Travel Clerks	190	18.66	\$13.24	\$27,543	3.29	\$9.79	\$10.64	\$12.16	\$14.63	\$20.04	\$20,366	\$22,134	\$25,292	\$30,432	\$41,682
43-4199	Information and Record Clerks, All Other	930	8.02	\$17.39	\$36,172	3.19	\$11.13	\$13.74	\$17.34	\$20.51	\$23.62	\$23,155	\$28,569	\$36,076	\$42,667	\$49,137
43-5011	Cargo and Freight Agents	20	22.90	\$13.03	\$27,102	14.53	\$8.25	\$9.31	\$12.06	\$14.39	\$23.62	\$17,167	\$19,362	\$25,088	\$29,928	\$49,132
43-5021	Couriers and Messengers	200	22.14	\$13.05	\$27,140	3.54	\$9.30	\$10.75	\$12.74	\$15.31	\$17.61	\$19,346	\$22,369	\$26,503	\$31,841	\$36,625
43-5032	Dispatchers, Except Police, Fire, and Ambulance	260	9.41	\$17.49	\$36,370	2.90	\$10.97	\$14.29	\$17.45	\$20.81	\$23.41	\$22,820	\$29,730	\$36,306	\$43,294	\$48,685
43-5041	Meter Readers, Utilities			\$21.32	\$44,355	1.80	\$15.68	\$17.18	\$20.20	\$24.71	\$29.74	\$32,615	\$35,729	\$42,013	\$51,390	\$61,863
43-5051	Postal Service Clerks	130	0.01	\$25.44	\$52,909	3.98	\$23.87	\$25.52	\$25.53	\$25.53	\$26.55	\$49,645	\$53,086	\$53,094	\$53,102	\$55,227
43-5052	Postal Service Mail Carriers	630	0.00	\$25.20	\$52,414		\$19.46	\$24.67	\$26.69	\$26.70	\$27.27	\$40,471	\$51,321	\$55,518	\$55,531	\$56,728
43-5053	Postal Service Mail Sorters, Processors, and Processing Machine Operators	310	0.00	\$24.75	\$51,479	4.41	\$23.22	\$25.00	\$25.52	\$25.53	\$25.53	\$48,294	\$52,007	\$53,086	\$53,096	\$53,101
43-5061	Production, Planning, and Expediting Clerks	380	12.66	\$20.64	\$42,939	2.48	\$11.69	\$16.03	\$20.57	\$25.53	\$28.96	\$24,324	\$33,345	\$42,777	\$53,098	\$60,237
43-5071	Shipping, Receiving, and Traffic Clerks	780	6.92	\$14.51	\$30,182	2.07	\$9.39	\$11.21	\$13.98	\$17.42	\$20.97	\$19,540	\$23,309	\$29,070	\$36,227	\$43,623
43-5081	Stock Clerks and Order Fillers	3,370	5.40	\$12.47	\$25,930	2.13	\$8.24	\$9.51	\$11.63	\$14.78	\$17.92	\$17,140	\$19,779	\$24,188	\$30,741	\$37,275

Occupational Code	Occupational Title	Employment Estimate	Employment Percentage Relative Standard Error	Average Hourly Wage	Average Annual Wage	Wage Percentage Relative Standard Error	10th Percentile (Hourly)	25th Percentile (Hourly)	50th Percentile (Hourly)	75th Percentile (Hourly)	90th Percentile (Hourly)	10th Percentile (Annual)	25th Percentile (Annual)	50th Percentile (Annual)	75th Percentile (Annual)	90th Percentile (Annual)
43-5111	Weighers, Measurers, Checkers, and Samplers, Recordkeeping	40	11.96	\$14.06	\$29,243	5.04	\$10.05	\$11.14	\$13.35	\$16.04	\$18.66	\$20,898	\$23,172	\$27,774	\$33,362	\$38,812
43-6011	Executive Secretaries and Executive Administrative Assistants	1,510	7.03	\$22.10	\$45,963	2.84	\$13.23	\$16.40	\$20.34	\$26.35	\$34.19	\$27,527	\$34,104	\$42,306	\$54,806	\$71,108
43-6012	Legal Secretaries			\$19.22	\$39,975	7.04	\$15.48	\$16.69	\$19.11	\$21.63	\$23.20	\$32,192	\$34,712	\$39,748	\$44,988	\$48,254
43-6013	Medical Secretaries	790	13.17	\$15.55	\$32,336	3.27	\$11.04	\$12.73	\$14.93	\$17.73	\$21.26	\$22,958	\$26,475	\$31,046	\$36,878	\$44,214
43-6014	Secretaries and Administrative Assistants, Except Legal, Medical, and Executive	6,770	3.41	\$15.49	\$32,218	1.50	\$9.64	\$12.17	\$15.06	\$18.36	\$22.15	\$20,045	\$25,314	\$31,330	\$38,193	\$46,066
43-9011	Computer Operators	70	14.67	\$20.46	\$42,552	2.48	\$15.07	\$17.67	\$20.83	\$23.36	\$26.51	\$31,335	\$36,763	\$43,324	\$48,595	\$55,148
43-9021	Data Entry Keyers	260	13.10	\$15.29	\$31,795	4.16	\$9.35	\$12.65	\$15.53	\$18.07	\$21.03	\$19,449	\$26,310	\$32,294	\$37,585	\$43,738
43-9022	Word Processors and Typists	90	4.34	\$17.72	\$36,866	3.31	\$13.46	\$15.25	\$17.91	\$20.13	\$21.81	\$27,987	\$31,727	\$37,247	\$41,872	\$45,373
43-9031	Desktop Publishers	20	30.65	\$16.47	\$34,267	12.03	\$9.72	\$11.00	\$15.83	\$21.69	\$24.89	\$20,222	\$22,873	\$32,935	\$45,119	\$51,770
43-9041	Insurance Claims and Policy Processing Clerks			\$18.11	\$37,670	2.61	\$14.08	\$15.89	\$17.66	\$19.77	\$22.23	\$29,281	\$33,043	\$36,729	\$41,122	\$46,229
43-9051	Mail Clerks and Mail Machine Operators, Except Postal Service	180	24.89	\$12.59	\$26,177	6.63	\$8.08	\$8.98	\$12.34	\$15.69	\$18.04	\$16,809	\$18,680	\$25,673	\$32,645	\$37,519
43-9061	Office Clerks, General	2,680	6.70	\$13.59	\$28,259	1.73	\$8.60	\$10.30	\$13.20	\$16.09	\$18.76	\$17,893	\$21,430	\$27,460	\$33,467	\$39,023
43-9071	Office Machine Operators, Except Computer	90	29.41	\$12.65	\$26,308	2.95	\$9.60	\$10.26	\$11.35	\$13.62	\$18.24	\$19,965	\$21,344	\$23,608	\$28,334	\$37,931
43-9081	Proofreaders and Copy Markers	10	18.96	\$16.55	\$34,423	2.72	\$12.61	\$13.90	\$16.36	\$18.97	\$21.59	\$26,231	\$28,907	\$34,028	\$39,467	\$44,907
43-9799	Office and Administrative Support Workers, All Other*	190	10.71	\$20.06	\$41,721	6.89	\$10.18	\$13.91	\$18.65	\$22.38	\$27.16	\$21,166	\$28,930	\$38,784	\$46,559	\$56,495
45-0000	Farming, Fishing, and Forestry Occupations	110	30.96	\$13.61	\$28,304	3.12	\$9.44	\$10.42	\$12.07	\$16.16	\$19.68	\$19,628	\$21,675	\$25,099	\$33,603	\$40,936
45-2092	Farmworkers and Laborers, Crop, Nursery, and Greenhouse	70	43.90	\$11.91	\$24,780	3.96	\$8.92	\$10.03	\$11.22	\$13.51	\$16.67	\$18,555	\$20,868	\$23,342	\$28,098	\$34,664
45-2093	Farmworkers, Farm, Ranch, and Aquacultural Animals	10	46.35	\$14.62	\$30,409	10.96	\$10.40	\$11.73	\$13.35	\$15.54	\$22.50	\$21,631	\$24,389	\$27,765	\$32,320	\$46,790
47-0000	Construction and Extraction Occupations	9,210	4.07	\$20.57	\$42,783	1.83	\$11.85	\$15.06	\$19.10	\$25.10	\$32.22	\$24,651	\$31,327	\$39,737	\$52,213	\$67,022
47-1011	First-Line Supervisors of Construction Trades and Extraction Workers	1,020	14.89	\$29.83	\$62,055	3.84	\$16.44	\$23.68	\$28.11	\$35.76	\$44.49	\$34,196	\$49,257	\$58,467	\$74,385	\$92,544
47-2021	Brickmasons and Blockmasons	50	44.41	\$19.26	\$40,069	7.61	\$14.02	\$16.12	\$18.84	\$21.71	\$23.44	\$29,155	\$33,538	\$39,183	\$45,165	\$48,760
47-2031	Carpenters	1,150	13.04	\$18.63	\$38,757	5.98	\$9.95	\$13.62	\$17.65	\$22.29	\$28.48	\$20,687	\$28,332	\$36,721	\$46,356	\$59,246
47-2044	Tile and Marble Setters	60	46.66	\$14.24	\$29,610	15.90	\$10.07	\$10.88	\$12.97	\$16.58	\$18.39	\$20,947	\$22,627	\$26,981	\$34,492	\$38,260
47-2051	Cement Masons and Concrete Finishers	430	34.93	\$16.43	\$34,165	2.99	\$11.87	\$13.62	\$16.35	\$18.95	\$21.92	\$24,680	\$28,328	\$34,005	\$39,410	\$45,598
47-2061	Construction Laborers	1,070	16.85	\$14.75	\$30,686	3.16	\$8.58	\$11.86	\$14.29	\$17.31	\$21.00	\$17,851	\$24,669	\$29,727	\$35,995	\$43,690
47-2071	Paving, Surfacing, and Tamping Equipment Operators	140	10.05	\$19.44	\$40,432	3.13	\$15.03	\$17.71	\$20.15	\$21.90	\$22.95	\$31,253	\$36,840	\$41,915	\$45,546	\$47,731
47-2073	Operating Engineers and Other Construction Equipment Operators	620	10.21	\$21.17	\$44,023	2.84	\$15.78	\$17.88	\$20.68	\$23.36	\$28.61	\$32,824	\$37,183	\$43,018	\$48,597	\$59,516
47-2081	Drywall and Ceiling Tile Installers	230	42.46	\$15.38	\$31,987	8.71	\$8.50	\$10.52	\$16.22	\$19.15	\$21.61	\$17,672	\$21,884	\$33,741	\$39,826	\$44,954
47-2082	Tapers			\$21.38	\$44,460	8.75	\$13.99	\$16.30	\$19.48	\$25.89	\$33.07	\$29,093	\$33,907	\$40,515	\$53,843	\$68,784
47-2111	Electricians	1,230	11.48	\$23.70	\$49,286	5.31	\$15.44	\$17.72	\$22.43	\$29.84	\$34.15	\$32,121	\$36,868	\$46,660	\$62,077	\$71,027
47-2121	Glaziers	150	27.06	\$20.05	\$41,700	7.62	\$13.32	\$16.10	\$19.14	\$24.62	\$27.98	\$27,703	\$33,490	\$39,812	\$51,215	\$58,188
47-2132	Insulation Workers, Mechanical			\$18.92	\$39,354	2.46	\$13.23	\$15.39	\$18.43	\$21.83	\$25.63	\$27,521	\$32,005	\$38,343	\$45,409	\$53,312
47-2141	Painters, Construction and Maintenance	240	24.00	\$16.46	\$34,232	2.57	\$11.81	\$13.76	\$16.54	\$19.27	\$21.63	\$24,565	\$28,621	\$34,407	\$40,087	\$45,000
47-2151	Pipelayers	20	49.54	\$20.68	\$43,004	10.04	\$13.84	\$15.75	\$18.21	\$25.95	\$31.34	\$28,791	\$32,763	\$37,882	\$53,982	\$65,179
47-2152	Plumbers, Pipefitters, and Steamfitters	740	17.42	\$23.08	\$47,996	2.72	\$15.49	\$19.37	\$23.46	\$27.17	\$29.81	\$32,227	\$40,299	\$48,793	\$56,513	\$62,003
47-2181	Roofers	380	13.85	\$16.72	\$34,779	8.11	\$11.08	\$13.59	\$17.51	\$20.19	\$21.78	\$23,045	\$28,268	\$36,413	\$42,005	\$45,308
47-2211	Sheet Metal Workers	210	25.27	\$26.05	\$54,190	6.85	\$15.17	\$19.52	\$29.15	\$33.30	\$35.59	\$31,559	\$40,604	\$60,627	\$69,267	\$74,022
47-2221	Structural Iron and Steel Workers	40	35.20	\$20.85	\$43,364	7.95	\$13.40	\$18.19	\$20.85	\$24.10	\$28.32	\$27,865	\$37,835	\$43,375	\$50,123	\$58,916
47-3012	Helpers—Carpenters	20	41.21	\$14.74	\$30,662	9.29	\$8.26	\$14.93	\$16.17	\$17.40	\$18.14	\$17,186	\$31,062	\$33,628	\$36,193	\$37,732
47-3013	Helpers—Electricians			\$16.62	\$34,567	5.11	\$15.00	\$15.61	\$16.61	\$17.61	\$18.22	\$31,208	\$32,461	\$34,548	\$36,635	\$37,888
47-3014	Helpers—Painters, Paperhangers, Plasterers, and Stucco Masons			\$10.66	\$22,170	3.00	\$8.25	\$9.41	\$10.61	\$11.77	\$13.61	\$17,167	\$19,583	\$22,069	\$24,475	\$28,318
47-3015	Helpers—Pipefitters, Plumbers, Pipefitters, and Steamfitters			\$13.65	\$28,398	7.50	\$8.28	\$10.16	\$14.61	\$16.84	\$18.07	\$17,225	\$21,138	\$30,392	\$35,027	\$37,586
47-4011	Construction and Building Inspectors	240	22.71	\$28.23	\$58,723	2.60	\$19.27	\$23.13	\$28.04	\$33.39	\$37.42	\$40,082	\$48,104	\$58,331	\$69,445	\$77,839
47-4041	Hazardous Materials Removal Workers			\$18.17	\$37,803	2.76	\$13.53	\$15.80	\$18.27	\$20.70	\$22.52	\$28,152	\$32,865	\$38,008	\$43,049	\$46,843
47-4051	Highway Maintenance Workers	220	6.47	\$17.60	\$36,605	1.60	\$12.93	\$15.15	\$17.85	\$20.37	\$22.73	\$26,904	\$31,514	\$37,125	\$42,374	\$47,273

Occupational Code	Occupational Title	Employment Estimate	Employment Percentage Relative Standard Error	Average Hourly Wage	Average Annual Wage	Wage Percentage Relative Standard Error	10th Percentile (Hourly)	25th Percentile (Hourly)	50th Percentile (Hourly)	75th Percentile (Hourly)	90th Percentile (Hourly)	10th Percentile (Annual)	25th Percentile (Annual)	50th Percentile (Annual)	75th Percentile (Annual)	90th Percentile (Annual)
47-4071	Septic Tank Servicers and Sewer Pipe Cleaners			\$13.94	\$28,995	13.48	\$9.86	\$10.67	\$12.74	\$17.16	\$20.58	\$20,514	\$22,196	\$26,504	\$35,697	\$42,800
47-4799	Construction and Related Workers, All Other*			\$14.23	\$29,593	9.16	\$11.57	\$12.21	\$13.31	\$14.41	\$19.44	\$24,059	\$25,400	\$27,684	\$29,969	\$40,433
49-0000	Installation, Maintenance, and Repair Occupations	8,750	3.62	\$20.88	\$43,427	1.76	\$11.24	\$14.67	\$19.95	\$25.72	\$32.43	\$23,382	\$30,504	\$41,491	\$53,489	\$67,457
49-1011	First-Line Supervisors of Mechanics, Installers, and Repairers	640	8.77	\$30.75	\$63,954	4.91	\$17.75	\$22.54	\$29.54	\$35.80	\$44.75	\$36,910	\$46,892	\$61,433	\$74,464	\$93,075
49-2011	Computer, Automated Teller, and Office Machine Repairers	170	31.87	\$17.54	\$36,489	6.15	\$11.77	\$13.26	\$15.90	\$19.98	\$27.70	\$24,479	\$27,577	\$33,069	\$41,555	\$57,606
49-2021	Radio, Cellular, and Tower Equipment Installers and Repairs			\$23.46	\$48,789	7.56	\$10.84	\$20.02	\$23.51	\$28.12	\$33.44	\$22,553	\$41,638	\$48,894	\$58,480	\$69,562
49-2022	Telecommunications Equipment Installers and Repairers, Except Line Installers	270	21.68	\$25.15	\$52,319	6.27	\$13.44	\$18.08	\$26.60	\$31.55	\$34.90	\$27,962	\$37,605	\$55,324	\$65,622	\$72,595
49-2091	Avionics Technicians			\$20.11	\$41,839	6.56	\$15.50	\$16.86	\$19.79	\$22.82	\$26.03	\$32,235	\$35,076	\$41,162	\$47,455	\$54,136
49-2094	Electrical and Electronics Repairers, Commercial and Industrial Equipment	140	5.53	\$27.73	\$57,680	3.85	\$21.38	\$23.53	\$26.92	\$32.40	\$35.49	\$44,480	\$48,937	\$55,988	\$67,394	\$73,826
49-2096	Electronic Equipment Installers and Repairers, Motor Vehicles	20	32.42	\$18.12	\$37,688	6.38	\$13.32	\$16.05	\$18.76	\$20.98	\$22.37	\$27,709	\$33,379	\$39,027	\$43,645	\$46,539
49-2097	Electronic Home Entertainment Equipment Installers and Repairers	80	16.16	\$15.66	\$32,566	4.08	\$10.38	\$12.46	\$15.25	\$18.64	\$21.92	\$21,586	\$25,918	\$31,729	\$38,777	\$45,586
49-2098	Security and Fire Alarm Systems Installers	40	48.28	\$24.73	\$51,428	7.64	\$18.17	\$21.40	\$25.28	\$28.54	\$32.83	\$37,790	\$44,516	\$52,579	\$59,366	\$68,295
49-3011	Aircraft Mechanics and Service Technicians	190	13.70	\$26.39	\$54,900	2.18	\$21.08	\$23.76	\$25.76	\$28.73	\$32.66	\$43,845	\$49,430	\$53,580	\$59,765	\$67,929
49-3021	Automotive Body and Related Repairers	210	28.23	\$27.50	\$57,190	7.20	\$19.38	\$21.08	\$24.93	\$32.53	\$42.39	\$40,312	\$43,839	\$51,853	\$67,661	\$88,165
49-3023	Automotive Service Technicians and Mechanics	1,600	10.71	\$22.11	\$45,996	3.51	\$11.82	\$16.47	\$20.92	\$27.10	\$33.66	\$24,577	\$34,267	\$43,511	\$56,378	\$70,014
49-3031	Bus and Truck Mechanics and Diesel Engine Specialists	350	28.09	\$20.41	\$42,458	1.89	\$15.19	\$18.39	\$20.70	\$22.73	\$26.05	\$31,598	\$38,257	\$43,052	\$47,275	\$54,183
49-3042	Mobile Heavy Equipment Mechanics, Except Engines	300	11.92	\$23.96	\$49,827	2.29	\$17.09	\$19.81	\$23.02	\$28.32	\$33.14	\$35,544	\$41,206	\$47,884	\$58,903	\$68,925
49-3052	Motorcycle Mechanics	30	43.74	\$10.60	\$22,051	7.54	\$8.39	\$9.42	\$10.29	\$11.17	\$13.34	\$17,457	\$19,596	\$21,407	\$23,233	\$27,757
49-3053	Outdoor Power Equipment and Other Small Engine Mechanics	20	35.49	\$15.66	\$32,564	8.61	\$12.06	\$12.85	\$14.17	\$17.09	\$24.11	\$25,079	\$26,723	\$29,464	\$35,543	\$50,146
49-3093	Tire Repairers and Changers	280	34.60	\$11.24	\$23,374	6.78	\$8.05	\$9.09	\$11.42	\$13.17	\$14.24	\$16,749	\$18,908	\$23,762	\$27,400	\$29,615
49-9012	Control and Valve Installers and Repairers, Except Mechanical Door	50	35.48	\$23.95	\$49,824	5.86	\$15.78	\$19.13	\$22.45	\$30.50	\$34.29	\$32,830	\$39,784	\$46,687	\$63,437	\$71,327
49-9021	Heating, Air Conditioning, and Refrigeration Mechanics and Installers	350	22.79	\$23.80	\$49,500	3.77	\$16.51	\$19.55	\$22.42	\$28.17	\$33.75	\$34,347	\$40,662	\$46,630	\$58,600	\$70,198
49-9041	Industrial Machinery Mechanics	410	24.79	\$20.96	\$43,595	4.17	\$13.55	\$15.98	\$20.41	\$25.13	\$28.96	\$28,184	\$33,244	\$42,460	\$52,267	\$60,230
49-9043	Maintenance Workers, Machinery	20	40.06	\$20.70	\$43,066	3.29	\$15.43	\$17.36	\$20.18	\$23.00	\$27.99	\$32,086	\$36,115	\$41,984	\$47,847	\$58,216
49-9051	Electrical Power-Line Installers and Repairers	130	0.28	\$25.36	\$52,758	5.55	\$13.50	\$20.22	\$26.30	\$32.26	\$35.05	\$28,088	\$42,053	\$54,711	\$67,110	\$72,896
49-9052	Telecommunications Line Installers and Repairers			\$19.17	\$39,883	7.10	\$12.37	\$13.63	\$16.34	\$22.75	\$31.93	\$25,730	\$28,351	\$33,989	\$47,329	\$66,411
49-9062	Medical Equipment Repairers	50	45.92	\$18.50	\$38,480	4.66	\$15.34	\$16.20	\$17.63	\$19.57	\$22.40	\$31,905	\$33,695	\$36,677	\$40,712	\$46,598
49-9069	Precision Instrument and Equipment Repairers, All Other	20	18.85	\$21.31	\$44,317	11.30	\$11.68	\$16.76	\$22.23	\$24.05	\$30.43	\$24,299	\$34,869	\$46,233	\$50,021	\$63,284
49-9071	Maintenance and Repair Workers, General	2,480	7.23	\$17.32	\$36,025	2.09	\$10.21	\$12.71	\$16.64	\$21.23	\$25.67	\$21,247	\$26,433	\$34,605	\$44,162	\$53,395
49-9091	Coin, Vending, and Amusement Machine Servicers and Repairers	140	29.72	\$15.76	\$32,789	4.68	\$10.67	\$12.72	\$15.85	\$18.23	\$21.22	\$22,193	\$26,459	\$32,963	\$37,917	\$44,133
49-9094	Locksmiths and Safe Repairers			\$19.65	\$40,881	3.34	\$14.14	\$16.96	\$19.80	\$22.25	\$25.77	\$29,406	\$35,278	\$41,188	\$46,279	\$53,608
49-9098	Helpers—Installation, Maintenance, and Repair Workers	50	21.70	\$13.80	\$28,696	4.45	\$9.89	\$10.73	\$12.15	\$15.37	\$21.60	\$20,579	\$22,328	\$25,266	\$31,959	\$44,929
49-9799	Installation, Maintenance, and Repair Workers, All Other*	310	27.28	\$16.31	\$33,916	7.64	\$10.37	\$11.61	\$15.78	\$20.63	\$23.53	\$21,571	\$24,144	\$32,825	\$42,920	\$48,935
51-0000	Production Occupations	9,230	4.97	\$16.13	\$33,555	2.29	\$8.81	\$10.65	\$14.25	\$19.09	\$26.56	\$18,331	\$22,148	\$29,639	\$39,713	\$55,235
51-1011	First-Line Supervisors of Production and Operating Workers	560	5.67	\$30.09	\$62,586	3.31	\$14.12	\$21.38	\$30.36	\$39.13	\$44.35	\$29,368	\$44,471	\$63,143	\$81,385	\$92,240
51-2022	Electrical and Electronic Equipment Assemblers	520	16.78	\$14.45	\$30,057	3.55	\$8.95	\$10.95	\$13.52	\$17.06	\$21.43	\$18,617	\$22,780	\$28,132	\$35,492	\$44,584
51-2041	Structural Metal Fabricators and Fitters	50	44.60	\$15.56	\$32,354	9.55	\$10.09	\$10.84	\$14.99	\$19.97	\$23.21	\$20,987	\$22,555	\$31,171	\$41,543	\$48,287

Occupational Code	Occupational Title	Employment Estimate	Employment Percentage Relative Standard Error	Average Hourly Wage	Average Annual Wage	Wage Percentage Relative Standard Error	10th Percentile (Hourly)	25th Percentile (Hourly)	50th Percentile (Hourly)	75th Percentile (Hourly)	90th Percentile (Hourly)	10th Percentile (Annual)	25th Percentile (Annual)	50th Percentile (Annual)	75th Percentile (Annual)	90th Percentile (Annual)
51-2092	Team Assemblers	560	15.86	\$12.63	\$26,270	5.99	\$8.16	\$9.25	\$10.81	\$13.86	\$20.18	\$16,983	\$19,238	\$22,477	\$28,826	\$41,974
51-2099	Assemblers and Fabricators, All Other	330	46.74	\$11.16	\$23,219	3.01	\$9.35	\$9.86	\$10.68	\$11.50	\$14.60	\$19,456	\$20,509	\$22,216	\$23,926	\$30,372
51-3011	Bakers	200	18.47	\$12.34	\$25,677	7.68	\$7.96	\$8.78	\$11.03	\$15.76	\$18.87	\$16,562	\$18,262	\$22,934	\$32,779	\$39,250
51-3021	Butchers and Meat Cutters	290	27.34	\$15.52	\$32,282	10.36	\$9.31	\$12.08	\$16.10	\$18.76	\$21.37	\$19,370	\$25,121	\$33,487	\$39,026	\$44,458
51-3092	Food Batchmakers	60	38.91	\$13.44	\$27,960	15.86	\$7.82	\$8.52	\$10.46	\$16.55	\$24.23	\$16,271	\$17,715	\$21,763	\$34,426	\$50,407
51-4011	Computer-Controlled Machine Tool Operators, Metal and Plastic	190	20.22	\$16.96	\$35,276	2.96	\$11.66	\$13.19	\$15.85	\$18.72	\$23.85	\$24,246	\$27,440	\$32,972	\$38,935	\$49,605
51-4012	Computer Numerically Controlled Machine Tool Programmers, Metal and Plastic			\$14.36	\$29,866	3.61	\$10.32	\$11.77	\$13.14	\$14.49	\$18.17	\$21,466	\$24,476	\$27,337	\$30,147	\$37,785
51-4021	Extruding and Drawing Machine Setters, Operators, and Tenders, Metal and Plastic	90	0.76	\$19.34	\$40,218	2.65	\$15.39	\$16.66	\$18.83	\$22.01	\$24.80	\$32,018	\$34,645	\$39,165	\$45,784	\$51,584
51-4022	Forging Machine Setters, Operators, and Tenders, Metal and Plastic			\$14.91	\$31,019	7.10	\$9.94	\$11.41	\$13.51	\$18.29	\$22.64	\$20,672	\$23,729	\$28,111	\$38,036	\$47,091
51-4031	Cutting, Punching, and Press Machine Setters, Operators, and Tenders, Metal and Plastic			\$14.21	\$29,547	3.17	\$10.14	\$11.23	\$13.40	\$16.86	\$20.24	\$21,083	\$23,354	\$27,869	\$35,068	\$42,101
51-4033	Grinding, Lapping, Polishing, and Buffing Machine Tool Setters, Operators, and Tenders, Metal and Plastic	30	18.48	\$13.72	\$28,546	2.91	\$10.01	\$11.31	\$13.60	\$16.13	\$17.97	\$20,824	\$23,533	\$28,287	\$33,552	\$37,379
51-4041	Machinists	510	15.87	\$19.61	\$40,796	3.34	\$13.29	\$15.58	\$18.31	\$23.17	\$27.88	\$27,646	\$32,403	\$38,086	\$48,201	\$57,987
51-4072	Molding, Coremaking, and Casting Machine Setters, Operators, and Tenders, Metal and Plastic	80	44.17	\$15.82	\$32,899	9.26	\$9.08	\$11.75	\$15.21	\$19.36	\$24.22	\$18,888	\$24,446	\$31,631	\$40,266	\$50,372
51-4081	Multiple Machine Tool Setters, Operators, and Tenders, Metal and Plastic	290	4.28	\$16.80	\$34,948	2.27	\$10.60	\$12.36	\$15.43	\$20.87	\$25.09	\$22,054	\$25,716	\$32,102	\$43,405	\$52,191
51-4111	Tool and Die Makers	40	24.12	\$23.42	\$48,716	3.59	\$17.99	\$20.33	\$23.41	\$26.76	\$28.80	\$37,413	\$42,279	\$48,697	\$55,659	\$59,902
51-4121	Welders, Cutters, Solderers, and Brazers	250	20.48	\$19.48	\$40,509	4.23	\$14.88	\$16.19	\$18.35	\$21.75	\$27.37	\$30,943	\$33,667	\$38,161	\$45,231	\$56,929
51-5111	Prepress Technicians and Workers	60	48.82	\$15.84	\$32,944	9.93	\$10.36	\$13.53	\$16.21	\$17.98	\$20.95	\$21,542	\$28,135	\$33,715	\$37,394	\$43,580
51-5112	Printing Press Operators	150	26.79	\$15.65	\$32,546	3.67	\$10.73	\$12.73	\$15.03	\$18.38	\$21.79	\$22,323	\$26,479	\$31,268	\$38,222	\$45,333
51-5113	Print Binding and Finishing Workers			\$12.92	\$26,865	12.96	\$8.13	\$9.10	\$12.69	\$16.17	\$18.70	\$16,907	\$18,926	\$26,394	\$33,627	\$38,901
51-6011	Laundry and Dry-Cleaning Workers	430	22.29	\$8.92	\$18,559	2.31	\$7.70	\$8.09	\$8.74	\$9.41	\$10.79	\$16,016	\$16,828	\$18,183	\$19,573	\$22,437
51-6021	Pressers, Textile, Garment, and Related Materials			\$11.72	\$24,384	10.32	\$8.40	\$9.62	\$10.91	\$14.36	\$16.91	\$17,468	\$20,017	\$22,700	\$29,877	\$35,167
51-6031	Sewing Machine Operators	140	23.33	\$11.27	\$23,444	4.75	\$8.01	\$8.90	\$10.98	\$13.23	\$14.75	\$16,651	\$18,507	\$22,833	\$27,528	\$30,690
51-6052	Tailors, Dressmakers, and Custom Sewers	10	47.38	\$13.66	\$28,411	16.30	\$9.47	\$10.16	\$11.31	\$17.51	\$20.31	\$19,695	\$21,131	\$23,523	\$36,419	\$42,244
51-6062	Textile Cutting Machine Setters, Operators, and Tenders			\$10.62	\$22,090	11.16	\$8.04	\$8.88	\$10.39	\$12.47	\$13.86	\$16,728	\$18,477	\$21,612	\$25,931	\$28,833
51-7011	Cabinetmakers and Bench Carpenters	140	29.99	\$13.05	\$27,150	7.41	\$8.00	\$8.93	\$12.94	\$15.17	\$18.17	\$16,643	\$18,579	\$26,914	\$31,559	\$37,802
51-7042	Woodworking Machine Setters, Operators, and Tenders, Except Sawing	90	34.14	\$13.67	\$28,431	14.68	\$8.01	\$8.99	\$13.11	\$15.69	\$21.71	\$16,670	\$18,689	\$27,274	\$32,628	\$45,147
51-8021	Stationary Engineers and Boiler Operators	60	45.94	\$23.30	\$48,456	4.86	\$14.88	\$17.79	\$24.50	\$27.27	\$29.00	\$30,946	\$37,006	\$50,957	\$56,714	\$60,310
51-8031	Water and Wastewater Treatment Plant and System Operators	220	4.39	\$23.50	\$48,882	1.93	\$15.33	\$18.88	\$24.10	\$27.89	\$32.25	\$31,894	\$39,278	\$50,130	\$58,021	\$67,082
51-9012	Separating, Filtering, Clarifying, Precipitating, and Still Machine Setters, Operators, and Tenders	10	41.05	\$20.32	\$42,274	15.08	\$8.97	\$14.66	\$22.19	\$26.18	\$28.20	\$18,648	\$30,492	\$46,160	\$54,453	\$58,653
51-9021	Crushing, Grinding, and Polishing Machine Setters, Operators, and Tenders	30	3.96	\$13.53	\$28,148	2.71	\$9.53	\$11.64	\$13.75	\$16.01	\$17.38	\$19,813	\$24,219	\$28,608	\$33,293	\$36,160
51-9022	Grinding and Polishing Workers, Hand	20	28.54													
51-9023	Mixing and Blending Machine Setters, Operators, and Tenders			\$10.38	\$21,595	12.35	\$7.86	\$8.57	\$9.75	\$11.01	\$15.26	\$16,359	\$17,822	\$20,285	\$22,892	\$31,746
51-9061	Inspectors, Testers, Sorters, Samplers, and Weighers	510	8.41	\$17.21	\$35,801	4.65	\$9.46	\$11.32	\$15.75	\$20.68	\$26.95	\$19,673	\$23,539	\$32,767	\$43,024	\$56,046
51-9071	Jewelers and Precious Stone and Metal Workers	60	48.20	\$15.88	\$33,040	9.88	\$8.22	\$9.57	\$13.77	\$22.82	\$26.62	\$17,088	\$19,908	\$28,646	\$47,475	\$55,360
51-9081	Dental Laboratory Technicians	70	19.55	\$23.07	\$47,992	9.26	\$12.80	\$15.76	\$24.71	\$28.41	\$32.65	\$26,627	\$32,781	\$51,397	\$59,093	\$67,919
51-9111	Packaging and Filling Machine Operators and Tenders	190	15.37	\$14.00	\$29,113	2.88	\$9.90	\$11.62	\$13.51	\$16.16	\$18.47	\$20,587	\$24,173	\$28,103	\$33,603	\$38,426
51-9121	Coating, Painting, and Spraying Machine Setters, Operators, and Tenders	150	17.62	\$13.55	\$28,188	3.82	\$9.48	\$10.57	\$13.07	\$16.36	\$18.60	\$19,712	\$21,977	\$27,187	\$34,024	\$38,694



Occupational Code	Occupational Title	Employment Estimate	Employment Percentage Relative Standard Error	Average Hourly Wage	Average Annual Wage	Wage Percentage Relative Standard Error	10th Percentile (Hourly)	25th Percentile (Hourly)	50th Percentile (Hourly)	75th Percentile (Hourly)	90th Percentile (Hourly)	10th Percentile (Annual)	25th Percentile (Annual)	50th Percentile (Annual)	75th Percentile (Annual)	90th Percentile (Annual)
51-9122	Painters, Transportation Equipment	120	40.14	\$24.41	\$50,772	11.90	\$12.63	\$14.80	\$18.93	\$32.39	\$49.63	\$26,270	\$30,786	\$39,368	\$67,375	\$103,225
51-9123	Painting, Coating, and Decorating Workers	40	26.71	\$13.31	\$27,687	6.42	\$8.14	\$9.28	\$14.17	\$17.08	\$18.38	\$16,932	\$19,307	\$29,483	\$35,516	\$38,238
51-9194	Etchers and Engravers	10	0.15	\$12.31	\$25,601	3.17	\$7.87	\$8.45	\$9.41	\$13.17	\$15.03	\$16,366	\$17,575	\$19,566	\$27,398	\$31,257
51-9195	Molders, Shapers, and Casters, Except Metal and Plastic			\$13.21	\$27,476	2.19	\$9.56	\$10.53	\$12.25	\$14.35	\$20.73	\$19,893	\$21,909	\$25,481	\$29,846	\$43,123
51-9198	Helpers--Production Workers	320	42.65	\$11.14	\$23,166	4.81	\$7.88	\$8.51	\$9.50	\$13.22	\$17.41	\$16,392	\$17,692	\$19,761	\$27,498	\$36,203
51-9399	Production Workers, All Other*	80	14.73	\$14.14	\$29,407	3.21	\$9.18	\$11.13	\$14.31	\$16.83	\$18.34	\$19,092	\$23,155	\$29,770	\$35,009	\$38,140
53-0000	Transportation and Material Moving Occupations	11,120	4.71	\$14.80	\$30,787	2.85	\$8.45	\$10.02	\$13.14	\$17.15	\$22.91	\$17,571	\$20,838	\$27,336	\$35,671	\$47,650
53-1021	First-Line Supervisors of Helpers, Laborers, and Material Movers, Hand	140	27.46	\$21.96	\$45,683	4.32	\$11.12	\$15.82	\$21.08	\$27.30	\$33.26	\$23,140	\$32,902	\$43,845	\$56,777	\$69,190
53-1031	First-Line Supervisors of Transportation and Material-Moving Machine and Vehicle Operators	280	20.20	\$20.53	\$42,692	5.02	\$10.62	\$13.43	\$19.12	\$27.39	\$33.54	\$22,085	\$27,944	\$39,771	\$56,977	\$69,767
53-2012	Commercial Pilots	70	25.88		\$91,561	22.56						\$49,006	\$53,988	\$71,614	\$152,132	\$176,846
53-2022	Airfield Operations Specialists	30	30.18	\$25.59	\$53,226	6.77	\$19.26	\$20.97	\$24.24	\$29.66	\$35.17	\$40,065	\$43,617	\$50,423	\$61,691	\$73,161
53-3021	Bus Drivers, Transit and Intercity			\$13.16	\$27,372	6.25	\$9.82	\$11.86	\$13.18	\$14.51	\$16.88	\$20,428	\$24,661	\$27,416	\$30,171	\$35,103
53-3022	Bus Drivers, School or Special Client	810	15.97	\$14.10	\$29,320	1.78	\$11.74	\$12.51	\$13.65	\$15.01	\$17.74	\$24,426	\$26,018	\$28,400	\$31,224	\$36,906
53-3031	Driver/Sales Workers	1,050	21.69	\$13.11	\$27,271	12.61	\$7.84	\$8.46	\$9.66	\$15.71	\$25.28	\$16,298	\$17,593	\$20,094	\$32,674	\$52,579
53-3032	Heavy and Tractor-Trailer Truck Drivers	1,220	18.11	\$16.82	\$34,983	2.63	\$12.01	\$14.33	\$16.73	\$19.35	\$22.40	\$24,981	\$29,801	\$34,794	\$40,252	\$46,589
53-3033	Light Truck or Delivery Services Drivers	1,840	12.24	\$15.01	\$31,221	7.95	\$8.98	\$10.76	\$13.71	\$17.10	\$22.64	\$18,686	\$22,375	\$28,525	\$35,576	\$47,099
53-3041	Taxi Drivers and Chauffeurs	180	19.58	\$11.86	\$24,660	3.58	\$8.71	\$9.76	\$11.09	\$13.31	\$14.85	\$18,125	\$20,303	\$23,066	\$27,694	\$30,890
53-3099	Motor Vehicle Operators, All Other	90	24.85	\$14.84	\$30,869	10.11	\$8.91	\$10.37	\$14.89	\$18.61	\$20.87	\$18,538	\$21,576	\$30,968	\$38,717	\$43,402
53-6021	Parking Lot Attendants	170	25.42	\$11.73	\$24,393	3.73	\$8.50	\$9.95	\$11.93	\$13.56	\$14.54	\$17,679	\$20,701	\$24,824	\$28,196	\$30,239
53-6031	Automotive and Watercraft Service Attendants	390	30.96	\$10.63	\$22,104	4.77	\$7.86	\$8.58	\$9.86	\$11.29	\$15.61	\$16,349	\$17,846	\$20,517	\$23,482	\$32,464
53-6099	Transportation Workers, All Other	70	17.92	\$20.07	\$41,753	10.05	\$11.97	\$13.48	\$17.77	\$23.59	\$34.17	\$24,888	\$28,044	\$36,952	\$49,062	\$71,064
53-7021	Crane and Tower Operators	10	38.34	\$27.78	\$57,787	3.23	\$23.53	\$24.84	\$26.41	\$28.57	\$39.70	\$48,947	\$51,676	\$54,937	\$59,423	\$82,578
53-7032	Excavating and Loading Machine and Dragline Operators	220	18.55	\$25.89	\$53,845	3.26	\$18.60	\$20.90	\$25.25	\$30.61	\$35.12	\$38,690	\$43,467	\$52,522	\$63,661	\$73,046
53-7051	Industrial Truck and Tractor Operators	240	15.48	\$15.27	\$31,756	2.62	\$10.59	\$12.16	\$14.30	\$17.78	\$21.65	\$22,030	\$25,303	\$29,748	\$36,976	\$45,031
53-7061	Cleaners of Vehicles and Equipment	630	17.74	\$9.97	\$20,737	2.40	\$7.93	\$8.65	\$9.73	\$10.86	\$11.56	\$16,497	\$17,998	\$20,246	\$22,580	\$24,037
53-7062	Laborers and Freight, Stock, and Material Movers, Hand	2,150	8.24	\$12.46	\$25,913	2.10	\$8.49	\$9.81	\$12.00	\$14.54	\$17.34	\$17,652	\$20,398	\$24,968	\$30,252	\$36,069
53-7064	Packers and Packagers, Hand	550	25.46	\$10.11	\$21,029	7.15	\$7.72	\$8.13	\$8.83	\$10.41	\$14.90	\$16,047	\$16,915	\$18,361	\$21,650	\$30,983
53-7081	Refuse and Recyclable Material Collectors	340	29.07	\$15.61	\$32,471	3.07	\$11.16	\$13.80	\$15.98	\$17.74	\$19.76	\$23,220	\$28,706	\$33,245	\$36,906	\$41,104

Occupational Code	Occupational Title	Employment Estimate	Employment Percentage Relative Standard Error	Average Hourly Wage	Average Annual Wage	Wage Percentage Relative Standard Error	10th Percentile (Hourly)	25th Percentile (Hourly)	50th Percentile (Hourly)	75th Percentile (Hourly)	90th Percentile (Hourly)	10th Percentile (Annual)	25th Percentile (Annual)	50th Percentile (Annual)	75th Percentile (Annual)	90th Percentile (Annual)
00-0000	All Occupations	1,200,710	0.48	\$24.20	\$50,333	1.02	\$8.90	\$12.05	\$18.86	\$30.20	\$45.07	\$18,522	\$25,058	\$39,231	\$62,808	\$93,737
11-0000	Management Occupations	53,780	1.71	\$57.61	\$119,831	0.90	\$26.82	\$37.15	\$51.61	\$70.03		\$55,786	\$77,279	\$107,346	\$145,663	
11-1011	Chief Executives	810	22.26	\$86.93	\$180,815	5.91	\$41.54	\$59.68	\$71.48			\$86,401	\$124,137	\$148,684		
11-1021	General and Operations Managers	23,610	2.35	\$62.34	\$129,668	1.41	\$26.95	\$36.21	\$53.35	\$79.55		\$56,046	\$75,322	\$110,977	\$165,456	
11-1031	Legislators	170	11.15	\$23.30	\$48,456	8.44	\$7.96	\$8.74	\$22.70	\$34.32	\$43.47	\$16,547	\$18,177	\$47,225	\$71,378	\$90,415
11-2011	Advertising and Promotions Managers	170	35.63	\$49.62	\$103,202	4.40	\$25.15	\$36.32	\$49.24	\$57.36	\$80.29	\$52,318	\$75,554	\$102,425	\$119,313	\$166,998
11-2021	Marketing Managers	1,220	5.23	\$61.53	\$127,977	1.90	\$34.53	\$46.66	\$57.91	\$72.57		\$71,819	\$97,046	\$120,450	\$150,942	
11-2022	Sales Managers	2,380	4.75	\$61.67	\$128,275	1.97	\$29.82	\$40.39	\$57.54	\$75.83		\$62,020	\$84,007	\$119,675	\$157,730	
11-2031	Public Relations and Fundraising Managers	400	7.05	\$56.90	\$118,362	2.56	\$34.11	\$41.29	\$51.29	\$68.36	\$86.92	\$70,944	\$85,884	\$106,675	\$142,179	\$180,786
11-3011	Administrative Services Managers	1,150	5.30	\$47.09	\$97,954	2.08	\$26.02	\$33.32	\$43.58	\$55.58	\$72.65	\$54,122	\$69,301	\$90,653	\$115,614	\$151,103
11-3021	Computer and Information Systems Managers	3,380	5.65	\$61.86	\$128,663	1.87	\$39.23	\$48.93	\$60.00	\$71.66	\$87.01	\$81,589	\$101,770	\$124,803	\$149,043	\$180,983
11-3031	Financial Managers	3,160	5.53	\$63.95	\$133,018	2.25	\$34.54	\$45.60	\$58.90	\$75.35		\$71,849	\$94,845	\$122,517	\$156,729	
11-3051	Industrial Production Managers	560	6.49	\$49.12	\$102,169	3.12	\$30.02	\$36.49	\$44.70	\$56.33	\$71.36	\$62,440	\$75,910	\$92,976	\$117,175	\$148,435
11-3061	Purchasing Managers	430	5.68	\$57.47	\$119,543	2.50	\$36.62	\$45.73	\$56.01	\$66.51	\$78.50	\$76,168	\$95,124	\$116,502	\$138,334	\$163,277
11-3071	Transportation, Storage, and Distribution Managers	650	7.72	\$45.31	\$94,241	2.62	\$27.90	\$32.99	\$41.29	\$54.06	\$68.71	\$58,023	\$68,619	\$85,881	\$112,453	\$142,926
11-3111	Compensation and Benefits Managers	120	8.96	\$56.43	\$117,376	3.66	\$30.20	\$41.15	\$54.15	\$68.50	\$84.84	\$62,825	\$85,585	\$112,634	\$142,480	\$176,466
11-3121	Human Resources Managers	630	5.52	\$59.98	\$124,763	2.78	\$34.23	\$43.78	\$54.72	\$69.61		\$71,190	\$91,056	\$113,811	\$144,796	
11-3131	Training and Development Managers	220	6.65	\$51.51	\$107,136	3.96	\$31.83	\$38.49	\$46.69	\$58.18	\$72.71	\$66,197	\$80,069	\$97,120	\$121,024	\$151,239
11-9021	Construction Managers	1,570	11.71	\$45.81	\$95,289	3.23	\$28.00	\$36.80	\$43.49	\$55.84	\$68.56	\$58,240	\$76,534	\$90,455	\$116,146	\$142,597
11-9031	Education Administrators, Preschool and Childcare Center/Program	320	38.14	\$19.75	\$41,074	3.92	\$14.54	\$16.30	\$18.72	\$21.62	\$23.56	\$30,247	\$33,913	\$38,936	\$44,974	\$49,005
11-9032	Education Administrators, Elementary and Secondary School	1,880	2.94		\$83,301	1.81						\$59,580	\$72,334	\$84,968	\$95,577	\$111,389
11-9033	Education Administrators, Postsecondary	860	14.95	\$49.89	\$103,773	5.10	\$26.19	\$32.69	\$42.68	\$59.64	\$84.62	\$54,473	\$67,997	\$88,773	\$124,061	\$176,009
11-9039	Education Administrators, All Other	100	22.12	\$43.32	\$90,097	4.09	\$22.50	\$38.54	\$42.97	\$48.93	\$59.21	\$46,800	\$80,154	\$89,377	\$101,781	\$123,148
11-9041	Architectural and Engineering Managers	1,660	11.55	\$66.28	\$137,872	2.14	\$45.01	\$54.17	\$63.87	\$73.74	\$89.40	\$93,627	\$112,669	\$132,855	\$153,383	\$185,948
11-9051	Food Service Managers	1,040	16.54	\$26.04	\$54,165	2.95	\$19.27	\$21.36	\$24.71	\$28.37	\$37.20	\$40,077	\$44,427	\$51,402	\$59,002	\$77,384
11-9071	Gaming Managers			\$36.26	\$75,416	13.01	\$22.11	\$25.05	\$28.81	\$39.56	\$55.07	\$45,982	\$52,107	\$59,931	\$82,288	\$114,537
11-9081	Lodging Managers	170	25.27	\$28.35	\$58,965	5.03	\$17.88	\$21.54	\$28.19	\$33.73	\$37.55	\$37,189	\$44,797	\$58,630	\$70,158	\$78,112
11-9111	Medical and Health Services Managers	1,450	7.06	\$51.60	\$107,332	2.68	\$30.90	\$39.13	\$48.64	\$60.24	\$76.07	\$64,269	\$81,386	\$101,165	\$125,309	\$158,222
11-9121	Natural Sciences Managers	530	9.41	\$59.30	\$123,353	2.39	\$42.43	\$49.26	\$56.54	\$68.46	\$74.76	\$88,251	\$102,453	\$117,609	\$142,397	\$155,500
11-9131	Postmasters and Mail Superintendents	60	0.04	\$34.57	\$71,915	1.25	\$24.25	\$27.32	\$32.43	\$44.16	\$47.92	\$50,430	\$56,816	\$67,444	\$91,858	\$99,663
11-9141	Property, Real Estate, and Community Association Managers	760	14.59	\$38.15	\$79,345	9.15	\$8.89	\$20.35	\$31.86	\$55.92	\$75.39	\$18,494	\$42,320	\$66,261	\$116,320	\$156,819
11-9151	Social and Community Service Managers	520	10.03	\$31.15	\$64,796	3.01	\$16.33	\$20.55	\$30.28	\$39.87	\$51.16	\$33,972	\$42,753	\$62,981	\$82,929	\$106,407
11-9161	Emergency Management Directors	60	23.89	\$36.66	\$76,259	5.53	\$26.27	\$30.40	\$35.91	\$42.37	\$48.62	\$54,634	\$63,226	\$74,692	\$88,136	\$101,127
11-9199	Managers, All Other	3,720	3.57	\$52.92	\$110,073	1.55	\$32.82	\$42.20	\$51.84	\$62.48	\$74.33	\$68,271	\$87,776	\$107,823	\$129,950	\$154,611
13-0000	Business and Financial Operations Occupations	92,300	1.51	\$34.47	\$71,702	0.90	\$18.03	\$23.37	\$31.35	\$42.06	\$54.12	\$37,501	\$48,613	\$65,198	\$87,486	\$112,560
13-1011	Agents and Business Managers of Artists, Performers, and Athletes	20	30.81	\$14.42	\$29,984	13.36	\$10.24	\$11.50	\$14.24	\$17.13	\$18.65	\$21,295	\$23,917	\$29,615	\$35,630	\$38,798
13-1021	Buyers and Purchasing Agents, Farm Products	40	29.19	\$39.95	\$83,099	10.50	\$23.94	\$31.13	\$35.01	\$44.68	\$68.51	\$49,793	\$64,744	\$72,830	\$92,944	\$142,500
13-1022	Wholesale and Retail Buyers, Except Farm Products	860	15.90	\$23.81	\$49,521	5.08	\$12.76	\$15.21	\$20.97	\$28.46	\$39.34	\$26,533	\$31,646	\$43,626	\$59,200	\$81,820
13-1023	Purchasing Agents, Except Wholesale, Retail, and Farm Products	3,610	6.05	\$32.99	\$68,626	5.71	\$18.75	\$22.87	\$29.63	\$39.65	\$47.84	\$38,999	\$47,577	\$61,624	\$82,479	\$99,511
13-1031	Claims Adjusters, Examiners, and Investigators	2,690	9.90	\$32.10	\$66,760	2.85	\$19.66	\$24.93	\$31.85	\$39.55	\$44.67	\$40,884	\$51,853	\$66,242	\$82,260	\$92,914
13-1032	Insurance Appraisers, Auto Damage	130	24.67	\$27.08	\$56,327	3.45	\$16.85	\$21.46	\$26.38	\$32.05	\$38.02	\$35,049	\$44,642	\$54,868	\$66,670	\$79,073
13-1041	Compliance Officers	2,360	6.55	\$32.90	\$68,433	2.13	\$19.52	\$24.49	\$31.82	\$39.61	\$49.23	\$40,610	\$50,932	\$66,194	\$82,389	\$102,396
13-1051	Cost Estimators	2,450	7.68	\$30.95	\$64,372	2.05	\$18.83	\$22.84	\$28.65	\$37.11	\$47.99	\$39,168	\$47,503	\$59,585	\$77,186	\$99,813
13-1078	Human Resources, Training, and Labor Relations Specialists, All Other*	4,850	5.12	\$32.65	\$67,906	1.51	\$16.79	\$22.77	\$31.05	\$41.43	\$51.21	\$34,922	\$47,363	\$64,580	\$86,165	\$106,523
13-1081	Logisticians	1,250	5.63	\$35.10	\$72,998	2.79	\$18.86	\$25.83	\$32.74	\$42.68	\$55.97	\$39,238	\$53,723	\$68,094	\$88,779	\$116,414
13-1111	Management Analysts	5,330	5.45	\$38.87	\$80,843	2.60	\$22.13	\$27.48	\$35.51	\$47.39	\$58.84	\$46,020	\$57,149	\$73,856	\$98,569	\$122,379
13-1121	Meeting, Convention, and Event Planners*	880	10.20	\$26.11	\$54,312	6.12	\$13.32	\$17.36	\$23.58	\$32.93	\$41.84	\$27,708	\$36,106	\$49,050	\$68,490	\$87,029

Occupational Code	Occupational Title	Employment Estimate	Employment Percentage Relative Standard Error	Average Hourly Wage	Average Annual Wage	Wage Percentage Relative Standard Error	10th Percentile (Hourly)	25th Percentile (Hourly)	50th Percentile (Hourly)	75th Percentile (Hourly)	90th Percentile (Hourly)	10th Percentile (Annual)	25th Percentile (Annual)	50th Percentile (Annual)	75th Percentile (Annual)	90th Percentile (Annual)
13-1141	Compensation, Benefits, and Job Analysis Specialists	990	6.23	\$32.60	\$67,798	1.68	\$20.72	\$24.96	\$30.19	\$38.84	\$47.26	\$43,098	\$51,911	\$62,792	\$80,787	\$98,304
13-1151	Training and Development Specialists	3,010	5.45	\$28.89	\$60,088	1.64	\$16.48	\$21.00	\$27.53	\$35.10	\$43.99	\$34,277	\$43,675	\$57,258	\$73,007	\$91,501
13-1161	Market Research Analysts and Marketing Specialists*	3,440	6.27	\$34.98	\$72,754	2.57	\$18.65	\$22.93	\$32.64	\$43.40	\$55.60	\$38,791	\$47,704	\$67,888	\$90,270	\$115,653
13-1199	Business Operations Specialists, All Other*	24,400	2.57	\$34.08	\$70,883	1.35	\$16.39	\$23.07	\$32.05	\$42.81	\$54.75	\$34,095	\$47,978	\$66,655	\$89,046	\$113,871
13-2011	Accountants and Auditors	20,260	2.85	\$36.14	\$75,162	1.53	\$20.41	\$24.84	\$32.03	\$42.59	\$55.76	\$42,450	\$51,657	\$66,615	\$88,580	\$115,990
13-2021	Appraisers and Assessors of Real Estate	580	27.11	\$29.22	\$60,769	12.70	\$14.99	\$17.44	\$25.70	\$35.85	\$46.15	\$31,174	\$36,280	\$53,465	\$74,565	\$95,996
13-2031	Budget Analysts	800	6.15	\$36.12	\$75,120	2.25	\$24.49	\$28.50	\$34.98	\$43.63	\$51.04	\$50,936	\$59,285	\$72,767	\$90,743	\$106,169
13-2041	Credit Analysts	610	12.06	\$31.94	\$66,442	4.53	\$19.76	\$23.21	\$30.29	\$38.99	\$47.00	\$41,103	\$48,277	\$62,996	\$81,090	\$97,770
13-2051	Financial Analysts	2,560	9.22	\$39.22	\$81,586	5.80	\$21.37	\$26.76	\$34.82	\$46.36	\$56.46	\$44,458	\$55,655	\$72,421	\$96,431	\$117,436
13-2052	Personal Financial Advisors			\$37.82	\$78,674	10.86	\$15.38	\$17.31	\$22.56	\$39.12		\$31,994	\$36,012	\$46,916	\$81,363	
13-2053	Insurance Underwriters	1,000	9.33	\$32.07	\$66,697	2.69	\$19.12	\$23.23	\$30.56	\$40.50	\$46.65	\$39,766	\$48,314	\$63,557	\$84,234	\$97,042
13-2061	Financial Examiners	380	9.57	\$41.11	\$85,516	5.97	\$25.68	\$28.38	\$38.21	\$49.73	\$66.55	\$53,408	\$59,033	\$79,485	\$103,428	\$138,416
13-2071	Credit Counselors	210	24.93	\$25.15	\$52,317	8.53	\$14.37	\$17.33	\$22.55	\$32.65	\$40.34	\$29,895	\$36,055	\$46,903	\$67,912	\$83,908
13-2072	Loan Officers	3,870	16.37	\$37.09	\$77,157	5.97	\$15.63	\$20.66	\$28.12	\$44.10	\$69.43	\$32,519	\$42,982	\$58,495	\$91,729	\$144,412
13-2082	Tax Preparers			\$25.47	\$52,981	13.62	\$8.73	\$11.34	\$25.76	\$33.90	\$42.68	\$18,164	\$23,597	\$53,573	\$70,502	\$88,779
13-2099	Financial Specialists, All Other	1,660	10.22	\$33.15	\$68,961	2.43	\$19.30	\$24.50	\$32.18	\$41.29	\$47.52	\$40,139	\$50,958	\$66,944	\$85,874	\$98,851
15-0000	Computer and Mathematical Occupations	54,680	2.77	\$39.29	\$81,733	0.98	\$21.37	\$29.14	\$38.19	\$48.92	\$58.13	\$44,458	\$60,617	\$79,426	\$101,747	\$120,903
15-1111	Computer and Information Research Scientists	140	23.16	\$48.50	\$100,870	5.58	\$27.44	\$35.10	\$46.26	\$58.20	\$69.46	\$57,078	\$73,001	\$96,216	\$121,055	\$144,482
15-1121	Computer Systems Analysts	6,440	8.31	\$42.31	\$87,995	2.50	\$24.62	\$31.50	\$39.97	\$50.72	\$66.94	\$51,206	\$65,510	\$83,132	\$105,500	\$139,245
15-1131	Computer Programmers	3,010	15.81	\$38.38	\$79,841	3.93	\$17.24	\$27.27	\$38.46	\$46.40	\$58.29	\$35,868	\$56,712	\$79,994	\$96,512	\$121,246
15-1132	Software Developers, Applications	12,300	4.66	\$43.57	\$90,635	1.64	\$27.49	\$34.14	\$43.49	\$52.89	\$59.86	\$57,176	\$71,016	\$90,455	\$110,014	\$124,509
15-1133	Software Developers, Systems Software	7,010	8.07	\$46.61	\$96,947	1.74	\$29.53	\$37.14	\$46.18	\$56.77	\$67.54	\$61,425	\$77,256	\$96,052	\$118,083	\$140,484
15-1141	Database Administrators	1,680	5.11	\$37.26	\$77,495	1.97	\$20.22	\$26.29	\$36.08	\$47.39	\$56.17	\$42,066	\$54,686	\$75,048	\$98,573	\$116,831
15-1142	Network and Computer Systems Administrators*	5,850	5.54	\$37.76	\$78,535	1.40	\$21.86	\$29.20	\$37.61	\$45.29	\$54.45	\$45,477	\$60,731	\$78,224	\$94,205	\$113,258
15-1150	Computer Support Specialists	10,160	7.81	\$28.18	\$58,612	1.40	\$16.85	\$21.03	\$27.56	\$34.04	\$41.50	\$35,052	\$43,739	\$57,327	\$70,800	\$86,327
15-1179	Information Security Analysts, Web Developers, and Computer Network Architects	3,340	7.77	\$41.19	\$85,679	1.65	\$25.11	\$31.75	\$39.99	\$50.00	\$58.17	\$52,223	\$66,047	\$83,180	\$103,993	\$120,988
15-1799	Computer Occupations, All Other*	3,440	3.84	\$37.92	\$78,872	2.79	\$20.25	\$29.69	\$38.10	\$46.29	\$54.88	\$42,117	\$61,752	\$79,254	\$96,279	\$114,155
15-2011	Actuaries	290	48.27	\$52.17	\$108,513	5.56	\$32.07	\$43.12	\$53.23	\$63.16	\$70.79	\$66,705	\$89,688	\$110,716	\$131,371	\$147,238
15-2031	Operations Research Analysts	840	15.71	\$37.78	\$78,581	1.98	\$22.37	\$27.82	\$35.40	\$45.60	\$58.87	\$46,527	\$57,858	\$73,632	\$94,842	\$122,453
15-2041	Statisticians	150	6.61	\$35.17	\$73,155	2.71	\$23.40	\$27.83	\$33.79	\$42.61	\$49.26	\$48,674	\$57,881	\$70,282	\$88,628	\$102,453
17-0000	Architecture and Engineering Occupations	28,670	3.15	\$39.53	\$82,221	1.56	\$21.63	\$28.45	\$36.91	\$48.44	\$59.84	\$44,992	\$59,172	\$76,764	\$100,758	\$124,465
17-1011	Architects, Except Landscape and Naval	1,510	10.73	\$40.88	\$85,024	7.00	\$21.10	\$25.93	\$35.64	\$49.08	\$60.17	\$43,897	\$53,924	\$74,122	\$102,084	\$125,157
17-1012	Landscape Architects	300	29.29	\$38.43	\$79,937	6.16	\$21.98	\$29.40	\$37.73	\$50.62	\$54.89	\$45,715	\$61,143	\$78,473	\$105,298	\$114,162
17-1021	Cartographers and Photogrammetrists	370	18.73	\$35.13	\$73,075	2.94	\$21.02	\$26.15	\$35.22	\$42.61	\$50.67	\$43,716	\$54,397	\$73,257	\$88,624	\$105,383
17-1022	Surveyors	440	14.33	\$27.68	\$57,564	3.30	\$16.17	\$19.62	\$26.40	\$33.50	\$42.52	\$33,642	\$40,809	\$54,915	\$69,682	\$88,442
17-2011	Aerospace Engineers	2,120	8.72	\$49.58	\$103,122	14.12	\$26.46	\$33.93	\$45.26	\$55.99	\$71.30	\$55,042	\$70,575	\$94,130	\$116,460	\$148,308
17-2031	Biomedical Engineers	20	20.74	\$32.22	\$67,021	5.53	\$19.40	\$22.39	\$33.77	\$41.03	\$44.90	\$40,351	\$46,575	\$70,237	\$85,352	\$93,391
17-2041	Chemical Engineers	310	31.05	\$53.15	\$110,552	9.90	\$29.97	\$37.31	\$45.84	\$64.80	\$72.41	\$62,334	\$77,600	\$95,343	\$134,776	\$150,613
17-2051	Civil Engineers	4,300	10.88	\$39.45	\$82,056	1.68	\$25.42	\$30.55	\$38.96	\$47.21	\$54.89	\$52,876	\$63,549	\$81,041	\$98,197	\$114,165
17-2061	Computer Hardware Engineers			\$46.70	\$97,136	2.60	\$26.65	\$35.74	\$45.08	\$56.57	\$70.57	\$55,435	\$74,346	\$93,771	\$117,662	\$146,777
17-2071	Electrical Engineers	2,520	10.27	\$40.82	\$84,897	3.24	\$23.86	\$31.01	\$39.14	\$51.11	\$60.50	\$49,621	\$64,510	\$81,401	\$106,316	\$125,834
17-2072	Electronics Engineers, Except Computer	2,240	13.61	\$41.46	\$86,240	1.71	\$26.60	\$33.17	\$40.89	\$49.72	\$58.30	\$55,326	\$68,993	\$85,048	\$103,417	\$121,258
17-2081	Environmental Engineers	880	9.14	\$44.14	\$91,821	2.70	\$26.13	\$32.52	\$42.07	\$52.07	\$58.49	\$54,355	\$67,632	\$87,509	\$108,297	\$121,663
17-2111	Health and Safety Engineers, Except Mining Safety Engineers and Inspectors	410	43.70	\$38.25	\$79,553	7.71	\$25.66	\$30.04	\$35.20	\$47.73	\$56.54	\$53,364	\$62,489	\$73,211	\$99,284	\$117,605
17-2112	Industrial Engineers	1,280	5.32	\$42.39	\$88,173	1.55	\$28.81	\$33.80	\$41.08	\$49.63	\$58.93	\$59,932	\$70,301	\$85,447	\$103,229	\$122,569
17-2131	Materials Engineers	210	23.78	\$39.75	\$82,684	3.69	\$29.30	\$31.65	\$35.79	\$43.92	\$60.42	\$60,934	\$65,841	\$74,445	\$91,355	\$125,678
17-2141	Mechanical Engineers	2,830	12.35	\$42.26	\$87,892	1.92	\$26.17	\$31.94	\$39.93	\$51.08	\$65.14	\$54,441	\$66,443	\$83,047	\$106,254	\$135,482
17-2151	Mining and Geological Engineers, Including Mining Safety Engineers	310	23.09	\$48.32	\$100,514	3.47	\$31.91	\$35.68	\$46.16	\$61.39	\$69.90	\$66,382	\$74,216	\$96,008	\$127,686	\$145,389
17-2171	Petroleum Engineers	830	17.90	\$61.93	\$128,818	3.32	\$39.28	\$50.64	\$62.21	\$71.10	\$86.22	\$81,700	\$105,321	\$129,405	\$147,883	\$179,330
17-2199	Engineers, All Other	860	20.44	\$42.96	\$89,355	2.32	\$28.35	\$33.23	\$42.21	\$53.47	\$62.40	\$58,973	\$69,117	\$87,802	\$111,223	\$129,794
17-3011	Architectural and Civil Drafters	890	17.12	\$26.16	\$54,411	4.73	\$11.50	\$19.68	\$25.39	\$32.63	\$40.23	\$23,918	\$40,944	\$52,809	\$67,870	\$83,673

Occupational Code	Occupational Title	Employment Estimate	Employment Percentage Relative Standard Error	Average Hourly Wage	Average Annual Wage	Wage Percentage Relative Standard Error	10th Percentile (Hourly)	25th Percentile (Hourly)	50th Percentile (Hourly)	75th Percentile (Hourly)	90th Percentile (Hourly)	10th Percentile (Annual)	25th Percentile (Annual)	50th Percentile (Annual)	75th Percentile (Annual)	90th Percentile (Annual)
17-3012	Electrical and Electronics Drafters	470	19.34	\$28.41	\$59,085	2.96	\$19.74	\$22.81	\$27.79	\$33.95	\$39.55	\$41,069	\$47,448	\$57,806	\$70,622	\$82,254
17-3013	Mechanical Drafters	480	16.57	\$27.42	\$57,035	3.20	\$16.97	\$20.34	\$25.88	\$33.16	\$41.63	\$35,288	\$42,310	\$53,828	\$68,978	\$86,598
17-3019	Drafters, All Other	180	25.03	\$23.27	\$48,407	5.12	\$15.87	\$17.73	\$21.37	\$27.31	\$34.85	\$30,016	\$36,874	\$44,440	\$56,807	\$72,481
17-3022	Civil Engineering Technicians	610	13.82	\$23.48	\$48,840	3.69	\$14.94	\$17.51	\$22.55	\$28.30	\$33.53	\$31,066	\$36,416	\$46,905	\$58,873	\$79,749
17-3023	Electrical and Electronics Engineering Technicians	1,300	14.65	\$28.00	\$58,236	2.59	\$16.04	\$23.52	\$28.69	\$33.06	\$37.75	\$33,367	\$48,923	\$59,678	\$68,768	\$78,516
17-3024	Electro-Mechanical Technicians			\$30.79	\$64,035	4.02	\$23.12	\$25.69	\$30.55	\$36.06	\$41.32	\$48,097	\$53,426	\$63,554	\$74,998	\$85,942
17-3025	Environmental Engineering Technicians	120	18.81	\$20.97	\$43,628	3.40	\$14.81	\$16.39	\$18.74	\$25.25	\$30.36	\$30,808	\$34,097	\$38,970	\$52,514	\$63,139
17-3026	Industrial Engineering Technicians	160	9.11	\$24.04	\$49,994	3.07	\$15.14	\$18.45	\$21.96	\$28.77	\$37.51	\$31,498	\$38,372	\$45,668	\$59,847	\$78,020
17-3027	Mechanical Engineering Technicians	230	29.83	\$25.97	\$54,009	3.65	\$15.94	\$19.83	\$26.48	\$31.63	\$35.39	\$33,160	\$41,256	\$55,086	\$65,793	\$73,620
17-3029	Engineering Technicians, Except Drafters, All Other	770	28.29	\$28.98	\$60,274	4.80	\$15.95	\$21.57	\$29.75	\$35.51	\$41.67	\$33,166	\$44,861	\$61,884	\$73,858	\$86,664
17-3031	Surveying and Mapping Technicians	440	16.46	\$27.89	\$58,002	3.13	\$16.96	\$20.81	\$26.73	\$34.55	\$41.09	\$35,278	\$43,282	\$55,588	\$71,871	\$85,462
19-0000	Life, Physical, and Social Science Occupations	12,210	3.22	\$35.34	\$73,498	3.84	\$16.22	\$22.37	\$32.26	\$46.15	\$59.86	\$33,730	\$46,527	\$67,100	\$95,995	\$124,504
19-1012	Food Scientists and Technologists	70	19.43	\$35.93	\$74,737	6.13	\$21.96	\$26.24	\$34.87	\$45.33	\$53.70	\$45,675	\$54,579	\$72,538	\$94,297	\$111,699
19-1013	Soil and Plant Scientists	50	6.40	\$27.18	\$56,541	7.36	\$15.35	\$18.84	\$22.72	\$38.82	\$44.98	\$31,928	\$39,189	\$47,254	\$80,749	\$93,550
19-1021	Biochemists and Biophysicists	230	11.44	\$44.80	\$93,187	4.68	\$24.10	\$28.57	\$40.79	\$56.20	\$72.68	\$50,124	\$59,423	\$84,846	\$116,900	\$151,168
19-1022	Microbiologists	120	20.44	\$38.87	\$80,850	6.30	\$20.41	\$26.11	\$40.24	\$47.26	\$58.06	\$42,458	\$54,314	\$83,690	\$98,307	\$120,770
19-1023	Zoologists and Wildlife Biologists	130	37.30	\$31.82	\$66,192	3.61	\$24.85	\$25.61	\$28.47	\$34.75	\$46.16	\$51,678	\$53,261	\$59,223	\$72,275	\$96,010
19-1029	Biological Scientists, All Other			\$37.57	\$78,144	3.29	\$25.73	\$31.14	\$36.03	\$42.60	\$54.89	\$53,513	\$64,766	\$74,944	\$88,614	\$114,161
19-1031	Conservation Scientists	230	16.25	\$29.28	\$60,902	5.72	\$15.96	\$18.10	\$23.54	\$37.99	\$52.63	\$33,199	\$37,646	\$48,954	\$79,014	\$109,464
19-1032	Foresters	30	13.49	\$29.05	\$60,415	2.79	\$19.05	\$22.98	\$26.93	\$32.57	\$37.51	\$39,616	\$47,809	\$56,013	\$67,752	\$78,030
19-1041	Epidemiologists	20	0.96	\$25.31	\$52,635	2.33	\$17.90	\$19.98	\$22.36	\$27.34	\$40.80	\$37,242	\$41,554	\$46,506	\$56,863	\$84,873
19-1042	Medical Scientists, Except Epidemiologists	180	17.67	\$41.82	\$86,978	5.56	\$22.87	\$26.34	\$35.26	\$59.61	\$69.83	\$47,576	\$54,794	\$73,342	\$123,979	\$145,242
19-2012	Physicists	190	3.83	\$48.33	\$100,527	2.46	\$27.08	\$36.08	\$47.89	\$59.21	\$71.42	\$56,336	\$75,050	\$99,615	\$123,151	\$148,556
19-2021	Atmospheric and Space Scientists			\$49.88	\$103,742	4.32	\$38.98	\$47.41	\$51.62	\$55.63	\$58.25	\$81,075	\$98,603	\$107,377	\$115,704	\$121,150
19-2031	Chemists	970	7.77	\$33.62	\$69,936	4.47	\$16.84	\$23.86	\$32.03	\$42.63	\$53.84	\$35,022	\$49,632	\$66,630	\$88,662	\$111,994
19-2032	Materials Scientists	150	46.52	\$38.01	\$79,061	3.14	\$24.92	\$27.93	\$36.96	\$49.19	\$54.97	\$51,841	\$58,101	\$76,872	\$102,309	\$114,346
19-2041	Environmental Scientists and Specialists, Including Health	1,570	14.21	\$39.02	\$81,171	4.05	\$22.09	\$27.00	\$35.40	\$48.80	\$58.67	\$45,941	\$56,156	\$73,641	\$101,495	\$122,035
19-2042	Geoscientists, Except Hydrologists and Geographers	1,460	12.70	\$52.63	\$109,479	3.38	\$26.21	\$37.87	\$54.84	\$66.79	\$74.92	\$54,510	\$78,775	\$114,064	\$138,923	\$155,841
19-2043	Hydrologists	260	29.64	\$47.66	\$99,128	2.70	\$34.09	\$40.23	\$47.66	\$54.89	\$64.84	\$70,911	\$83,685	\$99,137	\$114,163	\$134,867
19-2099	Physical Scientists, All Other	450	11.35	\$45.70	\$95,053	6.68	\$25.96	\$34.56	\$46.44	\$54.89	\$64.86	\$53,994	\$71,882	\$96,600	\$114,165	\$134,902
19-3011	Economists	90	11.94	\$41.66	\$86,657	4.85	\$24.48	\$28.50	\$42.61	\$50.66	\$58.28	\$50,923	\$59,282	\$88,621	\$105,381	\$121,220
19-3022	Survey Researchers	40	15.25	\$24.80	\$51,594	4.05	\$17.93	\$20.03	\$22.51	\$30.55	\$35.58	\$37,303	\$41,670	\$46,811	\$63,553	\$74,009
19-3031	Clinical, Counseling, and School Psychologists	1,200	5.29	\$37.62	\$78,259	3.90	\$18.38	\$26.34	\$37.64	\$49.06	\$56.59	\$38,238	\$54,785	\$78,291	\$102,046	\$117,711
19-3039	Psychologists, All Other	70	1.16	\$39.25	\$81,639	5.59	\$21.79	\$27.73	\$42.22	\$50.66	\$54.88	\$45,329	\$57,686	\$87,813	\$105,377	\$114,157
19-3051	Urban and Regional Planners	300	4.18	\$34.94	\$72,669	0.79	\$24.18	\$27.94	\$34.06	\$41.69	\$48.40	\$50,298	\$58,112	\$70,848	\$86,711	\$100,663
19-3091	Anthropologists and Archeologists	50	19.47	\$33.69	\$70,076	5.18	\$19.41	\$22.20	\$31.59	\$42.32	\$53.87	\$40,375	\$46,181	\$65,714	\$88,029	\$112,059
19-3092	Geographers	30	0.03	\$37.67	\$78,356	2.39	\$24.48	\$29.63	\$38.47	\$46.30	\$49.26	\$50,920	\$61,620	\$80,007	\$96,304	\$102,459
19-3093	Historians	10	6.22													
19-3094	Political Scientists			\$33.76	\$70,226	10.49	\$24.57	\$26.73	\$30.57	\$35.78	\$42.35	\$51,100	\$55,608	\$63,576	\$74,427	\$88,088
19-3099	Social Scientists and Related Workers, All Other	240	7.11	\$36.44	\$75,788	2.92	\$20.01	\$29.62	\$37.88	\$43.63	\$50.87	\$41,627	\$61,612	\$78,781	\$90,742	\$105,810
19-4011	Agricultural and Food Science Technicians	20	37.82	\$25.43	\$52,887	11.61	\$12.53	\$18.44	\$24.87	\$33.22	\$40.68	\$26,053	\$38,360	\$51,732	\$69,098	\$84,613
19-4031	Chemical Technicians	520	9.81	\$20.53	\$42,700	2.87	\$13.36	\$15.75	\$18.80	\$25.25	\$29.36	\$27,791	\$32,758	\$39,099	\$52,524	\$61,079
19-4041	Geological and Petroleum Technicians	280	17.20	\$31.71	\$65,966	3.86	\$18.25	\$24.05	\$32.07	\$38.97	\$44.87	\$37,964	\$50,030	\$66,704	\$81,052	\$93,332
19-4061	Social Science Research Assistants	70	23.83	\$20.96	\$43,595	2.59	\$14.40	\$16.72	\$20.17	\$23.92	\$29.64	\$29,944	\$34,776	\$41,943	\$49,747	\$61,642
19-4091	Environmental Science and Protection Technicians, Including Health	270	20.22	\$29.16	\$60,662	3.80	\$16.65	\$21.35	\$27.61	\$37.37	\$43.67	\$34,629	\$44,406	\$57,429	\$77,729	\$90,825
19-4092	Forensic Science Technicians	170	1.11	\$27.92	\$58,066	1.41	\$20.12	\$22.39	\$27.55	\$32.76	\$38.66	\$41,851	\$46,564	\$57,310	\$68,138	\$80,411
19-4099	Life, Physical, and Social Science Technicians, All Other	580	6.15	\$22.09	\$45,940	3.06	\$13.47	\$16.15	\$20.68	\$27.33	\$33.66	\$28,017	\$33,599	\$43,013	\$56,850	\$70,004
21-0000	Community and Social Service Occupations	13,720	3.43	\$22.05	\$45,859	2.63	\$11.64	\$14.52	\$20.32	\$27.00	\$35.33	\$24,212	\$30,192	\$42,271	\$56,154	\$73,496
21-1011	Substance Abuse and Behavioral Disorder Counselors	580	18.43	\$16.63	\$34,582	6.80	\$9.90	\$11.77	\$14.60	\$21.02	\$26.69	\$20,594	\$24,490	\$30,378	\$43,722	\$55,510

Occupational Code	Occupational Title	Employment Estimate	Employment Percentage Relative Standard Error	Average Hourly Wage	Average Annual Wage	Wage Percentage Relative Standard Error	10th Percentile (Hourly)	25th Percentile (Hourly)	50th Percentile (Hourly)	75th Percentile (Hourly)	90th Percentile (Hourly)	10th Percentile (Annual)	25th Percentile (Annual)	50th Percentile (Annual)	75th Percentile (Annual)	90th Percentile (Annual)
21-1012	Educational, Guidance, School, and Vocational Counselors	1,720	8.24	\$24.15	\$50,234	2.94	\$15.17	\$18.29	\$22.45	\$29.40	\$36.06	\$31,560	\$38,036	\$46,692	\$61,156	\$75,000
21-1013	Marriage and Family Therapists	130	49.23	\$17.28	\$35,943	9.06	\$12.50	\$13.53	\$15.44	\$18.16	\$26.24	\$26,004	\$28,134	\$32,111	\$37,766	\$54,579
21-1014	Mental Health Counselors	1,420	15.10	\$21.79	\$45,316	3.08	\$12.72	\$15.85	\$19.81	\$26.54	\$33.41	\$26,464	\$32,976	\$41,214	\$55,213	\$69,497
21-1015	Rehabilitation Counselors	840	17.74	\$22.23	\$46,243	15.34	\$12.14	\$13.33	\$16.38	\$22.83	\$29.67	\$25,249	\$27,730	\$34,072	\$47,481	\$61,706
21-1019	Counselors, All Other	30	0.06	\$36.31	\$75,533	1.63	\$20.64	\$29.98	\$35.72	\$46.58	\$53.52	\$42,921	\$62,357	\$74,289	\$96,886	\$111,321
21-1021	Child, Family, and School Social Workers	1,990	6.01	\$26.74	\$55,629	3.60	\$15.30	\$19.33	\$24.10	\$32.92	\$44.02	\$31,820	\$40,196	\$50,137	\$68,465	\$91,556
21-1022	Healthcare Social Workers	810	6.99	\$24.70	\$51,371	2.60	\$15.68	\$19.22	\$24.41	\$28.48	\$34.27	\$32,604	\$39,977	\$50,765	\$59,239	\$71,283
21-1023	Mental Health and Substance Abuse Social Workers	1,220	16.17	\$17.40	\$36,182	2.83	\$11.08	\$12.67	\$14.60	\$21.37	\$28.31	\$23,054	\$26,351	\$30,367	\$44,458	\$58,879
21-1029	Social Workers, All Other	360	15.36	\$24.45	\$50,861	5.13	\$13.64	\$18.13	\$23.36	\$30.61	\$36.53	\$28,373	\$37,712	\$48,595	\$63,668	\$75,991
21-1091	Health Educators	320	13.11	\$26.37	\$54,842	4.36	\$13.12	\$17.56	\$25.20	\$34.15	\$42.73	\$27,296	\$36,520	\$52,418	\$71,024	\$88,884
21-1092	Probation Officers and Correctional Treatment Specialists	1,150	7.08	\$24.66	\$51,298	4.98	\$12.88	\$20.01	\$23.33	\$30.61	\$37.24	\$26,782	\$41,616	\$48,535	\$63,666	\$77,453
21-1093	Social and Human Service Assistants	1,790	12.14	\$14.51	\$30,189	4.21	\$8.93	\$10.48	\$13.13	\$17.76	\$22.33	\$18,570	\$21,790	\$27,314	\$36,950	\$46,445
21-1798	Community and Social Service Specialists, All Other*	970	10.55	\$21.79	\$45,330	3.50	\$13.43	\$16.21	\$19.83	\$25.34	\$33.17	\$27,938	\$33,723	\$41,249	\$52,717	\$68,999
21-2011	Clergy	300	45.41	\$29.65	\$61,673	23.23	\$8.49	\$14.91	\$24.97	\$35.85	\$64.49	\$17,651	\$31,017	\$51,944	\$74,578	\$134,135
21-2021	Directors, Religious Activities and Education			\$26.07	\$54,220	20.46	\$10.38	\$12.32	\$20.86	\$41.27	\$51.72	\$21,597	\$25,620	\$43,386	\$85,834	\$107,570
23-0000	Legal Occupations	14,600	5.14	\$50.42	\$104,868	6.57	\$18.34	\$24.68	\$36.40	\$64.85		\$38,152	\$51,335	\$75,707	\$134,898	
23-1011	Lawyers	8,350	5.62	\$67.62	\$140,645	7.03	\$26.79	\$36.05	\$57.99			\$55,723	\$74,993	\$120,611		
23-1012	Judicial Law Clerks	140	7.46	\$23.08	\$48,011	2.82	\$18.50	\$19.69	\$24.29	\$24.30	\$29.12	\$38,485	\$40,958	\$50,527	\$50,542	\$60,574
23-1022	Arbitrators, Mediators, and Conciliators	30	17.04	\$36.15	\$75,194	5.27	\$26.67	\$28.58	\$33.87	\$43.62	\$52.06	\$55,479	\$59,440	\$70,442	\$90,727	\$108,293
23-2011	Paralegals and Legal Assistants*	4,080	9.62	\$24.12	\$50,164	3.89	\$15.59	\$18.08	\$22.52	\$28.93	\$35.59	\$32,433	\$37,612	\$46,837	\$60,181	\$74,027
23-2091	Court Reporters	400	38.75	\$40.93	\$85,140	14.91	\$24.64	\$29.76	\$44.62	\$52.60	\$56.28	\$51,252	\$61,896	\$92,815	\$109,416	\$117,066
23-2093	Title Examiners, Abstractors, and Searchers	680	37.85	\$26.45	\$55,006	6.21	\$15.97	\$18.34	\$24.47	\$32.27	\$36.30	\$33,221	\$38,154	\$50,887	\$67,121	\$75,503
23-2099	Legal Support Workers, All Other	530	16.43	\$23.55	\$48,978	5.76	\$13.74	\$16.90	\$22.60	\$27.56	\$36.24	\$28,587	\$35,151	\$47,017	\$57,333	\$75,384
25-0000	Education, Training, and Library Occupations	63,810	1.54	\$25.76	\$53,587	3.96	\$12.28	\$16.68	\$22.63	\$31.19	\$40.33	\$25,551	\$34,699	\$47,069	\$64,886	\$83,896
25-1011	Business Teachers, Postsecondary	590	12.95		\$95,204	11.70						\$40,535	\$53,242	\$78,068	\$126,581	\$175,118
25-1021	Computer Science Teachers, Postsecondary	210	4.53		\$67,459	4.55						\$37,915	\$46,501	\$60,812	\$81,785	\$95,668
25-1022	Mathematical Science Teachers, Postsecondary	370	7.04		\$56,417	6.92						\$33,871	\$39,547	\$49,199	\$70,474	\$90,025
25-1031	Architecture Teachers, Postsecondary	170	2.29		\$84,313	7.29						\$45,842	\$56,582	\$71,826	\$125,558	\$140,315
25-1032	Engineering Teachers, Postsecondary				\$86,072	4.12						\$44,331	\$56,323	\$81,151	\$107,288	\$138,613
25-1041	Agricultural Sciences Teachers, Postsecondary	20	39.84		\$54,615	12.11						\$23,620	\$39,010	\$52,904	\$76,122	\$87,257
25-1042	Biological Science Teachers, Postsecondary	300	7.56		\$67,372	6.65						\$35,955	\$42,720	\$55,736	\$84,818	\$115,022
25-1051	Atmospheric, Earth, Marine, and Space Sciences Teachers, Postsecondary	110	10.52		\$56,491	5.45						\$35,928	\$42,485	\$54,453	\$69,179	\$76,563
25-1052	Chemistry Teachers, Postsecondary	220	7.54		\$85,183	6.74						\$38,414	\$50,677	\$78,590	\$108,507	\$144,812
25-1053	Environmental Science Teachers, Postsecondary	50	15.33		\$77,545	9.10						\$45,010	\$52,302	\$69,224	\$94,762	\$129,255
25-1054	Physics Teachers, Postsecondary	130	12.17		\$83,281	8.16						\$34,866	\$49,478	\$75,265	\$107,394	\$142,907
25-1061	Anthropology and Archeology Teachers, Postsecondary	60	12.01		\$67,671	9.37						\$40,620	\$45,553	\$62,187	\$77,493	\$104,366
25-1062	Area, Ethnic, and Cultural Studies Teachers, Postsecondary	50	17.40		\$59,984	10.19						\$42,056	\$46,031	\$55,431	\$67,870	\$75,394
25-1063	Economics Teachers, Postsecondary	130	18.02		\$82,718	6.07						\$40,707	\$54,440	\$77,270	\$93,826	\$139,481
25-1064	Geography Teachers, Postsecondary	60	13.15		\$62,369	3.66						\$37,974	\$48,374	\$62,451	\$75,192	\$89,106
25-1065	Political Science Teachers, Postsecondary	140	15.47		\$93,054	16.75						\$39,447	\$49,093	\$72,015	\$116,988	\$178,674
25-1066	Psychology Teachers, Postsecondary	390	3.58		\$95,439	14.41						\$39,586	\$48,241	\$78,649	\$135,046	\$179,611
25-1067	Sociology Teachers, Postsecondary	100	11.39		\$63,518	7.05						\$38,911	\$44,464	\$56,615	\$73,390	\$106,080
25-1072	Nursing Instructors and Teachers, Postsecondary	350	13.35		\$63,290	6.95						\$38,515	\$45,568	\$59,686	\$76,429	\$96,865
25-1081	Education Teachers, Postsecondary	330	5.56		\$90,188	9.64						\$43,722	\$55,812	\$80,937	\$124,832	\$144,692
25-1111	Criminal Justice and Law Enforcement Teachers, Postsecondary	70	2.80		\$56,522	6.56						\$39,905	\$42,989	\$48,128	\$72,574	\$84,515
25-1112	Law Teachers, Postsecondary	170	29.69		\$131,308	15.33						\$42,928	\$70,833	\$124,251	\$177,709	

Occupational Code	Occupational Title	Employment Estimate	Employment Percentage Relative Standard Error	Average Hourly Wage	Average Annual Wage	Wage Percentage Relative Standard Error	10th Percentile (Hourly)	25th Percentile (Hourly)	50th Percentile (Hourly)	75th Percentile (Hourly)	90th Percentile (Hourly)	10th Percentile (Annual)	25th Percentile (Annual)	50th Percentile (Annual)	75th Percentile (Annual)	90th Percentile (Annual)
25-1113	Social Work Teachers, Postsecondary	110	15.45		\$73,968	15.77						\$41,391	\$45,384	\$55,271	\$102,529	\$132,265
25-1121	Art, Drama, and Music Teachers, Postsecondary	620	9.76		\$59,365	5.73						\$37,896	\$43,914	\$53,925	\$72,522	\$90,179
25-1122	Communications Teachers, Postsecondary	300	10.13		\$65,228	9.71						\$40,610	\$44,512	\$55,952	\$84,280	\$95,872
25-1123	English Language and Literature Teachers, Postsecondary	480	9.94		\$58,095	9.46						\$34,481	\$39,972	\$47,058	\$67,028	\$94,245
25-1124	Foreign Language and Literature Teachers, Postsecondary	230	13.18		\$58,115	8.86						\$33,823	\$38,609	\$49,646	\$69,719	\$96,404
25-1125	History Teachers, Postsecondary	160	13.53		\$62,756	6.34						\$36,726	\$43,671	\$55,939	\$81,010	\$93,534
25-1126	Philosophy and Religion Teachers, Postsecondary	160	14.80		\$63,376	7.48						\$40,581	\$45,194	\$56,305	\$74,757	\$97,709
25-1191	Graduate Teaching Assistants	320	0.18		\$28,989	2.36						\$20,449	\$22,247	\$26,890	\$35,460	\$42,371
25-1193	Recreation and Fitness Studies Teachers, Postsecondary	50	20.17		\$53,057	4.74						\$40,220	\$42,992	\$47,616	\$60,805	\$79,790
25-1194	Vocational Education Teachers, Postsecondary	1,210	23.71													
25-1199	Postsecondary Teachers, All Other				\$49,329	7.38						\$36,157	\$41,321	\$45,038	\$48,747	\$70,116
25-2011	Preschool Teachers, Except Special Education	2,810	6.52	\$14.82	\$30,834	5.10	\$9.37	\$11.45	\$13.41	\$16.40	\$22.11	\$19,481	\$23,821	\$27,887	\$34,105	\$45,980
25-2012	Kindergarten Teachers, Except Special Education	1,540	4.93		\$51,550	2.28						\$34,368	\$40,398	\$49,278	\$61,762	\$73,344
25-2021	Elementary School Teachers, Except Special Education	11,390	2.72		\$52,782	2.13						\$34,610	\$41,440	\$50,924	\$63,975	\$74,401
25-2022	Middle School Teachers, Except Special and Career/Technical Education	5,950	2.62		\$53,676	1.79						\$37,031	\$42,541	\$51,324	\$64,178	\$74,850
25-2023	Career/Technical Education Teachers, Middle School	20	0.09		\$60,629	2.12						\$43,145	\$50,848	\$60,028	\$70,875	\$81,262
25-2031	Secondary School Teachers, Except Special and Career/Technical Education	7,450	1.73		\$56,148	1.69						\$38,407	\$44,298	\$55,021	\$67,779	\$76,536
25-2032	Career/Technical Education Teachers, Secondary School	250	15.42		\$61,935	1.76						\$44,662	\$52,155	\$60,929	\$72,121	\$83,657
25-2041	Special Education Teachers, Preschool, Kindergarten, and Elementary School*	1,590	4.49		\$55,721	1.80						\$36,591	\$43,047	\$54,236	\$68,289	\$78,095
25-2053	Special Education Teachers, Middle School	840	2.09		\$55,672	1.86						\$37,054	\$43,456	\$55,059	\$68,090	\$75,475
25-2054	Special Education Teachers, Secondary School	990	1.63		\$58,907	2.10						\$39,088	\$45,871	\$59,044	\$71,101	\$81,489
25-3011	Adult Basic and Secondary Education and Literacy Teachers and Instructors	390	30.48	\$23.05	\$47,941	5.22	\$14.10	\$16.30	\$20.38	\$28.61	\$36.97	\$29,335	\$33,897	\$42,381	\$59,517	\$76,900
25-3021	Self-Enrichment Education Teachers	2,780	6.96	\$20.84	\$43,356	7.41	\$9.38	\$12.89	\$17.94	\$27.13	\$38.87	\$19,512	\$26,803	\$37,310	\$56,427	\$80,846
25-3999	Teachers and Instructors, All Other*	2,430	7.66		\$48,407	4.65						\$21,652	\$29,381	\$47,990	\$63,261	\$77,090
25-4011	Archivists	30	13.56	\$26.13	\$54,357	7.29	\$14.92	\$17.70	\$23.87	\$34.24	\$42.60	\$31,024	\$36,821	\$49,655	\$71,222	\$88,612
25-4012	Curators	90	12.27	\$26.01	\$54,103	2.91	\$14.00	\$19.77	\$24.33	\$32.40	\$39.59	\$29,110	\$41,124	\$50,609	\$67,397	\$82,351
25-4021	Librarians	1,150	2.17	\$31.04	\$64,573	3.98	\$17.49	\$21.96	\$28.69	\$38.88	\$50.17	\$36,387	\$45,673	\$59,682	\$80,860	\$104,349
25-4031	Library Technicians	780	4.27	\$16.44	\$34,196	2.13	\$11.02	\$13.17	\$16.17	\$19.18	\$22.40	\$22,929	\$27,396	\$33,625	\$39,893	\$46,589
25-9011	Audio-Visual and Multimedia Collections Specialists	20	35.59	\$18.51	\$38,493	5.29	\$8.21	\$9.36	\$18.36	\$25.32	\$28.22	\$17,084	\$19,464	\$38,188	\$52,669	\$58,694
25-9031	Instructional Coordinators	1,620	8.24	\$32.05	\$66,660	3.20	\$18.44	\$23.83	\$31.15	\$38.59	\$49.40	\$38,349	\$49,560	\$64,794	\$80,269	\$102,750
25-9041	Teacher Assistants	9,040	1.44		\$28,717	2.18						\$20,338	\$23,328	\$27,736	\$33,155	\$39,195
25-9099	Education, Training, and Library Workers, All Other	780	22.72	\$16.42	\$34,160	12.19	\$9.92	\$10.57	\$11.64	\$18.59	\$28.70	\$20,639	\$21,975	\$24,202	\$38,676	\$59,689
27-0000	Arts, Design, Entertainment, Sports, and Media Occupations	21,700	4.15	\$25.49	\$53,016	2.32	\$9.97	\$14.70	\$22.11	\$32.26	\$43.37	\$20,748	\$30,580	\$45,995	\$67,111	\$90,212
27-1011	Art Directors	340	15.71	\$37.45	\$77,889	4.72	\$20.91	\$26.61	\$37.44	\$46.48	\$55.82	\$43,490	\$55,343	\$77,875	\$96,681	\$116,112
27-1012	Craft Artists	20	19.60	\$15.90	\$33,078	6.79	\$8.62	\$12.18	\$15.95	\$19.30	\$23.50	\$17,935	\$25,325	\$33,169	\$40,136	\$48,879
27-1014	Multimedia Artists and Animators	170	22.85	\$28.04	\$58,328	7.13	\$18.62	\$21.04	\$26.37	\$34.89	\$41.63	\$38,725	\$43,762	\$54,841	\$72,581	\$86,588
27-1019	Artists and Related Workers, All Other	70	27.95	\$21.64	\$45,016	7.73	\$14.93	\$16.15	\$17.79	\$22.68	\$39.53	\$31,051	\$33,596	\$36,995	\$47,181	\$82,217
27-1021	Commercial and Industrial Designers	150	22.14	\$30.82	\$64,106	14.79	\$18.54	\$20.75	\$26.34	\$43.32	\$53.05	\$38,560	\$43,163	\$54,788	\$90,103	\$110,347
27-1022	Fashion Designers	60	26.37	\$31.86	\$66,266	12.64	\$14.87	\$19.27	\$25.50	\$35.90	\$56.11	\$30,939	\$40,081	\$53,031	\$74,662	\$116,719
27-1023	Floral Designers	470	16.04	\$13.33	\$27,724	3.94	\$8.43	\$10.06	\$12.97	\$15.87	\$18.43	\$17,541	\$20,917	\$26,971	\$33,011	\$38,325
27-1024	Graphic Designers	2,400	14.55	\$21.70	\$45,128	1.98	\$12.87	\$15.50	\$20.22	\$26.60	\$33.03	\$26,766	\$32,232	\$42,050	\$55,324	\$68,709

Occupational Code	Occupational Title	Employment Estimate	Employment Percentage Relative Standard Error	Average Hourly Wage	Average Annual Wage	Wage Percentage Relative Standard Error	10th Percentile (Hourly)	25th Percentile (Hourly)	50th Percentile (Hourly)	75th Percentile (Hourly)	90th Percentile (Hourly)	10th Percentile (Annual)	25th Percentile (Annual)	50th Percentile (Annual)	75th Percentile (Annual)	90th Percentile (Annual)
27-1025	Interior Designers	720	14.50	\$27.87	\$57,967	8.05	\$15.54	\$18.76	\$22.39	\$34.23	\$51.86	\$32,317	\$39,020	\$46,562	\$71,197	\$107,875
27-1026	Merchandise Displayers and Window Trimmers	1,040	21.43	\$12.43	\$25,845	2.78	\$8.62	\$10.26	\$12.50	\$14.11	\$15.73	\$17,937	\$21,341	\$25,999	\$29,344	\$32,727
27-1027	Set and Exhibit Designers	30	18.44	\$21.36	\$44,422	4.06	\$12.26	\$14.43	\$17.53	\$30.28	\$34.95	\$25,498	\$30,014	\$36,458	\$62,981	\$72,692
27-1029	Designers, All Other			\$11.04	\$22,967	17.01	\$7.75	\$8.30	\$9.22	\$13.74	\$15.89	\$16,113	\$17,263	\$19,180	\$28,583	\$33,055
27-2011	Actors	160	22.85	\$20.62		7.17	\$8.81	\$11.19	\$21.89	\$26.91	\$29.22					
27-2012	Producers and Directors	690	10.41	\$31.44	\$65,392	3.86	\$14.07	\$19.26	\$27.81	\$40.23	\$53.50	\$29,262	\$40,051	\$57,854	\$83,683	\$111,284
27-2021	Athletes and Sports Competitors	110	40.12													
27-2022	Coaches and Scouts	2,320	14.81		\$35,936	12.13						\$16,687	\$18,557	\$22,942	\$35,566	\$54,486
27-2023	Umpires, Referees, and Other Sports Officials	350	14.16		\$27,350	4.77						\$16,660	\$18,588	\$22,477	\$35,259	\$45,304
27-2031	Dancers	100	38.33													
27-2041	Music Directors and Composers			\$18.90	\$39,306	6.85	\$8.83	\$13.18	\$18.86	\$23.28	\$27.63	\$18,370	\$27,405	\$39,225	\$48,431	\$57,469
27-2042	Musicians and Singers	290	20.13	\$26.17		15.66	\$8.15	\$9.27	\$20.84	\$34.84	\$53.06					
27-2099	Entertainers and Performers, Sports and Related Workers, All Other	280	48.17	\$18.43		4.04	\$10.16	\$12.06	\$17.31	\$22.08	\$31.85					
27-3011	Radio and Television Announcers	380	24.63	\$23.18	\$48,223	13.36	\$8.27	\$9.46	\$13.43	\$27.10	\$46.07	\$17,211	\$19,674	\$27,928	\$56,374	\$95,821
27-3012	Public Address System and Other Announcers			\$27.93	\$58,105	4.97	\$9.07	\$23.82	\$28.20	\$34.28	\$40.06	\$18,872	\$49,548	\$58,649	\$71,307	\$83,334
27-3021	Broadcast News Analysts	60	23.28	\$54.54	\$113,436	11.79	\$19.83	\$26.07	\$40.65	\$72.30	\$41.240	\$54,230	\$84,550	\$150,389		
27-3022	Reporters and Correspondents	450	28.65	\$28.57	\$59,430	11.43	\$12.76	\$16.40	\$21.99	\$34.29	\$48.22	\$26,543	\$34,105	\$45,734	\$71,315	\$100,303
27-3031	Public Relations Specialists	4,650	6.95	\$30.64	\$63,721	1.93	\$16.19	\$20.55	\$28.44	\$37.66	\$48.33	\$33,677	\$42,747	\$59,161	\$78,342	\$100,529
27-3041	Editors	1,120	26.96	\$29.20	\$60,736	3.88	\$15.64	\$21.49	\$27.67	\$35.00	\$47.84	\$32,524	\$44,701	\$57,561	\$72,794	\$99,510
27-3042	Technical Writers			\$32.16	\$66,890	2.27	\$20.81	\$25.92	\$32.03	\$37.48	\$45.04	\$43,287	\$53,904	\$66,623	\$77,955	\$93,679
27-3043	Writers and Authors	310	21.09	\$37.26	\$77,496	11.13	\$15.45	\$19.44	\$31.61	\$40.69	\$55.91	\$32,139	\$40,431	\$65,758	\$84,641	\$116,290
27-3091	Interpreters and Translators	850	32.44	\$30.62	\$63,696	6.99	\$19.59	\$23.48	\$28.32	\$38.84	\$44.99	\$40,747	\$48,835	\$58,908	\$80,790	\$93,589
27-3099	Media and Communication Workers, All Other	160	22.29	\$23.84	\$49,588	3.93	\$14.93	\$18.12	\$22.03	\$28.35	\$36.08	\$31,060	\$37,682	\$45,831	\$58,973	\$75,045
27-4011	Audio and Video Equipment Technicians	780	21.18	\$20.91	\$43,489	4.87	\$11.31	\$14.03	\$19.32	\$25.99	\$33.59	\$23,526	\$29,175	\$40,193	\$54,061	\$69,866
27-4012	Broadcast Technicians	370	12.72	\$23.54	\$48,956	2.89	\$11.77	\$17.71	\$23.13	\$29.06	\$34.42	\$24,478	\$36,840	\$48,108	\$60,452	\$71,599
27-4014	Sound Engineering Technicians	140	21.83	\$15.75	\$32,758	8.46	\$7.98	\$8.76	\$12.42	\$20.29	\$30.08	\$16,605	\$18,231	\$25,831	\$42,200	\$62,570
27-4021	Photographers	570	23.93	\$22.15	\$46,070	6.87	\$9.18	\$16.68	\$22.00	\$27.52	\$34.67	\$19,086	\$34,688	\$45,752	\$57,252	\$72,103
27-4031	Camera Operators, Television, Video, and Motion Picture	220	21.65	\$27.28	\$56,747	4.41	\$17.06	\$22.95	\$27.00	\$32.68	\$36.88	\$35,477	\$47,742	\$56,158	\$67,984	\$76,717
27-4032	Film and Video Editors	260	10.60	\$23.24	\$48,344	5.69	\$12.25	\$16.39	\$21.18	\$28.10	\$38.60	\$25,474	\$34,101	\$44,052	\$58,439	\$80,286
27-4099	Media and Communication Equipment Workers, All Other	240	21.45	\$27.30	\$56,776	5.04	\$12.55	\$15.47	\$22.66	\$38.00	\$50.66	\$26,113	\$32,170	\$47,143	\$79,049	\$105,381
29-0000	Healthcare Practitioners and Technical Occupations	60,210	2.29	\$37.31	\$77,607	2.46	\$16.65	\$23.73	\$32.08	\$42.40	\$58.85	\$34,636	\$49,361	\$66,731	\$88,191	\$122,415
29-1011	Chiropractors	480	28.79	\$23.86	\$49,634	12.17	\$13.77	\$16.17	\$19.98	\$30.59	\$38.51	\$28,632	\$33,630	\$41,550	\$63,635	\$80,100
29-1021	Dentists, General	940	11.43	\$66.03	\$137,350	19.82	\$16.46	\$41.06	\$61.52	\$86.17		\$34,244	\$85,410	\$127,970	\$179,227	
29-1029	Dentists, All Other Specialists	10	0.08	\$63.03	\$131,104	15.17	\$23.21	\$23.22	\$75.01	\$85.38		\$48,284	\$48,294	\$156,010	\$177,585	
29-1031	Dietitians and Nutritionists	380	17.41	\$28.18	\$58,612	2.06	\$19.60	\$24.01	\$28.49	\$33.08	\$35.83	\$40,773	\$49,938	\$59,255	\$68,796	\$74,522
29-1041	Optometrists	390	29.63	\$46.89	\$97,528	9.63	\$24.85	\$29.05	\$41.91	\$50.92	\$69.45	\$51,696	\$60,427	\$87,178	\$105,922	\$144,446
29-1051	Pharmacists	2,470	5.54	\$53.84	\$111,983	2.43	\$37.80	\$49.63	\$55.40	\$63.10	\$69.43	\$78,623	\$103,223	\$115,225	\$131,248	\$144,412
29-1061	Anesthesiologists			\$124.35	\$258,651	15.34										
29-1062	Family and General Practitioners	1,060	26.53	\$101.00	\$210,076	12.28	\$45.85	\$68.66				\$95,378	\$142,810			
29-1063	Internists, General	180	47.64	\$67.02	\$139,397	4.15	\$25.60	\$44.03	\$75.22	\$85.31		\$53,246	\$91,590	\$156,467	\$177,439	
29-1064	Obstetricians and Gynecologists	280	33.88	\$92.90	\$193,224	11.47	\$60.21	\$73.73	\$86.61			\$125,237	\$153,355	\$180,138		
29-1065	Pediatricians, General	260	31.13	\$72.43	\$150,653	21.28	\$31.18	\$38.73	\$68.01			\$64,854	\$80,567	\$141,457		
29-1066	Psychiatrists	180	13.08	\$67.69	\$140,798	9.53	\$27.24	\$38.06	\$53.31			\$56,664	\$79,157	\$110,890		
29-1067	Surgeons	390	29.99	\$103.51	\$215,310	12.53	\$31.62	\$71.01				\$65,776	\$147,696			
29-1069	Physicians and Surgeons, All Other	2,050	17.08	\$88.59	\$184,265	11.16	\$33.31	\$48.35				\$69,276	\$100,562			
29-1071	Physician Assistants	910	13.82	\$41.05	\$85,390	2.78	\$26.63	\$34.29	\$41.81	\$48.98	\$55.94	\$55,399	\$71,329	\$86,955	\$101,877	\$116,351
29-1081	Podiatrists			\$103.21	\$214,686	27.22	\$23.85	\$74.75				\$49,618	\$155,483			
29-1111	Registered Nurses*	22,460	3.40	\$34.46	\$71,681	1.10	\$24.29	\$27.99	\$33.71	\$40.36	\$45.32	\$50,525	\$58,223	\$70,118	\$83,953	\$94,259
29-1122	Occupational Therapists	1,160	11.48	\$36.92	\$76,801	2.21	\$25.67	\$30.30	\$36.09	\$42.97	\$49.76	\$53,396	\$63,014	\$75,063	\$89,376	\$103,492
29-1123	Physical Therapists	1,690	7.56	\$34.46	\$71,669	2.73	\$24.16	\$28.20	\$33.33	\$40.10	\$49.25	\$50,250	\$58,662	\$69,327	\$83,399	\$102,433
29-1124	Radiation Therapists	90	12.08	\$43.21	\$89,868	1.56	\$32.81	\$37.29	\$42.82	\$49.16	\$55.74	\$68,238	\$77,565	\$89,065	\$103,910	\$115,946
29-1125	Recreational Therapists	130	28.73	\$18.99	\$39,508	5.58	\$12.36	\$15.47	\$18.51	\$22.42	\$26.97	\$25,715	\$32,175	\$38,502	\$46,634	\$56,091

Occupational Code	Occupational Title	Employment Estimate	Employment Percentage Relative Standard Error	Average Hourly Wage	Average Annual Wage	Wage Percentage Relative Standard Error	10th Percentile (Hourly)	25th Percentile (Hourly)	50th Percentile (Hourly)	75th Percentile (Hourly)	90th Percentile (Hourly)	10th Percentile (Annual)	25th Percentile (Annual)	50th Percentile (Annual)	75th Percentile (Annual)	90th Percentile (Annual)
29-1126	Respiratory Therapists	790	6.26	\$26.42	\$54,944	1.30	\$20.35	\$23.75	\$26.42	\$29.12	\$33.74	\$42,319	\$49,409	\$54,948	\$60,565	\$70,175
29-1127	Speech-Language Pathologists	1,170	5.11	\$41.60	\$86,537	2.37	\$28.00	\$32.87	\$41.10	\$50.88	\$56.88	\$58,246	\$68,379	\$85,480	\$105,822	\$118,311
29-1131	Veterinarians	660	13.18	\$43.25	\$89,965	7.36	\$13.99	\$30.66	\$41.04	\$49.87	\$69.77	\$29,090	\$63,763	\$85,370	\$103,723	\$145,120
29-1181	Audiologists	240	35.54	\$40.44	\$84,111	2.07	\$30.62	\$36.53	\$40.79	\$44.82	\$52.13	\$63,694	\$75,988	\$84,843	\$93,217	\$108,440
29-1199	Health Diagnosing and Treating Practitioners, All Other	260	35.39	\$30.20	\$62,817	10.57	\$15.72	\$20.69	\$31.54	\$35.54	\$43.91	\$32,688	\$43,026	\$65,605	\$73,924	\$91,335
29-2011	Medical and Clinical Laboratory Technologists	2,170	5.52	\$27.65	\$57,514	2.31	\$17.16	\$21.64	\$27.86	\$33.55	\$38.23	\$35,686	\$45,022	\$57,947	\$69,780	\$79,518
29-2012	Medical and Clinical Laboratory Technicians	1,110	8.29	\$20.60	\$42,856	2.84	\$13.16	\$15.44	\$18.40	\$24.04	\$30.79	\$27,371	\$32,105	\$38,279	\$50,011	\$64,033
29-2021	Dental Hygienists	1,940	16.00	\$37.34	\$77,661	3.69	\$26.59	\$35.13	\$39.73	\$43.01	\$44.97	\$55,313	\$73,061	\$82,643	\$89,451	\$93,535
29-2031	Cardiovascular Technologists and Technicians	280	28.35	\$26.76	\$55,658	2.67	\$17.21	\$20.45	\$24.36	\$33.52	\$40.43	\$35,805	\$42,532	\$50,669	\$69,728	\$84,086
29-2032	Diagnostic Medical Sonographers	510	15.58	\$39.78	\$82,739	3.54	\$30.03	\$33.24	\$39.10	\$47.32	\$54.08	\$62,473	\$69,143	\$81,335	\$98,434	\$112,491
29-2033	Nuclear Medicine Technologists	140	18.54	\$38.16	\$79,371	2.55	\$30.00	\$34.10	\$39.20	\$43.27	\$45.94	\$62,394	\$70,938	\$81,529	\$90,008	\$95,559
29-2037	Radiologic Technologists and Technicians*	1,590	6.66	\$29.36	\$61,067	2.32	\$19.19	\$22.88	\$29.88	\$35.39	\$41.35	\$39,918	\$47,580	\$62,152	\$73,616	\$86,012
29-2041	Emergency Medical Technicians and Paramedics	1,540	16.51	\$21.94	\$45,639	3.30	\$10.80	\$13.85	\$21.77	\$30.27	\$34.31	\$22,469	\$28,810	\$45,289	\$62,969	\$71,355
29-2051	Dietetic Technicians	300	30.60	\$9.96	\$20,719	4.62	\$7.80	\$8.39	\$9.36	\$10.87	\$12.74	\$16,234	\$17,445	\$19,467	\$22,604	\$26,508
29-2052	Pharmacy Technicians	2,120	9.49	\$15.72	\$32,688	1.68	\$10.87	\$13.01	\$15.86	\$18.19	\$21.04	\$22,608	\$27,062	\$32,997	\$37,831	\$43,763
29-2053	Psychiatric Technicians	180	31.26	\$15.71	\$32,684	3.52	\$11.84	\$13.52	\$15.89	\$17.88	\$20.23	\$24,621	\$28,117	\$33,050	\$37,191	\$42,087
29-2055	Surgical Technologists	900	23.19	\$24.05	\$50,014	5.88	\$16.36	\$18.94	\$22.61	\$28.68	\$34.55	\$34,036	\$39,391	\$47,031	\$59,652	\$71,858
29-2056	Veterinary Technologists and Technicians	1,230	25.13	\$14.81	\$30,813	1.61	\$11.86	\$12.80	\$14.38	\$16.76	\$18.38	\$24,659	\$26,626	\$29,903	\$34,856	\$38,229
29-2061	Licensed Practical and Licensed Vocational Nurses	3,030	5.82	\$22.46	\$46,726	1.08	\$18.04	\$19.89	\$22.20	\$25.55	\$28.19	\$37,532	\$41,364	\$46,168	\$53,140	\$58,644
29-2071	Medical Records and Health Information Technicians	1,350	10.48	\$20.61	\$42,860	3.29	\$12.65	\$15.05	\$19.38	\$25.43	\$30.51	\$26,306	\$31,312	\$40,310	\$52,895	\$63,459
29-2081	Opticians, Dispensing	560	28.45	\$18.88	\$39,266	11.24	\$11.33	\$12.98	\$16.27	\$21.84	\$25.92	\$23,571	\$26,990	\$33,846	\$45,434	\$53,919
29-2091	Orthotists and Prosthetists	30	3.29	\$26.12	\$54,339	4.91	\$19.34	\$20.75	\$23.14	\$28.15	\$39.05	\$40,227	\$43,169	\$48,123	\$58,551	\$81,225
29-2799	Health Technologists and Technicians, All Other*	860	14.11	\$21.29	\$44,278	1.99	\$15.11	\$16.86	\$20.24	\$24.97	\$28.79	\$31,430	\$35,062	\$42,107	\$51,939	\$59,874
29-9011	Occupational Health and Safety Specialists	540	10.02	\$38.38	\$79,831	2.20	\$21.98	\$29.62	\$38.84	\$45.74	\$52.91	\$45,711	\$61,616	\$80,786	\$95,138	\$110,048
29-9012	Occupational Health and Safety Technicians			\$21.31	\$44,333	13.94	\$7.94	\$8.81	\$23.99	\$27.58	\$31.41	\$16,517	\$18,329	\$49,901	\$57,361	\$65,342
29-9091	Athletic Trainers	60	24.58		\$54,580	10.27						\$31,590	\$38,782	\$46,525	\$56,076	\$70,210
29-9799	Healthcare Practitioners and Technical Workers, All Other*	250	22.83	\$34.72	\$72,220	5.64	\$16.84	\$22.16	\$34.38	\$47.49	\$53.66	\$35,025	\$46,099	\$71,505	\$98,777	\$111,617
31-0000	Healthcare Support Occupations	29,710	4.00	\$14.50	\$30,152	2.39	\$9.40	\$11.04	\$13.74	\$17.23	\$20.99	\$19,543	\$22,969	\$28,586	\$35,841	\$43,655
31-1011	Home Health Aides	8,110	11.12	\$10.69	\$22,243	2.51	\$8.05	\$9.06	\$10.33	\$11.51	\$14.10	\$16,752	\$18,843	\$21,492	\$23,950	\$29,337
31-1012	Nursing Aides, Orderlies, and Attendants*	9,450	6.35	\$14.11	\$29,354	1.64	\$10.86	\$12.26	\$13.81	\$16.09	\$17.91	\$22,598	\$25,511	\$28,730	\$33,457	\$37,250
31-2011	Occupational Therapy Assistants			\$16.63	\$34,596	15.79	\$10.15	\$11.32	\$13.72	\$22.77	\$27.19	\$21,114	\$23,542	\$28,528	\$47,366	\$56,562
31-2021	Physical Therapist Assistants	170	18.99	\$21.99	\$45,741	2.79	\$16.03	\$19.20	\$22.28	\$25.68	\$27.88	\$33,334	\$39,943	\$46,349	\$53,414	\$57,999
31-2022	Physical Therapist Aides	390	35.13	\$14.21	\$29,555	3.57	\$11.56	\$12.48	\$13.75	\$15.52	\$18.41	\$24,051	\$25,959	\$28,593	\$32,292	\$38,291
31-9011	Massage Therapists	1,130	24.47	\$20.70	\$43,057	8.09	\$9.29	\$12.02	\$20.17	\$27.73	\$34.25	\$19,314	\$24,998	\$41,945	\$57,678	\$71,234
31-9091	Dental Assistants	3,240	11.44	\$19.51	\$40,576	4.26	\$14.59	\$16.68	\$19.66	\$22.23	\$25.47	\$30,356	\$34,702	\$40,898	\$46,231	\$52,972
31-9092	Medical Assistants	3,880	8.07	\$16.48	\$34,271	2.76	\$12.00	\$13.72	\$16.23	\$18.40	\$21.74	\$24,957	\$28,545	\$33,749	\$38,268	\$45,227
31-9093	Medical Equipment Preparers	280	6.01	\$16.32	\$33,952	2.43	\$11.93	\$13.52	\$15.96	\$18.34	\$21.76	\$24,813	\$28,117	\$33,198	\$38,150	\$45,263
31-9094	Medical Transcriptionists	680	18.77	\$15.66	\$32,566	3.89	\$10.28	\$12.19	\$15.48	\$18.63	\$21.79	\$21,380	\$25,359	\$32,200	\$38,755	\$45,328
31-9095	Pharmacy Aides	70	16.12	\$14.91	\$31,004	2.36	\$11.19	\$12.55	\$14.40	\$17.12	\$19.94	\$23,266	\$26,096	\$29,950	\$35,602	\$41,483
31-9096	Veterinary Assistants and Laboratory Animal Caretakers	390	45.71	\$10.11	\$21,023	6.06	\$7.82	\$8.46	\$9.63	\$11.20	\$13.91	\$16,265	\$17,596	\$20,024	\$23,306	\$28,942
31-9799	Healthcare Support Workers, All Other*	1,710	8.06	\$15.88	\$33,033	1.81	\$11.87	\$13.21	\$15.48	\$18.06	\$21.13	\$24,684	\$27,479	\$32,193	\$37,562	\$43,952
33-0000	Protective Service Occupations	29,100	3.65	\$21.02	\$43,711	4.74	\$8.84	\$11.13	\$17.97	\$30.30	\$36.89	\$18,380	\$23,160	\$37,369	\$63,018	\$76,725
33-1011	First-Line Supervisors of Correctional Officers	140	9.68	\$32.55	\$67,703	2.85	\$14.43	\$25.94	\$31.99	\$38.51	\$47.19	\$30,015	\$53,957	\$66,543	\$80,110	\$98,156
33-1012	First-Line Supervisors of Police and Detectives	730	1.62	\$46.02	\$95,715	1.21	\$37.56	\$40.50	\$44.38	\$51.59	\$57.84	\$78,129	\$84,230	\$92,310	\$107,310	\$120,298
33-1021	First-Line Supervisors of Fire Fighting and Prevention Workers	450	4.89	\$40.91	\$85,097	2.73	\$29.38	\$38.23	\$41.51	\$44.85	\$50.05	\$61,116	\$79,521	\$86,348	\$93,298	\$104,114
33-1099	First-Line Supervisors of Protective Service Workers, All Other	490	6.69	\$27.05	\$56,263	5.24	\$13.93	\$17.60	\$24.88	\$32.77	\$48.42	\$28,967	\$36,601	\$51,752	\$68,159	\$100,721
33-2011	Firefighters	2,280	6.00	\$29.37	\$61,099	2.04	\$15.15	\$24.86	\$31.62	\$35.34	\$39.84	\$31,508	\$51,699	\$65,763	\$73,508	\$82,876
33-2021	Fire Inspectors and Investigators			\$32.62	\$67,843	3.13	\$27.37	\$30.15	\$32.67	\$35.19	\$39.56	\$56,933	\$62,714	\$67,954	\$73,195	\$82,283



Occupational Code	Occupational Title	Employment Estimate	Employment Percentage Relative Standard Error	Average Hourly Wage	Average Annual Wage	Wage Percentage Relative Standard Error	10th Percentile (Hourly)	25th Percentile (Hourly)	50th Percentile (Hourly)	75th Percentile (Hourly)	90th Percentile (Hourly)	10th Percentile (Annual)	25th Percentile (Annual)	50th Percentile (Annual)	75th Percentile (Annual)	90th Percentile (Annual)
00-0000	All Occupations	1,200,710	0.48	\$24.20	\$50,333	1.02	\$8.90	\$12.05	\$18.86	\$30.20	\$45.07	\$18,522	\$25,058	\$39,231	\$62,808	\$93,737
11-0000	Management Occupations	53,780	1.71	\$57.61	\$119,831	0.90	\$26.82	\$37.15	\$51.61	\$70.03		\$55,786	\$77,279	\$107,346	\$145,663	
11-1011	Chief Executives	810	22.26	\$86.93	\$180,815	5.91	\$41.54	\$59.68	\$71.48			\$86,401	\$124,137	\$148,684		
11-1021	General and Operations Managers	23,610	2.35	\$62.34	\$129,668	1.41	\$26.95	\$36.21	\$53.35	\$79.55		\$56,046	\$75,322	\$110,977	\$165,456	
11-1031	Legislators	170	11.15	\$23.30	\$48,456	8.44	\$7.96	\$8.74	\$22.70	\$34.32	\$43.47	\$16,547	\$18,177	\$47,225	\$71,378	\$90,415
11-2011	Advertising and Promotions Managers	170	35.63	\$49.62	\$103,202	4.40	\$25.15	\$36.32	\$49.24	\$57.36	\$80.29	\$52,318	\$75,554	\$102,425	\$119,313	\$166,998
11-2021	Marketing Managers	1,220	5.23	\$61.53	\$127,977	1.90	\$34.53	\$46.66	\$57.91	\$72.57		\$71,819	\$97,046	\$120,450	\$150,942	
11-2022	Sales Managers	2,380	4.75	\$61.67	\$128,275	1.97	\$29.82	\$40.39	\$57.54	\$75.83		\$62,020	\$84,007	\$119,675	\$157,730	
11-2031	Public Relations and Fundraising Managers	400	7.05	\$56.90	\$118,362	2.56	\$34.11	\$41.29	\$51.29	\$68.36	\$86.92	\$70,944	\$85,884	\$106,675	\$142,179	\$180,786
11-3011	Administrative Services Managers	1,150	5.30	\$47.09	\$97,954	2.08	\$26.02	\$33.32	\$43.58	\$55.58	\$72.65	\$54,122	\$69,301	\$90,653	\$115,614	\$151,103
11-3021	Computer and Information Systems Managers	3,380	5.65	\$61.86	\$128,663	1.87	\$39.23	\$48.93	\$60.00	\$71.66	\$87.01	\$81,589	\$101,770	\$124,803	\$149,043	\$180,983
11-3031	Financial Managers	3,160	5.53	\$63.95	\$133,018	2.25	\$34.54	\$45.60	\$58.90	\$75.35		\$71,849	\$94,845	\$122,517	\$156,729	
11-3051	Industrial Production Managers	560	6.49	\$49.12	\$102,169	3.12	\$30.02	\$36.49	\$44.70	\$56.33	\$71.36	\$62,440	\$75,910	\$92,976	\$117,175	\$148,435
11-3061	Purchasing Managers	430	5.68	\$57.47	\$119,543	2.50	\$36.62	\$45.73	\$56.01	\$66.51	\$78.50	\$76,168	\$95,124	\$116,502	\$138,334	\$163,277
11-3071	Transportation, Storage, and Distribution Managers	650	7.72	\$45.31	\$94,241	2.62	\$27.90	\$32.99	\$41.29	\$54.06	\$68.71	\$58,023	\$68,619	\$85,881	\$112,453	\$142,926
11-3111	Compensation and Benefits Managers	120	8.96	\$56.43	\$117,376	3.66	\$30.20	\$41.15	\$54.15	\$68.50	\$84.84	\$62,825	\$85,585	\$112,634	\$142,480	\$176,466
11-3121	Human Resources Managers	630	5.52	\$59.98	\$124,763	2.78	\$34.23	\$43.78	\$54.72	\$69.61		\$71,190	\$91,056	\$113,811	\$144,796	
11-3131	Training and Development Managers	220	6.65	\$51.51	\$107,136	3.96	\$31.83	\$38.49	\$46.69	\$58.18	\$72.71	\$66,197	\$80,069	\$97,120	\$121,024	\$151,239
11-9021	Construction Managers	1,570	11.71	\$45.81	\$95,289	3.23	\$28.00	\$36.80	\$43.49	\$55.84	\$68.56	\$58,240	\$76,534	\$90,455	\$116,146	\$142,597
11-9031	Education Administrators, Preschool and Childcare Center/Program	320	38.14	\$19.75	\$41,074	3.92	\$14.54	\$16.30	\$18.72	\$21.62	\$23.56	\$30,247	\$33,913	\$38,936	\$44,974	\$49,005
11-9032	Education Administrators, Elementary and Secondary School	1,880	2.94		\$83,301	1.81						\$59,580	\$72,334	\$84,968	\$95,577	\$111,389
11-9033	Education Administrators, Postsecondary	860	14.95	\$49.89	\$103,773	5.10	\$26.19	\$32.69	\$42.68	\$59.64	\$84.62	\$54,473	\$67,997	\$88,773	\$124,061	\$176,009
11-9039	Education Administrators, All Other	100	22.12	\$43.32	\$90,097	4.09	\$22.50	\$38.54	\$42.97	\$48.93	\$59.21	\$46,800	\$80,154	\$89,377	\$101,781	\$123,148
11-9041	Architectural and Engineering Managers	1,660	11.55	\$66.28	\$137,872	2.14	\$45.01	\$54.17	\$63.87	\$73.74	\$89.40	\$93,627	\$112,669	\$132,855	\$153,383	\$185,948
11-9051	Food Service Managers	1,040	16.54	\$26.04	\$54,165	2.95	\$19.27	\$21.36	\$24.71	\$28.37	\$37.20	\$40,077	\$44,427	\$51,402	\$59,002	\$77,384
11-9071	Gaming Managers			\$36.26	\$75,416	13.01	\$22.11	\$25.05	\$28.81	\$39.56	\$55.07	\$45,982	\$52,107	\$59,931	\$82,288	\$114,537
11-9081	Lodging Managers	170	25.27	\$28.35	\$58,965	5.03	\$17.88	\$21.54	\$28.19	\$33.73	\$37.55	\$37,189	\$44,797	\$58,630	\$70,158	\$78,112
11-9111	Medical and Health Services Managers	1,450	7.06	\$51.60	\$107,332	2.68	\$30.90	\$39.13	\$48.64	\$60.24	\$76.07	\$64,269	\$81,386	\$101,165	\$125,309	\$158,222
11-9121	Natural Sciences Managers	530	9.41	\$59.30	\$123,353	2.39	\$42.43	\$49.26	\$56.54	\$68.46	\$74.76	\$88,251	\$102,453	\$117,609	\$142,397	\$155,500
11-9131	Postmasters and Mail Superintendents	60	0.04	\$34.57	\$71,915	1.25	\$24.25	\$27.32	\$32.43	\$44.16	\$47.92	\$50,430	\$56,816	\$67,444	\$91,858	\$99,663
11-9141	Property, Real Estate, and Community Association Managers	760	14.59	\$38.15	\$79,345	9.15	\$8.89	\$20.35	\$31.86	\$55.92	\$75.39	\$18,494	\$42,320	\$66,261	\$116,320	\$156,819
11-9151	Social and Community Service Managers	520	10.03	\$31.15	\$64,796	3.01	\$16.33	\$20.55	\$30.28	\$39.87	\$51.16	\$33,972	\$42,753	\$62,981	\$82,929	\$106,407
11-9161	Emergency Management Directors	60	23.89	\$36.66	\$76,259	5.53	\$26.27	\$30.40	\$35.91	\$42.37	\$48.62	\$54,634	\$63,226	\$74,692	\$88,136	\$101,127
11-9199	Managers, All Other	3,720	3.57	\$52.92	\$110,073	1.55	\$32.82	\$42.20	\$51.84	\$62.48	\$74.33	\$68,271	\$87,776	\$107,823	\$129,950	\$154,611
13-0000	Business and Financial Operations Occupations	92,300	1.51	\$34.47	\$71,702	0.90	\$18.03	\$23.37	\$31.35	\$42.06	\$54.12	\$37,501	\$48,613	\$65,198	\$87,486	\$112,560
13-1011	Agents and Business Managers of Artists, Performers, and Athletes	20	30.81	\$14.42	\$29,984	13.36	\$10.24	\$11.50	\$14.24	\$17.13	\$18.65	\$21,295	\$23,917	\$29,615	\$35,630	\$38,798
13-1021	Buyers and Purchasing Agents, Farm Products	40	29.19	\$39.95	\$83,099	10.50	\$23.94	\$31.13	\$35.01	\$44.68	\$68.51	\$49,793	\$64,744	\$72,830	\$92,944	\$142,500
13-1022	Wholesale and Retail Buyers, Except Farm Products	860	15.90	\$23.81	\$49,521	5.08	\$12.76	\$15.21	\$20.97	\$28.46	\$39.34	\$26,533	\$31,646	\$43,626	\$59,200	\$81,820
13-1023	Purchasing Agents, Except Wholesale, Retail, and Farm Products	3,610	6.05	\$32.99	\$68,626	5.71	\$18.75	\$22.87	\$29.63	\$39.65	\$47.84	\$38,999	\$47,577	\$61,624	\$82,479	\$99,511
13-1031	Claims Adjusters, Examiners, and Investigators	2,690	9.90	\$32.10	\$66,760	2.85	\$19.66	\$24.93	\$31.85	\$39.55	\$44.67	\$40,884	\$51,853	\$66,242	\$82,260	\$92,914
13-1032	Insurance Appraisers, Auto Damage	130	24.67	\$27.08	\$56,327	3.45	\$16.85	\$21.46	\$26.38	\$32.05	\$38.02	\$35,049	\$44,642	\$54,868	\$66,670	\$79,073
13-1041	Compliance Officers	2,360	6.55	\$32.90	\$68,433	2.13	\$19.52	\$24.49	\$31.82	\$39.61	\$49.23	\$40,610	\$50,932	\$66,194	\$82,389	\$102,396
13-1051	Cost Estimators	2,450	7.68	\$30.95	\$64,372	2.05	\$18.83	\$22.84	\$28.65	\$37.11	\$47.99	\$39,168	\$47,503	\$59,585	\$77,186	\$99,813
13-1078	Human Resources, Training, and Labor Relations Specialists, All Other*	4,850	5.12	\$32.65	\$67,906	1.51	\$16.79	\$22.77	\$31.05	\$41.43	\$51.21	\$34,922	\$47,363	\$64,580	\$86,165	\$106,523
13-1081	Logisticians	1,250	5.63	\$35.10	\$72,998	2.79	\$18.86	\$25.83	\$32.74	\$42.68	\$55.97	\$39,238	\$53,723	\$68,094	\$88,779	\$116,414
13-1111	Management Analysts	5,330	5.45	\$38.87	\$80,843	2.60	\$22.13	\$27.48	\$35.51	\$47.39	\$58.84	\$46,020	\$57,149	\$73,856	\$98,569	\$122,379
13-1121	Meeting, Convention, and Event Planners*	880	10.20	\$26.11	\$54,312	6.12	\$13.32	\$17.36	\$23.58	\$32.93	\$41.84	\$27,708	\$36,106	\$49,050	\$68,490	\$87,029

Occupational Code	Occupational Title	Employment Estimate	Employment-Percentage Relative Standard Error	Average Hourly Wage	Average Annual Wage	Wage Percentage Relative Standard Error	10th Percentile (Hourly)	25th Percentile (Hourly)	50th Percentile (Hourly)	75th Percentile (Hourly)	90th Percentile (Hourly)	10th Percentile (Annual)	25th Percentile (Annual)	50th Percentile (Annual)	75th Percentile (Annual)	90th Percentile (Annual)
00-0000	All Occupations	1,200,710	0.48	\$24.20	\$50,333	1.02	\$8.90	\$12.05	\$18.86	\$30.20	\$45.07	\$18,522	\$25,058	\$39,231	\$62,808	\$93,737
11-0000	Management Occupations	53,780	1.71	\$57.61	\$119,831	0.90	\$26.82	\$37.15	\$51.61	\$70.03		\$55,786	\$77,279	\$107,346	\$145,663	
11-1011	Chief Executives	810	22.26	\$86.93	\$180,815	5.91	\$41.54	\$59.68	\$71.48			\$86,401	\$124,137	\$148,684		
11-1021	General and Operations Managers	23,610	2.35	\$62.34	\$129,668	1.41	\$26.95	\$36.21	\$53.35	\$79.55		\$56,046	\$75,322	\$110,977	\$165,456	
11-1031	Legislators	170	11.15	\$23.30	\$48,456	8.44	\$7.96	\$8.74	\$22.70	\$34.32	\$43.47	\$16,547	\$18,177	\$47,225	\$71,378	\$90,415
11-2011	Advertising and Promotions Managers	170	35.63	\$49.62	\$103,202	4.40	\$25.15	\$36.32	\$49.24	\$57.36	\$80.29	\$52,318	\$75,554	\$102,425	\$119,313	\$166,998
11-2021	Marketing Managers	1,220	5.23	\$61.53	\$127,977	1.90	\$34.53	\$46.66	\$57.91	\$72.57		\$71,819	\$97,046	\$120,450	\$150,942	
11-2022	Sales Managers	2,380	4.75	\$61.67	\$128,275	1.97	\$29.82	\$40.39	\$57.54	\$75.83		\$62,020	\$84,007	\$119,675	\$157,730	
11-2031	Public Relations and Fundraising Managers	400	7.05	\$56.90	\$118,362	2.56	\$34.11	\$41.29	\$51.29	\$68.36	\$86.92	\$70,944	\$85,884	\$106,675	\$142,179	\$180,786
11-3011	Administrative Services Managers	1,150	5.30	\$47.09	\$97,954	2.08	\$26.02	\$33.32	\$43.58	\$55.58	\$72.65	\$54,122	\$69,301	\$90,653	\$115,614	\$151,103
11-3021	Computer and Information Systems Managers	3,380	5.65	\$61.86	\$128,663	1.87	\$39.23	\$48.93	\$60.00	\$71.66	\$87.01	\$81,589	\$101,770	\$124,803	\$149,043	\$180,983
11-3031	Financial Managers	3,160	5.53	\$63.95	\$133,018	2.25	\$34.54	\$45.60	\$58.90	\$75.35		\$71,849	\$94,845	\$122,517	\$156,729	
11-3051	Industrial Production Managers	560	6.49	\$49.12	\$102,169	3.12	\$30.02	\$36.49	\$44.70	\$56.33	\$71.36	\$62,440	\$75,910	\$92,976	\$117,175	\$148,435
11-3061	Purchasing Managers	430	5.68	\$57.47	\$119,543	2.50	\$36.62	\$45.73	\$56.01	\$66.51	\$78.50	\$76,168	\$95,124	\$116,502	\$138,334	\$163,277
11-3071	Transportation, Storage, and Distribution Managers	650	7.72	\$45.31	\$94,241	2.62	\$27.90	\$32.99	\$41.29	\$54.06	\$68.71	\$58,023	\$68,619	\$85,881	\$112,453	\$142,926
11-3111	Compensation and Benefits Managers	120	8.96	\$56.43	\$117,376	3.66	\$30.20	\$41.15	\$54.15	\$68.50	\$84.84	\$62,825	\$85,585	\$112,634	\$142,480	\$176,466
11-3121	Human Resources Managers	630	5.52	\$59.98	\$124,763	2.78	\$34.23	\$43.78	\$54.72	\$69.61		\$71,190	\$91,056	\$113,811	\$144,796	
11-3131	Training and Development Managers	220	6.65	\$51.51	\$107,136	3.96	\$31.83	\$38.49	\$46.69	\$58.18	\$72.71	\$66,197	\$80,069	\$97,120	\$121,024	\$151,239
11-9021	Construction Managers	1,570	11.71	\$45.81	\$95,289	3.23	\$28.00	\$36.80	\$43.49	\$55.84	\$68.56	\$58,240	\$76,534	\$90,455	\$116,146	\$142,597
11-9031	Education Administrators, Preschool and Childcare Center/Program	320	38.14	\$19.75	\$41,074	3.92	\$14.54	\$16.30	\$18.72	\$21.62	\$23.56	\$30,247	\$33,913	\$38,936	\$44,974	\$49,005
11-9032	Education Administrators, Elementary and Secondary School	1,880	2.94		\$83,301	1.81						\$59,580	\$72,334	\$84,968	\$95,577	\$111,389
11-9033	Education Administrators, Postsecondary	860	14.95	\$49.89	\$103,773	5.10	\$26.19	\$32.69	\$42.68	\$59.64	\$84.62	\$54,473	\$67,997	\$88,773	\$124,061	\$176,009
11-9039	Education Administrators, All Other	100	22.12	\$43.32	\$90,097	4.09	\$22.50	\$38.54	\$42.97	\$48.93	\$59.21	\$46,800	\$80,154	\$89,377	\$101,781	\$123,148
11-9041	Architectural and Engineering Managers	1,660	11.55	\$66.28	\$137,872	2.14	\$45.01	\$54.17	\$63.87	\$73.74	\$89.40	\$93,627	\$112,669	\$132,855	\$153,383	\$185,948
11-9051	Food Service Managers	1,040	16.54	\$26.04	\$54,165	2.95	\$19.27	\$21.36	\$24.71	\$28.37	\$37.20	\$40,077	\$44,427	\$51,402	\$59,002	\$77,384
11-9071	Gaming Managers			\$36.26	\$75,416	13.01	\$22.11	\$25.05	\$28.81	\$39.56	\$55.07	\$45,982	\$52,107	\$59,931	\$82,288	\$114,537
11-9081	Lodging Managers	170	25.27	\$28.35	\$58,965	5.03	\$17.88	\$21.54	\$28.19	\$33.73	\$37.55	\$37,189	\$44,797	\$58,630	\$70,158	\$78,112
11-9111	Medical and Health Services Managers	1,450	7.06	\$51.60	\$107,332	2.68	\$30.90	\$39.13	\$48.64	\$60.24	\$76.07	\$64,269	\$81,386	\$101,165	\$125,309	\$158,222
11-9121	Natural Sciences Managers	530	9.41	\$59.30	\$123,353	2.39	\$42.43	\$49.26	\$56.54	\$68.46	\$74.76	\$88,251	\$102,453	\$117,609	\$142,397	\$155,500
11-9131	Postmasters and Mail Superintendents	60	0.04	\$34.57	\$71,915	1.25	\$24.25	\$27.32	\$32.43	\$44.16	\$47.92	\$50,430	\$56,816	\$67,444	\$91,858	\$99,663
11-9141	Property, Real Estate, and Community Association Managers	760	14.59	\$38.15	\$79,345	9.15	\$8.89	\$20.35	\$31.86	\$55.92	\$75.39	\$18,494	\$42,320	\$66,261	\$116,320	\$156,819
11-9151	Social and Community Service Managers	520	10.03	\$31.15	\$64,796	3.01	\$16.33	\$20.55	\$30.28	\$39.87	\$51.16	\$33,972	\$42,753	\$62,981	\$82,929	\$106,407
11-9161	Emergency Management Directors	60	23.89	\$36.66	\$76,259	5.53	\$26.27	\$30.40	\$35.91	\$42.37	\$48.62	\$54,634	\$63,226	\$74,692	\$88,136	\$101,127
11-9199	Managers, All Other	3,720	3.57	\$52.92	\$110,073	1.55	\$32.82	\$42.20	\$51.84	\$62.48	\$74.33	\$68,271	\$87,776	\$107,823	\$129,950	\$154,611
13-0000	Business and Financial Operations Occupations	92,300	1.51	\$34.47	\$71,702	0.90	\$18.03	\$23.37	\$31.35	\$42.06	\$54.12	\$37,501	\$48,613	\$65,198	\$87,486	\$112,560
13-1011	Agents and Business Managers of Artists, Performers, and Athletes	20	30.81	\$14.42	\$29,984	13.36	\$10.24	\$11.50	\$14.24	\$17.13	\$18.65	\$21,295	\$23,917	\$29,615	\$35,630	\$38,798
13-1021	Buyers and Purchasing Agents, Farm Products	40	29.19	\$39.95	\$83,099	10.50	\$23.94	\$31.13	\$35.01	\$44.68	\$68.51	\$49,793	\$64,744	\$72,830	\$92,944	\$142,500
13-1022	Wholesale and Retail Buyers, Except Farm Products	860	15.90	\$23.81	\$49,521	5.08	\$12.76	\$15.21	\$20.97	\$28.46	\$39.34	\$26,533	\$31,646	\$43,626	\$59,200	\$81,820
13-1023	Purchasing Agents, Except Wholesale, Retail, and Farm Products	3,610	6.05	\$32.99	\$68,626	5.71	\$18.75	\$22.87	\$29.63	\$39.65	\$47.84	\$38,999	\$47,577	\$61,624	\$82,479	\$99,511
13-1031	Claims Adjusters, Examiners, and Investigators	2,690	9.90	\$32.10	\$66,760	2.85	\$19.66	\$24.93	\$31.85	\$39.55	\$44.67	\$40,884	\$51,853	\$66,242	\$82,260	\$92,914
13-1032	Insurance Appraisers, Auto Damage	130	24.67	\$27.08	\$56,327	3.45	\$16.85	\$21.46	\$26.38	\$32.05	\$38.02	\$35,049	\$44,642	\$54,868	\$66,670	\$79,073
13-1041	Compliance Officers	2,360	6.55	\$32.90	\$68,433	2.13	\$19.52	\$24.49	\$31.82	\$39.61	\$49.23	\$40,610	\$50,932	\$66,194	\$82,389	\$102,396
13-1051	Cost Estimators	2,450	7.68	\$30.95	\$64,372	2.05	\$18.83	\$22.84	\$28.65	\$37.11	\$47.99	\$39,168	\$47,503	\$59,585	\$77,186	\$99,813
13-1078	Human Resources, Training, and Labor Relations Specialists, All Other*	4,850	5.12	\$32.65	\$67,906	1.51	\$16.79	\$22.77	\$31.05	\$41.43	\$51.21	\$34,922	\$47,363	\$64,580	\$86,165	\$106,523
13-1081	Logisticians	1,250	5.63	\$35.10	\$72,998	2.79	\$18.86	\$25.83	\$32.74	\$42.68	\$55.97	\$39,238	\$53,723	\$68,094	\$88,779	\$116,414
13-1111	Management Analysts	5,330	5.45	\$38.87	\$80,843	2.60	\$22.13	\$27.48	\$35.51	\$47.39	\$58.84	\$46,020	\$57,149	\$73,856	\$98,569	\$122,379
13-1121	Meeting, Convention, and Event Planners*	880	10.20	\$26.11	\$54,312	6.12	\$13.32	\$17.36	\$23.58	\$32.93	\$41.84	\$27,708	\$36,106	\$49,050	\$68,490	\$87,029

Occupational Code	Occupational Title	Employment Estimate	Employment Percentage Relative Standard Error	Average Hourly Wage	Average Annual Wage	Wage Percentage Relative Standard Error	10th Percentile (Hourly)	25th Percentile (Hourly)	50th Percentile (Hourly)	75th Percentile (Hourly)	90th Percentile (Hourly)	10th Percentile (Annual)	25th Percentile (Annual)	50th Percentile (Annual)	75th Percentile (Annual)	90th Percentile (Annual)
43-3011	Bill and Account Collectors	3,200	7.91	\$17.88	\$37,197	1.97	\$12.04	\$14.67	\$17.29	\$20.93	\$24.89	\$25,039	\$30,521	\$35,969	\$43,542	\$51,767
43-3021	Billing and Posting Clerks	3,410	9.91	\$17.72	\$36,849	2.07	\$12.26	\$15.14	\$17.24	\$20.49	\$24.70	\$25,503	\$31,498	\$35,857	\$42,621	\$51,377
43-3031	Bookkeeping, Accounting, and Auditing Clerks	17,760	4.04	\$17.91	\$37,247	1.30	\$9.38	\$13.64	\$17.29	\$21.88	\$26.93	\$19,501	\$28,373	\$35,958	\$45,501	\$56,016
43-3041	Gaming Cage Workers	220	16.86	\$14.70	\$30,573	1.74	\$11.97	\$12.77	\$14.11	\$16.56	\$18.62	\$24,891	\$26,564	\$29,354	\$34,439	\$38,719
43-3051	Payroll and Timekeeping Clerks	1,410	6.94	\$20.94	\$43,564	1.90	\$14.77	\$17.57	\$20.87	\$24.50	\$27.83	\$30,724	\$36,536	\$43,403	\$50,963	\$57,878
43-3061	Procurement Clerks	660	5.37	\$22.76	\$47,341	3.71	\$15.45	\$19.15	\$22.80	\$27.02	\$30.66	\$32,138	\$39,825	\$47,433	\$56,199	\$63,780
43-3071	Tellers	4,110	6.30	\$13.57	\$28,216	3.49	\$10.04	\$10.92	\$12.68	\$14.85	\$18.52	\$20,892	\$22,713	\$26,368	\$30,878	\$38,523
43-4011	Brokerage Clerks	830	21.00	\$21.32	\$44,350	4.67	\$13.49	\$16.25	\$20.59	\$25.41	\$31.35	\$28,069	\$33,801	\$42,825	\$52,843	\$65,215
43-4021	Correspondence Clerks	120	35.71	\$20.13	\$41,873	3.84	\$13.37	\$15.48	\$19.78	\$25.00	\$28.04	\$27,816	\$32,200	\$41,151	\$52,007	\$58,319
43-4031	Court, Municipal, and License Clerks	2,440	1.62	\$18.48	\$38,434	1.28	\$10.55	\$13.00	\$17.35	\$22.31	\$30.05	\$21,949	\$27,042	\$36,082	\$46,415	\$62,497
43-4041	Credit Authorizers, Checkers, and Clerks	310	46.43	\$20.43	\$42,493	2.68	\$14.11	\$16.91	\$20.58	\$23.58	\$27.59	\$29,349	\$35,167	\$42,816	\$49,040	\$57,387
43-4051	Customer Service Representatives	26,340	5.76	\$17.05	\$35,471	1.77	\$10.29	\$12.71	\$15.88	\$20.32	\$25.23	\$21,397	\$26,446	\$33,034	\$42,257	\$52,474
43-4061	Eligibility Interviewers, Government Programs	1,380	1.38	\$22.36	\$46,506	1.52	\$16.47	\$19.63	\$22.17	\$25.43	\$28.12	\$34,264	\$40,830	\$46,110	\$52,898	\$58,500
43-4071	File Clerks	1,100	7.33	\$15.95	\$33,185	1.85	\$9.91	\$12.07	\$15.47	\$18.89	\$22.96	\$20,608	\$25,106	\$32,174	\$39,300	\$47,756
43-4081	Hotel, Motel, and Resort Desk Clerks	1,400	10.61	\$11.28	\$23,464	4.22	\$8.11	\$9.09	\$11.07	\$13.17	\$14.45	\$16,859	\$18,906	\$23,015	\$27,388	\$30,062
43-4111	Interviewers, Except Eligibility and Loan	1,730	5.97	\$16.38	\$34,064	4.30	\$9.09	\$13.01	\$16.21	\$19.51	\$23.12	\$18,913	\$27,057	\$33,719	\$40,585	\$48,093
43-4121	Library Assistants, Clerical	310	7.99	\$12.67	\$26,362	3.76	\$8.77	\$10.22	\$11.83	\$15.14	\$17.63	\$18,246	\$21,257	\$24,599	\$31,495	\$36,681
43-4131	Loan Interviewers and Clerks	1,230	26.36	\$21.86	\$45,475	3.14	\$15.21	\$17.58	\$21.27	\$26.08	\$30.29	\$31,631	\$36,565	\$44,242	\$54,247	\$63,007
43-4141	New Accounts Clerks	320	32.92	\$16.05	\$33,379	4.75	\$12.34	\$13.38	\$15.12	\$18.08	\$22.08	\$25,661	\$27,830	\$31,452	\$37,606	\$45,931
43-4151	Order Clerks	1,510	22.93	\$16.40	\$34,117	3.91	\$10.11	\$12.33	\$15.53	\$19.54	\$25.21	\$21,034	\$25,641	\$32,293	\$40,639	\$52,434
43-4161	Human Resources Assistants, Except Payroll and Timekeeping	1,250	2.59	\$20.23	\$42,074	1.09	\$14.49	\$16.84	\$20.20	\$23.35	\$27.16	\$30,134	\$35,027	\$42,023	\$48,571	\$56,500
43-4171	Receptionists and Information Clerks	10,170	5.73	\$14.05	\$29,220	1.87	\$8.61	\$10.74	\$13.84	\$16.96	\$19.66	\$17,914	\$22,336	\$28,787	\$35,281	\$40,900
43-4181	Reservation and Transportation Ticket Agents and Travel Clerks	2,100	4.75	\$15.64	\$32,528	4.51	\$10.28	\$11.49	\$14.10	\$20.09	\$22.58	\$21,374	\$23,900	\$29,325	\$41,790	\$46,958
43-4199	Information and Record Clerks, All Other	3,800	7.87	\$19.53	\$40,618	1.41	\$12.87	\$15.63	\$18.62	\$22.69	\$27.03	\$26,767	\$32,506	\$38,719	\$47,191	\$56,228
43-5011	Cargo and Freight Agents			\$20.95	\$43,576	14.11	\$8.96	\$15.29	\$20.41	\$29.39	\$33.74	\$18,641	\$31,795	\$42,446	\$61,127	\$70,177
43-5021	Couriers and Messengers	890	25.48	\$16.68	\$34,704	5.90	\$10.45	\$12.73	\$15.69	\$19.41	\$25.78	\$21,731	\$26,477	\$32,635	\$40,378	\$53,630
43-5031	Police, Fire, and Ambulance Dispatchers	880	17.83	\$22.68	\$47,180	1.23	\$17.16	\$19.84	\$22.28	\$25.82	\$28.43	\$35,699	\$41,269	\$46,344	\$53,701	\$59,136
43-5032	Dispatchers, Except Police, Fire, and Ambulance	1,510	11.80	\$21.37	\$44,454	4.71	\$12.02	\$15.69	\$21.28	\$26.78	\$32.15	\$25,005	\$32,633	\$44,263	\$55,709	\$66,862
43-5041	Meter Readers, Utilities	120	13.33	\$23.29	\$48,449	2.87	\$11.78	\$17.91	\$24.51	\$28.70	\$33.16	\$24,502	\$37,260	\$50,972	\$59,702	\$68,963
43-5051	Postal Service Clerks	500	0.00	\$25.44	\$52,911	2.33	\$25.52	\$25.52	\$25.53	\$25.53	\$25.53	\$53,082	\$53,086	\$53,092	\$53,099	\$53,105
43-5052	Postal Service Mail Carriers	2,460	0.00	\$25.63	\$53,309	1.98	\$21.67	\$25.50	\$26.69	\$26.70	\$27.05	\$45,064	\$53,030	\$55,520	\$55,530	\$56,254
43-5053	Postal Service Mail Sorters, Processors, and Processing Machine Operators	1,870	0.00	\$24.22	\$50,370	3.43	\$23.21	\$25.00	\$25.51	\$25.53	\$25.53	\$48,281	\$52,004	\$53,060	\$53,093	\$53,101
43-5061	Production, Planning, and Expediting Clerks	2,110	9.23	\$23.99	\$49,891	1.97	\$15.24	\$18.26	\$24.00	\$28.44	\$34.27	\$31,696	\$37,975	\$49,927	\$59,151	\$71,277
43-5071	Shipping, Receiving, and Traffic Clerks	4,890	6.46	\$15.41	\$32,058	1.24	\$9.89	\$11.99	\$14.35	\$18.27	\$22.46	\$20,575	\$24,942	\$29,846	\$38,009	\$46,726
43-5081	Stock Clerks and Order Fillers	16,260	4.22	\$12.71	\$26,433	1.93	\$8.12	\$9.16	\$11.32	\$15.46	\$18.99	\$16,887	\$19,048	\$23,541	\$32,163	\$39,499
43-5111	Weighers, Measurers, Checkers, and Samplers, Recordkeeping	390	24.99	\$14.55	\$30,262	6.46	\$8.95	\$10.26	\$12.28	\$18.29	\$22.91	\$18,609	\$21,335	\$25,553	\$38,038	\$47,645
43-6011	Executive Secretaries and Executive Administrative Assistants	11,620	3.70	\$24.76	\$51,507	1.57	\$16.56	\$19.27	\$23.71	\$28.94	\$35.34	\$34,442	\$40,077	\$49,320	\$60,201	\$73,504
43-6012	Legal Secretaries	2,170	12.40	\$25.71	\$53,482	2.67	\$18.12	\$23.62	\$26.36	\$29.13	\$33.28	\$37,696	\$49,136	\$54,834	\$60,590	\$69,223
43-6013	Medical Secretaries	3,060	9.48	\$17.19	\$35,746	2.13	\$12.67	\$14.67	\$16.83	\$19.43	\$22.68	\$26,359	\$30,512	\$35,006	\$40,410	\$47,182
43-6014	Secretaries and Administrative Assistants, Except Legal, Medical, and Executive	28,910	2.53	\$17.43	\$36,262	0.71	\$11.40	\$13.89	\$17.16	\$21.01	\$24.46	\$23,705	\$28,889	\$35,683	\$43,699	\$50,884
43-9011	Computer Operators	420	12.02	\$21.10	\$43,897	2.25	\$14.66	\$17.29	\$20.78	\$24.90	\$28.58	\$30,503	\$35,958	\$43,215	\$51,795	\$59,456
43-9021	Data Entry Keyers	1,760	11.58	\$15.49	\$32,213	2.29	\$10.17	\$12.46	\$15.61	\$17.73	\$21.39	\$21,148	\$25,919	\$32,464	\$36,869	\$44,487
43-9022	Word Processors and Typists	350	15.92	\$18.54	\$38,556	2.65	\$12.87	\$15.17	\$18.03	\$21.54	\$25.37	\$26,766	\$31,547	\$37,496	\$44,813	\$52,774
43-9031	Desktop Publishers	200	38.27	\$19.42	\$40,388	6.50	\$11.60	\$14.80	\$17.56	\$23.51	\$27.57	\$24,120	\$30,786	\$36,526	\$48,895	\$57,351
43-9041	Insurance Claims and Policy Processing Clerks	1,800	17.42	\$20.09	\$41,778	1.98	\$15.26	\$16.87	\$19.54	\$22.92	\$26.95	\$31,749	\$35,085	\$40,640	\$47,676	\$56,066
43-9051	Mail Clerks and Mail Machine Operators, Except Postal Service	880	18.66	\$15.60	\$32,447	2.19	\$10.06	\$12.84	\$15.72	\$18.21	\$21.17	\$20,923	\$26,703	\$32,704	\$37,887	\$44,029
43-9061	Office Clerks, General	13,180	4.48	\$16.09	\$33,475	1.98	\$9.75	\$12.08	\$14.91	\$18.54	\$24.08	\$20,271	\$25,118	\$31,006	\$38,566	\$50,088
43-9071	Office Machine Operators, Except Computer	830	11.83	\$14.34	\$29,822	1.65	\$10.90	\$12.41	\$13.79	\$15.79	\$18.42	\$22,662	\$25,808	\$28,688	\$32,844	\$38,307
43-9081	Proofreaders and Copy Markers	50	44.68	\$18.04	\$37,531	9.28	\$10.89	\$13.26	\$19.54	\$21.96	\$23.41	\$22,647	\$27,584	\$40,647	\$45,673	\$48,685

Occupational Code	Occupational Title	Employment Estimate	Employment Percentage Relative Standard Error	Average Hourly Wage	Average Annual Wage	Wage Percentage Relative Standard Error	10th Percentile (Hourly)	25th Percentile (Hourly)	50th Percentile (Hourly)	75th Percentile (Hourly)	90th Percentile (Hourly)	10th Percentile (Annual)	25th Percentile (Annual)	50th Percentile (Annual)	75th Percentile (Annual)	90th Percentile (Annual)
43-9111	Statistical Assistants	90	18.50	\$22.41	\$46,623	3.03	\$17.24	\$19.53	\$22.13	\$25.63	\$28.00	\$35,851	\$40,631	\$46,031	\$53,320	\$58,239
43-9799	Office and Administrative Support Workers, All Other*	1,270	10.52	\$16.23	\$33,762	2.16	\$9.79	\$12.80	\$15.26	\$19.11	\$23.25	\$20,354	\$26,624	\$31,750	\$39,742	\$48,367
45-0000	Farming, Fishing, and Forestry Occupations	1,170	23.51	\$12.53	\$26,053	3.69	\$8.20	\$9.33	\$11.68	\$13.96	\$17.85	\$17,065	\$19,409	\$24,305	\$29,033	\$37,133
45-1011	First-Line Supervisors of Farming, Fishing, and Forestry Workers	50	25.29	\$23.24	\$48,339	6.00	\$11.76	\$17.18	\$24.29	\$27.93	\$33.25	\$24,465	\$35,741	\$50,532	\$58,094	\$69,151
45-2092	Farmworkers and Laborers, Crop, Nursery, and Greenhouse	930	28.98	\$11.32	\$23,540	3.32	\$8.17	\$9.27	\$11.28	\$13.20	\$14.36	\$16,992	\$19,272	\$23,456	\$27,454	\$29,877
45-2093	Farmworkers, Farm, Ranch, and Aquacultural Animals	100	40.48	\$12.17	\$25,323	14.09	\$7.93	\$8.63	\$10.84	\$16.07	\$17.64	\$16,503	\$17,942	\$22,555	\$33,429	\$36,701
47-0000	Construction and Extraction Occupations	49,990	2.59	\$20.61	\$42,868	1.17	\$12.03	\$14.96	\$18.90	\$25.15	\$32.15	\$25,031	\$31,111	\$39,308	\$52,302	\$66,866
47-1011	First-Line Supervisors of Construction Trades and Extraction Workers	5,130	4.33	\$31.76	\$66,052	1.46	\$19.90	\$24.71	\$30.84	\$37.44	\$45.53	\$41,402	\$51,399	\$64,154	\$77,880	\$94,699
47-2011	Boilermakers			\$27.78	\$57,786	6.39	\$20.36	\$23.00	\$26.35	\$32.29	\$39.45	\$42,346	\$47,834	\$54,805	\$67,171	\$82,062
47-2021	Brickmasons and Blockmasons	570	26.72	\$21.72	\$45,173	9.22	\$12.94	\$15.23	\$23.40	\$27.10	\$29.39	\$26,925	\$31,688	\$48,671	\$56,371	\$61,124
47-2022	Stonemasons			\$15.76	\$32,776	6.76	\$12.24	\$12.83	\$13.82	\$14.80	\$26.16	\$25,450	\$26,689	\$28,755	\$30,792	\$54,414
47-2031	Carpenters	6,050	10.80	\$19.07	\$39,658	3.85	\$12.11	\$14.03	\$18.78	\$23.27	\$27.51	\$25,196	\$29,173	\$39,062	\$48,400	\$57,215
47-2041	Carpet Installers			\$23.59	\$49,058	6.15	\$16.36	\$20.68	\$24.64	\$27.18	\$28.71	\$34,038	\$43,014	\$51,254	\$56,540	\$59,712
47-2044	Tile and Marble Setters	280	39.29	\$17.26	\$35,898	11.58	\$8.45	\$11.95	\$16.39	\$22.22	\$27.57	\$17,582	\$24,860	\$34,098	\$46,216	\$57,344
47-2051	Cement Masons and Concrete Finishers	2,210	14.92	\$17.51	\$36,418	2.19	\$12.34	\$14.69	\$17.07	\$20.16	\$22.76	\$25,677	\$30,548	\$35,507	\$41,925	\$47,342
47-2061	Construction Laborers	8,130	7.52	\$14.65	\$30,463	2.01	\$8.81	\$11.51	\$14.44	\$17.22	\$19.98	\$18,334	\$23,930	\$30,033	\$35,819	\$41,558
47-2071	Paving, Surfacing, and Tamping Equipment Operators	350	19.95	\$16.80	\$34,943	6.40	\$10.43	\$12.47	\$16.78	\$20.78	\$22.91	\$21,690	\$25,935	\$34,906	\$43,233	\$47,659
47-2073	Operating Engineers and Other Construction Equipment Operators	2,570	9.99	\$21.25	\$44,190	1.61	\$15.73	\$18.06	\$20.93	\$24.06	\$27.69	\$32,721	\$37,557	\$43,536	\$50,046	\$57,592
47-2081	Drywall and Ceiling Tile Installers	1,250	10.18	\$17.17	\$35,714	4.29	\$10.57	\$14.67	\$16.95	\$19.95	\$22.77	\$21,986	\$30,515	\$35,253	\$41,495	\$47,366
47-2082	Tapers	260	25.39	\$19.56	\$40,693	4.74	\$13.30	\$16.16	\$19.09	\$22.05	\$25.91	\$27,660	\$33,607	\$39,699	\$45,857	\$53,899
47-2111	Electricians	6,480	8.75	\$23.49	\$48,861	1.90	\$14.52	\$17.75	\$23.69	\$28.84	\$33.68	\$30,204	\$36,923	\$49,282	\$59,986	\$70,045
47-2121	Glaziers	440	34.44	\$22.22	\$46,221	11.13	\$13.25	\$16.08	\$20.82	\$29.55	\$33.69	\$27,557	\$33,455	\$43,295	\$61,457	\$70,079
47-2131	Insulation Workers, Floor, Ceiling, and Wall	330	36.02	\$15.02	\$31,235	3.97	\$10.53	\$12.32	\$13.83	\$16.21	\$21.17	\$21,905	\$25,623	\$28,763	\$33,718	\$44,025
47-2132	Insulation Workers, Mechanical	250	38.50	\$18.03	\$37,506	3.79	\$12.29	\$13.75	\$16.52	\$21.25	\$27.05	\$25,562	\$28,610	\$34,357	\$44,199	\$56,256
47-2141	Painters, Construction and Maintenance	1,650	6.04	\$18.75	\$38,996	4.01	\$13.72	\$16.23	\$19.27	\$21.59	\$22.99	\$28,544	\$33,769	\$40,092	\$44,911	\$47,813
47-2151	Pipelayers	800	31.70	\$17.23	\$35,847	5.32	\$12.59	\$13.81	\$16.39	\$19.97	\$23.13	\$26,184	\$28,730	\$34,090	\$41,544	\$48,118
47-2152	Plumbers, Pipefitters, and Steamfitters	3,040	13.86	\$23.41	\$48,691	3.64	\$15.00	\$18.02	\$23.17	\$28.05	\$33.46	\$31,210	\$37,471	\$48,187	\$58,338	\$69,589
47-2161	Plasterers and Stucco Masons	210	37.71	\$14.01	\$29,138	7.76	\$10.11	\$11.14	\$13.27	\$16.07	\$17.98	\$21,029	\$23,181	\$27,593	\$33,429	\$37,400
47-2181	Roofers	1,140	6.50	\$17.12	\$35,603	3.35	\$12.11	\$14.24	\$16.90	\$20.03	\$22.66	\$25,190	\$29,612	\$35,148	\$41,663	\$47,139
47-2211	Sheet Metal Workers	1,200	22.84	\$23.24	\$48,332	7.44	\$14.10	\$17.24	\$21.67	\$30.46	\$34.52	\$29,318	\$35,859	\$45,075	\$63,352	\$71,807
47-2221	Structural Iron and Steel Workers	370	33.75	\$20.14	\$41,886	3.56	\$15.08	\$16.29	\$18.30	\$22.53	\$28.27	\$31,376	\$33,883	\$38,064	\$46,865	\$58,793
47-3011	Helpers--Brickmasons, Blockmasons, Stonemasons, and Tile and Marble Setters			\$12.76	\$26,549	14.48	\$8.07	\$8.94	\$13.11	\$15.84	\$17.70	\$16,783	\$18,593	\$27,279	\$32,937	\$36,821
47-3012	Helpers--Carpenters	70	26.67	\$16.88	\$35,112	6.44	\$11.63	\$14.36	\$16.66	\$18.53	\$23.86	\$24,200	\$29,864	\$34,662	\$38,540	\$49,637
47-3013	Helpers--Electricians	210	24.75	\$14.62	\$30,413	2.95	\$10.23	\$12.10	\$14.12	\$17.00	\$20.01	\$21,281	\$25,171	\$29,375	\$35,370	\$41,619
47-3015	Helpers--Pipelayers, Plumbers, Pipefitters, and Steamfitters	280	44.48	\$16.11	\$33,518	2.40	\$12.71	\$14.75	\$16.25	\$17.73	\$18.65	\$26,437	\$30,677	\$33,804	\$36,884	\$38,792
47-3016	Helpers--Roofers	300	36.80	\$13.76	\$28,616	4.79	\$10.81	\$12.11	\$13.40	\$14.86	\$17.69	\$22,489	\$25,184	\$27,881	\$30,899	\$36,793
47-3019	Helpers, Construction Trades, All Other	60	46.02	\$14.97	\$31,133	6.72	\$10.20	\$12.03	\$15.92	\$17.32	\$18.16	\$21,211	\$25,030	\$33,121	\$36,029	\$37,774
47-4011	Construction and Building Inspectors	780	12.46	\$31.96	\$66,481	4.11	\$22.19	\$25.47	\$30.17	\$35.68	\$44.18	\$46,155	\$52,988	\$62,745	\$74,206	\$91,889
47-4021	Elevator Installers and Repairers			\$33.84	\$70,385	6.44	\$17.66	\$29.03	\$36.95	\$41.18	\$43.72	\$36,723	\$60,378	\$76,864	\$85,657	\$90,936
47-4041	Hazardous Materials Removal Workers	790	13.68	\$18.63	\$38,753	2.14	\$14.03	\$15.96	\$18.45	\$21.38	\$23.09	\$29,172	\$33,205	\$38,386	\$44,465	\$48,017
47-4051	Highway Maintenance Workers	850	2.42	\$20.72	\$43,102	1.72	\$16.33	\$18.77	\$20.66	\$22.67	\$25.34	\$33,975	\$39,047	\$42,964	\$47,148	\$52,700
47-4071	Septic Tank Servicers and Sewer Pipe Cleaners	310	38.30	\$17.47	\$36,346	6.92	\$10.81	\$13.83	\$16.95	\$21.41	\$25.76	\$22,475	\$28,760	\$35,256	\$44,538	\$53,574
47-4799	Construction and Related Workers, All Other*	350	37.85	\$15.93	\$33,139	9.06	\$10.26	\$11.92	\$16.17	\$17.82	\$20.96	\$21,347	\$24,792	\$33,630	\$37,065	\$43,605
47-5012	Rotary Drill Operators, Oil and Gas	340	48.66	\$27.16	\$56,486	5.14	\$15.98	\$17.77	\$27.25	\$34.70	\$41.32	\$33,237	\$36,961	\$56,674	\$72,178	\$85,955
47-5013	Service Unit Operators, Oil, Gas, and Mining	400	33.96	\$21.25	\$44,196	9.88	\$12.50	\$15.29	\$17.81	\$23.23	\$28.95	\$26,002	\$31,801	\$37,048	\$48,329	\$60,218
47-5021	Earth Drillers, Except Oil and Gas			\$17.99	\$37,422	2.54	\$14.89	\$15.94	\$17.69	\$20.24	\$22.20	\$30,965	\$33,154	\$36,802	\$42,090	\$46,186
47-5041	Continuous Mining Machine Operators	110	14.79	\$23.28	\$48,432	3.49	\$19.37	\$20.80	\$23.19	\$26.25	\$28.09	\$40,289	\$43,268	\$48,233	\$54,599	\$58,420
47-5071	Roustabouts, Oil and Gas	960	46.75	\$17.70	\$36,806	4.44	\$11.80	\$14.15	\$16.84	\$20.06	\$24.28	\$24,551	\$29,426	\$35,027	\$41,728	\$50,497

Occupational Code	Occupational Title	Employment Estimate	Employment Percentage Relative Standard Error	Average Hourly Wage	Average Annual Wage	Wage Percentage Relative Standard Error	10th Percentile (Hourly)	25th Percentile (Hourly)	50th Percentile (Hourly)	75th Percentile (Hourly)	90th Percentile (Hourly)	10th Percentile (Annual)	25th Percentile (Annual)	50th Percentile (Annual)	75th Percentile (Annual)	90th Percentile (Annual)
47-5081	Helpers--Extraction Workers			\$17.50	\$36,409	6.88	\$14.53	\$15.46	\$16.74	\$18.02	\$24.63	\$30,231	\$32,162	\$34,821	\$37,480	\$51,221
49-0000	Installation, Maintenance, and Repair Occupations	45,460	3.14	\$21.96	\$45,668	1.00	\$11.24	\$15.23	\$21.10	\$28.11	\$34.17	\$23,381	\$31,678	\$43,880	\$58,465	\$71,074
49-1011	First-Line Supervisors of Mechanics, Installers, and Repairers	3,340	5.29	\$32.09	\$66,751	1.69	\$19.99	\$24.81	\$31.02	\$37.84	\$45.12	\$41,570	\$51,605	\$64,523	\$78,697	\$93,853
49-2011	Computer, Automated Teller, and Office Machine Repairers	1,240	14.42	\$18.75	\$39,008	3.85	\$11.56	\$13.41	\$17.30	\$23.28	\$28.74	\$24,049	\$27,903	\$35,984	\$48,413	\$59,771
49-2021	Radio, Cellular, and Tower Equipment Installers and Repairs	140	45.12	\$25.70	\$53,449	3.12	\$15.94	\$22.70	\$26.64	\$30.77	\$34.44	\$33,163	\$47,218	\$55,405	\$63,994	\$71,625
49-2022	Telecommunications Equipment Installers and Repairers, Except Line Installers	2,690	12.19	\$29.89	\$62,168	2.13	\$21.90	\$26.56	\$30.99	\$34.09	\$35.95	\$45,559	\$55,247	\$64,463	\$70,916	\$74,767
49-2091	Avionics Technicians	210	33.00	\$23.93	\$49,766	6.64	\$13.42	\$16.92	\$25.13	\$30.56	\$34.01	\$27,904	\$35,186	\$52,271	\$63,565	\$70,732
49-2092	Electric Motor, Power Tool, and Related Repairers			\$14.34	\$29,822	12.82	\$9.79	\$10.53	\$14.88	\$17.25	\$19.36	\$20,368	\$21,909	\$30,941	\$35,890	\$40,274
49-2093	Electrical and Electronics Installers and Repairers, Transportation Equipment			\$23.74	\$49,381	3.71	\$15.32	\$18.64	\$24.89	\$27.89	\$31.52	\$31,862	\$38,779	\$51,777	\$58,005	\$65,564
49-2094	Electrical and Electronics Repairers, Commercial and Industrial Equipment	560	13.20	\$26.99	\$56,136	3.89	\$16.99	\$22.46	\$27.60	\$32.43	\$35.93	\$35,342	\$46,707	\$57,399	\$67,460	\$74,728
49-2095	Electrical and Electronics Repairers, Powerhouse, Substation, and Relay	220	14.10	\$30.51	\$63,452	3.29	\$23.02	\$26.50	\$31.32	\$35.06	\$37.72	\$47,881	\$55,111	\$65,139	\$72,920	\$78,454
49-2096	Electronic Equipment Installers and Repairers, Motor Vehicles	160	35.51	\$16.02	\$33,312	4.45	\$11.05	\$13.21	\$16.01	\$18.93	\$21.69	\$22,985	\$27,470	\$33,291	\$39,373	\$45,111
49-2097	Electronic Home Entertainment Equipment Installers and Repairers			\$17.47	\$36,334	6.22	\$10.77	\$13.38	\$18.23	\$21.10	\$22.68	\$22,411	\$27,830	\$37,929	\$43,878	\$47,180
49-2098	Security and Fire Alarm Systems Installers	550	24.93	\$21.43	\$44,567	5.35	\$13.64	\$16.56	\$20.58	\$25.83	\$32.20	\$28,381	\$34,451	\$42,805	\$53,718	\$66,973
49-3011	Aircraft Mechanics and Service Technicians	1,220	21.14	\$28.59	\$59,464	3.26	\$16.76	\$23.92	\$29.59	\$33.77	\$36.38	\$34,860	\$49,749	\$61,549	\$70,243	\$75,660
49-3021	Automotive Body and Related Repairers	1,560	14.67	\$17.70	\$36,825	9.15	\$8.10	\$9.13	\$15.51	\$23.32	\$32.25	\$16,855	\$18,998	\$32,267	\$48,505	\$67,084
49-3022	Automotive Glass Installers and Repairers			\$17.48	\$36,355	12.67	\$12.67	\$13.94	\$18.69	\$20.85	\$22.15	\$26,362	\$28,991	\$38,866	\$43,372	\$46,074
49-3023	Automotive Service Technicians and Mechanics	5,460	9.30	\$19.46	\$40,468	2.71	\$10.52	\$13.91	\$17.94	\$24.51	\$29.94	\$21,872	\$28,923	\$37,309	\$50,976	\$62,284
49-3031	Bus and Truck Mechanics and Diesel Engine Specialists	2,440	10.20	\$22.22	\$46,226	1.86	\$15.34	\$18.23	\$21.77	\$26.40	\$30.62	\$31,903	\$37,917	\$45,285	\$54,918	\$63,697
49-3041	Farm Equipment Mechanics and Service Technicians			\$19.40	\$40,361	2.76	\$15.40	\$17.59	\$19.90	\$21.70	\$22.79	\$32,032	\$36,578	\$41,387	\$45,141	\$47,394
49-3042	Mobile Heavy Equipment Mechanics, Except Engines	1,340	13.53	\$24.52	\$51,004	1.45	\$18.85	\$21.00	\$24.55	\$27.94	\$31.53	\$39,215	\$43,676	\$51,061	\$58,115	\$65,576
49-3043	Rail Car Repairers	140	27.35	\$20.80	\$43,272	6.04	\$13.30	\$15.98	\$19.49	\$26.52	\$28.57	\$27,655	\$33,235	\$40,533	\$55,159	\$59,423
49-3051	Motorboat Mechanics and Service Technicians			\$14.14	\$29,405	21.56	\$9.73	\$10.23	\$11.05	\$20.04	\$22.99	\$20,237	\$21,271	\$22,994	\$41,690	\$47,814
49-3052	Motorcycle Mechanics			\$19.73	\$41,036	7.04	\$11.20	\$13.08	\$19.24	\$25.84	\$29.31	\$23,305	\$27,202	\$40,009	\$53,752	\$60,972
49-3053	Outdoor Power Equipment and Other Small Engine Mechanics	230	26.46	\$17.99	\$37,414	4.30	\$13.67	\$15.41	\$17.03	\$20.23	\$25.74	\$28,435	\$32,051	\$35,423	\$42,079	\$53,544
49-3091	Bicycle Repairers			\$12.29	\$25,570	3.17	\$9.83	\$10.80	\$12.26	\$13.69	\$14.58	\$20,446	\$22,471	\$25,510	\$28,476	\$30,323
49-3092	Recreational Vehicle Service Technicians			\$23.26	\$48,384	14.07	\$11.96	\$13.78	\$24.42	\$31.20	\$34.53	\$24,879	\$28,657	\$50,800	\$64,904	\$71,826
49-3093	Tire Repairers and Changers	1,190	10.33	\$12.79	\$26,607	5.32	\$8.79	\$10.07	\$11.73	\$14.04	\$18.11	\$18,285	\$20,943	\$24,397	\$29,196	\$37,679
49-9012	Control and Valve Installers and Repairers, Except Mechanical Door	610	18.86	\$26.33	\$54,774	6.97	\$13.06	\$17.80	\$29.98	\$33.90	\$36.28	\$27,174	\$37,027	\$62,364	\$70,516	\$75,457
49-9021	Heating, Air Conditioning, and Refrigeration Mechanics and Installers	2,000	15.06	\$22.72	\$47,253	7.24	\$11.33	\$16.39	\$23.06	\$28.63	\$34.09	\$23,575	\$34,099	\$47,963	\$59,559	\$70,898
49-9031	Home Appliance Repairers	280	35.26	\$18.42	\$38,321	9.36	\$11.71	\$15.15	\$17.05	\$21.05	\$27.65	\$24,363	\$31,519	\$35,460	\$43,793	\$57,507
49-9041	Industrial Machinery Mechanics	2,050	10.27	\$24.06	\$50,045	1.93	\$16.41	\$19.56	\$23.27	\$28.96	\$33.72	\$34,132	\$40,687	\$48,409	\$60,233	\$70,130
49-9043	Maintenance Workers, Machinery	500	13.65	\$24.22	\$50,386	4.93	\$15.59	\$20.64	\$25.41	\$28.16	\$30.81	\$32,430	\$42,939	\$52,849	\$58,576	\$64,087
49-9044	Millwrights			\$24.30	\$50,549	2.72	\$15.91	\$20.91	\$25.38	\$28.00	\$29.61	\$33,099	\$43,483	\$52,784	\$58,249	\$61,592
49-9051	Electrical Power-Line Installers and Repairers	860	22.84	\$31.67	\$65,870	3.10	\$20.73	\$28.06	\$33.15	\$36.69	\$41.37	\$43,115	\$58,356	\$68,949	\$76,306	\$86,058
49-9052	Telecommunications Line Installers and Repairers			\$24.81	\$51,609	7.51	\$14.82	\$18.06	\$25.04	\$32.24	\$34.92	\$30,817	\$37,563	\$52,078	\$67,063	\$72,641
49-9062	Medical Equipment Repairers	450	21.24	\$21.49	\$44,704	4.43	\$14.91	\$16.54	\$20.16	\$26.37	\$31.23	\$31,020	\$34,394	\$41,930	\$54,856	\$64,957
49-9069	Precision Instrument and Equipment Repairers, All Other	30	8.69	\$30.55	\$63,539	3.62	\$21.66	\$29.08	\$31.74	\$34.53	\$36.40	\$45,052	\$60,494	\$66,027	\$71,818	\$75,703
49-9071	Maintenance and Repair Workers, General	10,620	5.01	\$18.33	\$38,119	1.40	\$10.46	\$13.25	\$17.23	\$22.54	\$28.15	\$21,751	\$27,570	\$35,843	\$46,891	\$58,556

Occupational Code	Occupational Title	Employment Estimate	Employment Percentage Relative Standard Error	Average Hourly Wage	Average Annual Wage	Wage Percentage Relative Standard Error	10th Percentile (Hourly)	25th Percentile (Hourly)	50th Percentile (Hourly)	75th Percentile (Hourly)	90th Percentile (Hourly)	10th Percentile (Annual)	25th Percentile (Annual)	50th Percentile (Annual)	75th Percentile (Annual)	90th Percentile (Annual)
49-9091	Coin, Vending, and Amusement Machine Servicers and Repairers	290	20.50	\$16.67	\$34,670	3.48	\$11.97	\$13.95	\$16.66	\$19.43	\$22.09	\$24,899	\$29,018	\$34,647	\$40,421	\$45,941
49-9094	Locksmiths and Safe Repairers	280	21.78	\$18.88	\$39,261	9.34	\$8.12	\$9.26	\$19.77	\$24.96	\$28.35	\$16,894	\$19,271	\$41,120	\$51,925	\$58,972
49-9098	Helpers--Installation, Maintenance, and Repair Workers	460	11.46	\$15.33	\$31,893	3.11	\$9.51	\$12.38	\$15.08	\$17.52	\$21.84	\$19,786	\$25,749	\$31,371	\$36,446	\$45,420
49-9799	Installation, Maintenance, and Repair Workers, All Other*	1,460	20.40	\$18.85	\$39,207	5.36	\$10.26	\$13.01	\$18.55	\$24.71	\$27.83	\$21,344	\$27,069	\$38,588	\$51,406	\$57,886
51-0000	Production Occupations	45,810	3.24	\$17.36	\$36,118	1.33	\$9.18	\$11.56	\$15.65	\$21.48	\$28.41	\$19,090	\$24,047	\$32,547	\$44,689	\$59,098
51-1011	First-Line Supervisors of Production and Operating Workers	2,870	4.99	\$28.87	\$60,045	1.37	\$17.20	\$22.00	\$27.76	\$34.72	\$43.13	\$35,769	\$45,770	\$57,750	\$72,213	\$89,701
51-2011	Aircraft Structure, Surfaces, Rigging, and Systems Assemblers	70	42.29	\$20.92	\$43,518	7.95	\$14.84	\$16.58	\$19.45	\$22.61	\$32.66	\$30,865	\$34,478	\$40,456	\$47,038	\$67,926
51-2022	Electrical and Electronic Equipment Assemblers	1,570	19.98	\$14.99	\$31,182	3.04	\$8.89	\$11.00	\$13.91	\$17.27	\$22.30	\$18,486	\$22,884	\$28,938	\$35,917	\$46,384
51-2023	Electromechanical Equipment Assemblers	740	11.65	\$16.54	\$34,404	3.74	\$14.34	\$15.40	\$16.61	\$17.82	\$19.00	\$29,825	\$32,036	\$34,550	\$37,064	\$39,525
51-2031	Engine and Other Machine Assemblers			\$23.70	\$49,302	5.41	\$14.78	\$16.64	\$21.20	\$30.36	\$37.13	\$30,748	\$34,615	\$44,095	\$63,139	\$77,222
51-2041	Structural Metal Fabricators and Fitters	550	14.91	\$19.34	\$40,220	5.01	\$12.85	\$15.23	\$18.45	\$21.98	\$29.88	\$26,724	\$31,673	\$38,385	\$45,709	\$62,149
51-2092	Team Assemblers	3,220	11.21	\$13.69	\$28,481	2.73	\$8.58	\$10.33	\$12.95	\$16.20	\$19.58	\$17,850	\$21,483	\$26,943	\$33,700	\$40,728
51-2099	Assemblers and Fabricators, All Other	1,240	18.61	\$13.73	\$28,551	2.17	\$9.99	\$11.43	\$13.16	\$15.11	\$18.11	\$20,789	\$23,779	\$27,371	\$31,421	\$37,675
51-3011	Bakers	1,430	14.10	\$12.21	\$25,403	3.62	\$8.14	\$9.26	\$11.73	\$14.10	\$18.04	\$16,923	\$19,267	\$24,394	\$29,322	\$37,517
51-3021	Butchers and Meat Cutters	1,530	19.91	\$14.47	\$30,103	4.49	\$8.65	\$10.25	\$14.11	\$18.63	\$21.56	\$18,002	\$21,316	\$29,350	\$38,747	\$44,852
51-3022	Meat, Poultry, and Fish Cutters and Trimmers	210	40.24	\$11.61	\$24,154	3.83	\$9.65	\$10.20	\$11.12	\$12.62	\$14.45	\$20,074	\$21,216	\$23,119	\$26,248	\$30,061
51-3023	Slaughters and Meat Packers	570	33.61	\$12.79	\$26,608	4.61	\$8.43	\$9.73	\$11.47	\$15.75	\$17.85	\$17,525	\$20,238	\$23,852	\$32,757	\$37,131
51-3091	Food and Tobacco Roasting, Baking, and Drying Machine Operators and Tenders	90	39.50	\$16.61	\$34,554	10.16	\$9.80	\$13.21	\$18.15	\$20.46	\$21.91	\$20,383	\$27,470	\$37,745	\$42,556	\$45,563
51-3092	Food Batchmakers	790	18.08	\$13.10	\$27,253	4.70	\$8.05	\$9.01	\$12.83	\$15.49	\$19.29	\$16,738	\$18,746	\$26,688	\$32,209	\$40,114
51-3093	Food Cooking Machine Operators and Tenders	130	16.47	\$13.58	\$28,249	4.96	\$8.88	\$10.38	\$12.60	\$16.86	\$20.47	\$18,474	\$21,586	\$26,209	\$35,069	\$42,577
51-4011	Computer-Controlled Machine Tool Operators, Metal and Plastic	510	25.29	\$20.16	\$41,933	7.25	\$12.37	\$15.04	\$19.88	\$25.72	\$28.09	\$25,738	\$31,276	\$41,347	\$53,493	\$58,437
51-4012	Computer Numerically Controlled Machine Tool Programmers, Metal and Plastic	60	41.94	\$21.14	\$43,980	7.45	\$11.21	\$13.27	\$21.36	\$27.70	\$33.18	\$23,323	\$27,594	\$44,435	\$57,619	\$69,008
51-4021	Extruding and Drawing Machine Setters, Operators, and Tenders, Metal and Plastic	240	27.39	\$14.95	\$31,092	5.92	\$9.65	\$12.18	\$14.41	\$17.06	\$19.26	\$20,072	\$25,344	\$29,965	\$35,480	\$40,066
51-4022	Forging Machine Setters, Operators, and Tenders, Metal and Plastic	190	26.02	\$19.07	\$39,671	12.01	\$11.20	\$14.50	\$20.52	\$22.98	\$25.50	\$23,295	\$30,159	\$42,674	\$47,807	\$53,037
51-4031	Cutting, Punching, and Press Machine Setters, Operators, and Tenders, Metal and Plastic	610	16.77	\$17.16	\$35,701	3.70	\$11.17	\$13.14	\$16.35	\$20.93	\$25.59	\$23,243	\$27,329	\$34,000	\$43,540	\$53,236
51-4033	Grinding, Lapping, Polishing, and Buffing Machine Tool Setters, Operators, and Tenders, Metal and Plastic	220	28.01	\$14.83	\$30,843	3.88	\$10.12	\$11.70	\$14.16	\$17.22	\$20.45	\$21,044	\$24,331	\$29,451	\$35,809	\$42,536
51-4034	Lathe and Turning Machine Tool Setters, Operators, and Tenders, Metal and Plastic			\$21.77	\$45,274	3.41	\$12.35	\$16.85	\$21.15	\$26.33	\$31.36	\$25,695	\$35,056	\$44,000	\$54,772	\$65,232
51-4035	Milling and Planing Machine Setters, Operators, and Tenders, Metal and Plastic			\$16.46	\$34,232	3.36	\$10.49	\$12.53	\$16.51	\$20.08	\$22.39	\$21,811	\$26,067	\$34,343	\$41,771	\$46,575
51-4041	Machinists	1,970	12.90	\$19.61	\$40,783	2.62	\$11.88	\$14.64	\$19.34	\$23.51	\$28.63	\$24,714	\$30,447	\$40,230	\$48,904	\$59,540
51-4052	Pourers and Casters, Metal			\$14.87	\$30,935	6.39	\$12.24	\$12.98	\$14.21	\$16.15	\$18.37	\$25,449	\$26,990	\$29,558	\$33,589	\$38,199
51-4072	Molding, Coremaking, and Casting Machine Setters, Operators, and Tenders, Metal and Plastic	460	31.85	\$12.68	\$26,380	6.45	\$7.96	\$8.84	\$11.06	\$15.16	\$20.96	\$16,559	\$18,397	\$22,997	\$31,528	\$43,599
51-4081	Multiple Machine Tool Setters, Operators, and Tenders, Metal and Plastic	500	11.56	\$18.77	\$39,033	8.58	\$10.29	\$12.47	\$19.05	\$24.48	\$27.21	\$21,409	\$25,942	\$39,616	\$50,917	\$56,601
51-4111	Tool and Die Makers	150	33.60	\$23.01	\$47,866	3.69	\$16.16	\$19.04	\$22.25	\$27.38	\$31.77	\$33,619	\$39,594	\$46,286	\$56,943	\$66,089
51-4121	Welders, Cutters, Solderers, and Brazers	1,330	13.76	\$19.15	\$39,830	2.33	\$13.19	\$15.53	\$18.08	\$22.32	\$27.22	\$27,432	\$32,293	\$37,613	\$46,428	\$56,609
51-4122	Welding, Soldering, and Brazing Machine Setters, Operators, and Tenders	140	38.94													
51-4191	Heat Treating Equipment Setters, Operators, and Tenders, Metal and Plastic			\$19.31	\$40,160	6.56	\$11.77	\$13.04	\$17.39	\$24.67	\$29.80	\$24,487	\$27,120	\$36,173	\$51,310	\$61,990
51-4193	Plating and Coating Machine Setters, Operators, and Tenders, Metal and Plastic	140	21.68	\$12.73	\$26,472	8.96	\$8.08	\$8.97	\$12.00	\$14.28	\$20.19	\$16,802	\$18,664	\$24,957	\$29,708	\$41,997

Occupational Code	Occupational Title	Employment Estimate	Employment Percentage Relative Standard Error	Average Hourly Wage	Average Annual Wage	Wage Percentage Relative Standard Error	10th Percentile (Hourly)	25th Percentile (Hourly)	50th Percentile (Hourly)	75th Percentile (Hourly)	90th Percentile (Hourly)	10th Percentile (Annual)	25th Percentile (Annual)	50th Percentile (Annual)	75th Percentile (Annual)	90th Percentile (Annual)
51-4199	Metal Workers and Plastic Workers, All Other	60	44.54	\$19.24	\$40,020	7.53	\$11.85	\$14.44	\$18.99	\$24.47	\$28.00	\$24,650	\$30,025	\$39,499	\$50,906	\$58,250
51-5111	Prepress Technicians and Workers	340	22.83	\$18.40	\$38,280	4.34	\$12.29	\$15.42	\$18.60	\$21.43	\$23.19	\$25,566	\$32,074	\$38,678	\$44,574	\$48,244
51-5112	Printing Press Operators	1,420	8.56	\$17.55	\$36,508	2.84	\$11.59	\$13.77	\$16.85	\$21.09	\$25.18	\$24,110	\$28,647	\$35,047	\$43,873	\$52,373
51-5113	Print Binding and Finishing Workers	840	26.25													
51-6011	Laundry and Dry-Cleaning Workers	2,180	13.26	\$10.49	\$21,811	2.27	\$8.10	\$9.13	\$10.37	\$11.57	\$13.53	\$16,850	\$18,984	\$21,577	\$24,062	\$28,142
51-6021	Pressers, Textile, Garment, and Related Materials			\$12.21	\$25,392	7.41	\$9.53	\$10.09	\$11.01	\$15.33	\$17.22	\$19,832	\$20,990	\$22,911	\$31,896	\$35,821
51-6031	Sewing Machine Operators	880	16.62	\$12.30	\$25,579	3.87	\$8.17	\$9.39	\$12.05	\$14.42	\$17.41	\$16,985	\$19,524	\$25,074	\$29,995	\$36,206
51-6051	Sewers, Hand			\$13.49	\$28,051	2.79	\$10.20	\$11.19	\$13.28	\$15.79	\$17.64	\$21,215	\$23,266	\$27,627	\$32,846	\$36,691
51-6052	Tailors, Dressmakers, and Custom Sewers			\$12.65	\$26,311	8.06	\$8.54	\$10.09	\$12.23	\$14.25	\$17.63	\$17,759	\$20,982	\$25,434	\$29,642	\$36,672
51-6062	Textile Cutting Machine Setters, Operators, and Tenders	150	44.83	\$13.70	\$28,499	6.59	\$8.67	\$10.33	\$14.26	\$16.96	\$18.29	\$18,030	\$21,486	\$29,670	\$35,267	\$38,046
51-6092	Fabric and Apparel Patternmakers	30	48.44	\$19.90	\$41,394	6.89	\$11.65	\$13.73	\$20.29	\$24.63	\$29.25	\$24,240	\$28,550	\$42,202	\$51,222	\$60,834
51-6093	Upholsterers			\$14.49	\$30,145	3.83	\$12.03	\$12.75	\$13.96	\$15.96	\$18.39	\$25,016	\$26,526	\$29,043	\$33,196	\$38,261
51-7011	Cabinetmakers and Bench Carpenters	710	20.13	\$15.82	\$32,913	3.73	\$10.04	\$12.44	\$15.04	\$19.45	\$22.33	\$20,873	\$25,885	\$31,293	\$40,459	\$46,439
51-7021	Furniture Finishers	280	20.98	\$16.25	\$33,796	4.10	\$8.62	\$12.58	\$16.28	\$20.16	\$23.22	\$17,934	\$26,163	\$33,861	\$41,934	\$48,299
51-7041	Sawing Machine Setters, Operators, and Tenders, Wood	120	7.53	\$13.92	\$28,944	4.19	\$12.24	\$12.77	\$13.67	\$14.56	\$15.99	\$25,457	\$26,572	\$28,430	\$30,290	\$33,260
51-7042	Woodworking Machine Setters, Operators, and Tenders, Except Sawing	280	46.25	\$16.04	\$33,356	6.69	\$9.88	\$11.50	\$15.55	\$18.68	\$25.14	\$20,561	\$23,917	\$32,336	\$38,863	\$52,295
51-8012	Power Distributors and Dispatchers	50	22.70	\$33.59	\$69,873	4.01	\$27.07	\$30.22	\$33.06	\$35.90	\$42.82	\$56,308	\$62,865	\$68,773	\$74,680	\$89,073
51-8013	Power Plant Operators	410	44.26	\$33.23	\$69,124	3.95	\$27.43	\$30.39	\$33.10	\$35.80	\$40.77	\$57,055	\$63,221	\$68,846	\$74,472	\$84,811
51-8021	Stationary Engineers and Boiler Operators	500	12.35	\$24.00	\$49,913	1.80	\$15.65	\$18.89	\$24.22	\$27.97	\$33.28	\$32,559	\$39,299	\$50,371	\$58,167	\$69,214
51-8031	Water and Wastewater Treatment Plant and System Operators	630	9.30	\$27.27	\$56,727	6.21	\$16.54	\$20.39	\$25.59	\$31.52	\$36.47	\$34,409	\$42,404	\$53,220	\$65,571	\$75,853
51-8091	Chemical Plant and System Operators	140	47.40	\$23.16	\$48,167	12.70	\$12.96	\$16.00	\$23.75	\$29.46	\$34.17	\$26,953	\$33,290	\$49,407	\$61,282	\$71,079
51-8092	Gas Plant Operators			\$34.42	\$71,596	6.68	\$24.35	\$29.86	\$35.77	\$40.71	\$43.71	\$50,648	\$62,105	\$74,396	\$84,682	\$90,906
51-8093	Petroleum Pump System Operators, Refinery Operators, and Gaugers	280	7.13	\$33.40	\$69,468	3.09	\$26.19	\$29.74	\$33.19	\$37.57	\$42.37	\$54,466	\$61,860	\$69,043	\$78,143	\$88,131
51-8099	Plant and System Operators, All Other	100	13.47	\$24.66	\$51,293	3.23	\$16.71	\$20.47	\$26.73	\$28.89	\$29.41	\$34,751	\$42,579	\$55,603	\$60,099	\$61,171
51-9011	Chemical Equipment Operators and Tenders	270	12.47	\$19.37	\$40,299	3.49	\$12.66	\$15.25	\$20.01	\$22.36	\$25.97	\$26,336	\$31,713	\$41,625	\$46,506	\$54,021
51-9012	Separating, Filtering, Clarifying, Precipitating, and Still Machine Setters, Operators, and Tenders	350	5.95	\$24.42	\$50,786	5.29	\$16.61	\$23.69	\$25.69	\$27.69	\$28.90	\$34,548	\$49,266	\$53,436	\$57,605	\$60,111
51-9021	Crushing, Grinding, and Polishing Machine Setters, Operators, and Tenders			\$16.52	\$34,369	6.38	\$10.12	\$12.73	\$16.46	\$18.70	\$24.25	\$21,050	\$26,471	\$34,235	\$38,906	\$50,437
51-9022	Grinding and Polishing Workers, Hand	140	18.55	\$13.95	\$29,015	5.44	\$8.62	\$10.92	\$13.86	\$16.94	\$19.65	\$17,938	\$22,705	\$28,831	\$35,227	\$40,877
51-9023	Mixing and Blending Machine Setters, Operators, and Tenders	330	21.62	\$16.98	\$35,317	5.82	\$9.42	\$13.60	\$17.60	\$20.76	\$22.65	\$19,593	\$28,282	\$36,604	\$43,186	\$47,117
51-9031	Cutters and Trimmers, Hand	30	45.53	\$15.44	\$32,120	3.54	\$12.12	\$14.30	\$15.98	\$17.31	\$18.11	\$25,202	\$29,754	\$33,229	\$36,005	\$37,670
51-9032	Cutting and Slicing Machine Setters, Operators, and Tenders	200	18.75	\$18.02	\$37,489	2.14	\$13.38	\$15.59	\$17.57	\$20.44	\$23.17	\$27,837	\$32,433	\$36,546	\$42,523	\$48,197
51-9041	Extruding, Forming, Pressing, and Compacting Machine Setters, Operators, and Tenders	340	27.65	\$13.73	\$28,555	6.04	\$8.38	\$10.24	\$13.60	\$16.82	\$18.87	\$17,436	\$21,301	\$28,297	\$34,990	\$39,255
51-9061	Inspectors, Testers, Sorters, Samplers, and Weighers	2,030	9.45	\$21.04	\$43,759	2.07	\$12.05	\$15.82	\$20.89	\$26.03	\$29.18	\$25,058	\$32,908	\$43,460	\$54,139	\$60,699
51-9071	Jewelers and Precious Stone and Metal Workers	30	40.91	\$16.91	\$35,182	16.64	\$9.99	\$11.61	\$15.98	\$22.22	\$25.79	\$20,783	\$24,154	\$33,243	\$46,221	\$53,652
51-9081	Dental Laboratory Technicians	400	19.93	\$20.37	\$42,370	5.54	\$11.11	\$14.65	\$18.97	\$25.19	\$33.22	\$23,105	\$30,477	\$39,454	\$52,394	\$69,098
51-9082	Medical Appliance Technicians			\$17.08	\$35,533	6.07	\$10.36	\$11.86	\$14.78	\$23.33	\$26.81	\$21,543	\$24,664	\$30,750	\$48,522	\$55,764
51-9083	Ophthalmic Laboratory Technicians	480	26.26	\$16.35	\$34,009	4.65	\$11.62	\$13.94	\$16.22	\$18.14	\$21.93	\$24,178	\$28,993	\$33,747	\$37,735	\$45,613
51-9111	Packaging and Filling Machine Operators and Tenders	1,670	9.29	\$17.74	\$36,899	8.97	\$8.37	\$10.34	\$16.71	\$25.07	\$28.90	\$17,413	\$21,508	\$34,755	\$52,146	\$60,106
51-9121	Coating, Painting, and Spraying Machine Setters, Operators, and Tenders	430	17.71	\$15.59	\$32,428	2.49	\$10.78	\$12.95	\$15.73	\$17.86	\$20.71	\$22,430	\$26,933	\$32,711	\$37,143	\$43,066
51-9122	Painters, Transportation Equipment	460	29.34	\$26.20	\$54,500	6.17	\$10.65	\$18.23	\$26.68	\$33.62	\$39.87	\$22,144	\$37,914	\$55,495	\$69,933	\$82,933
51-9123	Painting, Coating, and Decorating Workers	270	15.94	\$15.16	\$31,523	1.86	\$10.22	\$11.74	\$15.42	\$17.73	\$20.70	\$21,252	\$24,422	\$32,064	\$36,884	\$43,062
51-9151	Photographic Process Workers and Processing Machine Operators	220	9.39	\$12.67	\$26,347	3.03	\$8.58	\$10.08	\$12.07	\$14.90	\$17.42	\$17,841	\$20,956	\$25,103	\$30,999	\$36,225

Occupational Code	Occupational Title	Employment Estimate	Employment Percentage Relative Standard Error	Average Hourly Wage	Average Annual Wage	Wage Percentage Relative Standard Error	10th Percentile (Hourly)	25th Percentile (Hourly)	50th Percentile (Hourly)	75th Percentile (Hourly)	90th Percentile (Hourly)	10th Percentile (Annual)	25th Percentile (Annual)	50th Percentile (Annual)	75th Percentile (Annual)	90th Percentile (Annual)
51-9191	Adhesive Bonding Machine Operators and Tenders			\$17.96	\$37,352	2.80	\$14.63	\$15.87	\$17.59	\$20.09	\$22.52	\$30,426	\$33,001	\$36,577	\$41,795	\$46,852
51-9192	Cleaning, Washing, and Metal Pickling Equipment Operators and Tenders	40	24.34	\$18.73	\$38,954	13.65	\$10.13	\$11.16	\$18.33	\$25.82	\$28.05	\$21,063	\$23,216	\$38,122	\$53,696	\$58,350
51-9194	Etchers and Engravers	80	39.97	\$14.46	\$30,066	5.29	\$10.65	\$12.35	\$14.23	\$16.54	\$18.07	\$22,156	\$25,689	\$29,606	\$34,393	\$37,585
51-9195	Molders, Shapers, and Casters, Except Metal and Plastic	280	16.63	\$16.56	\$34,441	5.88	\$10.57	\$12.52	\$15.61	\$19.51	\$24.94	\$21,975	\$26,051	\$32,464	\$40,578	\$51,880
51-9196	Paper Goods Machine Setters, Operators, and Tenders	450	10.40	\$15.67	\$32,600	4.85	\$9.74	\$11.92	\$16.15	\$18.37	\$21.53	\$20,255	\$24,791	\$33,588	\$38,216	\$44,787
51-9198	Helpers--Production Workers	2,220	16.52	\$12.48	\$25,956	2.81	\$8.15	\$9.28	\$12.18	\$14.82	\$17.46	\$16,955	\$19,297	\$25,334	\$30,827	\$36,307
51-9399	Production Workers, All Other*	1,130	16.91	\$17.14	\$35,655	6.39	\$8.37	\$10.60	\$17.53	\$21.67	\$26.64	\$17,402	\$22,054	\$36,469	\$45,065	\$55,421
53-0000	Transportation and Material Moving Occupations	68,920	2.53	\$17.12	\$35,608	2.24	\$8.81	\$11.09	\$15.30	\$20.74	\$27.81	\$18,328	\$23,062	\$31,826	\$43,130	\$57,851
53-1011	Aircraft Cargo Handling Supervisors	70	0.03	\$24.36	\$50,673	4.49	\$13.55	\$18.82	\$25.79	\$29.72	\$33.82	\$28,177	\$39,136	\$53,633	\$61,825	\$70,338
53-1021	First-Line Supervisors of Helpers, Laborers, and Material Movers, Hand	1,260	8.20	\$23.30	\$48,466	4.43	\$13.04	\$15.62	\$22.22	\$28.24	\$34.65	\$27,119	\$32,485	\$46,218	\$58,732	\$72,071
53-1031	First-Line Supervisors of Transportation and Material-Moving Machine and Vehicle Operators	1,740	5.21	\$27.72	\$57,658	1.96	\$14.55	\$20.69	\$27.75	\$34.07	\$39.44	\$30,273	\$43,031	\$57,725	\$70,866	\$82,032
53-2011	Airline Pilots, Copilots, and Flight Engineers	2,140	4.09		\$75,713	10.62						\$36,209	\$49,973	\$75,659	\$97,625	\$117,402
53-2012	Commercial Pilots	320	23.06		\$90,006	17.21						\$49,905	\$58,545	\$72,407	\$93,853	\$141,264
53-2031	Flight Attendants				\$31,075	3.85						\$20,533	\$25,204	\$32,099	\$35,591	\$37,687
53-3011	Ambulance Drivers and Attendants, Except Emergency Medical Technicians			\$10.85	\$22,572	2.75	\$9.48	\$9.95	\$10.74	\$11.54	\$13.18	\$19,708	\$20,698	\$22,347	\$24,013	\$27,425
53-3021	Bus Drivers, Transit and Intercity	2,990	12.45	\$14.47	\$30,090	3.05	\$9.81	\$12.16	\$13.75	\$16.98	\$20.81	\$20,403	\$25,301	\$28,590	\$35,321	\$43,289
53-3022	Bus Drivers, School or Special Client	2,190	9.27	\$16.79	\$34,921	2.27	\$11.51	\$14.80	\$16.93	\$19.33	\$21.98	\$23,941	\$30,783	\$35,214	\$40,211	\$45,712
53-3031	Driver/Sales Workers			\$14.08	\$29,277	7.42	\$7.88	\$8.64	\$12.62	\$17.19	\$23.82	\$16,401	\$17,963	\$26,242	\$35,761	\$49,552
53-3032	Heavy and Tractor-Trailer Truck Drivers	12,170	5.96	\$20.43	\$42,491	2.47	\$12.73	\$16.27	\$19.97	\$23.34	\$30.36	\$26,485	\$33,848	\$41,545	\$48,538	\$63,147
53-3033	Light Truck or Delivery Services Drivers	8,620	7.32	\$16.74	\$34,817	4.81	\$9.58	\$11.42	\$15.01	\$20.78	\$27.72	\$19,928	\$23,747	\$31,215	\$43,229	\$57,664
53-3041	Taxi Drivers and Chauffeurs	780	10.90	\$11.78	\$24,508	4.54	\$8.02	\$8.93	\$10.83	\$14.38	\$17.24	\$16,690	\$18,570	\$22,534	\$29,912	\$35,860
53-3099	Motor Vehicle Operators, All Other	770	24.59	\$16.44	\$34,205	10.78	\$8.54	\$10.55	\$15.76	\$20.40	\$26.07	\$17,753	\$21,954	\$32,790	\$42,439	\$54,235
53-6021	Parking Lot Attendants			\$10.67	\$22,187	3.57	\$7.95	\$8.73	\$10.03	\$11.39	\$14.14	\$16,526	\$18,168	\$20,857	\$23,699	\$29,402
53-6031	Automotive and Watercraft Service Attendants	800	38.37	\$11.13	\$23,157	5.89	\$7.85	\$8.47	\$9.50	\$12.76	\$18.04	\$16,325	\$17,609	\$19,765	\$26,532	\$37,533
53-6041	Traffic Technicians	40	7.16	\$26.73	\$55,594	1.71	\$19.34	\$22.26	\$25.77	\$28.80	\$38.44	\$40,219	\$46,305	\$53,599	\$59,898	\$79,946
53-6051	Transportation Inspectors	310	25.51	\$32.53	\$67,663	11.63	\$16.21	\$21.67	\$28.18	\$45.03	\$54.88	\$33,707	\$45,079	\$58,620	\$93,670	\$114,142
53-6061	Transportation Attendants, Except Flight Attendants	240	4.21	\$11.14	\$23,170	8.77	\$7.85	\$8.36	\$9.20	\$14.88	\$17.34	\$16,332	\$17,382	\$19,133	\$30,941	\$36,063
53-6099	Transportation Workers, All Other	1,260	12.21	\$18.83	\$39,172	4.33	\$12.98	\$16.92	\$19.78	\$21.52	\$22.56	\$26,995	\$35,191	\$41,142	\$44,757	\$46,926
53-7011	Conveyor Operators and Tenders			\$14.63	\$30,424	4.99	\$11.54	\$12.53	\$13.85	\$16.17	\$19.84	\$24,000	\$26,066	\$28,815	\$33,638	\$41,272
53-7021	Crane and Tower Operators			\$26.46	\$55,046	3.28	\$17.05	\$21.34	\$26.70	\$31.83	\$35.58	\$35,458	\$44,379	\$55,533	\$66,200	\$74,016
53-7032	Excavating and Loading Machine and Dragline Operators	330	42.51	\$20.77	\$43,193	5.22	\$15.03	\$18.24	\$20.60	\$23.26	\$27.58	\$31,259	\$37,942	\$42,841	\$48,385	\$57,366
53-7051	Industrial Truck and Tractor Operators	3,220	9.36	\$16.21	\$33,711	2.12	\$10.82	\$12.89	\$15.77	\$18.82	\$22.45	\$22,512	\$26,807	\$32,797	\$39,146	\$46,696
53-7061	Cleaners of Vehicles and Equipment	2,380	9.52	\$11.55	\$24,023	3.54	\$8.01	\$8.92	\$10.61	\$13.25	\$17.24	\$16,660	\$18,546	\$22,070	\$27,554	\$35,862
53-7062	Laborers and Freight, Stock, and Material Movers, Hand	13,010	6.90	\$13.44	\$27,961	1.61	\$8.47	\$9.92	\$12.58	\$16.07	\$20.25	\$17,623	\$20,643	\$26,169	\$33,425	\$42,117
53-7063	Machine Feeders and Offbearers	480	29.75	\$15.28	\$31,790	9.41	\$8.73	\$10.56	\$13.62	\$18.08	\$26.29	\$18,156	\$21,965	\$28,332	\$37,612	\$54,689
53-7064	Packers and Packagers, Hand	2,900	9.49	\$11.05	\$22,992	3.93	\$7.81	\$8.34	\$9.23	\$12.71	\$15.82	\$16,235	\$17,344	\$19,191	\$26,437	\$32,899
53-7073	Wellhead Pumpers	130	35.57	\$25.23	\$52,488	8.82	\$16.21	\$21.89	\$25.98	\$29.27	\$33.86	\$33,723	\$45,526	\$54,032	\$60,882	\$70,428
53-7081	Refuse and Recyclable Material Collectors	1,010	16.01	\$17.40	\$36,194	6.24	\$9.00	\$11.70	\$17.37	\$21.56	\$26.37	\$18,717	\$24,328	\$36,139	\$44,848	\$54,843
53-7121	Tank Car, Truck, and Ship Loaders			\$10.94	\$22,762	6.59	\$8.00	\$8.87	\$10.73	\$13.13	\$14.42	\$16,647	\$18,443	\$22,327	\$27,311	\$29,998



Occupational Code	Occupational Title	Employment Estimate	Employment Percentage Relative Standard Error	Average Hourly Wage	Average Annual Wage	Wage Percentage Relative Standard Error	10th Percentile (Hourly)	25th Percentile (Hourly)	50th Percentile (Hourly)	75th Percentile (Hourly)	90th Percentile (Hourly)	10th Percentile (Annual)	25th Percentile (Annual)	50th Percentile (Annual)	75th Percentile (Annual)	90th Percentile (Annual)
00-0000	All Occupations	127,420	1.27	\$21.39	\$44,499	2.23	\$8.58	\$10.85	\$16.77	\$26.40	\$39.76	\$17,844	\$22,571	\$34,891	\$54,906	\$82,692
11-0000	Management Occupations	5,210	3.31	\$49.27	\$102,480	1.87	\$21.98	\$30.09	\$43.80	\$61.59	\$84.46	\$45,725	\$62,596	\$91,097	\$128,111	\$175,680
11-1011	Chief Executives	30	16.68	\$85.16	\$177,127	11.81	\$45.38	\$52.43	\$68.94			\$94,389	\$109,063	\$143,385		
11-1021	General and Operations Managers	2,350	4.90	\$50.08	\$104,169	2.90	\$20.08	\$27.07	\$40.08	\$65.43		\$41,767	\$56,298	\$83,360	\$136,091	
11-2021	Marketing Managers	100	10.51	\$56.43	\$117,377	8.95	\$25.22	\$30.31	\$44.46	\$65.46		\$52,465	\$63,040	\$92,483	\$136,162	
11-2022	Sales Managers	190	13.86	\$49.48	\$102,910	5.36	\$25.69	\$31.88	\$42.96	\$65.17	\$81.42	\$53,432	\$66,318	\$89,363	\$135,544	\$169,363
11-2031	Public Relations and Fundraising Managers	30	17.90	\$49.92	\$103,836	6.81	\$29.17	\$37.97	\$47.11	\$54.65	\$79.41	\$60,674	\$78,969	\$97,980	\$113,673	\$165,180
11-3011	Administrative Services Managers	120	7.29	\$38.05	\$79,149	3.21	\$23.81	\$28.81	\$36.61	\$46.45	\$57.11	\$49,515	\$59,932	\$76,150	\$96,606	\$118,792
11-3021	Computer and Information Systems Managers	130	7.28	\$55.92	\$116,322	6.97	\$34.20	\$41.83	\$52.49	\$65.59	\$78.43	\$71,140	\$87,013	\$109,177	\$136,421	\$163,137
11-3031	Financial Managers	150	13.28	\$59.83	\$124,448	6.04	\$28.89	\$36.31	\$54.88	\$71.89		\$60,101	\$75,530	\$114,143	\$149,522	
11-3051	Industrial Production Managers	60	9.98	\$49.02	\$101,971	4.91	\$32.00	\$37.45	\$47.85	\$61.64	\$70.71	\$66,550	\$77,892	\$99,531	\$128,214	\$147,069
11-3061	Purchasing Managers	30	13.42	\$52.25	\$108,673	5.99	\$32.34	\$39.66	\$48.03	\$62.60	\$71.48	\$67,258	\$82,489	\$99,905	\$130,207	\$148,671
11-3071	Transportation, Storage, and Distribution Managers	50	6.60	\$45.03	\$93,662	3.42	\$29.79	\$33.53	\$41.87	\$55.20	\$70.02	\$61,955	\$69,741	\$87,081	\$114,812	\$145,642
11-3121	Human Resources Managers	40	38.17	\$44.77	\$93,129	6.10	\$25.35	\$27.97	\$46.40	\$55.93	\$66.92	\$52,734	\$58,170	\$96,506	\$116,326	\$139,203
11-9021	Construction Managers	100	14.72	\$44.02	\$91,566	4.61	\$29.36	\$34.44	\$41.47	\$50.89	\$67.15	\$61,067	\$71,634	\$86,264	\$105,843	\$139,670
11-9031	Education Administrators, Preschool and Childcare Center/Program			\$18.04	\$37,519	6.77	\$14.28	\$15.93	\$17.95	\$20.52	\$22.42	\$29,708	\$33,145	\$37,341	\$42,686	\$46,643
11-9033	Education Administrators, Postsecondary	170	4.91	\$47.54	\$98,880	9.21	\$23.84	\$30.43	\$38.51	\$55.91	\$84.55	\$49,594	\$63,289	\$80,100	\$116,300	\$175,872
11-9041	Architectural and Engineering Managers	340	10.65	\$61.99	\$128,942	2.44	\$44.95	\$51.87	\$62.36	\$71.90	\$84.00	\$93,494	\$107,900	\$129,709	\$149,542	\$174,714
11-9051	Food Service Managers	160	29.70	\$23.84	\$49,580	5.88	\$14.70	\$19.10	\$22.26	\$27.61	\$36.06	\$30,568	\$39,722	\$46,308	\$57,433	\$75,013
11-9081	Lodging Managers	30	48.27													
11-9111	Medical and Health Services Managers	240	8.03	\$50.16	\$104,326	4.47	\$30.31	\$37.91	\$47.96	\$59.40	\$68.46	\$63,041	\$78,843	\$99,747	\$123,550	\$142,401
11-9121	Natural Sciences Managers	210	5.03	\$55.05	\$114,511	2.23	\$39.05	\$46.45	\$54.77	\$64.55	\$72.38	\$81,224	\$96,607	\$113,915	\$134,266	\$160,546
11-9131	Postmasters and Mail Superintendents	10	0.08	\$31.77	\$66,085		\$27.31	\$27.32	\$29.51	\$35.40	\$44.14	\$56,806	\$56,815	\$61,381	\$73,632	\$91,807
11-9141	Property, Real Estate, and Community Association Managers	70	23.82	\$38.40	\$79,871	16.04	\$14.64	\$20.34	\$22.96	\$49.79	\$77.18	\$30,461	\$42,299	\$47,759	\$103,572	\$160,531
11-9151	Social and Community Service Managers	70	18.25	\$33.39	\$69,445	2.67	\$22.25	\$25.20	\$28.44	\$40.64	\$53.14	\$46,290	\$52,415	\$59,159	\$84,541	\$110,523
11-9199	Managers, All Other	240	4.00	\$48.69	\$101,271	2.70	\$29.95	\$37.87	\$49.25	\$58.21	\$67.46	\$62,292	\$78,777	\$102,442	\$121,073	\$140,318
13-0000	Business and Financial Operations Occupations	5,670	3.37	\$30.43	\$63,301	2.16	\$14.88	\$19.90	\$27.35	\$36.69	\$48.81	\$30,949	\$41,385	\$56,890	\$76,307	\$101,526
13-1022	Wholesale and Retail Buyers, Except Farm Products	70	27.43	\$20.14	\$41,883	5.76	\$12.34	\$15.89	\$19.57	\$24.80	\$27.86	\$25,672	\$33,060	\$40,702	\$51,591	\$57,948
13-1023	Purchasing Agents, Except Wholesale, Retail, and Farm Products	250	8.77	\$29.65	\$61,680	3.33	\$16.46	\$21.88	\$28.76	\$38.40	\$43.86	\$34,234	\$45,517	\$59,815	\$79,873	\$91,239
13-1031	Claims Adjusters, Examiners, and Investigators	150	24.50	\$27.13	\$56,427	6.26	\$15.13	\$18.83	\$26.76	\$34.55	\$40.62	\$31,469	\$39,167	\$55,662	\$71,871	\$84,485
13-1041	Compliance Officers	170	13.39	\$26.14	\$54,369	6.06	\$14.84	\$17.80	\$22.16	\$32.28	\$46.90	\$30,869	\$37,034	\$46,096	\$67,145	\$97,543
13-1051	Cost Estimators	310	14.05	\$27.49	\$57,169	3.43	\$16.23	\$21.85	\$26.64	\$32.38	\$41.16	\$33,758	\$45,444	\$55,411	\$67,360	\$85,612
13-1078	Human Resources, Training, and Labor Relations Specialists, All Other*	380	6.93	\$25.84	\$53,746	2.18	\$15.25	\$18.09	\$22.87	\$32.70	\$41.42	\$31,726	\$37,630	\$47,580	\$68,011	\$86,163
13-1081	Logisticians	80	22.02	\$30.22	\$62,849	3.85	\$20.09	\$23.23	\$27.76	\$34.39	\$49.31	\$41,789	\$48,312	\$57,732	\$71,532	\$102,572
13-1111	Management Analysts	360	10.69	\$35.51	\$73,868	9.02	\$14.39	\$24.58	\$32.44	\$41.86	\$57.83	\$29,925	\$51,133	\$67,485	\$87,068	\$120,295
13-1121	Meeting, Convention, and Event Planners*	60	6.68	\$21.50	\$44,721	3.60	\$12.56	\$14.59	\$21.14	\$26.58	\$31.63	\$26,134	\$30,350	\$43,974	\$55,288	\$65,784
13-1141	Compensation, Benefits, and Job Analysis Specialists	50	14.15	\$28.27	\$58,806	3.19	\$17.16	\$21.38	\$26.97	\$33.24	\$41.07	\$35,692	\$44,470	\$56,100	\$69,131	\$85,426
13-1151	Training and Development Specialists	90	21.61	\$28.11	\$58,459	6.65	\$14.38	\$17.80	\$26.22	\$35.24	\$44.57	\$29,909	\$37,027	\$54,528	\$73,295	\$92,697
13-1161	Market Research Analysts and Marketing Specialists*	290	14.88	\$33.01	\$68,669	9.79	\$15.63	\$18.48	\$27.65	\$44.22	\$62.06	\$32,518	\$38,439	\$57,516	\$91,986	\$129,085
13-1199	Business Operations Specialists, All Other*	1,480	5.70	\$31.67	\$65,865	3.25	\$14.53	\$20.81	\$28.76	\$38.44	\$52.47	\$30,222	\$43,287	\$59,826	\$79,952	\$109,136
13-2011	Accountants and Auditors	1,140	5.15	\$31.89	\$66,330	5.87	\$17.31	\$21.28	\$27.74	\$36.18	\$46.72	\$36,006	\$44,252	\$57,702	\$75,244	\$97,176
13-2021	Appraisers and Assessors of Real Estate	150	27.67	\$27.53	\$57,267	22.80	\$13.61	\$16.23	\$21.45	\$36.63	\$53.15	\$28,314	\$33,758	\$44,621	\$76,187	\$110,553
13-2031	Budget Analysts	40	0.05	\$35.99	\$74,851	2.33	\$26.11	\$30.99	\$37.51	\$40.24	\$43.79	\$54,310	\$64,454	\$78,027	\$83,693	\$91,082
13-2041	Credit Analysts			\$25.67	\$53,396	6.19	\$13.72	\$19.39	\$24.65	\$32.75	\$36.68	\$28,537	\$40,322	\$51,266	\$68,127	\$76,294
13-2051	Financial Analysts	70	13.86	\$36.30	\$75,505	3.60	\$20.41	\$29.57	\$37.02	\$44.70	\$51.84	\$42,445	\$61,515	\$77,004	\$92,982	\$107,819
13-2052	Personal Financial Advisors	70	33.61													
13-2071	Credit Counselors	40	31.24	\$18.02	\$37,487	7.49	\$12.77	\$14.44	\$16.75	\$18.83	\$26.93	\$26,566	\$30,025	\$34,844	\$39,176	\$56,023
13-2072	Loan Officers	210	11.41	\$35.43	\$73,685	10.97	\$15.26	\$19.91	\$32.25	\$48.07	\$65.11	\$31,748	\$41,405	\$67,089	\$99,983	\$135,419

Occupational Code	Occupational Title	Employment Estimate	Employment Percentage Relative Standard Error	Average Hourly Wage	Average Annual Wage	Wage Percentage Relative Standard Error	10th Percentile (Hourly)	25th Percentile (Hourly)	50th Percentile (Hourly)	75th Percentile (Hourly)	90th Percentile (Hourly)	10th Percentile (Annual)	25th Percentile (Annual)	50th Percentile (Annual)	75th Percentile (Annual)	90th Percentile (Annual)
13-2082	Tax Preparers	70	21.80	\$13.52	\$28,118	2.67	\$9.73	\$10.74	\$12.65	\$14.92	\$18.18	\$20,236	\$22,346	\$26,318	\$31,039	\$37,816
13-2099	Financial Specialists, All Other	60	28.45	\$28.55	\$59,390	6.64	\$18.73	\$23.08	\$30.06	\$33.89	\$37.88	\$38,960	\$48,012	\$62,533	\$70,486	\$78,789
15-0000	Computer and Mathematical Occupations	4,180	4.12	\$36.06	\$75,009	3.68	\$19.17	\$25.35	\$35.52	\$45.00	\$55.36	\$39,881	\$52,728	\$73,871	\$93,600	\$115,144
15-1111	Computer and Information Research Scientists	10	47.92	\$39.42	\$81,995	7.37	\$20.90	\$37.69	\$40.97	\$44.25	\$46.33	\$43,471	\$78,396	\$85,217	\$92,038	\$96,377
15-1121	Computer Systems Analysts	210	27.59	\$37.49	\$77,978	6.01	\$19.45	\$23.03	\$37.57	\$47.55	\$56.11	\$40,450	\$47,892	\$78,144	\$98,898	\$116,715
15-1131	Computer Programmers	160	9.40	\$36.06	\$75,014	2.17	\$25.39	\$29.86	\$34.77	\$42.07	\$50.44	\$52,805	\$62,112	\$72,316	\$87,510	\$104,913
15-1132	Software Developers, Applications	990	12.42	\$40.47	\$84,174	4.60	\$22.88	\$30.28	\$39.53	\$47.48	\$61.95	\$47,597	\$62,992	\$82,232	\$98,760	\$128,856
15-1133	Software Developers, Systems Software	860	17.99	\$41.93	\$87,209	3.91	\$26.45	\$32.52	\$41.54	\$50.41	\$59.21	\$55,007	\$67,647	\$86,403	\$104,854	\$123,148
15-1141	Database Administrators	80	8.42	\$35.96	\$74,800	3.16	\$17.50	\$28.10	\$37.63	\$45.16	\$52.85	\$36,402	\$58,441	\$78,269	\$93,942	\$109,920
15-1142	Network and Computer Systems Administrators*	390	12.72	\$32.18	\$66,944	1.60	\$21.25	\$25.91	\$32.06	\$38.17	\$44.28	\$44,209	\$53,887	\$66,685	\$79,390	\$92,109
15-1150	Computer Support Specialists	730	16.03	\$24.55	\$51,061	4.40	\$13.19	\$16.85	\$21.86	\$29.03	\$41.59	\$27,439	\$35,040	\$45,464	\$60,382	\$86,514
15-1179	Information Security Analysts, Web Developers, and Computer Network Architects	280	27.49	\$30.00	\$62,390	7.83	\$18.94	\$21.05	\$26.34	\$35.38	\$49.46	\$39,390	\$43,787	\$54,790	\$73,590	\$102,875
15-1799	Computer Occupations, All Other*	390	3.92	\$40.96	\$85,204	5.54	\$24.64	\$33.62	\$42.22	\$49.26	\$54.89	\$51,251	\$69,929	\$87,817	\$102,456	\$114,163
15-2031	Operations Research Analysts	40	14.91	\$27.59	\$57,390	8.19	\$12.78	\$14.22	\$24.09	\$34.21	\$56.54	\$26,579	\$29,575	\$50,099	\$71,153	\$117,608
15-2041	Statisticians			\$46.16	\$96,021	4.61	\$30.07	\$35.50	\$46.62	\$56.54	\$63.20	\$62,542	\$73,844	\$96,973	\$117,611	\$131,446
17-0000	Architecture and Engineering Occupations	4,610	7.82	\$39.33	\$81,809	3.31	\$17.67	\$26.25	\$36.34	\$50.59	\$63.79	\$36,763	\$54,608	\$75,593	\$105,236	\$132,690
17-1011	Architects, Except Landscape and Naval	150	16.87	\$38.40	\$79,871	10.74	\$25.00	\$28.67	\$36.08	\$47.77	\$54.78	\$52,009	\$59,625	\$75,053	\$99,369	\$113,947
17-1012	Landscape Architects	20	34.11	\$28.40	\$59,079	4.43	\$14.17	\$24.96	\$29.24	\$34.19	\$38.50	\$29,474	\$51,924	\$60,820	\$71,117	\$80,088
17-1021	Cartographers and Photogrammetrists	20	9.42	\$32.06	\$66,694	2.95	\$20.02	\$27.76	\$32.17	\$36.48	\$43.62	\$41,637	\$57,747	\$66,919	\$75,877	\$90,736
17-1022	Surveyors	90	22.86	\$24.35	\$50,658	4.77	\$15.73	\$18.42	\$24.57	\$29.51	\$33.82	\$32,722	\$38,314	\$51,109	\$61,382	\$70,339
17-2041	Chemical Engineers	10	17.78	\$37.33	\$77,645	5.22	\$22.83	\$28.31	\$38.78	\$43.31	\$51.78	\$47,477	\$58,889	\$80,657	\$90,075	\$107,699
17-2051	Civil Engineers	430	19.80	\$35.98	\$74,844	2.26	\$24.47	\$28.13	\$34.70	\$44.14	\$52.06	\$50,900	\$58,513	\$72,185	\$91,814	\$108,288
17-2061	Computer Hardware Engineers	600	7.59	\$49.41	\$102,763	3.25	\$31.20	\$35.72	\$46.19	\$59.27	\$74.84	\$64,891	\$74,301	\$96,079	\$123,281	\$155,657
17-2071	Electrical Engineers	230	10.24	\$40.34	\$83,906	3.37	\$21.17	\$29.68	\$41.15	\$50.24	\$58.64	\$44,039	\$61,733	\$85,582	\$104,497	\$121,969
17-2072	Electronics Engineers, Except Computer	810	32.76	\$55.63	\$115,719	4.48	\$36.33	\$45.04	\$53.63	\$63.70	\$72.05	\$75,564	\$93,685	\$111,541	\$132,498	\$149,864
17-2081	Environmental Engineers	200	38.47	\$40.78	\$84,821	5.37	\$21.90	\$28.47	\$36.90	\$51.40	\$59.49	\$45,562	\$59,217	\$76,744	\$106,904	\$123,732
17-2111	Health and Safety Engineers, Except Mining Safety Engineers and Inspectors	20	42.72													
17-2112	Industrial Engineers	210	1.96	\$39.26	\$81,657	4.82	\$23.61	\$31.10	\$39.76	\$45.22	\$57.23	\$49,117	\$64,690	\$82,706	\$94,066	\$119,036
17-2141	Mechanical Engineers	430	20.28	\$42.91	\$89,259	5.28	\$24.95	\$31.27	\$39.31	\$50.09	\$64.25	\$51,905	\$65,037	\$81,770	\$104,188	\$133,630
17-2151	Mining and Geological Engineers, Including Mining Safety Engineers			\$61.39	\$127,691	3.56	\$50.03	\$60.03	\$64.51	\$68.98	\$71.67	\$104,069	\$124,867	\$134,177	\$143,488	\$149,074
17-2199	Engineers, All Other	110	14.02	\$48.10	\$100,046	1.85	\$27.93	\$39.11	\$48.48	\$58.63	\$69.57	\$58,101	\$81,357	\$100,829	\$121,953	\$144,711
17-3011	Architectural and Civil Drafters	150	28.94	\$22.78	\$47,379	4.86	\$11.75	\$17.62	\$21.88	\$28.21	\$34.70	\$24,448	\$36,652	\$45,507	\$58,676	\$72,179
17-3012	Electrical and Electronics Drafters	80	36.10	\$24.31	\$50,569	2.53	\$16.16	\$17.96	\$24.14	\$30.52	\$34.59	\$33,615	\$37,349	\$50,213	\$63,484	\$71,948
17-3013	Mechanical Drafters	60	13.80	\$27.18	\$56,533	5.74	\$16.60	\$21.65	\$28.01	\$33.20	\$36.13	\$34,524	\$45,033	\$58,257	\$69,056	\$75,149
17-3022	Civil Engineering Technicians	110	27.67	\$18.90	\$39,308	6.31	\$13.27	\$15.47	\$17.51	\$22.38	\$27.16	\$27,610	\$32,181	\$36,413	\$46,542	\$56,496
17-3023	Electrical and Electronics Engineering Technicians	290	20.66	\$31.32	\$65,150	3.24	\$23.36	\$26.89	\$31.53	\$34.96	\$38.75	\$48,580	\$55,929	\$65,582	\$72,715	\$80,593
17-3025	Environmental Engineering Technicians			\$19.92	\$41,433	3.69	\$11.04	\$16.91	\$20.00	\$22.66	\$26.90	\$22,960	\$35,166	\$41,606	\$47,131	\$55,955
17-3026	Industrial Engineering Technicians	50	15.54	\$30.36	\$63,155	6.84	\$18.70	\$21.02	\$27.25	\$40.57	\$49.36	\$38,904	\$43,724	\$56,677	\$84,375	\$102,674
17-3029	Engineering Technicians, Except Drafters, All Other	30	11.38	\$22.29	\$46,355	5.17	\$12.87	\$14.45	\$21.35	\$27.83	\$34.35	\$26,764	\$30,052	\$44,404	\$57,883	\$71,450
17-3031	Surveying and Mapping Technicians	260	0.91	\$17.06	\$35,487	2.47	\$12.65	\$13.92	\$16.25	\$19.18	\$22.94	\$26,320	\$28,953	\$33,795	\$39,894	\$47,705
19-0000	Life, Physical, and Social Science Occupations	2,560	3.03	\$30.11	\$62,635	2.85	\$14.93	\$19.58	\$26.80	\$36.07	\$49.33	\$31,045	\$40,723	\$55,753	\$75,020	\$102,599
19-1013	Soil and Plant Scientists	120	4.15	\$24.82	\$51,625	2.31	\$13.37	\$16.88	\$21.29	\$29.62	\$39.06	\$27,817	\$35,110	\$44,286	\$61,618	\$81,235
19-1022	Microbiologists	160	5.85	\$29.80	\$61,979	2.02	\$15.48	\$19.01	\$26.01	\$36.37	\$52.12	\$32,188	\$39,544	\$54,104	\$75,643	\$108,404
19-1029	Biological Scientists, All Other	130	14.38	\$35.79	\$74,448	3.79	\$20.68	\$29.37	\$33.57	\$40.24	\$51.55	\$43,015	\$61,093	\$69,818	\$83,692	\$107,228
19-1031	Conservation Scientists	360	2.06	\$29.21	\$60,756	1.46	\$17.72	\$20.87	\$26.41	\$35.50	\$45.21	\$36,861	\$43,403	\$54,924	\$73,845	\$94,030
19-1032	Foresters	100	0.02	\$22.40	\$46,598	1.73	\$12.41	\$14.43	\$22.60	\$28.89	\$33.86	\$25,821	\$30,014	\$47,005	\$60,092	\$70,423
19-1042	Medical Scientists, Except Epidemiologists	150	15.30													
19-2021	Atmospheric and Space Scientists	130	0.01	\$38.64	\$80,371	1.96	\$23.56	\$28.69	\$36.74	\$47.38	\$56.77	\$48,996	\$59,684	\$76,415	\$98,543	\$118,083
19-2031	Chemists	160	13.64	\$29.03	\$60,382	2.60	\$18.29	\$21.39	\$27.34	\$34.83	\$43.89	\$38,040	\$44,488	\$56,859	\$72,445	\$91,281
19-2041	Environmental Scientists and Specialists, Including Health	140	15.19	\$42.20	\$87,775	7.41	\$24.00	\$28.51	\$34.96	\$54.13	\$70.44	\$49,926	\$59,305	\$72,719	\$112,581	\$146,515

Occupational Code	Occupational Title	Employment Estimate	Employment Percentage Relative Standard Error	Average Hourly Wage	Average Annual Wage	Wage Percentage Relative Standard Error	10th Percentile (Hourly)	25th Percentile (Hourly)	50th Percentile (Hourly)	75th Percentile (Hourly)	90th Percentile (Hourly)	10th Percentile (Annual)	25th Percentile (Annual)	50th Percentile (Annual)	75th Percentile (Annual)	90th Percentile (Annual)
19-2042	Geoscientists, Except Hydrologists and Geographers	60	24.39	\$44.80	\$93,194	8.69	\$23.70	\$28.42	\$41.71	\$56.10	\$78.91	\$49,296	\$59,117	\$86,760	\$116,690	\$164,140
19-2043	Hydrologists	30	15.53	\$40.69	\$84,635	5.97	\$22.11	\$33.90	\$42.61	\$49.25	\$54.88	\$45,981	\$70,509	\$88,620	\$102,444	\$114,157
19-2099	Physical Scientists, All Other	70	23.38	\$33.09	\$68,819	1.77	\$15.01	\$21.89	\$29.88	\$46.55	\$53.47	\$31,229	\$45,524	\$62,159	\$96,825	\$111,221
19-3011	Economists	20	0.06	\$48.20	\$100,260	2.50	\$29.62	\$40.88	\$49.25	\$59.86	\$63.20	\$61,612	\$85,029	\$102,443	\$124,512	\$131,449
19-3031	Clinical, Counseling, and School Psychologists	120	6.87	\$36.27	\$75,442	4.04	\$23.73	\$27.28	\$36.60	\$44.87	\$53.45	\$49,351	\$56,742	\$76,131	\$93,325	\$111,180
19-3051	Urban and Regional Planners	70	2.90	\$31.02	\$64,522	1.67	\$23.66	\$26.53	\$30.87	\$35.23	\$41.23	\$49,219	\$55,172	\$64,218	\$73,280	\$85,767
19-3099	Social Scientists and Related Workers, All Other	30	0.06	\$28.37	\$59,001	1.82	\$17.94	\$21.29	\$26.42	\$35.51	\$40.24	\$37,325	\$44,284	\$54,956	\$73,864	\$83,696
19-4021	Biological Technicians	210	6.88	\$18.58	\$38,656	1.71	\$11.80	\$14.45	\$17.78	\$22.25	\$26.12	\$24,536	\$30,048	\$36,979	\$46,279	\$54,323
19-4031	Chemical Technicians			\$18.24	\$37,932	5.56	\$13.40	\$15.26	\$16.86	\$18.45	\$27.11	\$27,874	\$31,733	\$35,065	\$38,376	\$56,393
19-4092	Forensic Science Technicians	10	0.07	\$28.06	\$58,360	2.44	\$21.33	\$24.55	\$28.78	\$32.36	\$34.78	\$44,359	\$51,067	\$59,855	\$67,311	\$72,341
19-4093	Forest and Conservation Technicians	140	0.85	\$18.49	\$38,454	3.82	\$12.87	\$14.44	\$16.16	\$21.34	\$26.55	\$26,765	\$30,044	\$33,607	\$44,395	\$55,231
19-4099	Life, Physical, and Social Science Technicians, All Other	60	7.61	\$22.70	\$47,225	2.01	\$15.86	\$17.81	\$21.78	\$26.49	\$31.83	\$32,998	\$37,039	\$45,298	\$55,106	\$66,197
21-0000	Community and Social Service Occupations	1,890	5.01	\$19.70	\$40,982	3.13	\$10.63	\$13.90	\$19.02	\$24.37	\$29.43	\$22,110	\$28,910	\$39,569	\$50,686	\$61,208
21-1011	Substance Abuse and Behavioral Disorder Counselors	70	43.22	\$19.89	\$41,363	4.88	\$13.52	\$17.76	\$20.66	\$22.62	\$24.64	\$28,124	\$36,939	\$42,964	\$47,052	\$51,254
21-1012	Educational, Guidance, School, and Vocational Counselors	240	4.97	\$22.55	\$46,896	2.95	\$15.77	\$18.31	\$21.81	\$26.79	\$31.64	\$32,797	\$38,078	\$45,369	\$55,731	\$65,813
21-1014	Mental Health Counselors	380	16.31	\$16.09	\$33,467	8.47	\$8.99	\$10.31	\$12.16	\$23.89	\$28.11	\$18,693	\$21,447	\$25,296	\$49,690	\$58,472
21-1021	Child, Family, and School Social Workers	410	8.63	\$20.29	\$42,197	4.31	\$12.38	\$15.41	\$20.13	\$24.34	\$28.79	\$25,753	\$32,060	\$41,877	\$50,627	\$59,881
21-1022	Healthcare Social Workers	100	17.64	\$19.40	\$40,361	3.81	\$13.51	\$15.40	\$17.50	\$21.44	\$30.68	\$28,111	\$32,033	\$36,394	\$44,591	\$63,818
21-1023	Mental Health and Substance Abuse Social Workers	100	1.84	\$20.02	\$41,648	2.52	\$13.49	\$15.61	\$18.37	\$23.88	\$29.46	\$28,059	\$32,460	\$38,215	\$49,674	\$61,272
21-1091	Health Educators	20	2.89	\$31.59	\$65,708	3.88	\$20.06	\$23.69	\$27.29	\$39.53	\$50.67	\$41,722	\$49,274	\$56,763	\$82,232	\$105,390
21-1093	Social and Human Service Assistants	90	10.08	\$15.50	\$32,244	1.71	\$12.16	\$13.51	\$15.61	\$17.51	\$18.70	\$25,284	\$28,106	\$32,470	\$36,413	\$38,891
21-1798	Community and Social Service Specialists, All Other*	100	11.74	\$21.00	\$43,689	2.21	\$11.76	\$15.51	\$18.17	\$25.35	\$33.81	\$24,462	\$32,271	\$37,798	\$52,730	\$70,332
21-2011	Clergy	40	8.64	\$19.44	\$40,438	7.19	\$12.40	\$13.69	\$16.77	\$24.51	\$31.93	\$25,789	\$28,471	\$34,874	\$50,973	\$66,411
23-0000	Legal Occupations	620	10.79	\$36.21	\$75,316	9.97	\$16.52	\$20.83	\$28.24	\$52.11	\$65.65	\$34,364	\$43,326	\$58,748	\$108,390	\$136,561
23-1011	Lawyers	340	4.84	\$46.74	\$97,222	9.93	\$22.42	\$29.61	\$46.74	\$61.11	\$71.15	\$46,627	\$61,588	\$97,226	\$127,099	\$147,996
23-2011	Paralegals and Legal Assistants*	170	33.07	\$19.39	\$40,321	7.34	\$12.82	\$14.58	\$20.28	\$22.24	\$23.45	\$26,657	\$30,326	\$42,188	\$46,256	\$48,767
23-2099	Legal Support Workers, All Other	40	3.83	\$23.41	\$48,684	3.83	\$16.60	\$19.11	\$22.95	\$26.94	\$29.39	\$34,520	\$39,742	\$47,740	\$56,040	\$61,123
25-0000	Education, Training, and Library Occupations	9,110	2.70													
25-1011	Business Teachers, Postsecondary	110	7.55		\$111,745	6.79						\$47,660	\$63,660	\$98,958	\$158,765	\$182,464
25-1021	Computer Science Teachers, Postsecondary	50	18.21		\$104,569	14.77						\$47,315	\$56,834	\$114,423	\$151,950	\$174,183
25-1022	Mathematical Science Teachers, Postsecondary	60	0.03		\$83,075	2.46						\$42,302	\$50,548	\$65,439	\$113,668	\$142,216
25-1066	Psychology Teachers, Postsecondary	40	0.05		\$87,839	2.26						\$45,927	\$57,930	\$86,883	\$110,683	\$144,523
25-1071	Health Specialties Teachers, Postsecondary	180	1.74		\$98,771	5.96						\$45,371	\$72,861	\$99,656	\$120,081	\$147,260
25-1121	Art, Drama, and Music Teachers, Postsecondary	150	39.29		\$57,092	8.80						\$32,533	\$39,321	\$46,805	\$74,050	\$93,701
25-1123	English Language and Literature Teachers, Postsecondary	100	0.02		\$56,322	1.98						\$40,063	\$42,786	\$47,324	\$61,992	\$90,379
25-1124	Foreign Language and Literature Teachers, Postsecondary	50	3.57		\$57,464	3.18						\$40,420	\$43,717	\$51,181	\$67,029	\$86,722
25-1194	Vocational Education Teachers, Postsecondary	160	25.58	\$22.30	\$46,392	7.10	\$15.07	\$16.90	\$19.94	\$22.79	\$27.99	\$31,348	\$35,142	\$41,470	\$47,406	\$58,212
25-1199	Postsecondary Teachers, All Other	90	9.41		\$66,791	6.20						\$37,611	\$43,152	\$55,400	\$87,996	\$111,877
25-2011	Preschool Teachers, Except Special Education	300	43.15	\$12.85	\$26,722	9.02	\$8.27	\$9.42	\$10.96	\$14.14	\$22.58	\$17,199	\$19,603	\$22,800	\$29,412	\$46,961
25-3011	Adult Basic and Secondary Education and Literacy Teachers and Instructors			\$21.03	\$43,740	5.86	\$15.58	\$16.93	\$19.80	\$25.20	\$28.47	\$32,417	\$35,217	\$41,183	\$52,413	\$59,226
25-3021	Self-Enrichment Education Teachers			\$16.52	\$34,364	7.14	\$9.01	\$12.36	\$16.24	\$19.71	\$24.48	\$18,733	\$25,711	\$33,784	\$40,994	\$50,923
25-3999	Teachers and Instructors, All Other*	170	18.26		\$46,642	4.66						\$23,836	\$31,227	\$43,918	\$59,600	\$75,672
25-4012	Curators	20	11.60	\$26.69	\$55,511	3.41	\$18.85	\$21.99	\$26.62	\$31.52	\$34.61	\$39,203	\$45,747	\$53,363	\$65,572	\$71,983
25-4021	Librarians	150	6.83	\$30.80	\$64,061	4.69	\$19.80	\$22.50	\$29.16	\$39.09	\$44.94	\$41,185	\$46,808	\$60,650	\$81,315	\$93,466

Occupational Code	Occupational Title	Employment Estimate	Employment Percentage Relative Standard Error	Average Hourly Wage	Average Annual Wage	Wage Percentage Relative Standard Error	10th Percentile (Hourly)	25th Percentile (Hourly)	50th Percentile (Hourly)	75th Percentile (Hourly)	90th Percentile (Hourly)	10th Percentile (Annual)	25th Percentile (Annual)	50th Percentile (Annual)	75th Percentile (Annual)	90th Percentile (Annual)
25-4031	Library Technicians	200	5.21	\$16.66	\$34,653	2.01	\$12.00	\$13.68	\$16.16	\$18.87	\$22.49	\$24,957	\$28,456	\$33,609	\$39,247	\$46,782
25-9031	Instructional Coordinators	90	5.01	\$26.26	\$54,615	9.17	\$10.47	\$15.98	\$26.72	\$34.60	\$42.82	\$21,781	\$33,246	\$55,575	\$71,973	\$89,055
25-9041	Teacher Assistants	950	12.68		\$25,220	2.69						\$18,492	\$21,222	\$24,382	\$28,417	\$30,900
25-9099	Education, Training, and Library Workers, All Other			\$20.69	\$43,026	1.70	\$13.42	\$16.15	\$20.32	\$24.68	\$27.74	\$27,916	\$33,602	\$42,259	\$51,337	\$57,695
27-0000	Arts, Design, Entertainment, Sports, and Media Occupations	1,610	6.78	\$24.27	\$50,492	4.23	\$10.55	\$15.50	\$21.51	\$28.71	\$39.01	\$21,945	\$32,244	\$44,751	\$59,725	\$81,141
27-1011	Art Directors	30	20.45	\$31.51	\$65,547	4.65	\$18.18	\$24.13	\$30.95	\$35.46	\$51.10	\$37,810	\$50,192	\$64,373	\$73,763	\$106,279
27-1013	Fine Artists, Including Painters, Sculptors, and Illustrators	20	18.50	\$19.88	\$41,356	14.79	\$8.43	\$16.27	\$22.16	\$25.46	\$27.54	\$17,527	\$33,842	\$46,100	\$52,958	\$57,285
27-1021	Commercial and Industrial Designers	10	44.28	\$25.69	\$53,444	9.82	\$13.24	\$20.48	\$25.25	\$28.14	\$42.78	\$27,531	\$42,605	\$52,512	\$58,531	\$88,986
27-1023	Floral Designers	60	26.08	\$12.87	\$26,759	3.31	\$8.34	\$9.82	\$12.41	\$15.66	\$18.17	\$17,348	\$20,420	\$25,807	\$32,567	\$37,796
27-1024	Graphic Designers	230	13.98	\$22.93	\$47,696	3.98	\$14.14	\$17.07	\$22.25	\$26.90	\$31.12	\$29,402	\$35,511	\$46,287	\$55,954	\$64,736
27-1025	Interior Designers	80	38.77	\$24.03	\$49,980	6.30	\$14.23	\$17.80	\$24.15	\$28.81	\$34.08	\$29,607	\$37,019	\$50,234	\$59,921	\$70,894
27-1026	Merchandise Displayers and Window Trimmers	10	24.36	\$12.83	\$26,692	9.98	\$8.11	\$9.01	\$12.53	\$16.20	\$18.26	\$16,860	\$18,747	\$26,059	\$33,703	\$37,984
27-2012	Producers and Directors			\$19.14	\$39,806	15.53	\$8.51	\$9.94	\$16.61	\$26.59	\$34.59	\$17,697	\$20,676	\$34,558	\$55,311	\$71,956
27-2022	Coaches and Scouts				\$44,356	18.85						\$18,447	\$23,682	\$32,348	\$41,975	\$87,442
27-3022	Reporters and Correspondents	20	34.77	\$16.37	\$34,052	7.04	\$9.99	\$13.98	\$16.92	\$19.83	\$21.93	\$20,773	\$29,070	\$35,198	\$41,250	\$45,619
27-3031	Public Relations Specialists	360	11.78	\$28.11	\$58,460	3.75	\$15.31	\$19.65	\$25.43	\$33.98	\$45.04	\$31,843	\$40,874	\$52,903	\$70,677	\$93,677
27-3041	Editors	190	20.49	\$23.98	\$49,880	5.77	\$14.01	\$16.75	\$23.00	\$28.55	\$36.47	\$29,147	\$34,839	\$47,847	\$59,386	\$75,859
27-3042	Technical Writers	70	17.83	\$33.84	\$70,380	2.48	\$18.81	\$25.92	\$35.08	\$41.99	\$46.16	\$39,115	\$53,919	\$72,957	\$87,345	\$96,010
27-3043	Writers and Authors	20	26.96	\$25.71	\$53,470	5.08	\$15.93	\$17.90	\$26.92	\$33.07	\$34.87	\$33,137	\$37,228	\$56,004	\$68,781	\$72,526
27-3091	Interpreters and Translators	40	2.88	\$19.99	\$41,585	2.25	\$11.64	\$15.19	\$19.39	\$23.34	\$28.88	\$24,211	\$31,596	\$40,339	\$48,545	\$60,075
27-4011	Audio and Video Equipment Technicians			\$24.04	\$50,005	2.85	\$12.02	\$14.35	\$21.28	\$29.93	\$36.81	\$24,996	\$29,842	\$44,265	\$62,251	\$76,565
27-4021	Photographers	40	8.55	\$15.22	\$31,650	24.76	\$7.86	\$8.59	\$11.01	\$21.71	\$28.05	\$16,344	\$17,869	\$22,906	\$45,158	\$58,345
29-0000	Healthcare Practitioners and Technical Occupations	8,160	9.49	\$33.27	\$69,202	4.07	\$14.17	\$21.90	\$29.40	\$35.95	\$49.52	\$29,474	\$45,550	\$61,152	\$74,779	\$103,006
29-1021	Dentists, General	70	22.30	\$99.42	\$206,786	23.28	\$41.67	\$48.81				\$86,669	\$101,531			
29-1031	Dietitians and Nutritionists	50	8.47	\$23.62	\$49,131	2.14	\$17.37	\$19.93	\$22.92	\$27.46	\$31.72	\$36,121	\$41,458	\$47,674	\$57,123	\$65,973
29-1041	Optometrists	40	19.59	\$41.31	\$85,918	25.57	\$13.62	\$19.60	\$38.59	\$51.83	\$70.31	\$28,320	\$40,778	\$80,271	\$107,808	\$146,253
29-1051	Pharmacists	240	18.49	\$54.94	\$114,269	4.42	\$43.31	\$48.76	\$54.14	\$61.05	\$68.95	\$90,076	\$101,414	\$112,604	\$126,992	\$143,418
29-1062	Family and General Practitioners	160	32.57	\$47.29	\$98,361	4.98	\$25.19	\$30.00	\$43.27	\$58.81	\$78.18	\$52,395	\$62,401	\$89,995	\$122,333	\$162,622
29-1063	Internists, General			\$64.13	\$133,394	8.09	\$35.19	\$45.32	\$57.07	\$71.79		\$73,195	\$94,258	\$118,705	\$149,315	
29-1066	Psychiatrists	20	37.24	\$104.59	\$217,552	19.21	\$41.12	\$55.78				\$85,520	\$116,031			
29-1067	Surgeons	40	42.11	\$108.04	\$224,728	20.17	\$51.85	\$87.12				\$107,855	\$181,220			
29-1069	Physicians and Surgeons, All Other	280	25.50	\$111.83	\$232,608	12.59	\$53.57					\$111,418				
29-1071	Physician Assistants	110	24.23	\$51.92	\$107,986	12.61	\$30.60	\$39.81	\$48.04	\$53.74	\$57.56	\$63,652	\$82,796	\$99,934	\$111,783	\$119,735
29-1111	Registered Nurses*	3,280	14.76	\$31.03	\$64,538	1.44	\$23.98	\$26.60	\$30.96	\$34.97	\$39.88	\$49,883	\$55,324	\$64,392	\$72,739	\$82,948
29-1122	Occupational Therapists	170	7.85	\$34.14	\$71,020	2.35	\$25.41	\$29.38	\$33.90	\$39.68	\$44.28	\$52,858	\$61,104	\$70,513	\$82,539	\$92,092
29-1123	Physical Therapists	250	13.72	\$35.30	\$73,423	3.55	\$24.88	\$28.67	\$35.15	\$41.94	\$46.28	\$51,741	\$59,628	\$73,105	\$87,229	\$96,261
29-1126	Respiratory Therapists	80	23.99	\$27.09	\$56,356	1.62	\$20.36	\$23.58	\$27.00	\$31.06	\$34.71	\$42,348	\$49,046	\$56,163	\$64,608	\$72,189
29-1127	Speech-Language Pathologists	150	16.62	\$34.49	\$71,731	3.43	\$24.39	\$27.88	\$34.07	\$41.10	\$45.87	\$50,723	\$57,983	\$70,870	\$85,489	\$95,415
29-1131	Veterinarians	190	15.98	\$33.57	\$69,836	3.91	\$25.43	\$29.86	\$33.00	\$36.11	\$41.10	\$52,901	\$62,113	\$68,633	\$75,119	\$85,494
29-1199	Health Diagnosing and Treating Practitioners, All Other	30	10.96	\$40.06	\$83,329	7.67	\$25.27	\$28.63	\$35.56	\$46.45	\$63.19	\$52,560	\$59,546	\$73,974	\$96,611	\$131,445
29-2011	Medical and Clinical Laboratory Technologists	200	19.11	\$28.64	\$59,581	2.33	\$20.69	\$24.70	\$29.03	\$33.32	\$35.93	\$43,029	\$51,375	\$60,388	\$69,299	\$74,730
29-2012	Medical and Clinical Laboratory Technicians	200	12.39	\$16.64	\$34,612	5.18	\$11.99	\$13.01	\$14.75	\$18.56	\$23.10	\$24,930	\$27,058	\$30,684	\$38,606	\$48,043
29-2021	Dental Hygienists	210	25.37	\$31.88	\$66,300	3.67	\$26.01	\$29.62	\$32.34	\$35.01	\$36.80	\$54,094	\$61,605	\$67,269	\$72,826	\$76,542
29-2032	Diagnostic Medical Sonographers	70	9.28	\$35.71	\$74,284	2.82	\$28.25	\$31.25	\$35.20	\$40.60	\$44.26	\$58,754	\$65,005	\$73,215	\$84,440	\$92,052
29-2037	Radiologic Technologists and Technicians*	260	18.32	\$27.00	\$56,163	1.94	\$19.22	\$21.57	\$26.67	\$32.58	\$36.06	\$39,977	\$44,875	\$55,483	\$67,771	\$74,996
29-2041	Emergency Medical Technicians and Paramedics	150	27.83	\$19.07	\$39,670	7.88	\$10.53	\$13.76	\$18.81	\$23.52	\$28.42	\$21,900	\$28,625	\$39,121	\$48,925	\$59,123
29-2051	Dietetic Technicians	50	34.53	\$9.27	\$19,274	3.48	\$7.74	\$8.25	\$9.10	\$10.42	\$11.55	\$16,102	\$17,161	\$18,926	\$21,668	\$24,030
29-2052	Pharmacy Technicians	250	14.22	\$14.48	\$30,117	2.17	\$10.85	\$12.43	\$14.22	\$16.62	\$18.34	\$22,572	\$25,847	\$29,582	\$34,568	\$38,140
29-2055	Surgical Technologists	90	24.92	\$22.20	\$46,169	4.28	\$15.99	\$18.32	\$21.39	\$25.49	\$28.87	\$33,254	\$38,096	\$44,483	\$53,019	\$60,045
29-2056	Veterinary Technologists and Technicians	360	35.40	\$14.27	\$29,677	10.07	\$8.91	\$11.43	\$13.70	\$16.96	\$20.56	\$18,538	\$23,765	\$28,493	\$35,277	\$42,759

Occupational Code	Occupational Title	Employment Estimate	Employment Percentage Relative Standard Error	Average Hourly Wage	Average Annual Wage	Wage Percentage Relative Standard Error	10th Percentile (Hourly)	25th Percentile (Hourly)	50th Percentile (Hourly)	75th Percentile (Hourly)	90th Percentile (Hourly)	10th Percentile (Annual)	25th Percentile (Annual)	50th Percentile (Annual)	75th Percentile (Annual)	90th Percentile (Annual)
29-2061	Licensed Practical and Licensed Vocational Nurses	420	9.53	\$22.17	\$46,104	3.42	\$15.41	\$18.39	\$20.82	\$23.24	\$28.62	\$32,047	\$38,244	\$43,306	\$48,349	\$59,529
29-2071	Medical Records and Health Information Technicians	180	18.51	\$17.69	\$36,801	5.17	\$11.29	\$13.63	\$17.27	\$20.91	\$23.45	\$23,483	\$28,357	\$35,918	\$43,486	\$48,773
29-2081	Opticians, Dispensing	100	32.68	\$13.01	\$27,053	4.33	\$10.03	\$10.94	\$12.60	\$14.37	\$17.16	\$20,866	\$22,749	\$26,209	\$29,888	\$35,701
29-2799	Health Technologists and Technicians, All Other*	140	15.66	\$16.29	\$33,887	3.18	\$12.21	\$13.61	\$15.86	\$18.07	\$21.18	\$25,405	\$28,299	\$32,987	\$37,577	\$44,044
29-9011	Occupational Health and Safety Specialists	60	15.36	\$33.13	\$68,918	6.25	\$17.87	\$24.02	\$36.53	\$41.82	\$45.84	\$37,177	\$49,964	\$75,992	\$86,984	\$95,342
29-9799	Healthcare Practitioners and Technical Workers, All Other*	10	0.12	\$22.67	\$47,162	2.18	\$13.73	\$16.24	\$20.78	\$30.53	\$34.61	\$28,550	\$33,776	\$43,227	\$63,509	\$71,979
31-0000	Healthcare Support Occupations	3,720	7.34	\$13.45	\$27,986	1.79	\$9.51	\$10.84	\$12.90	\$15.31	\$18.06	\$19,786	\$22,544	\$26,830	\$31,852	\$37,557
31-1011	Home Health Aides	750	24.08	\$11.52	\$23,971	4.11	\$8.32	\$9.70	\$11.50	\$13.20	\$14.26	\$17,304	\$20,171	\$23,915	\$27,466	\$29,663
31-1012	Nursing Aides, Orderlies, and Attendants*	1,200	9.30	\$12.29	\$25,560	1.86	\$9.72	\$10.49	\$11.78	\$13.94	\$16.16	\$20,209	\$21,827	\$24,503	\$28,985	\$33,620
31-2021	Physical Therapist Assistants	20	16.35	\$26.22	\$54,541	8.45	\$18.72	\$20.72	\$26.48	\$32.38	\$34.92	\$38,937	\$43,104	\$55,081	\$67,347	\$72,627
31-2022	Physical Therapist Aides	80	35.95	\$11.24	\$23,386	8.92	\$8.16	\$9.19	\$10.87	\$13.22	\$14.87	\$16,978	\$19,118	\$22,601	\$27,507	\$30,927
31-9011	Massage Therapists	150	14.31	\$15.18	\$31,569	11.98	\$7.93	\$8.75	\$11.82	\$18.61	\$28.98	\$16,494	\$18,200	\$24,581	\$38,718	\$60,277
31-9091	Dental Assistants	430	7.31	\$16.32	\$33,954	5.31	\$12.27	\$13.55	\$15.79	\$18.20	\$22.25	\$25,526	\$28,187	\$32,851	\$37,855	\$46,270
31-9092	Medical Assistants	510	9.33	\$14.95	\$31,096	1.59	\$11.98	\$12.92	\$14.48	\$16.76	\$18.24	\$24,920	\$26,873	\$30,127	\$34,852	\$37,930
31-9093	Medical Equipment Preparers	80	22.68	\$14.16	\$29,444	4.87	\$10.61	\$11.86	\$13.74	\$16.34	\$18.23	\$22,073	\$24,666	\$28,587	\$33,994	\$37,913
31-9094	Medical Transcriptionists	160	35.50	\$15.96	\$33,201	4.80	\$9.53	\$12.82	\$16.47	\$19.23	\$21.66	\$19,822	\$26,672	\$34,257	\$39,994	\$45,047
31-9096	Veterinary Assistants and Laboratory Animal Caretakers			\$11.94	\$24,836	8.41	\$9.44	\$10.37	\$11.76	\$13.53	\$14.77	\$19,626	\$21,580	\$24,452	\$28,144	\$30,727
31-9799	Healthcare Support Workers, All Other*	210	10.75	\$14.07	\$29,261	2.82	\$10.46	\$11.99	\$13.86	\$16.16	\$17.83	\$21,761	\$24,941	\$28,830	\$33,607	\$37,092
33-0000	Protective Service Occupations	2,510	8.59	\$20.90	\$43,471	7.33	\$8.24	\$9.59	\$17.70	\$31.02	\$36.92	\$17,135	\$19,956	\$36,814	\$64,513	\$76,790
33-1012	First-Line Supervisors of Police and Detectives	60	1.07	\$44.22	\$91,981	2.74	\$37.17	\$39.54	\$42.36	\$48.82	\$56.17	\$77,319	\$82,234	\$88,101	\$101,547	\$116,823
33-1021	First-Line Supervisors of Fire Fighting and Prevention Workers	30	0.06	\$35.14	\$73,089	2.72	\$18.21	\$22.30	\$29.29	\$51.38	\$55.91	\$37,882	\$46,393	\$60,917	\$106,860	\$116,284
33-1099	First-Line Supervisors of Protective Service Workers, All Other			\$29.95	\$62,291	8.52	\$20.34	\$22.95	\$31.58	\$34.99	\$39.03	\$42,302	\$47,745	\$65,683	\$72,780	\$81,177
33-2011	Firefighters	270	0.01	\$30.24	\$62,903	2.59	\$15.70	\$23.20	\$32.41	\$36.96	\$42.74	\$32,666	\$48,263	\$67,420	\$76,875	\$88,902
33-2021	Fire Inspectors and Investigators	10	3.84	\$34.36	\$71,464	2.66	\$23.12	\$25.86	\$33.68	\$42.67	\$48.19	\$48,086	\$53,782	\$70,054	\$88,762	\$100,227
33-3021	Detectives and Criminal Investigators	30	0.07	\$31.50	\$65,521	1.71	\$17.70	\$24.17	\$27.42	\$33.99	\$56.30	\$36,809	\$50,278	\$57,044	\$70,690	\$117,098
33-3051	Police and Sheriff's Patrol Officers	510	0.94	\$32.44	\$67,482	1.84	\$24.58	\$29.02	\$32.41	\$35.75	\$42.10	\$51,130	\$60,360	\$67,420	\$74,353	\$87,568
33-9021	Private Detectives and Investigators			\$14.36	\$29,861	4.12	\$11.98	\$12.60	\$13.63	\$15.03	\$18.41	\$24,924	\$26,210	\$28,352	\$31,257	\$38,301
33-9032	Security Guards	840	24.78	\$10.33	\$21,479	5.39	\$7.73	\$8.20	\$8.98	\$12.49	\$15.65	\$16,072	\$17,049	\$18,677	\$25,976	\$32,562
33-9092	Lifeguards, Ski Patrol, and Other Recreational Protective Service Workers			\$9.41	\$19,575	2.54	\$7.71	\$8.19	\$8.98	\$10.28	\$11.38	\$16,039	\$17,028	\$18,676	\$21,389	\$23,671
33-9093	Transportation Security Screeners* (federal only)	10	0.10	\$17.92	\$37,282		\$16.24	\$17.44	\$17.91	\$18.49	\$19.63	\$33,769	\$36,270	\$37,253	\$38,449	\$40,830
33-9099	Protective Service Workers, All Other *	260	4.09	\$16.70	\$34,735	4.30	\$10.07	\$11.28	\$16.15	\$20.02	\$26.13	\$20,949	\$23,467	\$33,593	\$41,637	\$54,353
35-0000	Food Preparation and Serving Related Occupations	13,210	3.11	\$10.04	\$20,883	1.37	\$7.71	\$8.19	\$9.00	\$10.98	\$14.15	\$16,042	\$17,044	\$18,715	\$22,832	\$29,428
35-1011	Chefs and Head Cooks	130	27.59	\$17.45	\$36,302	4.66	\$12.27	\$13.60	\$16.82	\$20.53	\$22.70	\$25,513	\$28,295	\$34,982	\$42,707	\$47,211
35-1012	First-Line Supervisors of Food Preparation and Serving Workers	860	11.71	\$15.72	\$32,697	3.15	\$10.72	\$12.62	\$15.31	\$18.19	\$21.81	\$22,290	\$26,243	\$31,838	\$37,840	\$45,372
35-2011	Cooks, Fast Food			\$9.44	\$19,638	4.13	\$7.83	\$8.46	\$9.49	\$10.55	\$11.20	\$16,277	\$17,604	\$19,747	\$21,939	\$23,299
35-2012	Cooks, Institution and Cafeteria	240	15.35	\$13.09	\$27,233	3.34	\$9.61	\$10.61	\$12.48	\$14.52	\$18.24	\$19,985	\$22,074	\$25,958	\$30,201	\$37,932
35-2014	Cooks, Restaurant	1,110	8.47	\$11.11	\$23,115	3.84	\$8.05	\$9.03	\$10.50	\$12.21	\$15.88	\$16,743	\$18,792	\$21,839	\$25,401	\$33,031
35-2015	Cooks, Short Order	90	35.64	\$11.18	\$23,256	4.72	\$8.02	\$8.94	\$11.46	\$13.22	\$14.29	\$16,674	\$18,590	\$23,842	\$27,499	\$29,715
35-2019	Cooks, All Other			\$9.83	\$20,446	5.53	\$7.94	\$8.81	\$9.94	\$10.86	\$11.41	\$16,512	\$18,316	\$20,681	\$22,592	\$23,739
35-2021	Food Preparation Workers	850	15.92	\$9.78	\$20,346	3.34	\$7.80	\$8.38	\$9.33	\$10.86	\$12.59	\$16,232	\$17,424	\$19,400	\$22,598	\$26,190
35-3011	Bartenders	540	9.59	\$9.15	\$19,034	3.19	\$7.63	\$7.99	\$8.60	\$9.20	\$11.86	\$15,874	\$16,625	\$17,878	\$19,131	\$24,659
35-3021	Combined Food Preparation and Serving Workers, Including Fast Food	3,780	12.78	\$9.11	\$18,951	1.96	\$7.67	\$8.08	\$8.78	\$9.70	\$11.23	\$15,952	\$16,816	\$18,256	\$20,175	\$23,351
35-3022	Counter Attendants, Cafeteria, Food Concession, and Coffee Shop	710	44.79	\$8.75	\$18,191	3.18	\$7.67	\$8.03	\$8.62	\$9.22	\$10.18	\$15,958	\$16,698	\$17,933	\$19,168	\$21,170
35-3031	Waiters and Waitresses	3,220	4.63	\$9.66	\$20,101	4.30	\$7.64	\$8.04	\$8.71	\$10.20	\$13.85	\$15,892	\$16,728	\$18,121	\$21,210	\$28,811
35-3041	Food Servers, Nonrestaurant	190	13.92	\$9.83	\$20,449	2.64	\$7.82	\$8.46	\$9.54	\$11.05	\$12.76	\$16,262	\$17,592	\$19,854	\$22,986	\$26,537

Occupational Code	Occupational Title	Employment Estimate	Employment Percentage Relative Standard Error	Average Hourly Wage	Average Annual Wage	Wage Percentage Relative Standard Error	10th Percentile (Hourly)	25th Percentile (Hourly)	50th Percentile (Hourly)	75th Percentile (Hourly)	90th Percentile (Hourly)	10th Percentile (Annual)	25th Percentile (Annual)	50th Percentile (Annual)	75th Percentile (Annual)	90th Percentile (Annual)
35-9011	Dining Room and Cafeteria Attendants and Bartender Helpers	370	30.69	\$8.82	\$18,339	4.25	\$7.63	\$7.98	\$8.57	\$9.15	\$10.84	\$15,868	\$16,599	\$17,818	\$19,037	\$22,541
35-9021	Dishwashers	440	13.90	\$9.15	\$19,022	2.07	\$7.70	\$8.14	\$8.88	\$10.02	\$11.28	\$16,011	\$16,936	\$18,476	\$20,846	\$23,462
35-9031	Hosts and Hostesses, Restaurant, Lounge, and Coffee Shop	460	19.17	\$8.72	\$18,130	2.82	\$7.62	\$7.97	\$8.55	\$9.13	\$10.35	\$15,848	\$16,571	\$17,776	\$18,981	\$21,536
37-0000	Building and Grounds Cleaning and Maintenance Occupations	4,500	5.53	\$12.37	\$25,723	2.50	\$8.08	\$9.11	\$11.10	\$14.25	\$18.20	\$16,815	\$18,945	\$23,083	\$29,644	\$37,846
37-1011	First-Line Supervisors of Housekeeping and Janitorial Workers	130	25.34	\$19.90	\$41,384	7.55	\$10.86	\$13.50	\$17.80	\$26.51	\$32.17	\$22,599	\$28,077	\$37,014	\$55,148	\$66,913
37-1012	First-Line Supervisors of Landscaping, Lawn Service, and Groundskeeping Workers	90	22.84	\$24.95	\$51,902	4.37	\$16.87	\$20.32	\$25.16	\$28.94	\$33.71	\$35,080	\$42,267	\$52,341	\$60,200	\$70,109
37-2011	Janitors and Cleaners, Except Maids and Housekeeping Cleaners	2,050	7.91	\$11.60	\$24,129	3.29	\$8.05	\$9.01	\$10.85	\$13.51	\$16.68	\$16,752	\$18,741	\$22,577	\$28,101	\$34,703
37-2012	Maids and Housekeeping Cleaners	810	19.04	\$10.38	\$21,583	3.18	\$7.84	\$8.51	\$9.79	\$11.59	\$14.03	\$16,317	\$17,709	\$20,353	\$24,101	\$29,192
37-3011	Landscaping and Groundskeeping Workers	1,310	6.91	\$12.90	\$26,838	4.62	\$8.23	\$9.53	\$11.73	\$15.63	\$18.35	\$17,123	\$19,828	\$24,390	\$32,506	\$38,168
37-3013	Tree Trimmers and Pruners	10	18.93	\$25.95	\$53,978	4.09	\$17.09	\$23.78	\$26.47	\$29.62	\$33.53	\$35,548	\$49,457	\$55,066	\$61,602	\$69,736
39-0000	Personal Care and Service Occupations	3,140	8.97	\$12.32	\$25,631	3.06	\$7.87	\$8.59	\$10.25	\$14.35	\$19.59	\$16,360	\$17,871	\$21,324	\$29,848	\$40,757
39-1021	First-Line Supervisors of Personal Service Workers	170	24.45	\$17.99	\$37,415	5.02	\$11.77	\$12.68	\$14.21	\$20.58	\$33.20	\$24,479	\$26,369	\$29,547	\$42,797	\$69,063
39-2021	Nonfarm Animal Caretakers	200	24.63	\$9.84	\$20,460	3.32	\$7.70	\$8.14	\$8.89	\$10.57	\$13.96	\$16,013	\$16,939	\$18,484	\$21,986	\$29,037
39-3021	Motion Picture Projectionists	10	40.08	\$10.39	\$21,614	4.44	\$7.96	\$8.76	\$10.17	\$11.77	\$13.70	\$16,567	\$18,211	\$21,161	\$24,479	\$28,497
39-3031	Ushers, Lobby Attendants, and Ticket Takers	230	28.98	\$8.50	\$17,671	3.41	\$7.58	\$7.89	\$8.42	\$8.94	\$9.25	\$15,770	\$16,421	\$17,506	\$18,591	\$19,247
39-3091	Amusement and Recreation Attendants			\$10.32	\$21,456	5.01	\$7.71	\$8.20	\$9.03	\$12.47	\$14.50	\$16,031	\$17,062	\$18,782	\$25,941	\$30,170
39-4021	Funeral Attendants	30	33.88	\$13.29	\$27,648	12.07	\$8.06	\$9.11	\$12.32	\$16.24	\$18.36	\$16,773	\$18,942	\$25,626	\$33,788	\$38,191
39-4831	Funeral Service Managers, Directors, Morticians, and Undertakers	20	33.82	\$25.71	\$53,482	12.76	\$15.30	\$17.91	\$21.98	\$31.53	\$48.31	\$31,833	\$37,251	\$45,710	\$65,581	\$100,478
39-5012	Hairdressers, Hairstylists, and Cosmetologists	420	32.62	\$11.61	\$24,154	9.00	\$7.93	\$8.71	\$10.07	\$11.82	\$17.46	\$16,497	\$18,127	\$20,937	\$24,594	\$36,313
39-5094	Skincare Specialists	10	38.83													
39-9011	Childcare Workers	410	45.16	\$9.72	\$20,222	2.23	\$7.77	\$8.36	\$9.33	\$10.84	\$12.41	\$16,169	\$17,391	\$19,414	\$22,556	\$25,810
39-9021	Personal Care Aides	450	28.34	\$9.58	\$19,921	2.59	\$7.73	\$8.29	\$9.21	\$10.58	\$11.41	\$16,089	\$17,239	\$19,157	\$22,007	\$23,732
39-9031	Fitness Trainers and Aerobics Instructors			\$19.00	\$39,513	4.92	\$9.71	\$15.33	\$17.64	\$21.57	\$27.66	\$20,206	\$31,897	\$36,699	\$44,870	\$57,543
39-9032	Recreation Workers	270	15.64	\$16.16	\$33,621	3.50	\$9.75	\$11.25	\$15.01	\$20.25	\$25.42	\$20,276	\$23,406	\$31,221	\$42,114	\$52,878
39-9041	Residential Advisors			\$13.15	\$27,352	8.85	\$9.95	\$10.94	\$12.89	\$15.37	\$17.28	\$20,703	\$22,747	\$26,820	\$31,974	\$35,951
41-0000	Sales and Related Occupations	15,650	3.13	\$16.29	\$33,891	3.70	\$8.10	\$9.05	\$11.28	\$17.74	\$28.94	\$16,846	\$18,831	\$23,466	\$36,906	\$60,195
41-1011	First-Line Supervisors of Retail Sales Workers	1,110	8.58	\$19.08	\$39,677	2.62	\$11.98	\$14.16	\$17.55	\$22.10	\$29.62	\$24,909	\$29,444	\$36,496	\$45,961	\$61,608
41-1012	First-Line Supervisors of Non-Retail Sales Workers	200	13.46	\$27.07	\$56,312	10.95	\$15.09	\$16.44	\$19.50	\$36.50	\$49.86	\$31,382	\$34,190	\$40,558	\$75,926	\$103,712
41-2011	Cashiers	2,960	8.91	\$9.83	\$20,437	1.50	\$7.81	\$8.32	\$9.18	\$10.83	\$12.96	\$16,251	\$17,316	\$19,091	\$22,531	\$26,960
41-2021	Counter and Rental Clerks	590	23.15	\$13.52	\$28,112	8.06	\$7.96	\$8.77	\$11.02	\$17.05	\$22.54	\$16,561	\$18,239	\$22,929	\$35,469	\$46,894
41-2022	Parts Salespersons	150	21.99	\$15.93	\$33,139	4.54	\$10.22	\$12.26	\$15.76	\$18.29	\$21.88	\$21,250	\$25,503	\$32,783	\$38,049	\$45,513
41-2031	Retail Salespersons	5,780	5.84	\$11.80	\$24,535	2.36	\$7.91	\$8.58	\$9.96	\$13.18	\$18.27	\$16,462	\$17,849	\$20,719	\$27,406	\$38,004
41-3011	Advertising Sales Agents	130	25.05	\$21.08	\$43,839	9.29	\$11.98	\$13.44	\$18.36	\$24.47	\$36.49	\$24,917	\$27,947	\$38,186	\$50,892	\$75,900
41-3021	Insurance Sales Agents	320	16.16	\$25.05	\$52,106	11.62	\$15.49	\$17.10	\$21.07	\$25.82	\$30.74	\$32,229	\$35,578	\$43,836	\$53,714	\$63,935
41-3031	Securities, Commodities, and Financial Services Sales Agents	390	16.16	\$48.58	\$101,053	25.88	\$15.33	\$16.94	\$25.01	\$64.99		\$31,888	\$35,239	\$52,017	\$135,187	
41-3041	Travel Agents	70	12.42	\$14.91	\$31,023	4.43	\$10.38	\$11.97	\$14.36	\$16.70	\$18.07	\$21,589	\$24,896	\$29,861	\$34,743	\$37,588
41-3099	Sales Representatives, Services, All Other	490	12.32	\$27.95	\$58,138	5.06	\$10.79	\$16.98	\$25.67	\$34.61	\$49.56	\$22,437	\$35,312	\$53,403	\$71,996	\$103,095
41-4011	Sales Representatives, Wholesale and Manufacturing, Technical and Scientific Products			\$37.64	\$78,289	7.39	\$20.05	\$25.26	\$31.55	\$45.84	\$63.57	\$41,700	\$52,531	\$65,632	\$95,355	\$132,231
41-4012	Sales Representatives, Wholesale and Manufacturing, Except Technical and Scientific Products	1,320	9.29	\$30.93	\$64,344	5.15	\$12.75	\$17.03	\$23.16	\$38.42	\$55.18	\$26,523	\$35,428	\$48,167	\$79,908	\$114,776
41-9011	Demonstrators and Product Promoters			\$12.75	\$26,517	6.40	\$10.10	\$10.76	\$11.87	\$14.85	\$16.93	\$21,007	\$22,387	\$24,689	\$30,880	\$35,214
41-9021	Real Estate Brokers	90	43.48	\$25.47	\$52,969	14.65	\$13.86	\$19.41	\$21.66	\$25.71	\$47.88	\$28,821	\$40,362	\$45,056	\$53,474	\$99,596
41-9022	Real Estate Sales Agents	120	44.69	\$30.93	\$64,328	9.22	\$13.99	\$21.59	\$31.64	\$34.93	\$41.00	\$29,093	\$44,916	\$65,008	\$72,651	\$85,290
41-9031	Sales Engineers			\$42.24	\$87,854	3.30	\$24.79	\$27.80	\$37.10	\$54.54	\$68.01	\$51,562	\$57,815	\$77,169	\$113,447	\$141,467



Occupational Code	Occupational Title	Employment Estimate	Employment Percentage Relative Standard Error	Average Hourly Wage	Average Annual Wage	Wage Percentage Relative Standard Error	10th Percentile (Hourly)	25th Percentile (Hourly)	50th Percentile (Hourly)	75th Percentile (Hourly)	90th Percentile (Hourly)	10th Percentile (Annual)	25th Percentile (Annual)	50th Percentile (Annual)	75th Percentile (Annual)	90th Percentile (Annual)
45-2092	Farmworkers and Laborers, Crop, Nursery, and Greenhouse	50	37.05	\$14.15	\$29,424	8.42	\$8.21	\$9.48	\$10.99	\$17.56	\$26.66	\$17,086	\$19,714	\$22,854	\$36,523	\$55,461
45-2093	Farmworkers, Farm, Ranch, and Aquacultural Animals	60	43.04	\$10.99	\$22,860	9.43	\$7.92	\$8.56	\$9.67	\$12.72	\$14.79	\$16,469	\$17,809	\$20,117	\$26,448	\$30,771
47-0000	Construction and Extraction Occupations	5,650	5.56	\$20.98	\$43,633	1.90	\$12.74	\$15.91	\$19.81	\$25.14	\$31.61	\$26,494	\$33,094	\$41,201	\$52,287	\$65,744
47-1011	First-Line Supervisors of Construction Trades and Extraction Workers	560	8.78	\$29.86	\$62,112	3.02	\$17.04	\$23.94	\$30.12	\$35.91	\$42.74	\$35,435	\$49,797	\$62,643	\$74,702	\$88,898
47-2021	Brickmasons and Blockmasons	140	16.90	\$22.73	\$47,287	5.16	\$13.39	\$16.60	\$24.41	\$27.65	\$29.50	\$27,856	\$34,533	\$50,769	\$57,515	\$61,359
47-2031	Carpenters	600	20.43	\$19.26	\$40,053	3.28	\$12.86	\$15.82	\$19.09	\$22.27	\$26.46	\$26,755	\$32,914	\$39,697	\$46,322	\$55,027
47-2051	Cement Masons and Concrete Finishers	240	29.94	\$16.58	\$34,483	7.43	\$11.20	\$13.13	\$16.08	\$19.33	\$22.26	\$23,306	\$27,305	\$33,439	\$40,211	\$46,306
47-2061	Construction Laborers	780	13.88	\$15.94	\$33,152	2.84	\$10.20	\$12.22	\$15.00	\$18.30	\$23.72	\$21,215	\$25,409	\$31,193	\$38,057	\$49,345
47-2071	Paving, Surfacing, and Tamping Equipment Operators	120	18.38	\$21.09	\$43,877	2.34	\$15.47	\$17.62	\$20.71	\$24.26	\$28.27	\$32,168	\$36,646	\$43,082	\$50,461	\$58,801
47-2073	Operating Engineers and Other Construction Equipment Operators	310	12.56	\$20.13	\$41,862	1.93	\$15.07	\$16.57	\$19.32	\$22.68	\$27.66	\$31,341	\$34,472	\$40,184	\$47,183	\$57,525
47-2081	Drywall and Ceiling Tile Installers	190	22.56	\$19.56	\$40,678	8.41	\$15.12	\$16.51	\$18.95	\$22.15	\$25.97	\$31,456	\$34,339	\$39,425	\$46,064	\$54,010
47-2082	Tapers	20	0.09	\$16.21	\$33,720	3.48	\$14.99	\$15.62	\$16.68	\$17.74	\$18.37	\$31,175	\$32,496	\$34,696	\$36,897	\$38,217
47-2111	Electricians	390	23.81	\$25.31	\$52,639	9.44	\$17.25	\$19.92	\$22.77	\$28.68	\$40.28	\$35,883	\$41,438	\$47,355	\$59,652	\$83,791
47-2121	Glaziers			\$17.75	\$36,916	9.21	\$12.79	\$14.62	\$16.96	\$20.15	\$25.44	\$26,613	\$30,401	\$35,275	\$41,902	\$52,906
47-2141	Painters, Construction and Maintenance	200	11.95	\$17.80	\$37,026	11.07	\$8.99	\$14.14	\$18.72	\$20.16	\$25.42	\$18,708	\$29,404	\$38,932	\$45,678	\$52,870
47-2151	Pipelayers	40	19.41	\$17.91	\$37,243	3.61	\$14.74	\$15.66	\$17.19	\$19.39	\$23.57	\$30,667	\$32,575	\$35,747	\$40,329	\$49,031
47-2152	Plumbers, Pipefitters, and Steamfitters	610	35.45	\$22.48	\$46,768	6.79	\$15.76	\$18.85	\$21.68	\$26.11	\$31.81	\$32,770	\$39,211	\$45,103	\$54,317	\$66,172
47-2181	Roofers	70	16.33	\$17.89	\$37,211	2.02	\$12.81	\$15.03	\$17.53	\$20.83	\$23.57	\$26,635	\$31,261	\$36,466	\$43,317	\$49,018
47-2211	Sheet Metal Workers	200	38.67	\$21.04	\$43,772	4.90	\$15.38	\$16.76	\$19.69	\$24.89	\$29.31	\$31,984	\$34,861	\$40,950	\$51,763	\$60,973
47-2221	Structural Iron and Steel Workers	360	18.51	\$23.58	\$49,041	3.03	\$16.26	\$18.59	\$23.98	\$27.82	\$31.84	\$33,815	\$38,675	\$49,885	\$57,873	\$66,225
47-3015	Helpers—Pipefitters, Plumbers, Pipefitters, and Steamfitters	20	21.88	\$15.61	\$32,473	3.27	\$12.49	\$13.45	\$14.94	\$17.51	\$20.25	\$25,971	\$27,967	\$31,074	\$36,412	\$42,116
47-4011	Construction and Building Inspectors	130	22.86	\$23.77	\$49,446	4.05	\$15.09	\$18.63	\$23.56	\$28.48	\$33.83	\$31,396	\$38,753	\$49,012	\$59,240	\$70,363
47-4041	Hazardous Materials Removal Workers	50	40.97	\$19.45	\$40,447	3.80	\$14.32	\$16.19	\$18.63	\$22.44	\$26.97	\$29,782	\$33,684	\$38,757	\$46,668	\$56,101
47-4051	Highway Maintenance Workers	100	4.90	\$19.08	\$39,695	2.84	\$10.80	\$17.07	\$20.65	\$21.68	\$24.27	\$22,458	\$35,499	\$42,954	\$45,095	\$50,476
47-4071	Septic Tank Servicers and Sewer Pipe Cleaners			\$24.63	\$51,222	7.45	\$16.88	\$19.56	\$22.63	\$31.24	\$34.40	\$35,121	\$40,692	\$47,076	\$64,979	\$71,554
49-0000	Installation, Maintenance, and Repair Occupations	4,650	4.81	\$21.73	\$45,206	1.91	\$11.66	\$15.70	\$20.71	\$26.86	\$33.75	\$24,253	\$32,662	\$43,085	\$55,879	\$70,204
49-1011	First-Line Supervisors of Mechanics, Installers, and Repairers	310	8.58	\$31.31	\$65,123	2.60	\$18.25	\$23.98	\$31.02	\$37.36	\$43.84	\$37,965	\$49,878	\$64,514	\$77,705	\$91,188
49-2011	Computer, Automated Teller, and Office Machine Repairers	60	18.41	\$21.28	\$44,252	3.27	\$15.19	\$18.00	\$21.10	\$24.88	\$28.34	\$31,587	\$37,436	\$43,891	\$51,758	\$58,948
49-2022	Telecommunications Equipment Installers and Repairers, Except Line Installers	170	36.81	\$27.32	\$56,822	3.44	\$23.41	\$24.64	\$26.66	\$28.68	\$35.17	\$48,702	\$51,254	\$55,457	\$59,660	\$73,154
49-2092	Electric Motor, Power Tool, and Related Repairers			\$17.94	\$37,322	17.66	\$9.98	\$10.89	\$20.06	\$22.60	\$26.08	\$20,750	\$22,656	\$41,734	\$47,005	\$54,237
49-2094	Electrical and Electronics Repairers, Commercial and Industrial Equipment	130	7.27	\$29.69	\$61,747	4.59	\$19.74	\$22.32	\$27.31	\$39.00	\$43.77	\$41,052	\$46,419	\$56,803	\$81,116	\$91,042
49-2097	Electronic Home Entertainment Equipment Installers and Repairers	70	36.09	\$15.09	\$31,392	7.53	\$12.26	\$12.98	\$14.18	\$16.86	\$20.49	\$25,491	\$26,991	\$29,491	\$35,072	\$42,613
49-3011	Aircraft Mechanics and Service Technicians			\$19.98	\$41,565	5.50	\$10.50	\$14.64	\$18.94	\$25.76	\$31.73	\$21,849	\$30,458	\$39,395	\$53,582	\$65,997
49-3021	Automotive Body and Related Repairers	210	27.23	\$24.52	\$51,012	10.30	\$12.02	\$15.97	\$22.72	\$30.44	\$43.58	\$24,994	\$33,225	\$47,268	\$63,315	\$90,655
49-3023	Automotive Service Technicians and Mechanics	720	7.69	\$20.64	\$42,939	3.63	\$13.13	\$16.16	\$19.36	\$24.62	\$29.46	\$27,311	\$33,611	\$40,262	\$51,204	\$61,273
49-3031	Bus and Truck Mechanics and Diesel Engine Specialists	110	24.04	\$23.56	\$49,003	4.40	\$15.73	\$17.74	\$24.29	\$28.16	\$32.14	\$32,715	\$36,906	\$50,518	\$58,572	\$66,844
49-3042	Mobile Heavy Equipment Mechanics, Except Engines	100	32.70	\$22.75	\$47,310	2.58	\$16.33	\$19.02	\$21.84	\$26.12	\$29.73	\$33,972	\$39,555	\$45,434	\$54,328	\$61,837
49-3052	Motorcycle Mechanics			\$17.59	\$36,595	4.08	\$11.99	\$14.15	\$16.90	\$19.09	\$25.39	\$24,942	\$29,438	\$35,147	\$39,698	\$52,809
49-3053	Outdoor Power Equipment and Other Small Engine Mechanics	50	38.41	\$18.20	\$37,857	7.66	\$11.72	\$13.96	\$19.17	\$21.67	\$24.11	\$24,380	\$29,046	\$39,882	\$45,074	\$50,154
49-3092	Recreational Vehicle Service Technicians	20	36.53	\$19.54	\$40,650	12.17	\$11.11	\$14.23	\$17.91	\$25.72	\$28.25	\$29,608	\$37,251	\$53,502	\$58,750	
49-3093	Tire Repairers and Changers	70	19.25	\$12.82	\$26,657	10.43	\$8.98	\$9.96	\$11.25	\$15.95	\$18.31	\$18,682	\$20,708	\$23,409	\$33,166	\$38,077



Occupational Code	Occupational Title	Employment Estimate	Employment Percentage Relative Standard Error	Average Hourly Wage	Average Annual Wage	Wage Percentage Relative Standard Error	10th Percentile (Hourly)	25th Percentile (Hourly)	50th Percentile (Hourly)	75th Percentile (Hourly)	90th Percentile (Hourly)	10th Percentile (Annual)	25th Percentile (Annual)	50th Percentile (Annual)	75th Percentile (Annual)	90th Percentile (Annual)
49-9012	Control and Valve Installers and Repairers, Except Mechanical Door	30	16.67	\$27.24	\$56,659	4.64	\$17.56	\$21.21	\$28.45	\$33.19	\$35.84	\$36,520	\$44,122	\$59,179	\$69,037	\$74,546
49-9021	Heating, Air Conditioning, and Refrigeration Mechanics and Installers	270	37.00	\$22.78	\$47,386	4.97	\$15.70	\$18.85	\$21.88	\$26.11	\$29.36	\$32,647	\$39,210	\$45,520	\$54,317	\$61,072
49-9031	Home Appliance Repairers	100	27.29	\$17.75	\$36,928	5.44	\$13.34	\$15.43	\$17.14	\$19.41	\$23.59	\$27,756	\$32,095	\$35,651	\$40,365	\$49,060
49-9041	Industrial Machinery Mechanics	340	9.03	\$25.95	\$53,986	3.69	\$17.95	\$23.18	\$25.82	\$28.44	\$34.66	\$37,343	\$48,208	\$53,697	\$59,146	\$72,087
49-9051	Electrical Power-Line Installers and Repairers	140	12.47	\$27.80	\$57,834	5.46	\$14.05	\$21.97	\$30.87	\$33.90	\$35.78	\$29,217	\$45,689	\$64,201	\$70,522	\$74,427
49-9052	Telecommunications Line Installers and Repairers			\$24.34	\$50,629	7.80	\$16.67	\$23.73	\$25.60	\$27.46	\$28.59	\$34,670	\$49,360	\$53,244	\$57,127	\$59,457
49-9062	Medical Equipment Repairers	20	32.45	\$20.96	\$43,600	8.08	\$10.19	\$11.42	\$22.32	\$26.99	\$30.70	\$21,191	\$23,759	\$46,421	\$56,131	\$63,849
49-9069	Precision Instrument and Equipment Repairers, All Other			\$27.25	\$56,673	11.23	\$15.66	\$17.03	\$30.94	\$36.24	\$38.60	\$32,582	\$35,427	\$64,355	\$75,384	\$80,279
49-9071	Maintenance and Repair Workers, General	1,030	6.04	\$16.87	\$35,086	2.17	\$9.69	\$12.33	\$16.37	\$20.68	\$25.25	\$20,155	\$25,646	\$34,058	\$43,021	\$52,510
49-9094	Locksmiths and Safe Repairers	40	15.48	\$15.17	\$31,555	11.91	\$9.02	\$11.43	\$15.94	\$17.71	\$20.36	\$18,753	\$23,771	\$33,156	\$36,839	\$42,340
49-9098	Helpers--Installation, Maintenance, and Repair Workers	50	43.46	\$12.27	\$25,519	4.70	\$8.93	\$10.19	\$12.05	\$13.70	\$16.10	\$18,578	\$21,189	\$25,061	\$28,491	\$33,488
49-9799	Installation, Maintenance, and Repair Workers, All Other*	80	32.97	\$12.83	\$26,681	10.43	\$7.80	\$8.45	\$11.21	\$16.71	\$19.99	\$16,231	\$17,570	\$23,324	\$34,755	\$41,589
51-0000	Production Occupations	6,700	4.38	\$17.09	\$35,538	2.96	\$9.22	\$11.54	\$15.28	\$21.20	\$27.21	\$19,173	\$23,995	\$31,792	\$44,090	\$56,589
51-1011	First-Line Supervisors of Production and Operating Workers	370	7.81	\$30.86	\$64,189	2.78	\$18.95	\$22.05	\$29.40	\$36.83	\$48.90	\$39,418	\$45,871	\$61,147	\$76,607	\$101,711
51-2022	Electrical and Electronic Equipment Assemblers	800	23.02	\$14.56	\$30,291	2.61	\$10.09	\$11.18	\$13.72	\$16.88	\$20.60	\$20,978	\$23,245	\$28,531	\$35,105	\$42,841
51-2041	Structural Metal Fabricators and Fitters	50	39.69	\$21.98	\$45,719	9.22	\$11.05	\$14.15	\$20.21	\$31.98	\$35.22	\$22,985	\$29,435	\$42,040	\$66,526	\$73,254
51-2092	Team Assemblers	510	14.87	\$14.33	\$29,807	3.63	\$8.91	\$10.83	\$13.72	\$17.03	\$20.95	\$18,537	\$22,526	\$28,548	\$35,433	\$43,583
51-2099	Assemblers and Fabricators, All Other	240	20.36	\$12.76	\$26,545	2.00	\$10.02	\$11.51	\$12.81	\$14.05	\$15.43	\$20,836	\$23,931	\$26,641	\$29,234	\$32,095
51-3011	Bakers	150	21.05	\$10.74	\$22,333	3.01	\$8.34	\$9.51	\$10.49	\$11.48	\$13.93	\$17,351	\$19,791	\$21,825	\$23,873	\$28,964
51-3021	Butchers and Meat Cutters			\$15.08	\$31,364	2.08	\$9.35	\$11.64	\$15.42	\$18.33	\$21.17	\$19,452	\$24,215	\$32,082	\$38,127	\$44,024
51-3092	Food Batchmakers			\$11.28	\$23,453	11.44	\$7.80	\$8.41	\$9.43	\$13.35	\$16.45	\$16,226	\$17,495	\$19,613	\$27,770	\$34,225
51-4011	Computer-Controlled Machine Tool Operators, Metal and Plastic	100	24.67	\$17.42	\$36,238	6.88	\$10.81	\$14.07	\$16.84	\$20.71	\$25.53	\$22,491	\$29,270	\$35,022	\$43,073	\$53,098
51-4031	Cutting, Punching, and Press Machine Setters, Operators, and Tenders, Metal and Plastic	60	16.96	\$13.99	\$29,095	11.36	\$7.96	\$8.81	\$13.86	\$19.06	\$21.73	\$16,562	\$18,329	\$28,836	\$39,639	\$45,203
51-4033	Grinding, Lapping, Polishing, and Buffing Machine Tool Setters, Operators, and Tenders, Metal and Plastic	60	26.58	\$14.75	\$30,678	4.69	\$10.16	\$11.26	\$13.58	\$18.79	\$21.59	\$21,136	\$23,411	\$28,249	\$39,082	\$44,901
51-4041	Machinists	370	13.55	\$17.94	\$37,314	6.12	\$9.02	\$14.07	\$18.12	\$22.12	\$25.99	\$18,764	\$29,274	\$37,689	\$46,006	\$54,050
51-4072	Molding, Coremaking, and Casting Machine Setters, Operators, and Tenders, Metal and Plastic	120	30.54	\$14.69	\$30,548	7.78	\$8.15	\$9.29	\$14.87	\$19.23	\$22.19	\$16,943	\$19,318	\$30,924	\$40,004	\$46,159
51-4121	Welders, Cutters, Solderers, and Brazers	220	23.67	\$20.72	\$43,097	5.56	\$12.06	\$13.67	\$17.35	\$23.90	\$39.37	\$25,083	\$28,430	\$36,097	\$49,713	\$81,893
51-5111	Prepress Technicians and Workers	20	34.01	\$19.60	\$40,765	24.38	\$8.77	\$11.30	\$20.02	\$27.18	\$31.66	\$18,246	\$23,500	\$41,636	\$56,537	\$65,850
51-5112	Printing Press Operators	130	16.22	\$16.40	\$34,118	5.56	\$10.79	\$12.65	\$15.38	\$19.88	\$22.65	\$22,444	\$26,309	\$31,984	\$41,350	\$47,122
51-6011	Laundry and Dry-Cleaning Workers	130	9.33	\$9.38	\$19,520	2.52	\$7.70	\$8.16	\$8.92	\$10.34	\$12.26	\$16,011	\$16,967	\$18,561	\$21,499	\$25,498
51-6031	Sewing Machine Operators	70	12.95	\$12.25	\$25,489	8.17	\$7.91	\$8.66	\$10.96	\$16.22	\$17.95	\$16,447	\$18,003	\$22,802	\$33,743	\$37,342
51-6052	Tailors, Dressmakers, and Custom Sewers			\$15.05	\$31,303	4.48	\$10.12	\$11.43	\$14.76	\$18.40	\$21.01	\$21,051	\$23,768	\$30,691	\$38,265	\$43,698
51-6062	Textile Cutting Machine Setters, Operators, and Tenders	30	45.19	\$13.77	\$28,636	6.68	\$10.11	\$11.28	\$13.49	\$16.20	\$17.95	\$21,034	\$23,465	\$28,068	\$33,691	\$37,331
51-7011	Cabinetmakers and Bench Carpenters	200	14.10	\$14.61	\$30,391	6.06	\$8.42	\$10.39	\$14.16	\$17.93	\$22.05	\$17,521	\$21,613	\$29,462	\$37,292	\$45,874
51-7021	Furniture Finishers	10	47.50	\$15.57	\$32,393	8.85	\$11.39	\$12.63	\$14.52	\$19.19	\$21.70	\$23,689	\$26,267	\$30,192	\$39,908	\$45,140
51-7041	Sawing Machine Setters, Operators, and Tenders, Wood			\$15.97	\$33,218	9.19	\$10.65	\$15.42	\$16.69	\$17.96	\$18.72	\$22,150	\$32,068	\$34,710	\$37,352	\$38,944
51-7042	Woodworking Machine Setters, Operators, and Tenders, Except Sawing			\$13.63	\$28,352	8.60	\$9.91	\$10.77	\$13.54	\$16.48	\$17.88	\$20,606	\$22,393	\$28,164	\$34,285	\$37,199
51-8021	Stationary Engineers and Boiler Operators	40	8.62	\$22.48	\$46,756	3.82	\$19.05	\$20.25	\$22.25	\$25.09	\$27.33	\$39,622	\$42,115	\$46,271	\$52,185	\$56,850
51-8031	Water and Wastewater Treatment Plant and System Operators	230	4.56	\$23.29	\$48,433	2.78	\$14.85	\$19.02	\$22.57	\$28.24	\$33.27	\$30,891	\$39,555	\$46,939	\$58,738	\$69,195
51-9021	Crushing, Grinding, and Polishing Machine Setters, Operators, and Tenders	30	29.56	\$17.52	\$36,449	7.70	\$12.24	\$15.51	\$18.04	\$20.67	\$22.28	\$25,457	\$32,261	\$37,522	\$42,995	\$46,347

Occupational Code	Occupational Title	Employment Estimate	Employment Percentage Relative Standard Error	Average Hourly Wage	Average Annual Wage	Wage Percentage Relative Standard Error	10th Percentile (Hourly)	25th Percentile (Hourly)	50th Percentile (Hourly)	75th Percentile (Hourly)	90th Percentile (Hourly)	10th Percentile (Annual)	25th Percentile (Annual)	50th Percentile (Annual)	75th Percentile (Annual)	90th Percentile (Annual)
51-9023	Mixing and Blending Machine Setters, Operators, and Tenders	30	3.48	\$11.26	\$23,415	4.01	\$7.79	\$8.45	\$9.97	\$13.86	\$17.13	\$16,213	\$17,570	\$20,736	\$28,824	\$35,636
51-9032	Cutting and Slicing Machine Setters, Operators, and Tenders	10	21.87	\$14.77	\$30,716	2.98	\$12.47	\$13.26	\$14.59	\$16.44	\$17.85	\$25,934	\$27,585	\$30,337	\$34,192	\$37,118
51-9041	Extruding, Forming, Pressing, and Compacting Machine Setters, Operators, and Tenders			\$12.13	\$25,237	6.79	\$8.28	\$9.73	\$11.85	\$14.33	\$16.73	\$17,213	\$20,247	\$24,654	\$29,801	\$34,808
51-9061	Inspectors, Testers, Sorters, Samplers, and Weighers	340	15.35	\$18.58	\$38,645	5.03	\$10.41	\$13.65	\$17.79	\$23.34	\$27.27	\$21,653	\$28,384	\$36,999	\$48,546	\$56,731
51-9081	Dental Laboratory Technicians	50	34.06	\$18.54	\$38,558	15.73	\$11.78	\$14.15	\$17.03	\$21.16	\$31.80	\$24,495	\$29,435	\$35,432	\$44,005	\$66,134
51-9111	Packaging and Filling Machine Operators and Tenders	330	7.58	\$16.40	\$34,102	13.71	\$9.43	\$10.67	\$14.01	\$23.74	\$26.76	\$19,615	\$22,197	\$29,151	\$49,381	\$55,666
51-9121	Coating, Painting, and Spraying Machine Setters, Operators, and Tenders	60	35.30	\$13.37	\$27,803	4.35	\$8.82	\$10.53	\$12.82	\$15.09	\$19.02	\$18,343	\$21,905	\$26,664	\$31,397	\$39,564
51-9122	Painters, Transportation Equipment	20	36.55	\$27.76	\$57,739	15.07	\$14.11	\$18.41	\$26.86	\$38.23	\$43.03	\$29,356	\$38,293	\$55,863	\$79,512	\$89,496
51-9123	Painting, Coating, and Decorating Workers			\$14.44	\$30,042	9.12	\$8.02	\$8.93	\$16.03	\$17.98	\$20.65	\$16,687	\$18,567	\$33,336	\$37,407	\$42,942
51-9151	Photographic Process Workers and Processing Machine Operators	40	20.01	\$11.53	\$23,982	6.54	\$8.11	\$9.16	\$11.13	\$13.67	\$16.02	\$16,861	\$19,053	\$23,156	\$28,426	\$33,329
51-9195	Molders, Shapers, and Casters, Except Metal and Plastic			\$11.56	\$24,037	15.03	\$7.95	\$8.75	\$10.20	\$14.18	\$18.19	\$16,529	\$18,192	\$21,218	\$29,492	\$37,833
51-9198	Helpers--Production Workers	240	14.08	\$11.53	\$23,987	7.52	\$7.81	\$8.43	\$9.98	\$13.63	\$16.96	\$16,235	\$17,538	\$20,757	\$28,351	\$35,267
51-9399	Production Workers, All Other*	60	38.89	\$14.77	\$30,725	4.64	\$8.86	\$10.56	\$14.36	\$18.53	\$21.78	\$18,427	\$21,959	\$29,871	\$38,542	\$45,305
53-0000	Transportation and Material Moving Occupations	4,870	6.99	\$14.91	\$31,019	4.09	\$8.25	\$9.55	\$13.84	\$18.85	\$22.51	\$17,166	\$19,867	\$28,781	\$39,218	\$46,822
53-1021	First-Line Supervisors of Helpers, Laborers, and Material Movers, Hand	70	7.03													
53-1031	First-Line Supervisors of Transportation and Material-Moving Machine and Vehicle Operators	100	19.09	\$25.31	\$52,646	4.56	\$14.50	\$16.60	\$23.62	\$32.44	\$39.72	\$30,162	\$34,525	\$49,136	\$67,469	\$82,611
53-3021	Bus Drivers, Transit and Intercity	90	28.78	\$16.81	\$34,963	6.36	\$12.01	\$13.31	\$17.93	\$20.47	\$21.90	\$24,971	\$27,692	\$37,302	\$42,581	\$45,552
53-3022	Bus Drivers, School or Special Client	270	3.12	\$14.40	\$29,943	2.24	\$12.09	\$12.84	\$14.09	\$15.88	\$17.96	\$25,155	\$26,712	\$29,307	\$33,026	\$37,359
53-3031	Driver/Sales Workers			\$11.17	\$23,226	15.12	\$7.77	\$8.19	\$8.90	\$9.67	\$19.27	\$16,171	\$17,045	\$18,503	\$20,117	\$40,073
53-3032	Heavy and Tractor-Trailer Truck Drivers	790	13.35	\$19.01	\$39,531	4.20	\$13.22	\$15.96	\$18.48	\$22.08	\$26.69	\$27,503	\$33,190	\$38,445	\$45,924	\$55,513
53-3033	Light Truck or Delivery Services Drivers	680	15.89	\$14.59	\$30,341	4.65	\$9.37	\$11.24	\$14.35	\$17.33	\$20.39	\$19,483	\$23,381	\$29,839	\$36,054	\$42,403
53-3041	Taxi Drivers and Chauffeurs	110	22.91	\$12.29	\$25,566	4.85	\$8.20	\$9.36	\$12.59	\$14.03	\$14.95	\$17,054	\$19,459	\$26,196	\$29,180	\$31,100
53-3099	Motor Vehicle Operators, All Other	60	41.80	\$13.75	\$28,600	7.90	\$8.70	\$10.26	\$14.43	\$16.82	\$18.00	\$18,090	\$21,340	\$30,022	\$34,982	\$37,436
53-6031	Automotive and Watercraft Service Attendants	150	36.26	\$9.57	\$19,902	4.77	\$7.75	\$8.26	\$9.10	\$10.66	\$12.53	\$16,126	\$17,177	\$18,929	\$22,181	\$26,061
53-7021	Crane and Tower Operators			\$23.32	\$48,503	3.84	\$18.70	\$20.39	\$23.33	\$26.50	\$28.40	\$38,901	\$42,409	\$48,521	\$55,119	\$59,066
53-7032	Excavating and Loading Machine and Dragline Operators	40	38.52	\$21.21	\$44,112	7.19	\$13.44	\$16.14	\$20.75	\$26.01	\$30.25	\$27,949	\$33,576	\$43,154	\$54,091	\$62,923
53-7051	Industrial Truck and Tractor Operators	210	14.62	\$15.50	\$32,237	5.40	\$8.48	\$11.05	\$14.19	\$19.62	\$22.60	\$17,634	\$22,991	\$29,508	\$40,811	\$47,010
53-7061	Cleaners of Vehicles and Equipment	200	26.42	\$10.19	\$21,196	4.55	\$7.87	\$8.58	\$9.92	\$11.23	\$12.99	\$16,364	\$17,844	\$20,640	\$23,351	\$27,024
53-7062	Laborers and Freight, Stock, and Material Movers, Hand	950	10.76	\$12.83	\$26,685	3.94	\$8.15	\$9.25	\$11.58	\$15.45	\$20.24	\$16,949	\$19,231	\$24,083	\$32,133	\$42,104
53-7064	Packers and Packagers, Hand	300	22.07	\$10.52	\$21,890	11.02	\$7.72	\$8.16	\$8.88	\$10.61	\$19.63	\$16,056	\$16,964	\$18,479	\$22,065	\$40,834
53-7081	Refuse and Recyclable Material Collectors			\$14.38	\$29,917	4.62	\$8.59	\$10.07	\$12.39	\$18.08	\$24.76	\$17,863	\$20,954	\$25,778	\$37,611	\$51,493

Occupational Code	Occupational Title	Employment Estimate	Employment-Percentage Relative Standard Error	Average Hourly Wage	Average Annual Wage	Wage Percentage Relative Standard Error	10th Percentile (Hourly)	25th Percentile (Hourly)	50th Percentile (Hourly)	75th Percentile (Hourly)	90th Percentile (Hourly)	10th Percentile (Annual)	25th Percentile (Annual)	50th Percentile (Annual)	75th Percentile (Annual)	90th Percentile (Annual)
00-0000	All Occupations	57,100	1.36	\$19.21	\$39,950	1.99	\$8.65	\$10.78	\$15.63	\$23.51	\$33.85	\$17,984	\$22,422	\$32,513	\$48,903	\$70,403
11-0000	Management Occupations	1,880	4.95	\$43.12	\$89,688	2.47	\$20.31	\$27.92	\$37.97	\$51.64	\$72.28	\$42,240	\$58,079	\$78,985	\$107,411	\$150,353
11-1011	Chief Executives	10	39.50	\$58.66	\$122,012	17.10	\$20.57	\$23.15	\$44.73	\$79.23		\$42,777	\$48,153	\$93,034	\$164,799	
11-1021	General and Operations Managers	940	5.93	\$44.09	\$91,716	3.82	\$21.19	\$27.59	\$35.84	\$51.00	\$78.13	\$44,078	\$57,378	\$74,547	\$106,082	\$162,502
11-2022	Sales Managers	60	20.59	\$48.48	\$100,848	10.34	\$21.85	\$27.69	\$37.47	\$66.96	\$86.30	\$45,451	\$57,603	\$77,942	\$139,274	\$179,513
11-2031	Public Relations and Fundraising Managers	10	0.18	\$36.78	\$76,501	2.28	\$29.24	\$31.66	\$35.24	\$43.21	\$51.52	\$60,818	\$65,854	\$73,298	\$89,870	\$107,168
11-3011	Administrative Services Managers	40	13.01	\$38.54	\$80,161	10.12	\$23.63	\$27.01	\$35.26	\$44.10	\$54.69	\$49,150	\$56,182	\$73,336	\$91,728	\$113,764
11-3021	Computer and Information Systems Managers	20	16.66	\$54.97	\$114,328	5.82	\$38.60	\$44.51	\$51.63	\$58.26	\$79.96	\$80,298	\$92,591	\$107,385	\$121,186	\$166,311
11-3031	Financial Managers	60	7.71	\$51.55	\$107,219	5.36	\$29.36	\$36.96	\$46.97	\$56.43	\$82.58	\$61,075	\$76,879	\$97,705	\$117,373	\$171,758
11-3071	Transportation, Storage, and Distribution Managers	20	11.71	\$41.82	\$86,983	3.61	\$29.71	\$31.76	\$43.82	\$51.01	\$55.03	\$61,802	\$66,067	\$91,140	\$106,103	\$114,460
11-3121	Human Resources Managers	10	18.13	\$39.98	\$83,149	4.70	\$27.23	\$36.46	\$41.41	\$46.06	\$53.02	\$56,633	\$75,843	\$86,133	\$95,800	\$110,288
11-9021	Construction Managers	50	20.21	\$48.59	\$101,061	5.20	\$29.31	\$34.85	\$43.99	\$64.95	\$72.46	\$60,974	\$72,484	\$91,508	\$135,087	\$150,714
11-9033	Education Administrators, Postsecondary	40	5.69	\$34.36	\$71,477	13.62	\$16.33	\$22.40	\$32.20	\$45.28	\$55.11	\$33,959	\$46,582	\$66,978	\$94,192	\$114,622
11-9041	Architectural and Engineering Managers			\$62.96	\$130,947	4.11	\$47.76	\$51.95	\$60.12	\$77.31	\$86.58	\$99,331	\$108,065	\$125,052	\$160,813	\$180,091
11-9051	Food Service Managers	50	33.80	\$20.48	\$42,606	6.34	\$14.47	\$16.05	\$18.61	\$25.02	\$28.51	\$30,102	\$33,376	\$38,712	\$52,042	\$59,308
11-9081	Lodging Managers			\$22.88	\$47,599	7.85	\$16.84	\$19.35	\$21.16	\$23.02	\$38.24	\$35,034	\$40,253	\$44,016	\$47,875	\$79,542
11-9111	Medical and Health Services Managers	130	3.95	\$49.47	\$102,890	3.76	\$30.97	\$39.16	\$46.22	\$57.58	\$77.07	\$64,423	\$81,452	\$96,141	\$119,769	\$160,314
11-9121	Natural Sciences Managers	10	15.57	\$48.62	\$101,131	5.34	\$37.66	\$38.60	\$44.59	\$59.39	\$68.05	\$78,341	\$80,286	\$92,746	\$123,541	\$141,548
11-9131	Postmasters and Mail Superintendents	10	0.09	\$25.55	\$53,142		\$11.81	\$17.50	\$24.90	\$29.18	\$38.64	\$24,567	\$36,395	\$51,797	\$60,700	\$80,369
11-9141	Property, Real Estate, and Community Association Managers	10	38.42	\$28.61	\$59,504	15.00	\$12.75	\$19.14	\$30.38	\$34.08	\$36.71	\$26,516	\$39,812	\$63,189	\$70,896	\$76,347
11-9151	Social and Community Service Managers	50	12.50	\$30.13	\$62,672	2.27	\$20.16	\$23.80	\$28.90	\$34.53	\$46.22	\$41,931	\$49,509	\$60,117	\$71,814	\$96,142
11-9199	Managers, All Other	90	6.72	\$42.36	\$88,118	4.85	\$14.39	\$33.87	\$44.60	\$54.23	\$58.88	\$29,931	\$70,456	\$92,768	\$112,805	\$122,471
13-0000	Business and Financial Operations Occupations	2,190	4.69	\$28.81	\$59,925	2.50	\$14.34	\$18.68	\$26.11	\$34.96	\$46.16	\$29,837	\$38,859	\$54,302	\$72,711	\$96,013
13-1023	Purchasing Agents, Except Wholesale, Retail, and Farm Products	80	11.22	\$26.51	\$55,147	3.06	\$16.79	\$19.75	\$23.88	\$31.09	\$39.35	\$34,921	\$41,082	\$49,673	\$64,675	\$81,846
13-1031	Claims Adjusters, Examiners, and Investigators	80	42.49	\$29.50	\$61,361	7.50	\$15.97	\$17.58	\$27.04	\$41.46	\$45.61	\$33,220	\$36,563	\$56,253	\$86,239	\$94,869
13-1041	Compliance Officers	60	10.86	\$27.24	\$56,661	4.36	\$14.76	\$17.76	\$26.06	\$32.88	\$41.79	\$30,701	\$36,934	\$54,201	\$68,399	\$86,916
13-1051	Cost Estimators	100	17.05	\$25.35	\$52,722	4.64	\$16.58	\$18.84	\$24.18	\$30.71	\$37.45	\$34,494	\$39,189	\$50,303	\$63,871	\$77,886
13-1078	Human Resources, Training, and Labor Relations Specialists, All Other*	140	10.59	\$24.02	\$49,972	2.82	\$14.81	\$18.63	\$22.63	\$28.36	\$36.14	\$30,801	\$38,753	\$47,074	\$58,983	\$75,168
13-1081	Logisticians	10	33.34	\$27.57	\$57,353	7.77	\$17.50	\$20.60	\$27.37	\$32.56	\$35.62	\$36,410	\$42,854	\$56,935	\$67,729	\$74,087
13-1111	Management Analysts	90	15.72	\$32.34	\$67,272	6.26	\$20.96	\$24.97	\$31.60	\$35.94	\$48.15	\$43,594	\$51,929	\$65,728	\$74,755	\$100,147
13-1141	Compensation, Benefits, and Job Analysis Specialists	20	17.94	\$24.08	\$50,082	3.91	\$17.03	\$19.88	\$23.30	\$27.69	\$33.29	\$35,418	\$41,344	\$48,464	\$57,591	\$69,251
13-1151	Training and Development Specialists	60	19.71	\$21.66	\$45,043	6.20	\$11.21	\$14.29	\$17.83	\$30.45	\$36.83	\$23,314	\$29,718	\$37,076	\$63,328	\$76,609
13-1161	Market Research Analysts and Marketing Specialists*	60	17.83	\$23.04	\$47,930	6.67	\$12.83	\$14.44	\$18.48	\$32.53	\$37.09	\$26,687	\$30,039	\$38,438	\$67,666	\$77,157
13-1199	Business Operations Specialists, All Other*	540	9.24	\$28.76	\$59,812	6.86	\$13.06	\$18.33	\$27.42	\$35.14	\$48.36	\$27,159	\$38,118	\$57,037	\$73,091	\$100,595
13-2011	Accountants and Auditors	480	9.24	\$29.07	\$60,468	3.16	\$14.40	\$20.64	\$26.94	\$34.93	\$44.90	\$29,962	\$42,923	\$56,039	\$72,663	\$93,402
13-2021	Appraisers and Assessors of Real Estate	50	20.20	\$22.25	\$46,290	1.97	\$16.79	\$19.48	\$21.79	\$25.06	\$28.57	\$34,923	\$40,515	\$45,324	\$52,116	\$59,419
13-2031	Budget Analysts	20	48.43	\$33.05	\$68,744	3.58	\$24.70	\$26.63	\$29.10	\$40.80	\$44.35	\$51,372	\$55,393	\$60,534	\$84,865	\$92,253
13-2051	Financial Analysts	40	42.28													
13-2052	Personal Financial Advisors	100	30.99	\$32.51	\$67,621	11.36	\$13.78	\$16.88	\$29.41	\$43.11	\$55.04	\$28,655	\$35,109	\$61,181	\$89,673	\$114,479
13-2053	Insurance Underwriters			\$27.34	\$56,876	4.13	\$18.35	\$21.41	\$26.78	\$33.25	\$37.30	\$38,176	\$44,534	\$55,698	\$69,153	\$77,591
13-2072	Loan Officers	110	16.75	\$37.07	\$77,112	12.21	\$15.75	\$17.64	\$30.58	\$46.22	\$68.35	\$32,751	\$36,688	\$63,600	\$96,137	\$142,176
13-2099	Financial Specialists, All Other	40	26.17	\$30.23	\$62,882	2.50	\$15.37	\$17.14	\$27.47	\$40.17	\$52.00	\$31,975	\$35,660	\$57,133	\$83,550	\$108,160
15-0000	Computer and Mathematical Occupations	500	9.72	\$30.63	\$63,713	2.56	\$17.08	\$23.42	\$29.90	\$37.23	\$44.97	\$35,526	\$48,711	\$62,195	\$77,436	\$93,543
15-1121	Computer Systems Analysts	70	24.09	\$36.87	\$76,698	5.12	\$19.46	\$26.32	\$35.40	\$46.32	\$56.90	\$40,485	\$54,746	\$73,624	\$96,355	\$118,348
15-1131	Computer Programmers	20	37.65	\$25.12	\$52,248	16.95	\$12.32	\$13.26	\$19.49	\$33.86	\$50.11	\$25,635	\$27,575	\$40,542	\$70,436	\$104,232
15-1132	Software Developers, Applications	60	29.11	\$33.32	\$69,298	9.94	\$20.13	\$24.95	\$34.51	\$41.71	\$45.21	\$41,874	\$51,900	\$71,780	\$86,753	\$94,046
15-1133	Software Developers, Systems Software	20	17.26	\$39.83	\$82,844	4.57	\$27.98	\$31.09	\$35.33	\$51.03	\$56.71	\$58,189	\$64,669	\$73,489	\$106,141	\$117,958
15-1142	Network and Computer Systems Administrators*	90	7.82	\$31.55	\$65,634	3.15	\$19.45	\$25.36	\$32.12	\$38.51	\$43.45	\$40,460	\$52,744	\$66,815	\$80,096	\$90,378
15-1150	Computer Support Specialists	150	22.90	\$24.57	\$51,108	2.74	\$14.74	\$19.87	\$24.87	\$28.52	\$34.04	\$30,666	\$41,322	\$51,734	\$59,316	\$70,796



Occupational Code	Occupational Title	Employment Estimate	Employment Percentage Relative Standard Error	Average Hourly Wage	Average Annual Wage	Wage Percentage Relative Standard Error	10th Percentile (Hourly)	25th Percentile (Hourly)	50th Percentile (Hourly)	75th Percentile (Hourly)	90th Percentile (Hourly)	10th Percentile (Annual)	25th Percentile (Annual)	50th Percentile (Annual)	75th Percentile (Annual)	90th Percentile (Annual)
23-2011	Paralegals and Legal Assistants*	90	37.45	\$17.85	\$37,125	4.28	\$13.00	\$14.83	\$17.63	\$20.73	\$22.63	\$27,034	\$30,852	\$36,669	\$43,125	\$47,063
23-2093	Title Examiners, Abstractors, and Searchers	30	40.46	\$18.79	\$39,084	4.14	\$12.55	\$15.32	\$17.37	\$23.97	\$27.54	\$26,112	\$31,865	\$36,132	\$49,850	\$57,279
23-2099	Legal Support Workers, All Other	30	17.25													
25-1071	Health Specialties Teachers, Postsecondary	30	6.94		\$46,240	3.08						\$27,821	\$32,653	\$41,248	\$58,405	\$72,213
25-1194	Vocational Education Teachers, Postsecondary	90	20.51	\$25.84	\$53,741	8.32	\$16.72	\$19.55	\$23.94	\$27.66	\$30.57	\$34,771	\$40,664	\$49,787	\$57,537	\$63,590
25-2011	Preschool Teachers, Except Special Education	110	21.51	\$14.36	\$29,862	8.41	\$7.96	\$8.66	\$12.14	\$18.37	\$26.18	\$16,559	\$18,007	\$25,261	\$38,214	\$54,463
25-3021	Self-Enrichment Education Teachers	40	24.75	\$15.74	\$32,742	5.85	\$11.69	\$13.27	\$15.74	\$17.57	\$19.63	\$24,323	\$27,601	\$32,730	\$36,538	\$40,828
25-3999	Teachers and Instructors, All Other*	30	11.84													
25-4021	Librarians	40	1.29													
27-0000	Arts, Design, Entertainment, Sports, and Media Occupations	950	14.92	\$18.31	\$38,077	7.35	\$9.16	\$10.64	\$14.91	\$22.50	\$33.57	\$19,044	\$22,122	\$31,013	\$46,791	\$69,819
27-1011	Art Directors	10	41.48	\$28.82	\$59,947	8.66	\$20.13	\$22.33	\$26.05	\$33.68	\$44.20	\$41,873	\$46,450	\$54,189	\$70,065	\$91,938
27-1023	Floral Designers	30	37.67	\$11.91	\$24,767	3.36	\$9.03	\$10.25	\$12.06	\$13.55	\$14.45	\$18,792	\$21,317	\$25,076	\$28,192	\$30,062
27-1024	Graphic Designers	100	29.65	\$16.21	\$33,727	6.61	\$10.99	\$12.67	\$15.19	\$18.13	\$23.63	\$22,852	\$26,360	\$31,594	\$37,708	\$49,155
27-2012	Producers and Directors	10	24.10	\$20.01	\$41,627	9.09	\$8.65	\$15.22	\$21.18	\$26.01	\$28.28	\$17,991	\$31,660	\$44,050	\$54,109	\$58,832
27-2022	Coaches and Scouts				\$28,448	8.15						\$17,106	\$19,553	\$23,757	\$33,274	\$48,125
27-3011	Radio and Television Announcers	30	30.08	\$15.34	\$31,909	10.91	\$8.81	\$10.98	\$13.52	\$19.28	\$22.91	\$18,316	\$22,848	\$28,127	\$40,092	\$47,646
27-3022	Reporters and Correspondents			\$18.93	\$39,379	18.56	\$8.33	\$10.28	\$14.58	\$31.32	\$34.96	\$17,323	\$21,392	\$30,325	\$65,142	\$72,727
27-3031	Public Relations Specialists	70	11.10	\$30.95	\$64,375	13.68	\$14.63	\$17.03	\$24.35	\$35.94	\$49.11	\$30,435	\$35,430	\$50,641	\$74,753	\$102,158
27-3041	Editors			\$30.46	\$63,350	7.37	\$15.57	\$22.08	\$32.44	\$36.35	\$44.30	\$32,393	\$45,936	\$67,474	\$75,605	\$92,138
27-3042	Technical Writers	10	12.65	\$26.12	\$54,324	4.61	\$18.82	\$21.66	\$25.03	\$29.01	\$34.05	\$39,139	\$45,048	\$52,058	\$60,336	\$70,814
27-4011	Audio and Video Equipment Technicians	20	31.43	\$12.38	\$25,750	17.08	\$7.74	\$8.31	\$9.26	\$16.68	\$18.49	\$16,101	\$17,290	\$19,270	\$34,705	\$38,462
27-4012	Broadcast Technicians	20	45.13	\$15.00	\$31,195	9.17	\$8.30	\$9.53	\$10.88	\$19.40	\$29.11	\$17,265	\$19,822	\$22,623	\$40,355	\$60,545
27-4021	Photographers	60	25.69	\$17.10	\$35,573	11.49	\$9.22	\$11.14	\$15.46	\$21.84	\$29.01	\$19,176	\$23,181	\$32,158	\$45,421	\$60,337
29-0000	Healthcare Practitioners and Technical Occupations	3,670	3.14	\$34.75	\$72,287	2.73	\$15.75	\$22.74	\$30.60	\$37.53	\$54.17	\$32,761	\$47,289	\$63,638	\$78,052	\$112,679
29-1011	Chiropractors			\$36.70	\$76,338	25.51	\$24.00	\$25.91	\$29.11	\$51.22	\$55.29	\$49,911	\$53,898	\$60,543	\$106,545	\$115,011
29-1021	Dentists, General	60	14.48													
29-1031	Dietitians and Nutritionists			\$26.10	\$54,294	3.29	\$16.10	\$19.26	\$27.10	\$32.73	\$35.39	\$33,497	\$40,061	\$56,358	\$68,077	\$73,619
29-1041	Optometrists	20	33.90													
29-1051	Pharmacists	130	12.89	\$55.47	\$115,374	1.54	\$48.26	\$51.20	\$55.24	\$61.57	\$68.66	\$100,386	\$106,503	\$114,893	\$128,070	\$142,805
29-1062	Family and General Practitioners	70	18.87	\$79.28	\$164,895	12.43	\$27.50	\$45.92	\$76.10			\$57,199	\$95,504	\$158,280		
29-1067	Surgeons	20	38.88													
29-1069	Physicians and Surgeons, All Other	140	20.60	\$92.45	\$192,291	14.37	\$26.88	\$74.78				\$55,914	\$155,542			
29-1071	Physician Assistants	70	23.74	\$35.78	\$74,420	2.70	\$25.12	\$29.66	\$35.96	\$42.45	\$47.88	\$52,246	\$61,685	\$74,801	\$88,292	\$99,586
29-1081	Podiatrists	10	23.09	\$80.17	\$166,751	26.65	\$52.37	\$60.13	\$66.34			\$108,934	\$125,064	\$137,985		
29-1111	Registered Nurses*	1,340	1.45	\$31.65	\$65,826	1.85	\$24.06	\$27.36	\$31.72	\$35.62	\$40.05	\$50,038	\$56,905	\$65,980	\$74,084	\$83,304
29-1122	Occupational Therapists	50	0.83	\$33.38	\$69,422	1.53	\$24.89	\$30.53	\$33.46	\$37.18	\$42.94	\$51,776	\$63,507	\$69,593	\$77,333	\$89,306
29-1123	Physical Therapists	150	2.77	\$32.57	\$67,750	3.11	\$20.28	\$28.74	\$33.76	\$38.60	\$43.82	\$42,190	\$59,774	\$70,219	\$80,282	\$91,141
29-1127	Speech-Language Pathologists	80	0.49	\$35.63	\$74,107	1.83	\$26.37	\$30.45	\$35.11	\$40.52	\$44.77	\$54,855	\$63,337	\$73,021	\$84,275	\$93,115
29-1131	Veterinarians	50	10.78	\$44.30	\$92,147	7.20	\$27.11	\$31.62	\$40.51	\$58.46	\$67.28	\$56,387	\$65,768	\$84,262	\$121,601	\$139,933
29-1199	Health Diagnosing and Treating Practitioners, All Other	20	27.26													
29-2012	Medical and Clinical Laboratory Technicians	40	21.99	\$20.21	\$42,039	5.26	\$14.04	\$16.77	\$19.81	\$24.43	\$27.13	\$29,205	\$34,872	\$41,204	\$50,816	\$56,428
29-2021	Dental Hygienists	110	24.61	\$37.05	\$77,063	1.90	\$30.87	\$33.42	\$37.49	\$41.62	\$44.10	\$64,216	\$69,510	\$77,984	\$86,570	\$91,722
29-2041	Emergency Medical Technicians and Paramedics	70	17.65	\$20.74	\$43,135	3.73	\$13.06	\$16.89	\$21.17	\$24.64	\$27.58	\$27,168	\$35,121	\$44,028	\$51,258	\$57,373
29-2051	Dietetic Technicians			\$13.82	\$28,753	11.13	\$8.22	\$9.30	\$11.67	\$18.58	\$21.07	\$17,097	\$19,338	\$24,265	\$38,650	\$43,820
29-2052	Pharmacy Technicians	150	18.55	\$14.79	\$30,757	2.12	\$10.69	\$12.31	\$14.96	\$17.28	\$18.59	\$22,238	\$25,598	\$31,124	\$35,939	\$38,662
29-2055	Surgical Technologists	90	45.04	\$22.65	\$47,120	3.68	\$15.89	\$17.72	\$21.84	\$26.18	\$28.62	\$33,044	\$36,864	\$45,419	\$54,449	\$59,539
29-2056	Veterinary Technologists and Technicians	80	28.17	\$12.74	\$26,493	9.63	\$8.94	\$10.35	\$12.19	\$14.24	\$18.43	\$18,591	\$21,532	\$25,362	\$29,622	\$38,325
29-2061	Licensed Practical and Licensed Vocational Nurses	190	8.05	\$20.41	\$42,451	2.72	\$15.04	\$17.45	\$20.36	\$22.53	\$25.75	\$31,293	\$36,289	\$42,342	\$46,867	\$53,569
29-2071	Medical Records and Health Information Technicians	80	4.72	\$17.37	\$36,123	4.15	\$12.00	\$13.53	\$16.46	\$21.13	\$25.83	\$24,957	\$28,150	\$34,242	\$43,960	\$53,733
29-2081	Opticians, Dispensing	30	46.28	\$15.00	\$31,204	5.03	\$8.98	\$13.17	\$15.55	\$17.47	\$18.84	\$18,678	\$27,404	\$32,338	\$36,329	\$39,197
29-2091	Orthotists and Prosthetists			\$29.05	\$60,425	23.69	\$12.69	\$14.48	\$32.20	\$40.61	\$44.45	\$26,399	\$30,119	\$66,975	\$84,463	\$92,447

Occupational Code	Occupational Title	Employment Estimate	Employment Percentage Relative Standard Error	Average Hourly Wage	Average Annual Wage	Wage Percentage Relative Standard Error	10th Percentile (Hourly)	25th Percentile (Hourly)	50th Percentile (Hourly)	75th Percentile (Hourly)	90th Percentile (Hourly)	10th Percentile (Annual)	25th Percentile (Annual)	50th Percentile (Annual)	75th Percentile (Annual)	90th Percentile (Annual)
29-2799	Health Technologists and Technicians, All Other*			\$22.13	\$46,035	13.01	\$12.40	\$13.81	\$16.46	\$23.01	\$50.73	\$25,783	\$28,734	\$34,237	\$47,855	\$105,514
29-9011	Occupational Health and Safety Specialists	30	15.07	\$33.66	\$70,003	5.79	\$17.89	\$23.29	\$31.27	\$39.82	\$56.05	\$37,218	\$48,446	\$65,041	\$82,817	\$116,575
31-0000	Healthcare Support Occupations	2,070	6.59	\$12.63	\$26,265	2.81	\$8.54	\$9.93	\$11.51	\$14.34	\$17.94	\$17,768	\$20,655	\$23,934	\$29,835	\$37,309
31-1011	Home Health Aides	570	13.57	\$9.59	\$19,942	3.03	\$7.75	\$8.33	\$9.30	\$10.70	\$11.55	\$16,122	\$17,318	\$19,345	\$22,256	\$24,028
31-1012	Nursing Aides, Orderlies, and Attendants*	600	9.09	\$11.59	\$24,109	1.65	\$9.75	\$10.34	\$11.33	\$12.90	\$14.14	\$20,273	\$21,507	\$23,563	\$26,841	\$29,406
31-2021	Physical Therapist Assistants	30	37.09	\$25.36	\$52,756	2.46	\$22.06	\$24.06	\$25.83	\$27.59	\$28.64	\$45,895	\$50,055	\$53,718	\$57,381	\$59,579
31-9011	Massage Therapists	20	20.84	\$22.53	\$46,860	8.46	\$10.19	\$11.47	\$23.49	\$31.79	\$34.88	\$21,191	\$23,852	\$48,854	\$66,119	\$72,559
31-9091	Dental Assistants	150	19.78	\$15.03	\$31,256	9.67	\$10.41	\$11.80	\$14.07	\$17.64	\$21.25	\$21,653	\$24,534	\$29,275	\$36,684	\$44,204
31-9092	Medical Assistants	420	24.36	\$14.35	\$29,853	2.67	\$9.95	\$11.37	\$14.25	\$16.96	\$18.46	\$20,704	\$23,642	\$29,634	\$35,267	\$38,405
31-9093	Medical Equipment Preparers	10	1.01	\$19.24	\$40,013	3.38	\$12.29	\$13.20	\$14.71	\$18.51	\$40.70	\$25,564	\$27,448	\$30,592	\$38,500	\$84,650
31-9096	Veterinary Assistants and Laboratory Animal Caretakers			\$10.45	\$21,733	4.17	\$8.08	\$9.04	\$10.34	\$11.62	\$13.62	\$16,809	\$18,806	\$21,513	\$24,168	\$28,327
31-9799	Healthcare Support Workers, All Other*	150	2.03	\$15.46	\$32,152	2.49	\$12.02	\$13.08	\$14.94	\$17.41	\$20.14	\$25,005	\$27,214	\$31,085	\$36,208	\$41,883
33-0000	Protective Service Occupations	1,170	7.83	\$20.63	\$42,904	5.12	\$10.68	\$13.31	\$18.55	\$26.37	\$34.36	\$22,206	\$27,679	\$38,580	\$54,855	\$71,477
33-1021	First-Line Supervisors of Fire Fighting and Prevention Workers	20	28.65	\$34.31	\$71,363	3.75	\$27.00	\$30.25	\$34.19	\$39.42	\$43.25	\$56,155	\$62,920	\$71,109	\$81,985	\$89,961
33-1099	First-Line Supervisors of Protective Service Workers, All Other	40	13.83	\$20.40	\$42,429	7.45	\$14.85	\$16.39	\$19.58	\$23.55	\$28.68	\$30,892	\$34,084	\$40,734	\$48,980	\$59,664
33-9032	Security Guards	260	33.97	\$12.42	\$25,842	4.78	\$9.13	\$11.03	\$12.45	\$13.79	\$15.03	\$18,991	\$22,948	\$25,900	\$28,691	\$31,252
33-9091	Crossing Guards	170	9.64	\$14.69	\$30,564	6.26	\$10.82	\$12.72	\$15.02	\$16.82	\$17.90	\$22,512	\$26,463	\$31,248	\$34,982	\$37,223
33-9093	Transportation Security Screeners* (federal only)	40	0.03	\$16.53	\$34,374		\$14.00	\$14.01	\$16.24	\$18.54	\$19.40	\$29,127	\$29,137	\$33,784	\$38,571	\$40,358
35-0000	Food Preparation and Serving Related Occupations	5,790	3.70	\$10.27	\$21,368	2.17	\$7.73	\$8.24	\$9.09	\$11.35	\$14.87	\$16,075	\$17,136	\$18,905	\$23,600	\$30,929
35-1011	Chefs and Head Cooks	40	28.98	\$19.66	\$40,885	7.08	\$12.58	\$15.68	\$19.62	\$22.19	\$29.90	\$26,156	\$32,623	\$40,811	\$46,157	\$62,187
35-1012	First-Line Supervisors of Food Preparation and Serving Workers	350	13.70	\$16.67	\$34,671	4.24	\$10.96	\$12.84	\$15.58	\$20.46	\$22.86	\$22,807	\$26,717	\$32,411	\$42,555	\$47,542
35-2012	Cooks, Institution and Cafeteria	130	19.92	\$12.06	\$25,081	4.56	\$8.23	\$9.68	\$12.02	\$13.95	\$16.21	\$17,123	\$20,131	\$25,008	\$29,017	\$33,710
35-2014	Cooks, Restaurant	630	7.85	\$11.73	\$24,393	4.51	\$9.07	\$10.08	\$11.58	\$13.40	\$14.48	\$18,872	\$20,957	\$24,080	\$27,863	\$30,127
35-2015	Cooks, Short Order			\$10.88	\$22,637	3.35	\$8.11	\$9.24	\$10.89	\$12.72	\$13.93	\$16,875	\$19,217	\$22,641	\$26,448	\$28,967
35-2021	Food Preparation Workers	380	33.07	\$10.04	\$20,890	6.36	\$7.75	\$8.31	\$9.23	\$11.46	\$14.24	\$16,126	\$17,277	\$19,197	\$23,830	\$29,615
35-3011	Bartenders	280	24.24	\$10.54	\$21,930	5.95	\$7.70	\$8.14	\$8.88	\$14.57	\$16.90	\$16,008	\$16,933	\$18,475	\$30,307	\$35,159
35-3021	Combined Food Preparation and Serving Workers, Including Fast Food	1,590	17.40	\$9.20	\$19,127	3.39	\$7.67	\$8.10	\$8.82	\$10.01	\$11.45	\$15,952	\$16,847	\$18,338	\$20,818	\$23,808
35-3022	Counter Attendants, Cafeteria, Food Concession, and Coffee Shop	210	46.95	\$8.54	\$17,764	3.94	\$7.60	\$7.94	\$8.51	\$9.09	\$9.84	\$15,799	\$16,515	\$17,708	\$18,900	\$20,459
35-3031	Waiters and Waitresses	1,170	9.40	\$9.55	\$19,862	7.57	\$7.64	\$8.01	\$8.62	\$9.23	\$15.83	\$15,885	\$16,651	\$17,929	\$19,207	\$32,918
35-3041	Food Servers, Nonrestaurant	270	20.11	\$9.17	\$19,082	3.17	\$7.64	\$8.04	\$8.70	\$9.38	\$13.05	\$15,890	\$16,721	\$18,106	\$19,504	\$27,140
35-9011	Dining Room and Cafeteria Attendants and Bartender Helpers	130	27.40	\$9.98	\$20,755	7.15	\$7.66	\$8.11	\$8.85	\$10.48	\$16.16	\$15,930	\$16,859	\$18,408	\$21,801	\$33,613
35-9021	Dishwashers	200	24.67	\$9.91	\$20,614	4.14	\$7.87	\$8.63	\$9.90	\$11.05	\$11.99	\$16,376	\$17,954	\$20,595	\$22,980	\$24,941
35-9031	Hosts and Hostesses, Restaurant, Lounge, and Coffee Shop	210	29.62	\$8.98	\$18,675	3.55	\$7.67	\$8.08	\$8.76	\$9.58	\$10.97	\$15,947	\$16,803	\$18,229	\$19,935	\$22,815
37-0000	Building and Grounds Cleaning and Maintenance Occupations	1,580	6.72	\$12.65	\$26,315	2.77	\$8.22	\$9.41	\$11.33	\$14.46	\$19.60	\$17,093	\$19,581	\$23,568	\$30,070	\$40,763
37-1011	First-Line Supervisors of Housekeeping and Janitorial Workers	80	12.41	\$17.35	\$36,078	3.41	\$11.96	\$13.60	\$16.30	\$19.46	\$22.96	\$24,882	\$28,291	\$33,897	\$40,483	\$47,758
37-1012	First-Line Supervisors of Landscaping, Lawn Service, and Groundskeeping Workers	20	20.86	\$23.33	\$48,518	7.52	\$15.71	\$17.24	\$20.22	\$29.74	\$38.11	\$32,681	\$35,854	\$42,065	\$61,856	\$79,269
37-2011	Janitors and Cleaners, Except Maids and Housekeeping Cleaners	700	5.64	\$12.20	\$25,366	2.98	\$8.33	\$9.57	\$11.52	\$13.83	\$17.52	\$17,325	\$19,905	\$23,953	\$28,764	\$36,446
37-2012	Maids and Housekeeping Cleaners	370	27.07	\$9.84	\$20,476	3.40	\$7.82	\$8.43	\$9.49	\$10.94	\$12.38	\$16,258	\$17,537	\$19,749	\$22,759	\$25,750
37-3011	Landscaping and Groundskeeping Workers	350	8.20	\$14.29	\$29,715	4.49	\$8.90	\$10.25	\$12.93	\$17.99	\$22.06	\$18,503	\$21,326	\$26,890	\$37,424	\$45,887
39-0000	Personal Care and Service Occupations	1,740	6.37	\$11.09	\$23,068	2.36	\$7.91	\$8.67	\$10.14	\$12.54	\$16.27	\$16,453	\$18,033	\$21,085	\$26,083	\$33,834
39-1021	First-Line Supervisors of Personal Service Workers	40	8.72	\$15.37	\$31,966	4.26	\$10.48	\$12.29	\$13.91	\$17.28	\$22.43	\$21,789	\$25,565	\$28,934	\$35,944	\$46,651
39-2021	Nonfarm Animal Caretakers	90	21.10	\$11.33	\$23,562	8.79	\$8.00	\$8.96	\$10.61	\$13.19	\$16.83	\$16,641	\$18,631	\$22,071	\$27,428	\$35,001

Occupational Code	Occupational Title	Employment Estimate	Employment Percentage Relative Standard Error	Average Hourly Wage	Average Annual Wage	Wage Percentage Relative Standard Error	10th Percentile (Hourly)	25th Percentile (Hourly)	50th Percentile (Hourly)	75th Percentile (Hourly)	90th Percentile (Hourly)	10th Percentile (Annual)	25th Percentile (Annual)	50th Percentile (Annual)	75th Percentile (Annual)	90th Percentile (Annual)
39-4831	Funeral Service Managers, Directors, Morticians, and Undertakers	10	38.20	\$23.86	\$49,620	10.45	\$15.97	\$17.88	\$25.35	\$27.81	\$29.29	\$33,214	\$37,192	\$52,732	\$57,851	\$60,922
39-5012	Hairdressers, Hairstylists, and Cosmetologists	220	21.52	\$10.75	\$22,364	9.41	\$7.87	\$8.52	\$9.68	\$11.41	\$16.61	\$16,374	\$17,732	\$20,134	\$23,724	\$34,552
39-6012	Concierges	20	49.62	\$9.05	\$18,822	4.98	\$7.71	\$8.12	\$8.80	\$9.48	\$11.38	\$16,044	\$16,891	\$18,302	\$19,723	\$23,664
39-9011	Childcare Workers	230	28.79	\$9.14	\$19,003	5.10	\$7.71	\$8.09	\$8.73	\$9.36	\$11.65	\$16,036	\$16,828	\$18,149	\$19,466	\$24,222
39-9021	Personal Care Aides	610	9.35	\$10.37	\$21,569	3.06	\$8.04	\$9.05	\$10.27	\$11.37	\$13.27	\$16,724	\$18,822	\$21,362	\$23,650	\$27,592
39-9031	Fitness Trainers and Aerobics Instructors	140	14.09	\$15.08	\$31,364	5.70	\$9.03	\$12.96	\$15.72	\$17.56	\$18.70	\$18,780	\$26,965	\$32,696	\$36,534	\$38,898
39-9032	Recreation Workers	100	23.27	\$14.11	\$29,355	5.82	\$9.93	\$11.25	\$13.43	\$16.23	\$18.65	\$20,656	\$23,404	\$27,934	\$33,756	\$38,793
41-0000	Sales and Related Occupations	7,020	3.69	\$15.32	\$31,861	2.92	\$8.14	\$9.13	\$11.38	\$18.03	\$28.11	\$16,934	\$18,994	\$23,681	\$37,512	\$58,470
41-1011	First-Line Supervisors of Retail Sales Workers	610	8.81	\$20.01	\$41,629	4.17	\$11.02	\$13.25	\$16.82	\$22.11	\$34.88	\$22,911	\$27,566	\$34,995	\$45,986	\$72,546
41-1012	First-Line Supervisors of Non-Retail Sales Workers	50	34.12	\$27.28	\$56,740	7.37	\$16.25	\$18.57	\$26.28	\$33.45	\$40.70	\$33,806	\$38,618	\$54,669	\$69,574	\$84,658
41-2011	Cashiers	1,740	7.98	\$9.85	\$20,482	1.73	\$7.86	\$8.44	\$9.40	\$10.81	\$11.98	\$16,357	\$17,548	\$19,543	\$22,484	\$24,923
41-2021	Counter and Rental Clerks	340	18.54	\$11.45	\$23,824	4.31	\$8.03	\$8.77	\$9.99	\$11.59	\$14.38	\$16,709	\$18,250	\$20,789	\$24,098	\$29,906
41-2022	Parts Salespersons	210	21.70	\$18.91	\$39,329	5.68	\$10.14	\$13.26	\$17.68	\$24.02	\$28.39	\$21,100	\$27,580	\$36,764	\$49,951	\$59,061
41-2031	Retail Salespersons	2,430	5.27	\$13.08	\$27,215	5.28	\$8.00	\$8.77	\$10.50	\$13.92	\$20.69	\$16,633	\$18,246	\$21,841	\$28,964	\$43,030
41-3011	Advertising Sales Agents	80	19.78	\$18.60	\$38,686	6.76	\$9.36	\$11.07	\$17.56	\$22.25	\$32.54	\$19,476	\$23,016	\$36,532	\$46,270	\$67,693
41-3021	Insurance Sales Agents	140	13.35	\$17.47	\$36,327	9.75	\$8.03	\$9.02	\$16.60	\$25.33	\$28.75	\$16,693	\$18,760	\$34,536	\$52,688	\$59,797
41-3031	Securities, Commodities, and Financial Services Sales Agents	80	41.38	\$30.57	\$63,587	20.78	\$13.12	\$14.87	\$18.46	\$30.72	\$53.90	\$27,298	\$30,926	\$38,406	\$63,893	\$112,110
41-3099	Sales Representatives, Services, All Other	260	23.31	\$26.66	\$55,442	3.48	\$14.66	\$18.16	\$24.15	\$32.44	\$45.73	\$30,497	\$37,765	\$50,241	\$67,480	\$95,128
41-4011	Sales Representatives, Wholesale and Manufacturing, Technical and Scientific Products	20	25.34	\$44.73	\$93,046	9.43	\$27.11	\$33.55	\$42.50	\$60.03	\$68.37	\$56,390	\$69,794	\$88,396	\$124,859	\$142,200
41-4012	Sales Representatives, Wholesale and Manufacturing, Except Technical and Scientific Products	890	12.77	\$22.97	\$47,788	3.04	\$10.84	\$16.56	\$21.46	\$27.77	\$35.62	\$22,552	\$34,436	\$44,628	\$57,769	\$74,099
41-9021	Real Estate Brokers	10	47.87	\$18.74	\$38,976	7.65	\$12.10	\$12.82	\$14.03	\$25.31	\$28.22	\$25,167	\$26,674	\$29,186	\$52,653	\$58,704
41-9022	Real Estate Sales Agents	80	44.28	\$17.46	\$36,314	8.15	\$12.13	\$13.03	\$14.54	\$18.58	\$31.52	\$25,222	\$27,105	\$30,242	\$38,645	\$65,567
41-9799	Sales and Related Workers, All Other*	70	24.92	\$13.34	\$27,756	6.64	\$8.64	\$9.87	\$11.17	\$14.63	\$21.75	\$17,974	\$20,538	\$23,227	\$30,426	\$45,244
43-0000	Office and Administrative Support Occupations	9,310	3.85	\$15.27	\$31,760	0.73	\$9.43	\$11.38	\$14.34	\$17.98	\$22.62	\$19,614	\$23,672	\$29,834	\$37,404	\$47,047
43-1011	First-Line Supervisors of Office and Administrative Support Workers	420	7.98	\$23.69	\$49,276	2.21	\$14.46	\$17.33	\$22.56	\$28.54	\$34.39	\$30,070	\$36,055	\$46,927	\$59,373	\$71,534
43-2011	Switchboard Operators, Including Answering Service	50	48.03	\$11.48	\$23,888	2.08	\$8.51	\$9.71	\$10.95	\$12.95	\$15.42	\$17,692	\$20,202	\$22,775	\$26,937	\$32,067
43-3011	Bill and Account Collectors	150	38.54	\$15.53	\$32,309	5.72	\$8.94	\$11.80	\$14.95	\$18.59	\$22.89	\$18,597	\$24,542	\$31,092	\$38,676	\$47,612
43-3021	Billing and Posting Clerks	170	15.21	\$15.53	\$32,310	2.85	\$11.84	\$13.13	\$15.38	\$17.77	\$20.38	\$24,620	\$27,309	\$31,985	\$36,959	\$42,398
43-3031	Bookkeeping, Accounting, and Auditing Clerks	790	7.50	\$16.41	\$34,130	1.48	\$10.93	\$13.49	\$16.21	\$18.59	\$22.30	\$22,741	\$28,056	\$33,712	\$38,674	\$46,382
43-3051	Payroll and Timekeeping Clerks			\$12.95	\$26,945	15.46	\$7.72	\$8.26	\$9.16	\$18.17	\$21.31	\$16,056	\$17,178	\$19,046	\$37,794	\$44,329
43-3061	Procurement Clerks	10	0.18	\$18.68	\$38,862	2.10	\$13.46	\$16.78	\$19.20	\$20.52	\$25.16	\$27,999	\$34,909	\$39,942	\$42,677	\$52,340
43-3071	Tellers	250	10.02	\$11.81	\$24,555	3.13	\$9.84	\$10.37	\$11.25	\$12.77	\$14.51	\$20,472	\$21,569	\$23,396	\$26,563	\$30,189
43-4051	Customer Service Representatives	980	20.75	\$14.68	\$30,537	1.87	\$10.07	\$11.88	\$13.81	\$16.87	\$20.68	\$20,956	\$24,716	\$28,733	\$35,091	\$43,018
43-4061	Eligibility Interviewers, Government Programs	60	6.53													
43-4071	File Clerks	70	30.61	\$12.36	\$25,699	4.48	\$9.12	\$10.25	\$11.72	\$14.02	\$16.52	\$18,979	\$21,321	\$24,382	\$29,166	\$34,354
43-4081	Hotel, Motel, and Resort Desk Clerks	170	27.00	\$8.73	\$18,149	5.36	\$7.68	\$8.05	\$8.66	\$9.27	\$10.70	\$15,981	\$16,743	\$18,013	\$19,288	\$22,250
43-4111	Interviewers, Except Eligibility and Loan	140	2.81	\$15.35	\$31,923	1.46	\$12.21	\$13.19	\$14.81	\$17.14	\$18.61	\$25,396	\$27,428	\$30,800	\$35,649	\$38,711
43-4131	Loan Interviewers and Clerks	60	21.54	\$15.77	\$32,792	5.48	\$11.56	\$12.81	\$14.70	\$18.53	\$21.86	\$24,035	\$26,643	\$30,575	\$38,551	\$45,477
43-4141	New Accounts Clerks	60	33.08	\$15.62	\$32,486	8.32	\$10.41	\$11.85	\$14.16	\$17.92	\$24.72	\$21,660	\$24,656	\$29,450	\$37,273	\$51,408
43-4151	Order Clerks	30	39.28	\$13.79	\$28,691	7.11	\$10.06	\$11.01	\$12.65	\$14.91	\$18.32	\$20,922	\$22,902	\$26,319	\$31,010	\$38,106
43-4161	Human Resources Assistants, Except Payroll and Timekeeping	50	16.81	\$16.91	\$35,180	3.95	\$10.43	\$11.79	\$16.75	\$20.70	\$24.72	\$21,694	\$24,520	\$34,832	\$43,048	\$51,410
43-4171	Receptionists and Information Clerks	420	15.11	\$12.38	\$25,747	2.16	\$8.32	\$9.81	\$12.43	\$14.21	\$17.00	\$17,312	\$20,399	\$25,862	\$29,563	\$35,357
43-4199	Information and Record Clerks, All Other	90	5.78	\$17.36	\$36,102	2.28	\$13.37	\$14.18	\$16.89	\$19.58	\$22.50	\$27,807	\$29,487	\$35,140	\$40,720	\$46,807
43-5021	Couriers and Messengers	20	14.59	\$12.58	\$26,163	3.97	\$10.40	\$11.71	\$12.82	\$13.87	\$14.50	\$21,636	\$24,364	\$26,671	\$28,855	\$30,166
43-5032	Dispatchers, Except Police, Fire, and Ambulance	80	18.73	\$22.28	\$46,335	11.19	\$9.55	\$14.39	\$21.16	\$26.68	\$40.92	\$19,870	\$29,933	\$44,013	\$55,503	\$85,112
43-5051	Postal Service Clerks	20	0.04	\$25.21	\$52,446		\$23.80	\$24.67	\$25.52	\$25.53	\$26.09	\$49,510	\$51,311	\$53,090	\$53,101	\$54,265

Occupational Code	Occupational Title	Employment Estimate	Employment Percentage Relative Standard Error	Average Hourly Wage	Average Annual Wage	Wage Percentage Relative Standard Error	10th Percentile (Hourly)	25th Percentile (Hourly)	50th Percentile (Hourly)	75th Percentile (Hourly)	90th Percentile (Hourly)	10th Percentile (Annual)	25th Percentile (Annual)	50th Percentile (Annual)	75th Percentile (Annual)	90th Percentile (Annual)
43-5052	Postal Service Mail Carriers	140	0.01	\$23.66	\$49,208		\$19.45	\$19.46	\$24.95	\$26.69	\$26.92	\$40,463	\$40,476	\$51,866	\$55,524	\$55,989
43-5053	Postal Service Mail Sorters, Processors, and Processing Machine Operators	60	0.02	\$21.37	\$44,456		\$10.01	\$17.49	\$25.00	\$25.52	\$25.53	\$20,817	\$36,369	\$52,003	\$53,090	\$53,098
43-5061	Production, Planning, and Expediting Clerks	20	18.75	\$18.25	\$37,950	7.55	\$8.58	\$14.55	\$19.25	\$22.98	\$26.09	\$17,838	\$30,272	\$40,049	\$47,802	\$54,265
43-5071	Shipping, Receiving, and Traffic Clerks	140	15.61	\$14.24	\$29,627	2.30	\$10.28	\$11.69	\$13.98	\$16.76	\$18.48	\$21,374	\$24,319	\$29,077	\$34,856	\$38,430
43-5081	Stock Clerks and Order Fillers	840	18.51	\$12.54	\$26,073	2.58	\$8.83	\$10.02	\$11.40	\$14.61	\$18.08	\$18,364	\$20,846	\$23,715	\$30,390	\$37,607
43-6011	Executive Secretaries and Executive Administrative Assistants	330	10.57	\$19.69	\$40,965	3.07	\$11.96	\$16.15	\$18.80	\$22.74	\$27.78	\$24,870	\$33,600	\$39,102	\$47,291	\$57,777
43-6012	Legal Secretaries	70	42.10	\$13.79	\$28,686	5.82	\$11.86	\$12.47	\$13.50	\$14.53	\$17.13	\$24,660	\$25,942	\$28,079	\$30,230	\$35,635
43-6013	Medical Secretaries	270	23.03	\$16.57	\$34,467	5.96	\$10.72	\$12.90	\$16.26	\$19.99	\$23.11	\$22,298	\$26,835	\$33,810	\$41,576	\$48,060
43-6014	Secretaries and Administrative Assistants, Except Legal, Medical, and Executive	1,810	5.25	\$14.56	\$30,281	1.40	\$9.28	\$11.51	\$14.32	\$17.36	\$20.45	\$19,305	\$23,946	\$29,792	\$36,118	\$42,540
43-9021	Data Entry Keyers	50	35.10	\$12.45	\$25,896	4.96	\$9.69	\$10.52	\$11.86	\$13.89	\$16.59	\$20,163	\$21,883	\$24,662	\$28,900	\$34,507
43-9051	Mail Clerks and Mail Machine Operators, Except Postal Service	30	18.05	\$12.20	\$25,386	5.89	\$8.78	\$9.95	\$11.32	\$14.98	\$16.59	\$18,266	\$20,695	\$23,538	\$31,160	\$34,516
43-9061	Office Clerks, General	770	9.24	\$13.66	\$28,421	2.55	\$8.34	\$9.74	\$13.15	\$16.76	\$19.01	\$17,346	\$20,268	\$27,347	\$34,858	\$39,547
43-9071	Office Machine Operators, Except Computer	30	34.43	\$15.27	\$31,761	8.43	\$12.04	\$12.65	\$13.80	\$19.23	\$21.37	\$25,043	\$26,309	\$28,712	\$40,006	\$44,448
43-9799	Office and Administrative Support Workers, All Other*	60	26.48	\$14.66	\$30,501	3.19	\$10.51	\$11.62	\$15.00	\$16.79	\$19.08	\$21,860	\$24,179	\$31,201	\$34,920	\$39,680
45-0000	Farming, Fishing, and Forestry Occupations			\$13.06	\$27,174	9.17	\$8.10	\$9.17	\$10.99	\$17.14	\$20.66	\$16,838	\$19,078	\$22,852	\$35,653	\$42,971
45-2092	Farmworkers and Laborers, Crop, Nursery, and Greenhouse	30	44.64	\$10.48	\$21,804	10.10	\$7.82	\$8.49	\$9.77	\$11.01	\$11.80	\$16,275	\$17,669	\$20,323	\$22,905	\$24,536
47-0000	Construction and Extraction Occupations	4,940	4.97	\$21.75	\$45,236	2.10	\$12.90	\$15.80	\$20.09	\$26.10	\$32.45	\$26,832	\$32,867	\$41,788	\$54,287	\$67,505
47-1011	First-Line Supervisors of Construction Trades and Extraction Workers	510	7.23	\$30.53	\$63,500	4.41	\$19.06	\$21.92	\$27.27	\$38.29	\$50.21	\$39,649	\$45,584	\$56,730	\$79,643	\$104,432
47-2021	Brickmasons and Blockmasons	20	48.32	\$21.50	\$44,721	7.98	\$16.16	\$17.53	\$19.72	\$24.80	\$30.61	\$33,614	\$36,472	\$41,013	\$51,579	\$63,665
47-2031	Carpenters	160	22.96	\$23.62	\$49,119	11.35	\$14.04	\$17.04	\$20.86	\$25.39	\$48.24	\$29,204	\$35,452	\$43,387	\$52,816	\$100,338
47-2044	Tile and Marble Setters	10	43.80	\$16.67	\$34,684	6.49	\$11.85	\$13.59	\$16.28	\$18.71	\$22.99	\$24,648	\$28,278	\$33,857	\$38,907	\$47,818
47-2051	Cement Masons and Concrete Finishers			\$14.81	\$30,795	13.99	\$8.28	\$11.69	\$14.08	\$18.48	\$21.93	\$17,218	\$24,322	\$29,280	\$38,442	\$45,620
47-2061	Construction Laborers	680	18.58	\$15.98	\$33,238	3.09	\$10.18	\$13.52	\$16.00	\$17.86	\$21.39	\$21,166	\$28,118	\$33,276	\$37,150	\$44,496
47-2071	Paving, Surfacing, and Tamping Equipment Operators	150	20.87	\$21.47	\$44,660	3.29	\$15.81	\$18.77	\$21.68	\$25.21	\$27.65	\$32,890	\$39,049	\$45,084	\$52,440	\$57,515
47-2073	Operating Engineers and Other Construction Equipment Operators	360	15.42	\$22.42	\$46,627	2.83	\$16.33	\$18.82	\$21.21	\$25.27	\$32.21	\$33,958	\$39,143	\$44,120	\$52,563	\$67,002
47-2081	Drywall and Ceiling Tile Installers	30	24.79	\$20.38	\$42,399	10.13	\$14.34	\$16.42	\$19.34	\$21.85	\$26.76	\$29,818	\$34,147	\$40,224	\$45,448	\$55,660
47-2111	Electricians	390	8.05	\$23.39	\$48,660	8.20	\$14.75	\$18.47	\$24.01	\$27.91	\$32.79	\$30,688	\$38,420	\$49,948	\$58,045	\$68,201
47-2141	Painters, Construction and Maintenance	50	14.23	\$18.54	\$38,570	7.38	\$13.11	\$15.84	\$19.59	\$21.52	\$22.68	\$27,278	\$32,937	\$40,747	\$44,769	\$47,182
47-2151	Pipelayers	100	37.96	\$19.12	\$39,775	4.50	\$12.45	\$14.11	\$19.43	\$23.55	\$27.03	\$25,899	\$29,350	\$40,412	\$48,981	\$56,219
47-2152	Plumbers, Pipefitters, and Steamfitters	240	24.75	\$19.40	\$40,354	8.65	\$11.40	\$14.52	\$18.43	\$24.04	\$28.23	\$23,704	\$30,198	\$38,324	\$50,009	\$58,716
47-2181	Roofers	30	13.07	\$13.59	\$28,263	5.64	\$10.53	\$11.93	\$13.23	\$14.53	\$17.97	\$21,893	\$24,816	\$27,519	\$30,221	\$37,369
47-2211	Sheet Metal Workers			\$23.29	\$48,439	5.85	\$14.73	\$19.39	\$24.91	\$27.34	\$28.81	\$30,628	\$40,323	\$51,803	\$56,875	\$59,918
47-3015	Helpers--Pipelayers, Plumbers, Pipefitters, and Steamfitters			\$14.83	\$30,841	6.37	\$10.67	\$12.98	\$15.49	\$17.10	\$18.06	\$22,196	\$27,009	\$32,221	\$35,558	\$37,560
47-4011	Construction and Building Inspectors			\$26.29	\$54,676	4.21	\$23.76	\$24.77	\$26.35	\$28.03	\$28.99	\$49,425	\$51,526	\$54,802	\$58,304	\$60,299
47-4799	Construction and Related Workers, All Other*			\$15.38	\$31,993	2.26	\$12.26	\$13.11	\$14.52	\$17.11	\$18.77	\$25,497	\$27,260	\$30,200	\$35,597	\$39,046
47-5012	Rotary Drill Operators, Oil and Gas	210	28.23	\$27.31	\$56,797	4.78	\$16.54	\$20.72	\$29.03	\$33.24	\$35.79	\$34,401	\$43,089	\$60,390	\$69,132	\$74,449
47-5013	Service Unit Operators, Oil, Gas, and Mining	630	17.52	\$23.11	\$48,073	8.45	\$13.62	\$15.88	\$18.81	\$25.80	\$36.47	\$28,333	\$33,027	\$39,115	\$53,667	\$75,852
47-5071	Roustabouts, Oil and Gas	470	14.35	\$19.79	\$41,158	8.20	\$12.89	\$15.42	\$18.22	\$25.22	\$27.53	\$26,806	\$32,068	\$37,894	\$52,448	\$57,268
47-5081	Helpers--Extraction Workers	190	41.70													
49-0000	Installation, Maintenance, and Repair Occupations	2,480	5.13	\$20.32	\$42,267	1.77	\$11.77	\$14.33	\$19.07	\$25.60	\$30.14	\$24,481	\$29,808	\$39,657	\$53,241	\$62,700
49-1011	First-Line Supervisors of Mechanics, Installers, and Repairers	170	8.85	\$29.29	\$60,929	2.20	\$20.63	\$24.55	\$29.06	\$34.23	\$37.61	\$42,916	\$51,064	\$60,448	\$71,195	\$78,236
49-2011	Computer, Automated Teller, and Office Machine Repairers	20	6.62	\$19.76	\$41,093	5.53	\$14.29	\$16.00	\$18.61	\$22.75	\$27.77	\$29,726	\$33,276	\$38,717	\$47,317	\$57,768
49-2022	Telecommunications Equipment Installers and Repairers, Except Line Installers	70	26.30	\$22.47	\$46,731	6.76	\$13.06	\$15.44	\$22.84	\$28.29	\$32.85	\$27,172	\$32,110	\$47,498	\$58,846	\$68,336



Occupational Code	Occupational Title	Employment Estimate	Employment Percentage Relative Standard Error	Average Hourly Wage	Average Annual Wage	Wage Percentage Relative Standard Error	10th Percentile (Hourly)	25th Percentile (Hourly)	50th Percentile (Hourly)	75th Percentile (Hourly)	90th Percentile (Hourly)	10th Percentile (Annual)	25th Percentile (Annual)	50th Percentile (Annual)	75th Percentile (Annual)	90th Percentile (Annual)
49-2097	Electronic Home Entertainment Equipment Installers and Repairers	50	20.17	\$14.72	\$30,618	5.75	\$9.98	\$11.66	\$14.59	\$17.64	\$20.44	\$20,750	\$24,247	\$30,344	\$36,683	\$42,525
49-2098	Security and Fire Alarm Systems Installers	20	45.18	\$21.19	\$44,069	5.23	\$13.50	\$16.54	\$20.04	\$22.34	\$33.84	\$28,087	\$34,398	\$41,673	\$46,471	\$70,395
49-3011	Aircraft Mechanics and Service Technicians			\$26.28	\$54,664	9.90	\$16.28	\$18.84	\$22.64	\$32.79	\$42.92	\$33,852	\$39,184	\$47,085	\$68,210	\$89,279
49-3021	Automotive Body and Related Repairers	70	17.13	\$18.55	\$38,576	10.96	\$10.07	\$11.55	\$16.46	\$24.13	\$30.99	\$20,938	\$24,024	\$34,243	\$50,199	\$64,466
49-3023	Automotive Service Technicians and Mechanics	360	14.23	\$18.99	\$39,503	3.73	\$10.87	\$14.00	\$17.42	\$22.19	\$29.18	\$22,600	\$29,129	\$36,239	\$46,159	\$60,694
49-3031	Bus and Truck Mechanics and Diesel Engine Specialists	190	28.07	\$24.96	\$51,908	3.23	\$15.70	\$18.93	\$24.89	\$29.26	\$34.50	\$32,654	\$39,369	\$51,774	\$60,852	\$71,769
49-3042	Mobile Heavy Equipment Mechanics, Except Engines	160	18.56	\$22.06	\$45,877	4.77	\$15.01	\$18.74	\$22.85	\$26.21	\$28.25	\$31,214	\$38,988	\$47,521	\$54,520	\$58,758
49-3053	Outdoor Power Equipment and Other Small Engine Mechanics	10	45.89	\$17.49	\$36,383	9.47	\$12.46	\$13.38	\$14.97	\$21.61	\$25.55	\$25,909	\$27,840	\$31,143	\$44,958	\$53,153
49-3093	Tire Repairers and Changers	110	28.31	\$15.19	\$31,593	7.58	\$11.04	\$12.74	\$14.78	\$17.67	\$20.47	\$22,970	\$26,500	\$30,737	\$36,747	\$42,572
49-9021	Heating, Air Conditioning, and Refrigeration Mechanics and Installers			\$22.55	\$46,899	5.52	\$13.33	\$18.87	\$24.45	\$26.93	\$28.47	\$27,727	\$39,260	\$50,849	\$56,014	\$59,221
49-9041	Industrial Machinery Mechanics	190	16.14	\$21.46	\$44,627	6.12	\$12.69	\$14.42	\$23.73	\$26.88	\$28.78	\$26,397	\$29,993	\$49,365	\$55,920	\$59,853
49-9043	Maintenance Workers, Machinery			\$15.37	\$31,977	6.51	\$11.80	\$13.30	\$15.83	\$17.52	\$18.60	\$24,537	\$27,671	\$32,929	\$36,449	\$38,692
49-9051	Electrical Power-Line Installers and Repairers			\$29.03	\$60,384	3.98	\$20.16	\$21.89	\$26.61	\$38.01	\$41.40	\$41,931	\$45,533	\$55,340	\$79,052	\$86,106
49-9071	Maintenance and Repair Workers, General	450	8.59	\$17.23	\$35,841	2.43	\$11.09	\$13.01	\$16.17	\$20.66	\$25.85	\$23,073	\$27,056	\$33,631	\$42,979	\$53,764
49-9098	Helpers--Installation, Maintenance, and Repair Workers	50	22.07	\$17.13	\$35,626	7.18	\$9.87	\$11.74	\$13.64	\$21.86	\$28.36	\$20,529	\$24,428	\$28,365	\$45,474	\$58,989
49-9799	Installation, Maintenance, and Repair Workers, All Other*	100	26.50	\$18.97	\$39,455	6.18	\$8.20	\$11.04	\$19.71	\$25.54	\$27.51	\$17,059	\$22,955	\$41,000	\$53,117	\$57,215
51-0000	Production Occupations	2,080	8.21	\$15.99	\$33,250	2.69	\$9.04	\$10.70	\$13.98	\$19.37	\$25.99	\$18,797	\$22,248	\$29,079	\$40,299	\$54,056
51-1011	First-Line Supervisors of Production and Operating Workers	150	11.07	\$26.14	\$54,371	3.44	\$18.03	\$20.08	\$23.39	\$28.79	\$42.29	\$37,502	\$41,761	\$48,659	\$59,892	\$87,964
51-2092	Team Assemblers	190	23.23	\$12.53	\$26,067	10.72	\$8.11	\$9.22	\$10.99	\$15.38	\$18.70	\$16,877	\$19,169	\$22,864	\$31,989	\$38,894
51-2099	Assemblers and Fabricators, All Other	30	46.25	\$14.86	\$30,905	13.22	\$9.00	\$10.40	\$13.03	\$17.56	\$25.09	\$18,730	\$21,623	\$27,112	\$36,532	\$52,197
51-3011	Bakers	60	33.81	\$12.78	\$26,588	3.81	\$9.70	\$10.58	\$12.23	\$14.14	\$17.72	\$20,171	\$22,014	\$25,430	\$29,407	\$36,851
51-3021	Butchers and Meat Cutters	20	36.67	\$12.82	\$26,670	3.96	\$8.70	\$10.02	\$11.42	\$16.44	\$17.79	\$18,106	\$20,845	\$23,747	\$34,199	\$37,000
51-4011	Computer-Controlled Machine Tool Operators, Metal and Plastic	80	34.63	\$12.85	\$26,719	6.77	\$9.52	\$10.42	\$12.19	\$14.33	\$17.69	\$19,792	\$21,679	\$25,357	\$29,800	\$36,804
51-4031	Cutting, Punching, and Press Machine Setters, Operators, and Tenders, Metal and Plastic			\$14.49	\$30,143	11.97	\$9.83	\$10.58	\$11.99	\$18.98	\$24.34	\$20,449	\$22,003	\$24,933	\$39,479	\$50,626
51-4041	Machinists	80	18.31	\$21.86	\$45,459	5.23	\$15.54	\$17.26	\$22.86	\$26.64	\$28.57	\$32,319	\$35,901	\$47,541	\$55,415	\$59,434
51-4072	Molding, Coremaking, and Casting Machine Setters, Operators, and Tenders, Metal and Plastic			\$11.03	\$22,946	5.03	\$7.81	\$8.44	\$9.80	\$13.82	\$16.66	\$16,251	\$17,553	\$20,392	\$28,744	\$34,657
51-4121	Welders, Cutters, Solderers, and Brazers	150	32.13	\$23.01	\$47,869	6.38	\$12.93	\$15.89	\$20.17	\$26.44	\$41.49	\$26,898	\$33,060	\$41,958	\$55,000	\$86,300
51-5111	Prepress Technicians and Workers	20	38.38	\$17.16	\$35,695	5.70	\$10.86	\$13.07	\$18.08	\$20.99	\$22.64	\$22,582	\$27,187	\$37,603	\$43,666	\$47,098
51-5112	Printing Press Operators	30	20.00	\$17.97	\$37,371	6.61	\$8.64	\$13.66	\$17.91	\$22.69	\$26.87	\$17,964	\$28,405	\$37,259	\$47,196	\$55,882
51-6011	Laundry and Dry-Cleaning Workers			\$10.24	\$21,289	4.31	\$7.88	\$8.62	\$9.98	\$11.28	\$13.30	\$16,381	\$17,932	\$20,749	\$23,466	\$27,664
51-6031	Sewing Machine Operators	50	20.79	\$12.06	\$25,084	4.20	\$8.93	\$10.12	\$11.59	\$13.61	\$15.09	\$18,580	\$21,055	\$24,100	\$28,306	\$31,386
51-7011	Cabinetmakers and Bench Carpenters	60	21.63	\$16.15	\$33,599	6.66	\$12.55	\$13.81	\$15.78	\$17.78	\$20.81	\$26,100	\$28,720	\$32,816	\$36,992	\$43,287
51-7042	Woodworking Machine Setters, Operators, and Tenders, Except Sawing	20	22.06	\$14.72	\$30,625	8.32	\$12.40	\$13.24	\$14.63	\$16.40	\$17.68	\$25,795	\$27,536	\$30,439	\$34,113	\$36,773
51-8031	Water and Wastewater Treatment Plant and System Operators	40	13.56	\$19.23	\$40,005	4.50	\$12.15	\$15.51	\$18.04	\$24.30	\$27.76	\$25,274	\$32,258	\$37,530	\$50,548	\$57,745
51-9012	Separating, Filtering, Clarifying, Precipitating, and Still Machine Setters, Operators, and Tenders			\$19.99	\$41,587	5.38	\$16.90	\$19.20	\$20.53	\$21.86	\$22.66	\$35,144	\$39,938	\$42,703	\$45,467	\$47,125
51-9023	Mixing and Blending Machine Setters, Operators, and Tenders	10	37.69	\$13.73	\$28,567	10.10	\$10.21	\$11.26	\$12.86	\$14.82	\$20.08	\$21,230	\$23,418	\$26,749	\$30,824	\$41,767
51-9041	Extruding, Forming, Pressing, and Compacting Machine Setters, Operators, and Tenders	20	34.77	\$12.74	\$26,505	9.49	\$8.91	\$9.81	\$10.92	\$15.55	\$20.60	\$18,533	\$20,403	\$22,714	\$32,348	\$42,848
51-9061	Inspectors, Testers, Sorters, Samplers, and Weighers	130	15.73	\$15.14	\$31,491	7.86	\$8.25	\$9.78	\$12.94	\$18.09	\$24.66	\$17,162	\$20,349	\$26,914	\$37,622	\$51,283

Occupational Code	Occupational Title	Employment Estimate	Employment Percentage Relative Standard Error	Average Hourly Wage	Average Annual Wage	Wage Percentage Relative Standard Error	10th Percentile (Hourly)	25th Percentile (Hourly)	50th Percentile (Hourly)	75th Percentile (Hourly)	90th Percentile (Hourly)	10th Percentile (Annual)	25th Percentile (Annual)	50th Percentile (Annual)	75th Percentile (Annual)	90th Percentile (Annual)
51-9071	Jewelers and Precious Stone and Metal Workers			\$10.22	\$21,267	10.32	\$7.89	\$8.53	\$9.63	\$10.95	\$11.74	\$16,419	\$17,749	\$20,029	\$22,778	\$24,428
51-9081	Dental Laboratory Technicians	30	15.17	\$20.15	\$41,912	5.79	\$12.90	\$16.22	\$20.53	\$25.10	\$27.55	\$26,834	\$33,730	\$42,700	\$52,199	\$57,302
51-9083	Ophthalmic Laboratory Technicians	20	48.03	\$20.65	\$42,950	10.01	\$14.06	\$18.24	\$20.40	\$22.40	\$28.66	\$29,242	\$37,938	\$42,430	\$46,599	\$59,623
51-9111	Packaging and Filling Machine Operators and Tenders	60	27.64	\$12.21	\$25,407	7.03	\$8.41	\$9.63	\$11.17	\$14.08	\$18.07	\$17,490	\$20,034	\$23,244	\$29,296	\$37,592
51-9121	Coating, Painting, and Spraying Machine Setters, Operators, and Tenders	20	45.35	\$10.18	\$21,176	16.47	\$7.71	\$8.22	\$9.09	\$10.49	\$12.88	\$16,027	\$17,104	\$18,899	\$21,819	\$26,793
51-9122	Painters, Transportation Equipment			\$27.55	\$57,300	6.81	\$23.68	\$25.50	\$28.53	\$31.73	\$34.54	\$49,257	\$53,042	\$59,351	\$66,008	\$71,848
51-9123	Painting, Coating, and Decorating Workers	20	49.11	\$15.50	\$32,231	4.15	\$10.30	\$14.60	\$16.03	\$17.37	\$18.18	\$21,418	\$30,375	\$33,335	\$36,132	\$37,810
51-9151	Photographic Process Workers and Processing Machine Operators	30	31.47	\$14.69	\$30,564	13.04	\$9.92	\$10.60	\$11.75	\$19.05	\$23.47	\$20,636	\$22,053	\$24,442	\$39,619	\$48,822
51-9195	Molders, Shapers, and Casters, Except Metal and Plastic			\$13.66	\$28,412	5.10	\$9.79	\$10.60	\$12.29	\$15.35	\$20.69	\$20,361	\$22,042	\$25,562	\$31,926	\$43,030
51-9198	Helpers--Production Workers	50	35.48	\$13.78	\$28,653	4.55	\$9.79	\$10.98	\$12.98	\$15.43	\$18.09	\$20,365	\$22,842	\$27,008	\$32,096	\$37,628
53-0000	Transportation and Material Moving Occupations	3,700	8.06	\$15.90	\$33,066	3.29	\$8.35	\$9.90	\$14.57	\$20.26	\$24.65	\$17,376	\$20,591	\$30,303	\$42,134	\$51,265
53-1021	First-Line Supervisors of Helpers, Laborers, and Material Movers, Hand			\$20.87	\$43,410	3.10	\$13.77	\$15.81	\$18.78	\$24.09	\$30.43	\$28,635	\$32,884	\$39,062	\$50,097	\$63,298
53-1031	First-Line Supervisors of Transportation and Material-Moving Machine and Vehicle Operators	70	15.86	\$33.26	\$69,172	6.51	\$18.97	\$22.42	\$30.14	\$43.38	\$54.82	\$39,458	\$46,641	\$62,685	\$90,221	\$114,025
53-2012	Commercial Pilots	30	34.62		\$73,334	9.28						\$49,192	\$60,927	\$72,651	\$87,742	\$96,622
53-3022	Bus Drivers, School or Special Client			\$11.34	\$23,594	3.03	\$9.53	\$10.10	\$11.03	\$12.56	\$14.21	\$19,818	\$21,004	\$22,952	\$26,123	\$29,559
53-3031	Driver/Sales Workers	170	33.71	\$15.09	\$31,377	6.30	\$8.68	\$10.05	\$13.65	\$18.75	\$24.74	\$18,045	\$20,908	\$28,389	\$38,997	\$51,470
53-3032	Heavy and Tractor-Trailer Truck Drivers	1,130	14.13	\$18.71	\$38,916	6.52	\$9.03	\$14.73	\$19.23	\$21.98	\$25.41	\$18,790	\$30,642	\$40,007	\$45,725	\$52,854
53-3033	Light Truck or Delivery Services Drivers	730	23.86	\$15.67	\$32,593	5.63	\$8.68	\$10.54	\$15.27	\$19.23	\$22.56	\$18,047	\$21,927	\$31,754	\$40,004	\$46,924
53-3041	Taxi Drivers and Chauffeurs			\$10.96	\$22,797	12.41	\$7.78	\$8.30	\$9.17	\$11.69	\$17.02	\$16,187	\$17,270	\$19,075	\$24,322	\$35,399
53-3099	Motor Vehicle Operators, All Other	100	16.17	\$12.01	\$24,972	7.09	\$8.04	\$9.06	\$10.48	\$12.90	\$19.72	\$16,725	\$18,850	\$21,798	\$26,829	\$41,023
53-6031	Automotive and Watercraft Service Attendants	40	30.17	\$12.55	\$26,096	4.80	\$9.28	\$10.06	\$11.21	\$13.83	\$19.92	\$19,310	\$20,918	\$23,320	\$28,770	\$41,442
53-7051	Industrial Truck and Tractor Operators	120	48.24	\$14.08	\$29,276	3.78	\$9.62	\$11.40	\$14.23	\$16.89	\$18.35	\$20,006	\$23,708	\$29,589	\$35,131	\$38,159
53-7061	Cleaners of Vehicles and Equipment			\$8.98	\$18,685	4.52	\$7.66	\$8.08	\$8.77	\$9.65	\$11.38	\$15,936	\$16,800	\$18,240	\$20,070	\$23,671
53-7062	Laborers and Freight, Stock, and Material Movers, Hand	520	22.19	\$11.75	\$24,440	2.64	\$8.23	\$9.44	\$11.15	\$13.47	\$16.10	\$17,122	\$19,625	\$23,199	\$28,017	\$33,486
53-7064	Packers and Packagers, Hand	60	11.58	\$9.19	\$19,124	2.84	\$7.76	\$8.20	\$8.93	\$9.73	\$11.28	\$16,151	\$17,059	\$18,572	\$20,240	\$23,465
53-7081	Refuse and Recyclable Material Collectors	70	34.65	\$16.60	\$34,533	6.38	\$9.78	\$12.17	\$15.38	\$21.16	\$26.21	\$20,348	\$25,306	\$31,982	\$44,002	\$54,520

Occupational Code	Occupational Title	Employment Estimate	Employment Percentage Relative Standard Error	Average Hourly Wage	Average Annual Wage	Wage Percentage Relative Standard Error	10th Percentile (Hourly)	25th Percentile (Hourly)	50th Percentile (Hourly)	75th Percentile (Hourly)	90th Percentile (Hourly)	10th Percentile (Annual)	25th Percentile (Annual)	50th Percentile (Annual)	75th Percentile (Annual)	90th Percentile (Annual)
00-0000	All Occupations	77,470	4.54	\$19.87	\$41,334	1.87	\$8.63	\$10.90	\$16.19	\$24.30	\$35.57	\$17,940	\$22,676	\$33,671	\$50,546	\$73,982
11-0000	Management Occupations	3,080	5.93	\$48.04	\$99,916	2.90	\$24.04	\$31.28	\$42.06	\$56.57	\$80.98	\$49,994	\$65,063	\$87,485	\$117,659	\$168,431
11-1011	Chief Executives	50	24.65	\$70.27	\$146,167	10.56	\$35.41	\$50.18	\$62.91	\$81.56		\$73,650	\$104,382	\$130,845	\$169,636	
11-1021	General and Operations Managers	1,360	5.26	\$48.61	\$101,104	2.90	\$24.97	\$31.21	\$40.79	\$56.39	\$84.97	\$51,932	\$64,921	\$84,838	\$117,295	\$176,743
11-1031	Legislators	50	28.42													
11-2021	Marketing Managers			\$63.82	\$132,741	8.70	\$26.38	\$40.96	\$60.20	\$81.42		\$54,867	\$85,205	\$125,210	\$169,360	
11-2022	Sales Managers	90	35.61	\$68.15	\$141,749	9.26	\$31.52	\$46.12	\$61.93	\$84.81		\$65,568	\$95,921	\$128,807	\$176,406	
11-2031	Public Relations and Fundraising Managers	10	23.91	\$46.01	\$95,706	13.57	\$24.36	\$29.67	\$42.82	\$52.76	\$77.87	\$50,674	\$61,718	\$89,067	\$109,743	\$161,962
11-3011	Administrative Services Managers	50	36.76	\$43.65	\$90,790	4.27	\$18.85	\$23.58	\$40.52	\$60.24	\$79.22	\$39,218	\$49,053	\$84,280	\$125,309	\$164,771
11-3021	Computer and Information Systems Managers	20	25.52	\$55.77	\$115,994	2.72	\$45.51	\$49.18	\$54.50	\$62.66	\$72.01	\$94,659	\$102,298	\$113,358	\$130,329	\$149,786
11-3031	Financial Managers	120	16.10	\$58.09	\$120,836	6.62	\$38.30	\$42.67	\$51.57	\$64.22		\$79,670	\$88,763	\$107,258	\$133,582	
11-3051	Industrial Production Managers			\$45.73	\$95,125	2.31	\$30.40	\$38.82	\$45.69	\$53.88	\$59.60	\$63,225	\$80,746	\$95,044	\$112,077	\$123,977
11-3061	Purchasing Managers	30	46.04	\$49.06	\$102,050	3.52	\$31.13	\$40.10	\$48.59	\$57.76	\$69.88	\$64,741	\$83,417	\$101,071	\$120,142	\$145,357
11-3071	Transportation, Storage, and Distribution Managers			\$40.32	\$83,871	3.11	\$25.84	\$29.77	\$39.43	\$51.93	\$56.08	\$53,745	\$61,921	\$82,021	\$108,005	\$116,649
11-3121	Human Resources Managers	40	33.84	\$54.56	\$113,483	7.50	\$28.69	\$39.19	\$49.87	\$63.57	\$85.50	\$59,667	\$81,519	\$103,733	\$132,218	\$177,849
11-9021	Construction Managers	90	30.83	\$41.80	\$86,949	5.45	\$29.16	\$34.24	\$40.28	\$48.12	\$59.43	\$60,655	\$71,215	\$83,789	\$100,095	\$123,606
11-9031	Education Administrators, Preschool and Childcare Center/Program	30	46.94	\$21.19	\$44,077	7.81	\$14.34	\$16.52	\$20.07	\$24.39	\$31.06	\$29,828	\$34,370	\$41,743	\$50,721	\$64,607
11-9032	Education Administrators, Elementary and Secondary School	190	0.88		\$80,991	1.48						\$62,773	\$70,724	\$82,078	\$92,104	\$103,881
11-9051	Food Service Managers	60	47.56	\$22.40	\$46,582	4.31	\$13.69	\$19.20	\$21.86	\$25.84	\$29.38	\$28,478	\$39,934	\$45,467	\$53,750	\$61,109
11-9111	Medical and Health Services Managers	90	29.29	\$46.08	\$95,854	7.19	\$22.33	\$31.15	\$41.68	\$54.20	\$71.28	\$46,445	\$64,792	\$86,693	\$112,730	\$148,270
11-9131	Postmasters and Mail Superintendents	30	0.03	\$28.91	\$60,137		\$11.84	\$24.90	\$30.32	\$35.38	\$39.36	\$24,636	\$51,800	\$63,055	\$73,580	\$81,860
11-9141	Property, Real Estate, and Community Association Managers	40	35.83	\$51.14	\$106,379	23.28	\$20.72	\$23.32	\$35.70	\$63.83		\$43,088	\$48,514	\$74,261	\$132,774	
11-9151	Social and Community Service Managers	40	22.78	\$30.96	\$64,400	2.29	\$23.13	\$24.64	\$27.21	\$33.66	\$45.07	\$48,109	\$51,251	\$56,606	\$70,011	\$93,744
11-9199	Managers, All Other	140	21.39	\$44.19	\$91,908	3.72	\$25.82	\$33.07	\$41.70	\$52.55	\$62.36	\$53,714	\$68,776	\$86,736	\$109,294	\$129,705
13-0000	Business and Financial Operations Occupations	3,480	8.47	\$28.34	\$58,938	1.84	\$14.88	\$19.09	\$26.47	\$35.59	\$44.87	\$30,942	\$39,712	\$55,057	\$74,035	\$93,330
13-1021	Buyers and Purchasing Agents, Farm Products	10	34.65	\$25.38	\$52,797	4.97	\$19.06	\$20.69	\$23.41	\$29.23	\$39.44	\$39,638	\$43,033	\$48,692	\$60,790	\$82,035
13-1022	Wholesale and Retail Buyers, Except Farm Products	50	26.20	\$28.76	\$59,831	15.53	\$14.52	\$16.68	\$25.04	\$33.71	\$52.82	\$30,202	\$34,698	\$52,092	\$70,121	\$109,871
13-1023	Purchasing Agents, Except Wholesale, Retail, and Farm Products	170	15.05	\$28.62	\$59,522	3.69	\$15.76	\$20.04	\$24.85	\$35.77	\$50.45	\$32,783	\$41,688	\$51,683	\$74,395	\$104,931
13-1041	Compliance Officers	170	46.84	\$28.31	\$58,895	2.31	\$16.67	\$22.05	\$28.27	\$33.89	\$40.63	\$34,676	\$45,862	\$58,795	\$70,495	\$84,518
13-1051	Cost Estimators	210	12.90	\$26.86	\$55,873	4.10	\$15.24	\$18.90	\$25.74	\$32.19	\$42.44	\$31,705	\$39,307	\$53,543	\$66,945	\$88,285
13-1078	Human Resources, Training, and Labor Relations Specialists, All Other*	180	10.08	\$27.99	\$58,214	4.40	\$14.88	\$18.24	\$25.88	\$34.49	\$44.74	\$30,958	\$37,937	\$53,837	\$71,732	\$93,059
13-1081	Logisticians	50	36.11	\$37.73	\$78,479	1.92	\$24.85	\$30.22	\$35.28	\$46.12	\$55.74	\$51,694	\$62,857	\$73,387	\$95,940	\$115,938
13-1111	Management Analysts	100	21.95	\$30.01	\$62,412	12.02	\$15.44	\$17.34	\$21.25	\$41.14	\$62.87	\$32,116	\$36,069	\$44,204	\$85,571	\$130,775
13-1121	Meeting, Convention, and Event Planners*	20	12.51	\$17.49	\$36,370	5.66	\$8.39	\$10.72	\$17.90	\$22.07	\$26.82	\$17,445	\$22,307	\$37,226	\$45,902	\$55,783
13-1141	Compensation, Benefits, and Job Analysis Specialists	30	15.95	\$30.01	\$62,425	3.78	\$20.31	\$24.56	\$27.78	\$34.02	\$42.99	\$42,239	\$51,081	\$57,793	\$70,759	\$89,413
13-1151	Training and Development Specialists	80	14.46	\$27.07	\$56,308	4.11	\$16.36	\$19.34	\$26.12	\$34.33	\$41.26	\$34,028	\$40,232	\$54,336	\$71,415	\$85,819
13-1161	Market Research Analysts and Marketing Specialists*	140	29.34	\$30.43	\$63,293	5.23	\$16.56	\$20.61	\$27.00	\$38.41	\$51.24	\$34,450	\$42,863	\$56,158	\$79,886	\$106,589
13-1199	Business Operations Specialists, All Other*	580	14.30	\$28.14	\$58,526	3.60	\$10.76	\$17.38	\$27.38	\$37.45	\$45.47	\$22,391	\$36,155	\$56,952	\$77,898	\$94,579
13-2011	Accountants and Auditors	710	13.59	\$28.71	\$59,707	3.58	\$15.22	\$19.36	\$26.13	\$36.51	\$44.31	\$31,654	\$40,267	\$54,347	\$75,934	\$92,165
13-2021	Appraisers and Assessors of Real Estate	30	27.62	\$26.74	\$55,618	3.72	\$19.81	\$21.86	\$25.70	\$31.53	\$36.14	\$41,199	\$45,464	\$53,449	\$65,586	\$75,165
13-2031	Budget Analysts			\$34.42	\$71,602	4.38	\$25.34	\$28.52	\$33.57	\$39.99	\$45.37	\$52,717	\$59,312	\$69,831	\$83,185	\$94,360
13-2041	Credit Analysts			\$26.18	\$54,460	8.73	\$18.22	\$19.70	\$22.11	\$27.04	\$42.90	\$37,892	\$40,978	\$45,980	\$56,250	\$89,235
13-2051	Financial Analysts			\$35.58	\$74,008	4.35	\$20.12	\$26.51	\$34.88	\$43.58	\$52.62	\$41,858	\$55,140	\$72,550	\$90,640	\$109,457
13-2052	Personal Financial Advisors	70	26.64	\$28.69	\$59,671	13.81	\$13.70	\$16.41	\$22.81	\$35.11	\$61.81	\$28,489	\$34,142	\$47,439	\$73,020	\$128,564
13-2072	Loan Officers			\$35.20	\$73,224	4.00	\$20.67	\$26.80	\$32.57	\$41.06	\$50.92	\$42,989	\$55,754	\$67,743	\$85,404	\$105,906
13-2082	Tax Preparers	40	2.21	\$16.58	\$34,491	16.01	\$9.86	\$10.50	\$11.56	\$24.15	\$28.23	\$20,507	\$21,832	\$24,039	\$50,231	\$58,718
13-2099	Financial Specialists, All Other			\$29.65	\$61,673	9.99	\$17.17	\$21.05	\$28.55	\$34.57	\$45.02	\$35,706	\$43,779	\$59,391	\$71,907	\$93,631
15-0000	Computer and Mathematical Occupations	960	19.50	\$32.29	\$67,157	2.29	\$18.92	\$23.96	\$31.27	\$37.71	\$48.19	\$39,347	\$49,834	\$65,042	\$78,439	\$100,239

Occupational Code	Occupational Title	Employment Estimate	Employment Percentage Relative Standard Error	Average Hourly Wage	Average Annual Wage	Wage Percentage Relative Standard Error	10th Percentile (Hourly)	25th Percentile (Hourly)	50th Percentile (Hourly)	75th Percentile (Hourly)	90th Percentile (Hourly)	10th Percentile (Annual)	25th Percentile (Annual)	50th Percentile (Annual)	75th Percentile (Annual)	90th Percentile (Annual)
15-1121	Computer Systems Analysts	100	30.76	\$41.51	\$86,334	6.39	\$26.12	\$31.40	\$37.48	\$46.91	\$73.99	\$54,322	\$65,302	\$77,966	\$97,563	\$153,900
15-1131	Computer Programmers	50	49.83	\$28.65	\$59,600	8.15	\$16.58	\$18.81	\$27.10	\$34.78	\$45.78	\$34,485	\$39,130	\$56,362	\$72,340	\$95,216
15-1132	Software Developers, Applications	100	23.86	\$41.99	\$87,329	3.69	\$27.09	\$32.80	\$41.60	\$52.15	\$60.00	\$56,345	\$68,227	\$86,525	\$108,469	\$124,794
15-1133	Software Developers, Systems Software	50	39.37	\$40.63	\$84,506	4.67	\$27.68	\$36.51	\$41.42	\$45.95	\$53.36	\$57,565	\$75,932	\$86,152	\$95,574	\$110,989
15-1141	Database Administrators	20	26.65	\$45.60	\$94,854	9.25	\$23.29	\$27.69	\$35.63	\$76.07	\$85.92	\$48,439	\$57,597	\$74,117	\$158,217	\$178,713
15-1142	Network and Computer Systems Administrators*	130	10.64	\$31.86	\$66,279	2.30	\$20.06	\$26.27	\$31.74	\$36.09	\$43.67	\$41,731	\$54,634	\$66,026	\$75,058	\$90,843
15-1150	Computer Support Specialists			\$26.31	\$54,715	3.45	\$16.37	\$20.83	\$27.09	\$32.53	\$35.47	\$34,055	\$43,326	\$56,340	\$67,665	\$73,767
15-1179	Information Security Analysts, Web Developers, and Computer Network Architects	60	16.53	\$37.68	\$78,381	8.73	\$22.07	\$27.43	\$35.10	\$44.86	\$58.55	\$45,910	\$57,060	\$73,012	\$93,309	\$121,787
15-1799	Computer Occupations, All Other*	30	26.85	\$32.59	\$67,791	4.87	\$21.11	\$27.34	\$33.50	\$39.05	\$42.74	\$43,903	\$56,868	\$69,675	\$81,233	\$88,895
17-0000	Architecture and Engineering Occupations	1,280	18.73	\$35.22	\$73,262	4.29	\$15.87	\$22.94	\$32.92	\$44.33	\$56.79	\$33,017	\$47,721	\$68,474	\$92,216	\$118,132
17-1011	Architects, Except Landscape and Naval	10	48.96	\$30.59	\$63,624	5.03	\$23.69	\$26.94	\$31.35	\$35.08	\$39.08	\$49,269	\$56,028	\$65,201	\$72,974	\$81,281
17-1012	Landscape Architects			\$49.73	\$103,441	7.61	\$46.85	\$48.82	\$52.12	\$55.41	\$57.39	\$97,442	\$101,553	\$108,404	\$115,255	\$119,366
17-1022	Surveyors	20	28.54	\$30.40	\$63,232	8.14	\$19.97	\$22.20	\$29.54	\$38.57	\$42.60	\$41,532	\$46,178	\$61,447	\$80,216	\$88,613
17-2051	Civil Engineers	120	16.63	\$39.62	\$82,418	2.49	\$27.47	\$32.55	\$38.73	\$46.16	\$52.62	\$57,135	\$67,709	\$80,558	\$96,012	\$109,440
17-2071	Electrical Engineers	50	32.90	\$37.27	\$77,530	5.11	\$24.01	\$28.12	\$38.71	\$46.81	\$53.97	\$49,932	\$58,496	\$80,526	\$97,358	\$112,252
17-2111	Health and Safety Engineers, Except Mining Safety Engineers and Inspectors	30	25.35	\$41.67	\$86,683	11.01	\$24.90	\$28.63	\$36.90	\$45.19	\$56.72	\$51,797	\$59,555	\$76,761	\$93,998	\$117,980
17-2112	Industrial Engineers	200	29.01	\$38.66	\$80,421	3.38	\$26.78	\$32.11	\$38.11	\$44.21	\$52.91	\$55,697	\$66,792	\$79,273	\$91,959	\$110,044
17-2141	Mechanical Engineers	60	15.70	\$38.46	\$79,989	3.47	\$25.15	\$29.77	\$36.21	\$47.29	\$56.51	\$52,321	\$61,913	\$75,313	\$98,373	\$117,542
17-2171	Petroleum Engineers	100	44.75	\$60.45	\$125,737	6.05	\$32.06	\$45.74	\$59.33	\$73.07	\$87.84	\$66,691	\$95,147	\$123,404	\$151,986	\$182,710
17-2199	Engineers, All Other			\$27.64	\$57,484	2.65	\$17.75	\$20.42	\$28.26	\$34.61	\$39.47	\$36,920	\$42,484	\$58,780	\$71,988	\$82,105
17-3011	Architectural and Civil Drafters	20	33.20	\$20.11	\$41,835	6.40	\$15.07	\$16.48	\$18.96	\$24.22	\$28.13	\$31,339	\$34,278	\$39,441	\$50,385	\$58,514
17-3013	Mechanical Drafters	40	35.66	\$23.08	\$47,999	2.34	\$17.69	\$19.73	\$22.34	\$26.18	\$28.56	\$36,786	\$41,031	\$46,460	\$54,461	\$59,410
17-3022	Civil Engineering Technicians	30	0.06	\$24.10	\$50,132	1.84	\$14.98	\$20.26	\$24.72	\$28.49	\$33.37	\$31,167	\$42,145	\$51,422	\$59,254	\$69,412
17-3023	Electrical and Electronics Engineering Technicians	70	27.58	\$23.28	\$48,421	8.09	\$14.77	\$17.26	\$22.09	\$29.91	\$32.96	\$30,725	\$35,907	\$45,950	\$62,218	\$68,561
17-3026	Industrial Engineering Technicians	40	32.84	\$20.95	\$43,575	6.55	\$14.53	\$17.11	\$20.63	\$24.70	\$28.83	\$30,212	\$35,596	\$42,902	\$51,368	\$59,975
17-3027	Mechanical Engineering Technicians			\$17.63	\$36,667	8.33	\$12.46	\$13.22	\$14.50	\$24.08	\$28.42	\$25,911	\$27,507	\$30,167	\$50,093	\$59,117
17-3029	Engineering Technicians, Except Drafters, All Other	80	42.98	\$29.13	\$60,589	2.54	\$20.63	\$24.24	\$29.09	\$33.91	\$39.48	\$42,900	\$50,415	\$60,512	\$70,524	\$82,109
17-3031	Surveying and Mapping Technicians	140	12.50	\$17.17	\$35,715	5.77	\$11.30	\$13.14	\$16.11	\$20.30	\$25.63	\$23,503	\$27,339	\$33,507	\$42,233	\$53,305
19-0000	Life, Physical, and Social Science Occupations	450	10.24	\$32.70	\$68,013	4.47	\$16.45	\$20.96	\$28.42	\$38.68	\$54.44	\$34,224	\$43,594	\$59,105	\$80,458	\$113,244
19-2031	Chemists	40	40.97	\$24.94	\$51,879	5.09	\$13.67	\$16.70	\$23.70	\$31.48	\$38.81	\$28,429	\$34,733	\$49,290	\$65,475	\$80,727
19-2041	Environmental Scientists and Specialists, Including Health	30	27.24	\$28.98	\$60,270	7.15	\$20.35	\$24.90	\$28.67	\$33.73	\$37.97	\$42,323	\$51,789	\$59,636	\$70,154	\$78,988
19-2042	Geoscientists, Except Hydrologists and Geographers	30	43.82	\$74.91	\$155,806	9.58	\$41.65	\$69.24	\$79.12	\$86.19		\$86,642	\$144,030	\$164,575	\$179,269	
19-3031	Clinical, Counseling, and School Psychologists	80	9.32	\$36.85	\$76,652	5.25	\$18.75	\$28.92	\$34.03	\$43.59	\$58.31	\$38,993	\$60,162	\$70,791	\$90,671	\$121,293
19-3051	Urban and Regional Planners	20	1.41	\$33.50	\$69,681	1.89	\$21.14	\$25.10	\$32.63	\$40.97	\$49.93	\$43,972	\$52,207	\$67,880	\$85,219	\$103,850
19-4031	Chemical Technicians			\$17.76	\$36,948	8.31	\$12.68	\$14.15	\$17.30	\$20.58	\$22.49	\$26,379	\$29,435	\$35,980	\$42,804	\$46,783
19-4041	Geological and Petroleum Technicians	20	40.09	\$30.34	\$63,115	8.32	\$16.55	\$19.63	\$29.96	\$39.85	\$46.59	\$34,423	\$40,824	\$62,315	\$82,895	\$96,898
19-4091	Environmental Science and Protection Technicians, Including Health			\$27.90	\$58,028	12.75	\$16.36	\$19.39	\$25.82	\$35.66	\$44.23	\$34,024	\$40,325	\$53,701	\$74,177	\$92,003
19-4099	Life, Physical, and Social Science Technicians, All Other	30	25.19	\$24.31	\$50,566	2.44	\$19.40	\$21.61	\$22.90	\$28.29	\$32.21	\$40,359	\$44,942	\$47,638	\$58,851	\$67,002
21-0000	Community and Social Service Occupations	1,140	10.41	\$20.40	\$42,429	3.62	\$11.34	\$14.86	\$19.76	\$25.30	\$31.19	\$23,583	\$30,902	\$41,093	\$52,623	\$64,883
21-1012	Educational, Guidance, School, and Vocational Counselors	170	1.51	\$21.50	\$44,725	1.55	\$15.61	\$17.81	\$20.75	\$23.97	\$28.77	\$32,470	\$37,042	\$43,159	\$49,855	\$59,849
21-1014	Mental Health Counselors	80	42.52	\$17.15	\$35,663	7.41	\$9.07	\$11.85	\$16.27	\$22.42	\$26.86	\$18,874	\$24,643	\$33,836	\$46,642	\$55,879
21-1015	Rehabilitation Counselors	10	42.50	\$17.97	\$37,371	12.45	\$11.75	\$12.77	\$14.34	\$22.70	\$28.96	\$24,436	\$26,556	\$29,837	\$47,213	\$60,243
21-1021	Child, Family, and School Social Workers	220	8.21	\$21.18	\$44,053	5.42	\$12.78	\$15.32	\$20.87	\$26.97	\$30.16	\$26,580	\$31,863	\$43,415	\$56,097	\$62,741
21-1022	Healthcare Social Workers	90	24.70	\$23.61	\$49,118	6.71	\$15.70	\$17.97	\$22.20	\$29.45	\$34.12	\$32,664	\$37,381	\$46,180	\$61,255	\$70,968
21-1029	Social Workers, All Other			\$23.23	\$48,324	13.75	\$13.58	\$16.79	\$22.01	\$31.75	\$34.24	\$28,256	\$34,918	\$45,785	\$66,032	\$71,223
21-1091	Health Educators			\$23.69	\$49,275	6.05	\$15.64	\$17.68	\$23.73	\$27.42	\$32.38	\$32,536	\$36,770	\$49,552	\$67,345	\$67,345
21-1093	Social and Human Service Assistants	160	41.09	\$12.46	\$25,914	8.33	\$8.18	\$9.46	\$11.27	\$14.66	\$17.59	\$17,019	\$19,679	\$23,436	\$30,486	\$36,585

Occupational Code	Occupational Title	Employment Estimate	Employment Percentage Relative Standard Error	Average Hourly Wage	Average Annual Wage	Wage Percentage Relative Standard Error	10th Percentile (Hourly)	25th Percentile (Hourly)	50th Percentile (Hourly)	75th Percentile (Hourly)	90th Percentile (Hourly)	10th Percentile (Annual)	25th Percentile (Annual)	50th Percentile (Annual)	75th Percentile (Annual)	90th Percentile (Annual)
21-1798	Community and Social Service Specialists, All Other*	40	22.00	\$23.19	\$48,235	3.86	\$15.03	\$16.74	\$20.94	\$28.41	\$36.33	\$31,261	\$34,821	\$43,548	\$59,084	\$75,565
21-2011	Clergy	10	34.54	\$23.86	\$49,623	3.93	\$19.21	\$21.67	\$24.52	\$26.82	\$28.20	\$39,965	\$45,078	\$50,996	\$55,780	\$58,651
23-0000	Legal Occupations	420	18.89	\$31.35	\$65,206	8.04	\$14.68	\$17.73	\$25.96	\$37.63	\$61.96	\$30,543	\$36,877	\$54,003	\$78,260	\$128,878
23-1011	Lawyers	150	25.62	\$43.85	\$91,198	7.99	\$23.94	\$29.46	\$37.28	\$57.18	\$70.64	\$49,803	\$61,287	\$77,545	\$118,932	\$146,937
23-2011	Paralegals and Legal Assistants*	90	29.53	\$22.78	\$47,375	6.29	\$16.62	\$19.66	\$22.41	\$26.59	\$28.99	\$34,564	\$40,889	\$46,612	\$55,307	\$60,301
23-2099	Legal Support Workers, All Other	100	43.22	\$19.67	\$40,911	3.06	\$14.40	\$15.38	\$17.01	\$22.35	\$30.24	\$29,948	\$32,000	\$35,389	\$46,479	\$62,904
25-0000	Education, Training, and Library Occupations	6,170	2.44	\$20.20	\$42,023	1.46	\$9.09	\$12.80	\$18.91	\$26.00	\$33.44	\$18,914	\$26,620	\$39,325	\$54,082	\$69,552
25-1121	Art, Drama, and Music Teachers, Postsecondary	130	0.01		\$45,444	1.68						\$18,493	\$27,215	\$46,307	\$60,824	\$71,493
25-2011	Preschool Teachers, Except Special Education	290	42.73	\$15.35	\$31,932	7.60	\$9.41	\$10.78	\$14.91	\$18.00	\$22.12	\$19,575	\$22,423	\$31,010	\$37,432	\$46,010
25-2012	Kindergarten Teachers, Except Special Education	160	0.78		\$43,131	1.55						\$32,435	\$34,899	\$38,976	\$47,420	\$59,650
25-2021	Elementary School Teachers, Except Special Education	1,080	0.77		\$46,502	1.19						\$32,827	\$36,191	\$43,224	\$54,100	\$68,150
25-2022	Middle School Teachers, Except Special and Career/Technical Education	600	1.33		\$45,732	1.05						\$32,964	\$36,436	\$43,172	\$53,228	\$64,857
25-2031	Secondary School Teachers, Except Special and Career/Technical Education	620	2.16		\$47,810	1.05						\$33,414	\$37,795	\$45,478	\$56,263	\$68,014
25-2032	Career/Technical Education Teachers, Secondary School	70	3.37		\$47,587	1.34						\$34,744	\$39,805	\$46,236	\$55,287	\$63,172
25-2041	Special Education Teachers, Preschool, Kindergarten, and Elementary School*	140	1.20		\$51,275	1.48						\$34,235	\$39,409	\$46,587	\$59,492	\$74,857
25-2053	Special Education Teachers, Middle School	90	1.73		\$51,186	1.83						\$35,276	\$41,233	\$49,506	\$59,963	\$70,699
25-2054	Special Education Teachers, Secondary School	110	1.51		\$53,596	1.75						\$35,342	\$41,838	\$51,971	\$63,137	\$74,269
25-3011	Adult Basic and Secondary Education and Literacy Teachers and Instructors	30	0.06	\$24.63	\$51,222	1.95	\$18.83	\$20.13	\$22.29	\$26.65	\$33.76	\$39,176	\$41,872	\$46,366	\$55,437	\$70,215
25-3021	Self-Enrichment Education Teachers	70	10.87	\$13.44	\$27,953	2.77	\$8.61	\$9.98	\$11.48	\$14.72	\$22.15	\$17,907	\$20,766	\$23,878	\$30,625	\$46,071
25-3999	Teachers and Instructors, All Other*	110	12.03		\$42,716	1.84						\$22,348	\$28,372	\$38,229	\$53,802	\$72,932
25-4021	Librarians	130	12.98	\$27.73	\$57,679	4.06	\$18.28	\$20.56	\$23.49	\$33.75	\$44.97	\$38,032	\$42,766	\$48,863	\$70,194	\$93,536
25-4031	Library Technicians	180	17.75	\$14.13	\$29,398	1.58	\$9.06	\$11.89	\$14.11	\$16.85	\$18.85	\$18,850	\$24,734	\$29,339	\$35,057	\$39,213
25-9031	Instructional Coordinators	50	23.48	\$31.25	\$64,994	1.63	\$20.63	\$25.13	\$31.54	\$35.72	\$40.78	\$42,900	\$52,278	\$65,606	\$74,296	\$84,817
25-9041	Teacher Assistants	820	3.29		\$23,435	1.70						\$18,283	\$20,630	\$22,799	\$25,792	\$29,827
27-0000	Arts, Design, Entertainment, Sports, and Media Occupations	600	8.14	\$18.84	\$39,182	5.32	\$8.50	\$10.79	\$16.03	\$22.84	\$30.72	\$17,678	\$22,452	\$33,338	\$47,507	\$63,890
27-1023	Floral Designers	40	21.55	\$12.23	\$25,442	4.77	\$8.20	\$9.34	\$12.00	\$15.22	\$17.24	\$17,062	\$19,424	\$24,952	\$31,648	\$35,862
27-1024	Graphic Designers	60	22.33	\$19.31	\$40,159	6.40	\$12.73	\$14.07	\$18.82	\$23.67	\$27.73	\$26,473	\$29,256	\$39,137	\$49,238	\$57,685
27-1025	Interior Designers			\$22.96	\$47,751	26.78	\$12.46	\$13.42	\$19.30	\$37.52	\$43.21	\$25,918	\$27,922	\$40,151	\$78,041	\$89,878
27-2022	Coaches and Scouts	70	24.86		\$29,676	2.40						\$16,660	\$18,659	\$25,625	\$34,834	\$46,590
27-3031	Public Relations Specialists	130	27.80	\$23.84	\$49,591	10.45	\$8.28	\$12.40	\$22.27	\$28.85	\$47.15	\$17,223	\$25,790	\$46,330	\$60,008	\$98,071
27-3041	Editors	40	29.27													
27-3042	Technical Writers	10	40.28	\$25.85	\$53,778	3.01	\$20.59	\$23.29	\$25.91	\$28.48	\$32.01	\$42,829	\$48,450	\$53,888	\$59,243	\$66,584
27-3091	Interpreters and Translators	40	20.00	\$22.87	\$47,565	4.12	\$16.70	\$19.67	\$22.09	\$26.18	\$31.77	\$34,734	\$40,907	\$45,943	\$54,453	\$66,085
29-0000	Healthcare Practitioners and Technical Occupations	3,780	26.28	\$31.84	\$66,235	3.49	\$15.52	\$21.99	\$29.27	\$36.48	\$47.61	\$32,285	\$45,748	\$60,891	\$75,870	\$99,031
29-1011	Chiropractors	30	32.79	\$36.20	\$75,288	16.76	\$19.69	\$24.18	\$34.64	\$49.38	\$54.95	\$40,955	\$50,297	\$72,050	\$102,705	\$114,305
29-1021	Dentists, General			\$112.16	\$233,295	20.17	\$76.17					\$158,430				
29-1031	Dietitians and Nutritionists	70	36.05	\$25.72	\$53,503	11.44	\$13.07	\$18.46	\$28.56	\$33.22	\$35.49	\$27,182	\$38,407	\$59,409	\$69,089	\$73,824
29-1041	Optometrists	20	43.27	\$42.77	\$88,959	13.65	\$26.98	\$30.99	\$48.31	\$53.25	\$56.22	\$56,128	\$64,457	\$100,480	\$110,766	\$116,937
29-1051	Pharmacists	90	22.75	\$54.55	\$113,457	2.34	\$47.62	\$50.35	\$54.89	\$60.67	\$68.02	\$99,043	\$104,718	\$114,175	\$126,189	\$141,474
29-1062	Family and General Practitioners			\$74.16	\$154,242	8.69	\$40.23	\$59.15	\$69.07	\$86.53		\$83,678	\$123,038	\$143,672	\$179,976	
29-1071	Physician Assistants	60	35.77	\$44.85	\$93,291	8.00	\$29.92	\$38.35	\$45.85	\$52.62	\$56.70	\$62,225	\$79,770	\$95,373	\$109,455	\$117,929
29-1111	Registered Nurses*	1,410	41.25	\$31.59	\$65,700	1.68	\$23.08	\$26.43	\$31.42	\$36.00	\$42.54	\$48,011	\$54,980	\$65,352	\$74,876	\$88,482
29-1122	Occupational Therapists	90	22.31	\$37.93	\$78,889	3.61	\$24.95	\$29.14	\$34.64	\$47.75	\$56.70	\$51,904	\$60,614	\$72,053	\$99,310	\$117,935
29-1123	Physical Therapists	120	17.99	\$32.56	\$67,723	5.51	\$19.48	\$26.76	\$32.49	\$37.91	\$47.20	\$40,520	\$55,661	\$67,585	\$78,848	\$98,184
29-1125	Recreational Therapists	30	13.44	\$14.18	\$29,486	5.60	\$9.51	\$10.72	\$13.52	\$17.11	\$20.62	\$19,785	\$22,293	\$28,117	\$35,581	\$42,884
29-1127	Speech-Language Pathologists	110	11.73	\$38.71	\$80,527	2.90	\$26.60	\$30.73	\$35.78	\$45.66	\$56.46	\$55,324	\$63,921	\$74,431	\$94,981	\$117,426

Occupational Code	Occupational Title	Employment Estimate	Employment Percentage Relative Standard Error	Average Hourly Wage	Average Annual Wage	Wage Percentage Relative Standard Error	10th Percentile (Hourly)	25th Percentile (Hourly)	50th Percentile (Hourly)	75th Percentile (Hourly)	90th Percentile (Hourly)	10th Percentile (Annual)	25th Percentile (Annual)	50th Percentile (Annual)	75th Percentile (Annual)	90th Percentile (Annual)
29-1131	Veterinarians	100	43.37	\$38.27	\$79,594	6.51	\$30.24	\$32.72	\$36.88	\$44.41	\$52.82	\$62,889	\$68,057	\$76,702	\$92,378	\$109,871
29-1181	Audiologists	20	11.61	\$31.17	\$64,833	6.19	\$19.90	\$21.80	\$32.06	\$39.75	\$44.22	\$41,394	\$45,345	\$66,692	\$82,690	\$91,978
29-2021	Dental Hygienists	190	10.02	\$36.28	\$75,458	2.92	\$30.52	\$32.78	\$36.52	\$41.30	\$44.28	\$63,490	\$68,176	\$75,958	\$85,897	\$92,100
29-2037	Radiologic Technologists and Technicians*			\$24.87	\$51,731	3.56	\$16.16	\$20.08	\$24.28	\$30.07	\$34.86	\$33,604	\$41,770	\$50,493	\$62,540	\$72,508
29-2052	Pharmacy Technicians	120	17.08	\$14.85	\$30,898	3.07	\$10.77	\$12.38	\$14.48	\$17.20	\$19.48	\$22,409	\$25,746	\$30,114	\$35,783	\$40,526
29-2056	Veterinary Technologists and Technicians	100	44.65	\$13.57	\$28,220	3.21	\$10.28	\$11.54	\$13.40	\$15.57	\$17.57	\$21,387	\$23,995	\$27,871	\$32,376	\$36,543
29-2061	Licensed Practical and Licensed Vocational Nurses	250	37.96	\$21.17	\$44,041	4.85	\$15.48	\$17.51	\$20.89	\$24.64	\$28.01	\$32,201	\$36,412	\$43,452	\$51,252	\$58,257
29-2071	Medical Records and Health Information Technicians	100	35.81	\$18.11	\$37,671	3.54	\$12.07	\$15.39	\$17.74	\$21.09	\$23.85	\$25,103	\$32,007	\$36,894	\$43,869	\$49,613
29-2081	Opticians, Dispensing	50	42.02	\$13.16	\$27,379	5.40	\$10.04	\$10.89	\$12.92	\$15.35	\$17.22	\$20,883	\$22,653	\$26,878	\$31,938	\$35,815
29-2799	Health Technologists and Technicians, All Other*			\$25.05	\$52,099	2.57	\$21.14	\$23.70	\$25.58	\$27.46	\$28.58	\$43,963	\$49,306	\$53,209	\$57,112	\$59,454
29-9011	Occupational Health and Safety Specialists	60	26.79	\$32.23	\$67,044	3.78	\$20.90	\$24.54	\$28.49	\$40.00	\$51.71	\$43,478	\$51,048	\$59,258	\$83,205	\$107,563
31-0000	Healthcare Support Occupations	2,010	16.71	\$13.60	\$28,280	2.16	\$9.57	\$10.60	\$12.58	\$15.60	\$19.35	\$19,909	\$22,054	\$26,174	\$32,446	\$40,241
31-1011	Home Health Aides			\$10.77	\$22,398	2.52	\$8.51	\$9.62	\$10.55	\$11.48	\$13.60	\$17,709	\$20,001	\$26,199	\$32,878	\$28,281
31-1012	Nursing Aides, Orderlies, and Attendants*	760	17.23	\$12.52	\$26,050	2.12	\$9.78	\$10.69	\$12.23	\$14.08	\$16.35	\$20,334	\$22,240	\$25,449	\$29,286	\$34,006
31-2011	Occupational Therapy Assistants	30	49.56	\$22.60	\$47,016	10.71	\$14.53	\$18.09	\$23.22	\$26.58	\$28.58	\$30,224	\$37,631	\$48,302	\$55,279	\$59,441
31-2021	Physical Therapist Assistants			\$19.55	\$40,664	10.15	\$12.56	\$15.65	\$19.05	\$24.13	\$27.47	\$26,128	\$32,547	\$39,625	\$50,183	\$57,130
31-9011	Massage Therapists	40	40.69	\$21.97	\$45,703	12.75	\$13.60	\$16.40	\$19.79	\$22.39	\$36.15	\$28,295	\$34,106	\$41,172	\$46,571	\$75,186
31-9091	Dental Assistants	180	19.14	\$17.80	\$37,021	5.72	\$11.88	\$14.59	\$18.06	\$21.34	\$23.30	\$24,709	\$30,343	\$37,565	\$44,392	\$48,458
31-9092	Medical Assistants	330	27.94	\$14.16	\$29,444	3.21	\$9.97	\$11.75	\$13.83	\$16.37	\$18.12	\$20,733	\$24,448	\$28,757	\$34,059	\$37,696
31-9094	Medical Transcriptionists			\$16.47	\$34,265	13.07	\$12.28	\$13.52	\$15.82	\$19.77	\$22.29	\$25,534	\$28,125	\$32,899	\$41,116	\$46,357
31-9096	Veterinary Assistants and Laboratory Animal Caretakers			\$10.23	\$21,280	6.51	\$8.18	\$9.33	\$10.28	\$11.24	\$12.67	\$17,006	\$19,408	\$21,385	\$23,389	\$26,360
31-9799	Healthcare Support Workers, All Other*	90	21.21	\$12.89	\$26,818	2.66	\$9.87	\$10.59	\$11.88	\$14.31	\$18.02	\$20,539	\$22,026	\$24,713	\$29,767	\$37,473
33-0000	Protective Service Occupations	1,690	7.29	\$21.55	\$44,830	4.67	\$8.93	\$11.29	\$20.49	\$29.18	\$35.99	\$18,573	\$23,480	\$42,609	\$60,686	\$74,867
33-1012	First-Line Supervisors of Police and Detectives	60	2.59	\$41.63	\$86,587	2.05	\$31.68	\$36.95	\$40.69	\$46.08	\$53.99	\$65,898	\$76,848	\$84,633	\$95,841	\$112,299
33-1021	First-Line Supervisors of Fire Fighting and Prevention Workers	50	5.54	\$38.85	\$80,816	3.65	\$22.48	\$37.47	\$40.66	\$43.85	\$45.83	\$46,769	\$77,931	\$84,565	\$91,199	\$95,321
33-1099	First-Line Supervisors of Protective Service Workers, All Other	40	46.97	\$23.19	\$48,238	6.55	\$16.06	\$19.22	\$22.02	\$26.97	\$32.52	\$33,413	\$39,974	\$45,798	\$56,102	\$67,639
33-2011	Firefighters	270	12.19	\$25.65	\$53,356	3.34	\$15.11	\$18.25	\$26.21	\$33.11	\$36.13	\$31,422	\$37,954	\$54,521	\$68,878	\$75,155
33-3051	Police and Sheriff's Patrol Officers	380	3.51	\$27.78	\$57,777	1.74	\$19.80	\$24.10	\$27.76	\$32.72	\$35.86	\$41,188	\$50,135	\$57,732	\$68,051	\$74,592
33-9032	Security Guards	290	27.48	\$10.86	\$22,589	3.29	\$8.11	\$9.22	\$10.25	\$11.24	\$15.54	\$16,874	\$19,183	\$21,328	\$23,370	\$32,332
33-9091	Crossing Guards	120	46.91													
33-9099	Protective Service Workers, All Other *	100	3.71	\$11.77	\$24,484	2.26	\$8.01	\$8.96	\$10.65	\$15.26	\$17.63	\$16,650	\$18,629	\$22,148	\$31,747	\$36,674
35-0000	Food Preparation and Serving Related Occupations	6,230	2.78	\$9.76	\$20,295	1.76	\$7.69	\$8.14	\$8.88	\$10.56	\$13.61	\$15,995	\$16,924	\$18,471	\$21,966	\$28,309
35-1012	First-Line Supervisors of Food Preparation and Serving Workers	470	12.09	\$14.29	\$29,729	3.32	\$10.33	\$11.75	\$13.61	\$16.20	\$19.30	\$21,494	\$24,436	\$28,305	\$33,695	\$40,146
35-2011	Cooks, Fast Food			\$9.56	\$19,878	7.35	\$7.76	\$8.35	\$9.32	\$10.65	\$11.45	\$16,146	\$17,363	\$19,392	\$22,152	\$23,826
35-2012	Cooks, Institution and Cafeteria	180	9.50	\$12.30	\$25,593	2.58	\$9.18	\$10.19	\$11.64	\$14.38	\$16.86	\$19,090	\$21,192	\$24,215	\$29,921	\$35,070
35-2014	Cooks, Restaurant	590	18.33	\$10.45	\$21,740	3.16	\$8.16	\$9.29	\$10.30	\$11.27	\$13.18	\$16,973	\$19,318	\$21,419	\$23,446	\$27,424
35-2015	Cooks, Short Order			\$10.74	\$22,342	6.18	\$7.84	\$8.38	\$9.28	\$13.28	\$16.50	\$16,303	\$17,431	\$19,311	\$27,613	\$34,323
35-2021	Food Preparation Workers	400	10.38	\$10.07	\$20,950	2.42	\$7.83	\$8.51	\$9.77	\$11.29	\$13.39	\$16,283	\$17,692	\$20,329	\$23,489	\$27,854
35-3011	Bartenders	180	18.45	\$8.55	\$17,782	2.25	\$7.61	\$7.94	\$8.50	\$9.06	\$9.67	\$15,824	\$16,519	\$17,678	\$18,837	\$20,112
35-3021	Combined Food Preparation and Serving Workers, Including Fast Food	2,230	8.38	\$8.82	\$18,336	2.88	\$7.61	\$7.96	\$8.53	\$9.11	\$10.75	\$15,835	\$16,553	\$17,750	\$18,947	\$22,366
35-3022	Counter Attendants, Cafeteria, Food Concession, and Coffee Shop	390	44.61	\$8.88	\$18,472	3.43	\$7.68	\$8.04	\$8.65	\$9.25	\$10.64	\$15,976	\$16,730	\$17,988	\$19,246	\$22,123
35-3031	Writers and Waitresses	1,430	7.97	\$9.25	\$19,238	6.18	\$7.64	\$8.00	\$8.61	\$9.21	\$13.20	\$15,888	\$16,644	\$17,905	\$19,165	\$27,462
35-9011	Dining Room and Cafeteria Attendants and Bartender Helpers			\$8.65	\$17,993	5.87	\$7.64	\$8.03	\$8.67	\$9.31	\$10.57	\$15,890	\$16,693	\$18,033	\$19,372	\$21,992
35-9021	Dishwashers	80	26.13	\$8.61	\$17,917	2.94	\$7.63	\$7.96	\$8.52	\$9.07	\$9.50	\$15,873	\$16,563	\$17,714	\$18,864	\$19,758
35-9031	Hosts and Hostesses, Restaurant, Lounge, and Coffee Shop	150	18.79	\$9.17	\$19,077	6.11	\$7.68	\$8.10	\$8.79	\$9.81	\$11.51	\$15,971	\$16,838	\$18,282	\$20,396	\$23,949

Occupational Code	Occupational Title	Employment Estimate	Employment Percentage Relative Standard Error	Average Hourly Wage	Average Annual Wage	Wage Percentage Relative Standard Error	10th Percentile (Hourly)	25th Percentile (Hourly)	50th Percentile (Hourly)	75th Percentile (Hourly)	90th Percentile (Hourly)	10th Percentile (Annual)	25th Percentile (Annual)	50th Percentile (Annual)	75th Percentile (Annual)	90th Percentile (Annual)
37-0000	Building and Grounds Cleaning and Maintenance Occupations	2,300	6.64	\$12.45	\$25,893	2.83	\$8.07	\$9.06	\$11.13	\$14.45	\$18.82	\$16,787	\$18,847	\$23,152	\$30,055	\$39,141
37-1011	First-Line Supervisors of Housekeeping and Janitorial Workers	60	20.27	\$20.34	\$42,297	3.80	\$14.14	\$17.98	\$20.65	\$22.76	\$26.46	\$29,412	\$37,397	\$42,950	\$47,334	\$55,034
37-1012	First-Line Supervisors of Landscaping, Lawn Service, and Groundskeeping Workers	50	32.66	\$24.87	\$51,725	4.98	\$17.23	\$20.15	\$24.68	\$29.12	\$33.90	\$35,847	\$41,911	\$51,333	\$60,572	\$70,522
37-2011	Janitors and Cleaners, Except Maids and Housekeeping Cleaners	1,010	12.32	\$11.69	\$24,314	3.91	\$8.09	\$9.10	\$10.79	\$13.26	\$16.37	\$16,837	\$18,933	\$22,439	\$27,576	\$34,047
37-2012	Maids and Housekeeping Cleaners	280	15.90	\$8.91	\$18,535	2.21	\$7.64	\$8.01	\$8.62	\$9.23	\$10.70	\$15,889	\$16,650	\$17,920	\$19,189	\$22,258
37-3011	Landscaping and Groundskeeping Workers	830	11.65	\$12.90	\$26,834	4.88	\$8.43	\$9.87	\$12.10	\$15.36	\$18.23	\$17,540	\$20,539	\$25,158	\$31,943	\$37,919
39-0000	Personal Care and Service Occupations	1,690	10.70	\$11.56	\$24,036	3.33	\$7.87	\$8.58	\$10.03	\$13.08	\$17.68	\$16,378	\$17,851	\$20,860	\$27,200	\$36,771
39-1021	First-Line Supervisors of Personal Service Workers	80	22.99	\$16.86	\$35,063	3.85	\$12.03	\$13.55	\$16.18	\$18.59	\$24.06	\$25,030	\$28,185	\$33,660	\$38,666	\$50,050
39-2011	Animal Trainers			\$10.41	\$21,651	2.82	\$9.54	\$9.92	\$10.54	\$11.15	\$11.52	\$19,846	\$20,644	\$21,916	\$23,189	\$23,953
39-2021	Nonfarm Animal Caretakers	170	26.54	\$10.13	\$21,065	4.51	\$7.76	\$8.28	\$9.15	\$10.94	\$13.38	\$16,147	\$17,225	\$19,022	\$22,752	\$27,824
39-3091	Amusement and Recreation Attendants	180	48.96	\$8.90	\$18,513	4.17	\$7.66	\$8.01	\$8.58	\$9.15	\$10.91	\$15,940	\$16,652	\$17,839	\$19,027	\$22,700
39-4831	Funeral Service Managers, Directors, Morticians, and Undertakers			\$26.35	\$54,803	6.58	\$23.21	\$24.41	\$26.41	\$28.41	\$35.50	\$48,283	\$50,779	\$54,940	\$59,100	\$73,848
39-5012	Hairdressers, Hairstylists, and Cosmetologists	290	18.13	\$10.43	\$21,694	5.57	\$7.86	\$8.55	\$9.79	\$11.59	\$13.80	\$16,359	\$17,789	\$20,372	\$24,097	\$28,704
39-9011	Childcare Workers			\$11.64	\$24,212	9.72	\$7.96	\$8.83	\$10.32	\$13.14	\$17.13	\$16,555	\$18,360	\$21,465	\$27,332	\$35,635
39-9021	Personal Care Aides	190	6.27	\$9.68	\$20,140	4.66	\$7.73	\$8.29	\$9.21	\$10.89	\$12.63	\$16,081	\$17,233	\$19,154	\$22,661	\$26,262
39-9031	Fitness Trainers and Aerobics Instructors	150	37.81	\$16.52	\$34,363	5.10	\$9.64	\$12.26	\$15.23	\$18.91	\$26.22	\$20,046	\$25,506	\$31,680	\$39,335	\$54,545
39-9032	Recreation Workers	260	7.35	\$12.49	\$25,982	3.31	\$8.24	\$9.48	\$10.95	\$15.61	\$19.56	\$17,140	\$19,721	\$22,783	\$32,461	\$40,675
39-9041	Residential Advisors	10	4.51	\$9.22	\$19,173	6.93	\$7.62	\$8.02	\$8.67	\$9.45	\$11.19	\$15,856	\$16,676	\$18,043	\$19,656	\$23,280
39-9099	Personal Care and Service Workers, All Other			\$10.64	\$22,128	10.08	\$7.88	\$8.54	\$9.79	\$11.38	\$16.59	\$17,770	\$20,353	\$23,673	\$34,508	
41-0000	Sales and Related Occupations	7,080	4.47	\$18.39	\$38,241	4.32	\$8.12	\$9.10	\$12.17	\$21.37	\$35.83	\$16,882	\$18,922	\$25,313	\$44,450	\$74,536
41-1011	First-Line Supervisors of Retail Sales Workers	480	9.84	\$20.45	\$42,545	6.19	\$11.61	\$13.39	\$16.81	\$21.89	\$28.93	\$24,157	\$27,860	\$34,973	\$45,535	\$60,177
41-1012	First-Line Supervisors of Non-Retail Sales Workers	100	21.69	\$32.23	\$67,032	7.52	\$19.71	\$23.19	\$27.40	\$33.44	\$49.20	\$41,007	\$48,237	\$56,985	\$69,564	\$102,328
41-2011	Cashiers	1,600	9.48	\$9.24	\$19,226	1.55	\$7.74	\$8.17	\$8.87	\$9.99	\$11.48	\$16,105	\$16,988	\$18,459	\$20,770	\$23,885
41-2021	Counter and Rental Clerks	360	19.34	\$14.64	\$30,451	5.14	\$8.43	\$9.71	\$12.84	\$19.24	\$24.56	\$17,534	\$20,203	\$26,705	\$40,025	\$51,083
41-2022	Parts Salespersons	180	26.20	\$18.46	\$38,388	3.83	\$12.73	\$15.52	\$18.01	\$21.54	\$24.14	\$26,486	\$32,278	\$37,463	\$44,796	\$50,217
41-2031	Retail Salespersons	2,160	7.82	\$13.22	\$27,490	3.50	\$8.12	\$9.09	\$10.95	\$14.35	\$20.89	\$16,893	\$18,911	\$22,778	\$29,852	\$43,456
41-3011	Advertising Sales Agents	20	36.73	\$24.55	\$51,055	15.78	\$8.79	\$15.30	\$25.78	\$32.64	\$39.25	\$18,273	\$31,831	\$53,631	\$67,901	\$81,636
41-3021	Insurance Sales Agents	160	16.47	\$24.05	\$50,018	11.46	\$10.75	\$19.12	\$21.99	\$30.58	\$36.20	\$22,360	\$39,760	\$45,730	\$63,612	\$75,289
41-3031	Securities, Commodities, and Financial Services Sales Agents	140	30.97													
41-3099	Sales Representatives, Services, All Other	330	27.05	\$26.97	\$56,098	9.59	\$8.01	\$8.94	\$24.68	\$33.92	\$45.18	\$16,665	\$18,591	\$51,336	\$70,551	\$93,974
41-4011	Sales Representatives, Wholesale and Manufacturing, Technical and Scientific Products	80	39.36	\$33.00	\$68,635	10.23	\$19.66	\$22.85	\$28.33	\$36.56	\$56.62	\$40,898	\$47,527	\$58,929	\$76,037	\$117,768
41-4012	Sales Representatives, Wholesale and Manufacturing, Except Technical and Scientific Products	1,080	8.95	\$29.27	\$60,888	5.92	\$10.49	\$15.86	\$24.99	\$36.55	\$53.07	\$21,827	\$32,981	\$51,985	\$76,024	\$110,394
41-9021	Real Estate Brokers			\$17.13	\$35,632	16.31	\$8.90	\$12.65	\$14.53	\$21.07	\$24.27	\$18,513	\$26,308	\$30,213	\$43,832	\$50,476
41-9022	Real Estate Sales Agents	20	47.22	\$20.30	\$42,221	17.39	\$11.00	\$12.89	\$23.92	\$26.94	\$28.75	\$22,889	\$26,802	\$49,749	\$56,031	\$59,801
41-9041	Telemarketers			\$14.11	\$29,356	3.01	\$7.92	\$8.54	\$10.16	\$18.38	\$26.25	\$16,464	\$17,772	\$21,130	\$38,232	\$54,590
41-9799	Sales and Related Workers, All Other*	90	19.30	\$19.35	\$40,257	13.66	\$8.56	\$10.94	\$15.74	\$26.43	\$35.98	\$17,803	\$22,764	\$32,740	\$54,979	\$74,844
43-0000	Office and Administrative Support Occupations	11,050	3.35	\$16.36	\$34,035	1.43	\$9.21	\$11.76	\$15.33	\$19.57	\$25.35	\$19,162	\$24,466	\$31,893	\$40,706	\$52,737
43-1011	First-Line Supervisors of Office and Administrative Support Workers	470	6.53	\$26.96	\$56,081	4.89	\$15.70	\$19.95	\$26.18	\$32.84	\$40.95	\$32,656	\$41,504	\$54,461	\$68,309	\$85,178
43-2011	Switchboard Operators, Including Answering Service	20	40.00	\$12.61	\$26,236	2.60	\$9.99	\$10.78	\$12.24	\$14.17	\$16.39	\$20,778	\$22,420	\$25,459	\$29,464	\$34,099
43-3011	Bill and Account Collectors			\$17.26	\$35,895	1.58	\$9.57	\$11.84	\$14.34	\$22.14	\$26.82	\$19,901	\$24,619	\$29,823	\$46,051	\$55,781
43-3021	Billing and Posting Clerks	170	25.01	\$16.10	\$33,496	2.97	\$12.38	\$13.77	\$15.93	\$17.80	\$19.91	\$25,760	\$28,645	\$33,144	\$37,019	\$41,406
43-3031	Bookkeeping, Accounting, and Auditing Clerks	990	7.65	\$16.64	\$34,605	2.20	\$8.96	\$12.44	\$15.93	\$20.26	\$24.46	\$18,628	\$25,868	\$33,144	\$42,140	\$50,870
43-3051	Payroll and Timekeeping Clerks	70	15.44	\$19.19	\$39,918	2.67	\$13.73	\$16.04	\$19.30	\$22.47	\$25.90	\$28,562	\$33,358	\$40,140	\$46,744	\$53,873

Occupational Code	Occupational Title	Employment Estimate	Employment Percentage Relative Standard Error	Average Hourly Wage	Average Annual Wage	Wage Percentage Relative Standard Error	10th Percentile (Hourly)	25th Percentile (Hourly)	50th Percentile (Hourly)	75th Percentile (Hourly)	90th Percentile (Hourly)	10th Percentile (Annual)	25th Percentile (Annual)	50th Percentile (Annual)	75th Percentile (Annual)	90th Percentile (Annual)
43-3061	Procurement Clerks	20	14.28	\$19.15	\$39,834	4.17	\$13.36	\$16.28	\$19.44	\$22.17	\$25.39	\$27,780	\$33,861	\$40,433	\$46,106	\$52,821
43-3071	Tellers	290	16.06	\$12.41	\$25,803	2.52	\$9.95	\$10.77	\$12.22	\$13.90	\$15.16	\$20,705	\$22,397	\$25,408	\$28,919	\$31,541
43-4031	Court, Municipal, and License Clerks	150	4.71	\$18.20	\$37,846	1.68	\$14.41	\$15.71	\$17.63	\$20.09	\$23.48	\$29,971	\$32,666	\$36,661	\$41,783	\$48,841
43-4051	Customer Service Representatives	1,240	6.25	\$15.02	\$31,237	2.66	\$8.50	\$10.46	\$13.98	\$18.15	\$23.80	\$17,684	\$21,751	\$29,069	\$37,747	\$49,510
43-4071	File Clerks	70	20.18	\$13.91	\$28,937	5.85	\$9.81	\$10.82	\$13.02	\$16.69	\$20.25	\$20,399	\$22,495	\$27,090	\$34,713	\$42,118
43-4081	Hotel, Motel, and Resort Desk Clerks	60	30.90	\$9.70	\$20,171	7.19	\$7.78	\$8.30	\$9.16	\$10.99	\$13.25	\$16,189	\$17,260	\$19,047	\$22,857	\$27,568
43-4111	Interviewers, Except Eligibility and Loan	130	20.83	\$14.79	\$30,772	5.39	\$10.29	\$12.34	\$14.20	\$17.16	\$20.22	\$21,406	\$25,677	\$29,543	\$35,694	\$42,055
43-4121	Library Assistants, Clerical			\$10.58	\$22,006	2.93	\$8.18	\$9.24	\$10.39	\$11.46	\$13.62	\$17,023	\$19,216	\$21,607	\$23,829	\$28,332
43-4131	Loan Interviewers and Clerks	120	37.37	\$18.19	\$37,831	2.72	\$13.25	\$15.49	\$18.35	\$21.10	\$22.80	\$27,552	\$32,216	\$38,169	\$43,895	\$47,431
43-4141	New Accounts Clerks	60	46.68	\$17.35	\$36,098	6.56	\$12.64	\$14.16	\$16.75	\$20.00	\$23.71	\$26,285	\$29,456	\$34,837	\$41,599	\$49,317
43-4151	Order Clerks	40	39.46	\$12.29	\$25,564	5.03	\$8.48	\$9.80	\$11.04	\$15.76	\$17.86	\$17,646	\$20,389	\$22,953	\$32,778	\$37,144
43-4161	Human Resources Assistants, Except Payroll and Timekeeping	70	17.05	\$17.66	\$36,736	2.62	\$12.21	\$13.53	\$16.47	\$20.39	\$25.34	\$25,394	\$28,150	\$34,260	\$42,402	\$52,709
43-4171	Receptionists and Information Clerks	500	11.33	\$12.91	\$26,844	5.31	\$8.37	\$9.62	\$11.36	\$16.23	\$19.89	\$17,401	\$20,006	\$23,622	\$33,759	\$41,365
43-4199	Information and Record Clerks, All Other	150	38.38	\$15.52	\$32,290	7.31	\$8.05	\$8.85	\$15.39	\$19.85	\$23.96	\$16,748	\$18,400	\$32,011	\$41,284	\$49,831
43-5032	Dispatchers, Except Police, Fire, and Ambulance	110	25.51	\$19.90	\$41,391	3.76	\$11.21	\$13.10	\$17.63	\$25.70	\$33.15	\$23,323	\$27,255	\$36,679	\$53,454	\$68,961
43-5041	Meter Readers, Utilities	30	16.57	\$22.85	\$47,533	8.02	\$16.17	\$18.01	\$23.55	\$27.15	\$29.30	\$33,642	\$37,464	\$48,988	\$56,464	\$60,950
43-5051	Postal Service Clerks	40	0.02	\$25.59	\$53,228		\$23.43	\$25.52	\$25.53	\$26.55	\$26.56	\$48,730	\$53,086	\$53,096	\$55,230	\$55,240
43-5052	Postal Service Mail Carriers	210	0.00	\$23.72	\$49,345		\$19.45	\$19.46	\$25.32	\$26.70	\$27.50	\$40,461	\$40,472	\$52,655	\$55,529	\$57,206
43-5053	Postal Service Mail Sorters, Processors, and Processing Machine Operators	30	0.04	\$16.20	\$33,688		\$10.00	\$10.55	\$11.56	\$25.52	\$25.53	\$20,797	\$21,939	\$24,034	\$53,088	\$53,100
43-5061	Production, Planning, and Expediting Clerks	110	14.85	\$23.01	\$47,869	4.16	\$13.32	\$15.60	\$21.85	\$30.10	\$35.35	\$27,706	\$32,451	\$45,443	\$62,609	\$73,537
43-5071	Shipping, Receiving, and Traffic Clerks	370	11.00	\$15.97	\$33,217	3.47	\$10.39	\$12.51	\$15.83	\$19.58	\$22.25	\$21,620	\$26,014	\$32,929	\$40,718	\$46,288
43-5081	Stock Clerks and Order Fillers	760	7.73	\$13.01	\$27,061	3.72	\$8.28	\$9.66	\$12.13	\$16.35	\$18.56	\$17,224	\$20,093	\$25,222	\$34,013	\$38,606
43-5111	Weighers, Measurers, Checkers, and Samplers, Recordkeeping			\$14.18	\$29,489	2.66	\$9.82	\$10.83	\$15.00	\$17.24	\$18.58	\$20,435	\$22,520	\$31,205	\$35,855	\$38,653
43-6011	Executive Secretaries and Executive Administrative Assistants	480	9.62	\$22.72	\$47,264	2.61	\$14.95	\$17.72	\$21.23	\$26.92	\$33.63	\$31,093	\$36,848	\$44,166	\$55,984	\$69,943
43-6012	Legal Secretaries			\$18.84	\$39,192	8.39	\$10.33	\$12.27	\$16.98	\$24.93	\$31.03	\$21,488	\$25,526	\$35,314	\$51,845	\$64,535
43-6013	Medical Secretaries	310	26.78	\$15.56	\$32,367	4.33	\$10.54	\$12.37	\$15.33	\$18.01	\$21.65	\$21,920	\$25,720	\$31,897	\$37,452	\$45,035
43-6014	Secretaries and Administrative Assistants, Except Legal, Medical, and Executive	2,150	5.36	\$14.98	\$31,154	1.24	\$9.32	\$12.09	\$14.53	\$17.66	\$21.38	\$19,382	\$25,140	\$30,214	\$36,724	\$44,477
43-9011	Computer Operators	10	40.37	\$23.59	\$49,063	13.76	\$12.67	\$14.42	\$25.58	\$31.27	\$35.11	\$26,349	\$29,993	\$53,208	\$65,037	\$73,031
43-9021	Data Entry Keyers	60	35.05	\$13.38	\$27,828	4.88	\$8.59	\$9.84	\$11.94	\$16.68	\$19.45	\$17,867	\$20,458	\$24,827	\$34,699	\$40,465
43-9051	Mail Clerks and Mail Machine Operators, Except Postal Service	10	7.72	\$15.96	\$33,190	3.39	\$11.75	\$13.55	\$15.85	\$17.57	\$18.63	\$24,448	\$28,183	\$32,960	\$36,544	\$38,757
43-9061	Office Clerks, General	710	12.16	\$13.60	\$28,283	3.07	\$8.35	\$9.78	\$12.44	\$15.82	\$20.14	\$17,363	\$20,346	\$25,875	\$32,915	\$41,883
43-9799	Office and Administrative Support Workers, All Other*	90	33.95	\$13.79	\$28,678	7.01	\$8.07	\$8.94	\$13.39	\$17.66	\$21.64	\$16,791	\$18,588	\$27,846	\$36,735	\$45,014
45-0000	Farming, Fishing, and Forestry Occupations	350	17.88	\$13.00	\$27,050	10.38	\$7.81	\$8.44	\$10.19	\$15.92	\$23.64	\$16,240	\$17,552	\$21,199	\$33,107	\$49,172
45-1011	First-Line Supervisors of Farming, Fishing, and Forestry Workers	20	31.98	\$21.12	\$43,934	8.57	\$15.07	\$16.09	\$17.80	\$25.90	\$33.40	\$31,346	\$33,476	\$37,025	\$53,867	\$69,477
45-2092	Farmworkers and Laborers, Crop, Nursery, and Greenhouse	140	35.57	\$9.07	\$18,876	6.58	\$7.61	\$7.96	\$8.56	\$9.16	\$11.30	\$15,824	\$16,567	\$17,806	\$19,045	\$23,496
45-2093	Farmworkers, Farm, Ranch, and Aquacultural Animals	100	38.54	\$11.13	\$23,156	4.25	\$8.06	\$8.96	\$10.82	\$13.22	\$14.68	\$16,774	\$18,646	\$22,511	\$27,506	\$30,530
47-0000	Construction and Extraction Occupations	7,090	6.02	\$20.78	\$43,217	3.40	\$12.03	\$14.45	\$18.04	\$25.01	\$33.91	\$25,015	\$30,053	\$37,516	\$52,031	\$70,538
47-1011	First-Line Supervisors of Construction Trades and Extraction Workers	710	8.43	\$33.06	\$68,759	3.83	\$18.60	\$25.15	\$31.50	\$39.13	\$51.33	\$38,697	\$52,304	\$65,523	\$81,397	\$106,758
47-2021	Brickmasons and Blockmasons	80	36.26	\$19.61	\$40,798	4.36	\$12.84	\$14.98	\$19.78	\$23.73	\$27.26	\$26,705	\$31,156	\$41,149	\$49,362	\$56,695
47-2031	Carpenters	360	18.77	\$16.95	\$35,252	5.17	\$9.91	\$12.81	\$16.05	\$20.53	\$25.81	\$20,605	\$26,650	\$33,382	\$42,712	\$53,694
47-2042	Floor Layers, Except Carpet, Wood, and Hard Tiles			\$15.60	\$32,442	3.94	\$10.27	\$12.77	\$15.49	\$18.81	\$21.46	\$21,362	\$26,563	\$32,224	\$39,121	\$44,638
47-2051	Cement Masons and Concrete Finishers	180	25.51	\$15.99	\$33,259	10.58	\$9.87	\$12.17	\$14.88	\$19.23	\$23.20	\$20,528	\$25,312	\$30,941	\$39,991	\$48,262
47-2061	Construction Laborers	1,170	16.95	\$14.80	\$30,791	3.33	\$10.44	\$12.28	\$13.92	\$16.77	\$20.26	\$21,720	\$25,540	\$28,959	\$34,883	\$42,140
47-2071	Paving, Surfacing, and Tamping Equipment Operators	160	33.38	\$18.32	\$38,105	7.51	\$10.73	\$14.48	\$19.16	\$21.97	\$25.27	\$22,319	\$30,127	\$39,858	\$45,703	\$52,553



Occupational Code	Occupational Title	Employment Estimate	Employment Percentage Relative Standard Error	Average Hourly Wage	Average Annual Wage	Wage Percentage Relative Standard Error	10th Percentile (Hourly)	25th Percentile (Hourly)	50th Percentile (Hourly)	75th Percentile (Hourly)	90th Percentile (Hourly)	10th Percentile (Annual)	25th Percentile (Annual)	50th Percentile (Annual)	75th Percentile (Annual)	90th Percentile (Annual)
47-2073	Operating Engineers and Other Construction Equipment Operators	460	30.71	\$18.83	\$39,168	2.44	\$14.77	\$15.81	\$17.53	\$20.55	\$24.13	\$30,729	\$32,890	\$36,466	\$42,750	\$50,194
47-2081	Drywall and Ceiling Tile Installers			\$18.26	\$37,975	2.46	\$13.25	\$15.62	\$17.96	\$20.95	\$22.88	\$27,558	\$32,486	\$37,358	\$43,586	\$47,585
47-2111	Electricians	560	30.21													
47-2141	Painters, Construction and Maintenance	170	10.77	\$18.39	\$38,253	6.73	\$10.65	\$13.45	\$18.29	\$22.23	\$26.48	\$22,157	\$27,973	\$38,037	\$46,239	\$55,083
47-2151	Pipelayers	80	14.26	\$17.15	\$35,668	3.11	\$12.87	\$14.85	\$16.71	\$18.75	\$22.62	\$26,761	\$30,896	\$34,752	\$38,999	\$47,060
47-2152	Plumbers, Pipefitters, and Steamfitters	570	5.87	\$26.50	\$55,115	7.97	\$14.83	\$20.10	\$27.24	\$32.90	\$36.78	\$30,845	\$41,810	\$56,662	\$68,428	\$76,503
47-2181	Roofers	230	15.24	\$16.95	\$35,259	3.52	\$11.14	\$14.87	\$17.10	\$19.85	\$22.07	\$23,165	\$30,924	\$35,578	\$41,283	\$45,906
47-2211	Sheet Metal Workers	30	15.72	\$19.26	\$40,055	3.69	\$14.81	\$16.01	\$18.04	\$22.79	\$26.50	\$30,806	\$33,304	\$37,526	\$47,408	\$55,129
47-2221	Structural Iron and Steel Workers	90	32.81	\$21.47	\$44,660	5.96	\$14.72	\$17.59	\$21.23	\$25.39	\$28.69	\$30,608	\$36,587	\$44,160	\$52,819	\$59,665
47-3011	Helpers--Brickmasons, Blockmasons, Stonemasons, and Tile and Marble Setters			\$13.75	\$28,609	6.15	\$11.46	\$12.46	\$13.64	\$14.83	\$17.11	\$23,837	\$25,908	\$28,375	\$30,843	\$35,585
47-3015	Helpers--Pipelayers, Plumbers, Pipefitters, and Steamfitters			\$10.30	\$21,418	21.75	\$7.63	\$8.05	\$8.73	\$12.38	\$16.75	\$15,881	\$16,738	\$18,167	\$25,759	\$34,832
47-4011	Construction and Building Inspectors	130	49.76	\$28.71	\$59,714	1.76	\$20.30	\$23.30	\$28.53	\$33.84	\$38.37	\$42,234	\$48,455	\$59,334	\$70,394	\$79,816
47-4031	Fence Erectors	100	21.29	\$15.82	\$32,909	5.62	\$12.19	\$13.40	\$15.55	\$17.94	\$20.84	\$25,345	\$27,877	\$32,336	\$37,307	\$43,341
47-4051	Highway Maintenance Workers	110	5.66													
47-4071	Septic Tank Servicers and Sewer Pipe Cleaners	50	22.68	\$14.87	\$30,939	9.38	\$10.24	\$12.11	\$14.51	\$17.17	\$18.65	\$21,296	\$25,184	\$30,172	\$35,709	\$38,799
47-5012	Rotary Drill Operators, Oil and Gas			\$25.82	\$53,696	13.91	\$14.72	\$19.86	\$24.31	\$32.66	\$39.56	\$30,614	\$41,309	\$50,558	\$67,923	\$82,275
47-5013	Service Unit Operators, Oil, Gas, and Mining	680	20.98	\$17.41	\$36,209	3.92	\$12.38	\$14.41	\$16.43	\$18.62	\$25.31	\$25,741	\$29,967	\$34,175	\$38,737	\$52,652
47-5071	Roustabouts, Oil and Gas	370	30.40	\$16.81	\$34,968	5.28	\$12.18	\$13.81	\$16.18	\$18.44	\$23.83	\$25,331	\$28,733	\$33,654	\$38,363	\$49,559
47-5081	Helpers--Extraction Workers	10	38.11	\$16.30	\$33,900	12.05	\$11.00	\$12.64	\$14.75	\$17.88	\$26.01	\$22,871	\$26,282	\$30,675	\$37,200	\$54,096
49-0000	Installation, Maintenance, and Repair Occupations	2,910	6.84	\$20.53	\$42,703	2.09	\$10.61	\$14.45	\$19.29	\$25.66	\$33.17	\$22,065	\$30,063	\$40,118	\$53,365	\$68,995
49-1011	First-Line Supervisors of Mechanics, Installers, and Repairers	190	12.53	\$31.70	\$65,930	3.08	\$21.05	\$25.40	\$32.22	\$38.04	\$43.52	\$43,788	\$52,842	\$67,009	\$79,116	\$90,530
49-2011	Computer, Automated Teller, and Office Machine Repairers			\$15.60	\$32,440	11.79	\$8.36	\$9.87	\$14.31	\$18.44	\$27.29	\$17,396	\$20,522	\$29,770	\$38,350	\$56,770
49-2022	Telecommunications Equipment Installers and Repairers, Except Line Installers	70	18.53	\$27.54	\$57,280	8.32	\$17.73	\$21.53	\$30.23	\$33.36	\$35.25	\$36,868	\$44,791	\$62,871	\$69,395	\$73,310
49-2094	Electrical and Electronics Repairers, Commercial and Industrial Equipment	40	18.33	\$27.42	\$57,026	5.13	\$17.04	\$23.64	\$28.44	\$32.21	\$34.15	\$35,445	\$49,177	\$59,154	\$67,007	\$71,029
49-3021	Automotive Body and Related Repairers	70	31.78	\$16.74	\$34,822	22.66	\$8.01	\$8.85	\$15.36	\$21.18	\$28.86	\$16,657	\$18,413	\$31,945	\$44,046	\$60,036
49-3023	Automotive Service Technicians and Mechanics	440	17.63	\$19.99	\$41,585	5.72	\$10.85	\$13.48	\$18.77	\$24.01	\$33.30	\$22,574	\$28,041	\$39,051	\$49,949	\$69,259
49-3031	Bus and Truck Mechanics and Diesel Engine Specialists	240	20.60	\$19.78	\$41,153	3.32	\$13.14	\$15.99	\$19.03	\$22.68	\$27.40	\$27,338	\$33,258	\$39,590	\$47,180	\$57,001
49-3041	Farm Equipment Mechanics and Service Technicians	70	21.41	\$19.66	\$40,885	3.06	\$15.01	\$16.70	\$19.32	\$21.99	\$25.79	\$31,218	\$34,737	\$40,181	\$45,743	\$53,637
49-3042	Mobile Heavy Equipment Mechanics, Except Engines	120	19.44	\$21.00	\$43,690	4.76	\$14.90	\$16.54	\$19.40	\$25.27	\$31.16	\$30,999	\$34,406	\$40,357	\$52,569	\$64,817
49-3093	Tire Repairers and Changers			\$20.09	\$41,781	6.06	\$12.96	\$16.47	\$20.49	\$24.42	\$27.33	\$26,955	\$34,254	\$42,612	\$50,788	\$56,853
49-9021	Heating, Air Conditioning, and Refrigeration Mechanics and Installers	70	29.08	\$20.72	\$43,098	6.09	\$14.21	\$16.63	\$20.83	\$25.42	\$27.67	\$29,561	\$34,599	\$43,317	\$52,870	\$57,558
49-9041	Industrial Machinery Mechanics	270	16.67	\$20.78	\$43,225	4.35	\$13.07	\$15.68	\$19.23	\$25.87	\$30.76	\$27,191	\$32,614	\$39,992	\$53,818	\$63,981
49-9043	Maintenance Workers, Machinery	30	45.24	\$17.31	\$35,998	14.87	\$8.12	\$9.27	\$18.65	\$22.26	\$26.55	\$16,897	\$19,279	\$38,800	\$46,309	\$55,215
49-9051	Electrical Power-Line Installers and Repairers	40	20.09	\$31.42	\$65,354	7.65	\$15.17	\$23.43	\$34.44	\$40.00	\$43.79	\$31,558	\$48,734	\$71,637	\$83,190	\$91,077
49-9052	Telecommunications Line Installers and Repairers	10	4.94	\$20.41	\$42,447	3.27	\$13.64	\$15.48	\$17.70	\$25.95	\$28.40	\$28,368	\$32,193	\$36,826	\$53,968	\$59,078
49-9062	Medical Equipment Repairers			\$18.30	\$38,060	16.14	\$12.53	\$13.50	\$15.10	\$18.17	\$32.86	\$26,063	\$28,074	\$31,412	\$37,796	\$68,354
49-9071	Maintenance and Repair Workers, General	660	16.11	\$18.41	\$38,292	5.40	\$9.43	\$12.48	\$17.32	\$22.56	\$28.99	\$19,619	\$25,964	\$36,022	\$46,928	\$60,302
49-9098	Helpers--Installation, Maintenance, and Repair Workers	50	24.16	\$16.90	\$35,145	6.42	\$9.26	\$11.01	\$15.38	\$20.95	\$26.41	\$19,262	\$22,908	\$31,984	\$43,585	\$54,932
49-9799	Installation, Maintenance, and Repair Workers, All Other*	90	38.51	\$15.29	\$31,802	7.81	\$8.97	\$10.79	\$13.80	\$19.85	\$24.10	\$18,668	\$22,439	\$28,703	\$41,294	\$50,124
51-0000	Production Occupations	7,460	28.89	\$14.99	\$31,184	5.09	\$8.84	\$10.39	\$13.32	\$17.44	\$23.28	\$18,380	\$21,620	\$27,710	\$36,269	\$48,423
51-1011	First-Line Supervisors of Production and Operating Workers	400	22.46	\$30.04	\$62,484	4.32	\$16.21	\$23.66	\$28.73	\$37.28	\$44.84	\$33,717	\$49,203	\$59,768	\$77,538	\$93,273

Occupational Code	Occupational Title	Employment Estimate	Employment Percentage Relative Standard Error	Average Hourly Wage	Average Annual Wage	Wage Percentage Relative Standard Error	10th Percentile (Hourly)	25th Percentile (Hourly)	50th Percentile (Hourly)	75th Percentile (Hourly)	90th Percentile (Hourly)	10th Percentile (Annual)	25th Percentile (Annual)	50th Percentile (Annual)	75th Percentile (Annual)	90th Percentile (Annual)
51-2022	Electrical and Electronic Equipment Assemblers			\$14.91	\$31,009	7.69	\$12.10	\$12.75	\$13.83	\$14.91	\$20.87	\$25,171	\$26,516	\$28,757	\$31,017	\$43,401
51-2041	Structural Metal Fabricators and Fitters	60	22.19	\$22.43	\$46,660	5.92	\$14.94	\$18.26	\$21.71	\$26.33	\$31.92	\$31,085	\$37,984	\$45,147	\$54,759	\$66,399
51-2092	Team Assemblers	260	8.71	\$17.09	\$35,548	5.37	\$10.44	\$12.46	\$15.79	\$19.96	\$29.39	\$21,716	\$25,913	\$32,836	\$41,515	\$61,139
51-2099	Assemblers and Fabricators, All Other			\$14.37	\$29,887	5.26	\$9.39	\$10.26	\$11.60	\$14.82	\$18.72	\$19,524	\$21,345	\$24,132	\$30,819	\$38,934
51-3011	Bakers	180	32.64	\$11.43	\$23,777	5.46	\$7.87	\$8.56	\$10.28	\$13.77	\$16.91	\$16,366	\$17,796	\$21,372	\$28,650	\$35,179
51-3021	Butchers and Meat Cutters			\$11.64	\$24,220	7.51	\$8.04	\$9.01	\$10.42	\$12.10	\$19.76	\$16,729	\$18,734	\$21,666	\$25,164	\$41,100
51-3092	Food Batchmakers	110	6.09	\$10.05	\$20,907	11.73	\$7.67	\$8.10	\$8.82	\$11.04	\$16.31	\$15,960	\$16,853	\$18,342	\$22,955	\$33,927
51-4011	Computer-Controlled Machine Tool Operators, Metal and Plastic	70	14.53	\$15.22	\$31,661	2.56	\$12.24	\$13.24	\$14.84	\$17.03	\$18.49	\$25,468	\$27,535	\$30,863	\$35,425	\$38,457
51-4031	Cutting, Punching, and Press Machine Setters, Operators, and Tenders, Metal and Plastic	120	49.17	\$14.68	\$30,531	3.22	\$11.34	\$12.47	\$14.00	\$16.57	\$18.88	\$23,584	\$25,932	\$29,122	\$34,459	\$39,266
51-4033	Grinding, Lapping, Polishing, and Buffing Machine Tool Setters, Operators, and Tenders, Metal and Plastic	50	28.46	\$14.93	\$31,047	5.74	\$10.87	\$12.27	\$14.03	\$17.03	\$20.83	\$22,614	\$25,529	\$29,175	\$35,413	\$43,319
51-4035	Milling and Planing Machine Setters, Operators, and Tenders, Metal and Plastic	20	24.78	\$19.92	\$41,430	3.36	\$12.62	\$19.02	\$20.65	\$22.27	\$24.93	\$26,259	\$39,567	\$42,948	\$46,329	\$51,859
51-4041	Machinists	200	22.27	\$17.85	\$37,122	6.00	\$11.97	\$13.10	\$15.61	\$21.64	\$27.96	\$24,901	\$27,254	\$32,459	\$45,021	\$58,154
51-4072	Molding, Coremaking, and Casting Machine Setters, Operators, and Tenders, Metal and Plastic	120	22.16	\$12.22	\$25,425	4.79	\$9.37	\$10.02	\$11.09	\$14.12	\$17.43	\$19,499	\$20,839	\$23,073	\$29,376	\$36,249
51-4081	Multiple Machine Tool Setters, Operators, and Tenders, Metal and Plastic			\$16.36	\$34,028	8.47	\$10.86	\$12.63	\$14.88	\$19.87	\$23.81	\$22,579	\$26,267	\$30,940	\$41,332	\$49,516
51-4111	Tool and Die Makers	30	36.22	\$27.95	\$58,130	3.80	\$23.36	\$25.20	\$28.27	\$32.16	\$34.72	\$48,580	\$52,414	\$58,804	\$66,888	\$72,212
51-4121	Welders, Cutters, Solderers, and Brazers	390	19.75	\$18.17	\$37,798	2.65	\$13.33	\$15.28	\$17.18	\$20.00	\$24.37	\$27,720	\$31,779	\$35,732	\$41,602	\$50,696
51-4122	Welding, Soldering, and Brazing Machine Setters, Operators, and Tenders			\$17.18	\$35,735	4.32	\$14.97	\$15.74	\$17.02	\$18.30	\$20.88	\$31,146	\$32,743	\$35,406	\$38,069	\$43,432
51-5111	Prepress Technicians and Workers			\$16.23	\$33,762	4.02	\$11.30	\$14.12	\$16.27	\$18.06	\$21.29	\$23,497	\$29,367	\$33,851	\$37,556	\$44,275
51-5112	Printing Press Operators	20	30.52	\$18.11	\$37,665	7.42	\$9.78	\$11.60	\$19.15	\$22.48	\$27.07	\$20,348	\$24,130	\$39,824	\$46,767	\$56,301
51-5113	Print Binding and Finishing Workers	20	35.76	\$9.85	\$20,485	4.72	\$7.75	\$8.30	\$9.21	\$11.63	\$13.54	\$16,120	\$17,256	\$19,149	\$24,185	\$28,157
51-6011	Laundry and Dry-Cleaning Workers	100	16.35	\$9.22	\$19,181	3.40	\$7.74	\$8.19	\$8.93	\$9.91	\$11.32	\$16,109	\$17,037	\$18,583	\$20,604	\$23,554
51-6031	Sewing Machine Operators	20	31.33	\$13.71	\$28,526	7.03	\$9.80	\$11.37	\$13.28	\$15.09	\$19.54	\$20,391	\$23,639	\$27,626	\$31,377	\$40,636
51-6093	Upholsterers			\$13.62	\$28,321	3.56	\$8.28	\$10.00	\$12.75	\$18.31	\$20.97	\$17,225	\$20,793	\$26,522	\$38,083	\$43,619
51-7011	Cabinetmakers and Bench Carpenters	160	25.04	\$16.47	\$34,256	7.09	\$11.81	\$13.33	\$15.87	\$18.46	\$22.70	\$24,562	\$27,726	\$33,006	\$38,397	\$47,209
51-7021	Furniture Finishers	20	27.36													
51-7042	Woodworking Machine Setters, Operators, and Tenders, Except Sawing	40	33.73	\$14.43	\$30,019	5.09	\$10.53	\$11.87	\$13.87	\$16.83	\$19.71	\$21,893	\$24,683	\$28,851	\$35,002	\$41,004
51-8021	Stationary Engineers and Boiler Operators			\$22.99	\$47,822	3.11	\$15.33	\$18.54	\$21.92	\$26.31	\$29.90	\$31,878	\$38,554	\$45,598	\$54,718	\$62,190
51-8031	Water and Wastewater Treatment Plant and System Operators	90	12.47	\$26.43	\$54,978	9.38	\$15.52	\$19.38	\$23.82	\$28.12	\$35.72	\$32,281	\$40,305	\$49,538	\$58,490	\$74,294
51-9012	Separating, Filtering, Clarifying, Precipitating, and Still Machine Setters, Operators, and Tenders	10	39.59	\$14.04	\$29,204	11.95	\$9.91	\$10.86	\$13.25	\$17.04	\$19.81	\$20,604	\$22,579	\$27,562	\$35,443	\$41,214
51-9021	Crushing, Grinding, and Polishing Machine Setters, Operators, and Tenders	20	35.29	\$15.88	\$33,030	5.35	\$10.27	\$13.02	\$16.08	\$18.39	\$21.61	\$21,354	\$27,073	\$33,441	\$38,254	\$44,957
51-9023	Mixing and Blending Machine Setters, Operators, and Tenders			\$15.43	\$32,101	5.68	\$10.00	\$12.19	\$14.91	\$18.54	\$21.88	\$20,792	\$25,358	\$31,004	\$38,556	\$45,501
51-9061	Inspectors, Testers, Sorters, Samplers, and Weighers	320	31.43	\$18.52	\$38,530	4.25	\$10.58	\$13.54	\$17.18	\$21.43	\$28.14	\$22,015	\$28,154	\$35,742	\$44,565	\$58,541
51-9111	Packaging and Filling Machine Operators and Tenders	380	45.80	\$10.05	\$20,902	9.90	\$7.70	\$8.15	\$8.90	\$11.01	\$16.07	\$16,017	\$16,952	\$18,511	\$22,907	\$33,430
51-9121	Coating, Painting, and Spraying Machine Setters, Operators, and Tenders	70	28.40	\$15.42	\$32,064	4.26	\$11.69	\$13.08	\$15.41	\$17.76	\$20.39	\$24,311	\$27,211	\$32,060	\$36,944	\$42,418
51-9122	Painters, Transportation Equipment			\$15.50	\$32,239	17.26	\$10.09	\$10.82	\$12.18	\$17.40	\$26.24	\$20,988	\$22,508	\$25,341	\$36,187	\$54,570
51-9123	Painting, Coating, and Decorating Workers	20	43.33	\$14.39	\$29,940	7.59	\$10.56	\$12.02	\$14.21	\$16.76	\$18.33	\$21,965	\$25,008	\$29,549	\$34,871	\$38,117
51-9198	Helpers--Production Workers	80	17.38	\$14.22	\$29,567	4.06	\$9.54	\$12.06	\$13.71	\$16.33	\$18.74	\$19,839	\$25,092	\$28,519	\$33,967	\$38,978
51-9399	Production Workers, All Other*			\$16.77	\$34,888	2.43	\$11.57	\$13.83	\$16.50	\$18.93	\$21.97	\$24,067	\$28,773	\$34,312	\$39,384	\$45,701
53-0000	Transportation and Material Moving Occupations	6,250	9.02	\$16.36	\$34,025	3.66	\$8.70	\$11.05	\$15.31	\$19.54	\$24.18	\$18,102	\$22,988	\$31,855	\$40,650	\$50,300

Occupational Code	Occupational Title	Employment Estimate	Employment Percentage Relative Standard Error	Average Hourly Wage	Average Annual Wage	Wage Percentage Relative Standard Error	10th Percentile (Hourly)	25th Percentile (Hourly)	50th Percentile (Hourly)	75th Percentile (Hourly)	90th Percentile (Hourly)	10th Percentile (Annual)	25th Percentile (Annual)	50th Percentile (Annual)	75th Percentile (Annual)	90th Percentile (Annual)
53-1021	First-Line Supervisors of Helpers, Laborers, and Material Movers, Hand	60	18.69	\$20.37	\$42,380	6.45	\$10.73	\$14.92	\$19.87	\$25.73	\$32.32	\$22,309	\$31,025	\$41,337	\$53,510	\$67,220
53-1031	First-Line Supervisors of Transportation and Material-Moving Machine and Vehicle Operators	190	17.97	\$28.46	\$59,203	7.89	\$13.07	\$18.88	\$23.67	\$37.27	\$46.63	\$27,182	\$39,263	\$49,224	\$77,514	\$96,999
53-2012	Commercial Pilots				\$128,949	25.71						\$47,178	\$59,457	\$82,787		
53-3022	Bus Drivers, School or Special Client	240	3.10	\$14.23	\$29,600	3.62	\$10.34	\$11.71	\$13.43	\$15.77	\$20.08	\$21,513	\$24,363	\$27,930	\$32,792	\$41,757
53-3031	Driver/Sales Workers	170	31.33	\$12.71	\$26,444	14.76	\$7.67	\$8.14	\$8.90	\$16.41	\$25.05	\$15,962	\$16,922	\$18,521	\$34,139	\$52,097
53-3032	Heavy and Tractor-Trailer Truck Drivers	2,180	17.33	\$18.93	\$39,368	5.85	\$12.87	\$15.17	\$17.36	\$20.74	\$26.60	\$26,769	\$31,547	\$36,100	\$43,132	\$55,338
53-3033	Light Truck or Delivery Services Drivers	580	19.12	\$13.13	\$27,320	6.97	\$8.01	\$8.91	\$12.14	\$16.52	\$20.01	\$16,653	\$18,534	\$25,242	\$34,362	\$41,621
53-3099	Motor Vehicle Operators, All Other	20	42.22	\$11.53	\$23,978	11.92	\$7.95	\$8.77	\$10.29	\$11.66	\$20.53	\$16,543	\$18,231	\$21,413	\$24,244	\$42,698
53-6031	Automotive and Watercraft Service Attendants			\$10.24	\$21,299	4.40	\$7.98	\$8.74	\$9.90	\$11.18	\$13.44	\$16,588	\$18,186	\$20,589	\$23,250	\$27,950
53-7032	Excavating and Loading Machine and Dragline Operators	60	19.61	\$19.57	\$40,707	6.27	\$11.96	\$16.83	\$20.33	\$22.86	\$26.38	\$24,881	\$35,004	\$42,296	\$47,543	\$54,874
53-7051	Industrial Truck and Tractor Operators	350	18.41	\$16.07	\$33,419	5.99	\$9.77	\$12.49	\$15.19	\$20.09	\$23.04	\$20,317	\$25,969	\$31,597	\$41,793	\$47,928
53-7061	Cleaners of Vehicles and Equipment	270	40.43	\$15.21	\$31,637	13.59	\$8.28	\$9.82	\$15.36	\$20.60	\$22.20	\$17,232	\$20,419	\$31,943	\$42,845	\$46,171
53-7062	Laborers and Freight, Stock, and Material Movers, Hand	970	14.41	\$12.48	\$25,961	2.76	\$8.20	\$9.38	\$11.26	\$15.10	\$18.38	\$17,051	\$19,509	\$23,411	\$31,408	\$38,240
53-7064	Packers and Packagers, Hand	430	32.29	\$11.84	\$24,625	12.34	\$7.85	\$8.45	\$9.45	\$13.32	\$21.65	\$16,324	\$17,566	\$19,665	\$27,711	\$45,024
53-7073	Wellhead Pumpers	160	28.53	\$23.70	\$49,293	3.95	\$19.07	\$20.66	\$23.45	\$26.76	\$28.74	\$39,669	\$42,975	\$48,779	\$55,658	\$59,786
53-7081	Refuse and Recyclable Material Collectors	50	37.09	\$16.29	\$33,875	4.31	\$12.41	\$14.17	\$16.42	\$18.27	\$20.72	\$25,811	\$29,481	\$34,151	\$37,993	\$43,098

Occupational Code	Occupational Title	Employment Estimate	Employment Percentage Relative Standard Error	Average Hourly Wage	Average Annual Wage	Wage Percentage Relative Standard Error	10th Percentile (Hourly)	25th Percentile (Hourly)	50th Percentile (Hourly)	75th Percentile (Hourly)	90th Percentile (Hourly)	10th Percentile (Annual)	25th Percentile (Annual)	50th Percentile (Annual)	75th Percentile (Annual)	90th Percentile (Annual)
00-0000	All Occupations	54,830	2.30	\$18.35	\$38,158	2.51	\$8.23	\$9.54	\$14.95	\$22.55	\$33.10	\$17,128	\$19,849	\$31,086	\$46,912	\$68,857
11-0000	Management Occupations	1,570	5.00	\$40.23	\$83,671	2.71	\$18.99	\$27.31	\$37.87	\$49.72	\$63.10	\$39,507	\$56,812	\$78,779	\$103,408	\$131,243
11-1021	General and Operations Managers	680	6.08	\$38.63	\$80,344	3.20	\$18.05	\$25.11	\$33.90	\$46.55	\$63.46	\$37,539	\$52,228	\$70,502	\$96,815	\$131,988
11-2022	Sales Managers	40	21.30	\$49.66	\$103,294	18.73	\$24.27	\$28.20	\$36.57	\$64.50	\$50.474	\$58,648	\$76,062	\$134,161		
11-3011	Administrative Services Managers	40	8.39	\$35.97	\$74,818	6.90	\$11.65	\$27.69	\$37.50	\$45.89	\$55.10	\$24,230	\$57,603	\$78,005	\$95,443	\$114,602
11-3021	Computer and Information Systems Managers			\$60.58	\$125,996	6.45	\$40.10	\$47.80	\$57.84	\$70.05	\$85.01	\$83,404	\$99,423	\$120,308	\$145,702	\$176,816
11-3031	Financial Managers	30	13.46	\$38.94	\$80,995	9.50	\$22.61	\$25.69	\$40.40	\$51.45	\$56.54	\$47,038	\$53,442	\$84,039	\$107,024	\$117,612
11-3051	Industrial Production Managers	20	22.76	\$48.88	\$101,669	4.78	\$30.55	\$36.40	\$50.97	\$57.13	\$67.93	\$63,542	\$75,719	\$106,022	\$118,827	\$141,304
11-3061	Purchasing Managers	20	32.25	\$54.67	\$113,705	5.47	\$38.19	\$43.67	\$57.05	\$66.77	\$72.30	\$79,429	\$90,834	\$118,656	\$138,873	\$150,374
11-3071	Transportation, Storage, and Distribution Managers	20	16.42	\$43.58	\$90,639	3.77	\$28.02	\$35.77	\$48.04	\$50.65	\$54.77	\$58,289	\$74,402	\$99,917	\$105,350	\$113,918
11-3121	Human Resources Managers	20	30.84	\$53.71	\$111,722	10.22	\$29.58	\$39.84	\$50.70	\$59.59	\$70.91	\$61,522	\$82,867	\$105,463	\$123,942	\$147,489
11-9021	Construction Managers	40	19.94	\$39.25	\$81,631	5.26	\$30.25	\$33.19	\$37.85	\$43.81	\$53.43	\$62,912	\$69,034	\$78,734	\$91,131	\$111,138
11-9041	Architectural and Engineering Managers	20	36.76	\$62.47	\$129,937	5.69	\$48.52	\$53.30	\$58.89	\$74.55	\$85.98	\$100,920	\$110,866	\$122,484	\$155,074	\$178,843
11-9051	Food Service Managers	20	43.64	\$24.85	\$51,678	5.06	\$15.97	\$17.47	\$21.26	\$30.03	\$42.18	\$33,220	\$36,340	\$44,224	\$62,468	\$87,725
11-9111	Medical and Health Services Managers	120	13.87	\$40.86	\$84,991	6.93	\$17.85	\$30.93	\$40.36	\$49.97	\$61.82	\$37,124	\$46,330	\$83,954	\$103,934	\$128,585
11-9141	Property, Real Estate, and Community Association Managers			\$20.16	\$41,925	15.21	\$12.59	\$13.58	\$19.29	\$22.23	\$40.79	\$26,188	\$28,256	\$40,120	\$46,249	\$84,847
11-9151	Social and Community Service Managers	40	12.30	\$27.22	\$56,623	4.20	\$13.84	\$20.83	\$25.52	\$30.75	\$44.77	\$28,796	\$43,331	\$53,091	\$63,959	\$93,118
11-9199	Managers, All Other	110	5.67	\$46.12	\$95,920	3.30	\$28.25	\$39.06	\$48.27	\$54.00	\$57.82	\$58,753	\$81,253	\$100,395	\$112,326	\$120,270
13-0000	Business and Financial Operations Occupations	1,830	10.40	\$28.41	\$59,090	2.61	\$15.62	\$20.00	\$25.75	\$33.68	\$44.16	\$32,494	\$41,592	\$53,563	\$70,044	\$91,861
13-1022	Wholesale and Retail Buyers, Except Farm Products	20	39.12	\$33.49	\$69,657	13.90	\$13.49	\$16.97	\$32.99	\$49.43	\$55.72	\$28,062	\$35,290	\$68,613	\$102,805	\$115,905
13-1023	Purchasing Agents, Except Wholesale, Retail, and Farm Products	90	22.74	\$27.18	\$56,530	3.52	\$18.07	\$21.66	\$26.54	\$32.49	\$36.53	\$37,581	\$45,043	\$55,199	\$67,577	\$75,986
13-1031	Claims Adjusters, Examiners, and Investigators	40	23.61	\$31.87	\$66,285	3.65	\$22.82	\$28.51	\$32.20	\$35.79	\$41.87	\$47,466	\$59,306	\$66,972	\$74,437	\$87,087
13-1041	Compliance Officers	50	17.37	\$27.34	\$56,863	5.25	\$12.10	\$16.28	\$25.47	\$36.42	\$46.63	\$25,168	\$33,853	\$52,982	\$75,762	\$96,994
13-1051	Cost Estimators	130	13.57	\$29.47	\$61,294	3.81	\$19.17	\$22.67	\$27.78	\$34.61	\$46.67	\$39,881	\$47,151	\$57,779	\$71,985	\$97,068
13-1078	Human Resources, Training, and Labor Relations Specialists, All Other*			\$27.09	\$56,352	2.35	\$16.73	\$20.50	\$25.17	\$32.90	\$41.04	\$34,797	\$42,641	\$52,358	\$68,440	\$85,368
13-1081	Logisticians	20	22.44	\$28.34	\$58,945	9.97	\$17.10	\$20.15	\$27.96	\$35.81	\$42.41	\$35,572	\$41,903	\$58,160	\$74,488	\$88,213
13-1111	Management Analysts	30	14.75	\$30.61	\$63,676	5.18	\$21.34	\$24.72	\$29.43	\$34.40	\$41.96	\$44,393	\$51,423	\$61,225	\$71,560	\$87,282
13-1141	Compensation, Benefits, and Job Analysis Specialists	20	5.58	\$27.99	\$58,211	3.17	\$19.53	\$22.30	\$27.66	\$33.28	\$38.11	\$40,622	\$46,376	\$57,526	\$69,223	\$79,260
13-1151	Training and Development Specialists	70	6.97	\$17.77	\$36,967	4.99	\$10.72	\$12.36	\$14.34	\$23.51	\$28.62	\$22,291	\$25,704	\$29,828	\$48,900	\$59,519
13-1161	Market Research Analysts and Marketing Specialists*	20	35.41	\$22.06	\$45,875	10.09	\$13.54	\$15.77	\$18.56	\$25.78	\$37.22	\$28,155	\$32,799	\$38,609	\$53,621	\$77,427
13-1199	Business Operations Specialists, All Other*	500	8.58	\$29.58	\$61,523	2.99	\$16.47	\$20.96	\$27.38	\$35.16	\$46.09	\$34,267	\$43,599	\$56,953	\$73,141	\$95,870
13-2011	Accountants and Auditors	350	6.26	\$31.33	\$65,167	7.70	\$17.85	\$20.89	\$25.96	\$33.35	\$47.17	\$37,120	\$43,443	\$54,003	\$69,371	\$98,118
13-2031	Budget Analysts	20	11.76	\$31.43	\$65,378	7.47	\$23.47	\$26.47	\$29.03	\$36.38	\$43.87	\$48,824	\$55,057	\$60,376	\$75,671	\$91,243
13-2052	Personal Financial Advisors			\$27.80	\$57,822	20.15	\$15.14	\$16.68	\$21.78	\$40.07	\$45.21	\$31,482	\$34,693	\$45,312	\$83,353	\$94,029
13-2072	Loan Officers	100	37.70	\$22.85	\$47,523	11.95	\$15.64	\$17.24	\$19.90	\$25.30	\$36.64	\$32,521	\$35,863	\$41,382	\$52,623	\$76,214
13-2099	Financial Specialists, All Other	30	27.99	\$24.09	\$50,110	5.84	\$16.86	\$19.51	\$21.96	\$31.27	\$34.32	\$35,067	\$40,588	\$45,685	\$65,036	\$71,382
15-0000	Computer and Mathematical Occupations	560	10.64	\$28.77	\$59,848	3.93	\$14.19	\$19.89	\$27.48	\$36.44	\$45.11	\$29,520	\$41,377	\$57,169	\$75,801	\$93,834
15-1121	Computer Systems Analysts	70	29.04	\$36.70	\$76,341	4.21	\$20.81	\$29.33	\$36.13	\$43.85	\$57.14	\$43,280	\$61,000	\$75,155	\$91,209	\$118,855
15-1131	Computer Programmers	20	12.20	\$28.35	\$58,975	17.46	\$12.91	\$15.53	\$25.57	\$40.05	\$51.67	\$26,844	\$32,300	\$53,182	\$83,301	\$107,471
15-1132	Software Developers, Applications	70	20.02	\$33.70	\$70,094	6.10	\$19.97	\$26.30	\$33.98	\$41.62	\$45.87	\$41,546	\$54,701	\$70,669	\$86,571	\$95,409
15-1133	Software Developers, Systems Software	50	48.32	\$43.46	\$90,402	7.88	\$24.14	\$31.34	\$43.65	\$52.50	\$60.18	\$50,209	\$65,189	\$90,783	\$109,199	\$125,184
15-1142	Network and Computer Systems Administrators*	120	18.89	\$26.97	\$56,091	3.75	\$16.88	\$21.00	\$26.73	\$32.89	\$36.69	\$35,111	\$43,689	\$55,605	\$68,407	\$76,310
15-1150	Computer Support Specialists	170	11.32	\$20.01	\$41,620	4.28	\$8.97	\$14.00	\$19.75	\$25.90	\$31.32	\$18,665	\$29,116	\$41,087	\$53,870	\$65,151
15-1179	Information Security Analysts, Web Developers, and Computer Network Architects	10	25.92	\$24.11	\$50,153	6.44	\$13.24	\$16.40	\$24.01	\$29.01	\$37.47	\$27,545	\$34,121	\$49,942	\$60,337	\$77,944
15-1799	Computer Occupations, All Other*	50	4.17	\$32.79	\$68,205	2.44	\$22.95	\$26.84	\$33.43	\$37.16	\$41.26	\$47,732	\$55,821	\$69,526	\$77,294	\$85,827
17-0000	Architecture and Engineering Occupations	790	23.57	\$37.79	\$78,611	5.86	\$19.77	\$25.92	\$35.36	\$45.92	\$56.54	\$41,119	\$53,921	\$73,539	\$95,512	\$117,598
17-1022	Surveyors	40	28.75	\$20.59	\$42,833	8.81	\$10.67	\$12.78	\$19.70	\$25.93	\$37.24	\$22,189	\$26,573	\$40,976	\$53,928	\$77,465

Occupational Code	Occupational Title	Employment Estimate	Employment Percentage Relative Standard Error	Average Hourly Wage	Average Annual Wage	Wage Percentage Relative Standard Error	10th Percentile (Hourly)	25th Percentile (Hourly)	50th Percentile (Hourly)	75th Percentile (Hourly)	90th Percentile (Hourly)	10th Percentile (Annual)	25th Percentile (Annual)	50th Percentile (Annual)	75th Percentile (Annual)	90th Percentile (Annual)
17-2051	Civil Engineers	360	41.63	\$42.93	\$89,300	3.22	\$26.58	\$32.91	\$41.94	\$52.08	\$61.11	\$55,289	\$68,463	\$87,226	\$108,317	\$127,102
17-2081	Environmental Engineers	20	13.86	\$39.54	\$82,239	2.48	\$29.36	\$31.28	\$38.92	\$47.15	\$52.21	\$61,063	\$65,062	\$80,945	\$98,070	\$108,595
17-2112	Industrial Engineers	40	20.81	\$42.49	\$88,381	4.60	\$30.95	\$36.81	\$42.31	\$48.58	\$56.48	\$64,378	\$76,574	\$88,003	\$101,051	\$117,472
17-2141	Mechanical Engineers			\$41.93	\$87,207	2.98	\$31.01	\$36.27	\$41.97	\$47.34	\$53.78	\$64,495	\$75,444	\$87,289	\$98,475	\$111,865
17-2199	Engineers, All Other	20	47.31	\$43.70	\$90,889	6.13	\$31.39	\$36.31	\$42.58	\$52.06	\$61.18	\$65,290	\$75,520	\$88,556	\$108,274	\$127,262
17-3011	Architectural and Civil Drafters	30	40.87	\$27.00	\$56,155	19.72	\$15.81	\$17.38	\$25.00	\$38.10	\$43.44	\$32,879	\$36,158	\$52,004	\$79,248	\$90,361
17-3013	Mechanical Drafters			\$22.01	\$45,777	3.97	\$16.85	\$19.32	\$22.00	\$25.25	\$27.78	\$35,055	\$40,184	\$45,760	\$52,529	\$57,777
17-3022	Civil Engineering Technicians	20	18.48	\$26.12	\$54,334	2.54	\$22.56	\$23.94	\$25.13	\$28.41	\$31.69	\$46,922	\$49,798	\$52,277	\$59,097	\$65,918
17-3023	Electrical and Electronics Engineering Technicians	20	26.64	\$29.58	\$61,527	6.01	\$19.85	\$22.24	\$28.17	\$37.04	\$41.55	\$41,282	\$46,264	\$58,597	\$77,048	\$86,422
17-3029	Engineering Technicians, Except Drafters, All Other	50	6.83	\$23.14	\$48,127	5.63	\$19.28	\$20.27	\$21.91	\$23.41	\$30.35	\$40,109	\$42,155	\$45,565	\$48,701	\$63,138
17-3031	Surveying and Mapping Technicians	10	0.16	\$21.52	\$44,765	2.66	\$17.92	\$19.59	\$21.62	\$22.89	\$26.63	\$37,281	\$40,740	\$44,963	\$47,621	\$55,398
19-0000	Life, Physical, and Social Science Occupations	340	2.00	\$33.20	\$69,057	3.63	\$17.77	\$23.69	\$33.89	\$41.52	\$48.51	\$36,967	\$49,274	\$70,501	\$86,367	\$100,903
19-2031	Chemists	20	16.20													
19-2041	Environmental Scientists and Specialists, Including Health	20	12.44	\$44.99	\$93,575	11.06	\$22.81	\$27.72	\$44.40	\$60.99	\$71.40	\$47,451	\$57,652	\$92,357	\$126,866	\$148,522
19-3031	Clinical, Counseling, and School Psychologists	140	4.27	\$37.48	\$77,966	4.04	\$20.26	\$32.92	\$39.49	\$44.10	\$51.08	\$42,151	\$68,482	\$82,149	\$91,721	\$106,250
19-3051	Urban and Regional Planners	10	10.09	\$29.59	\$61,557	12.25	\$20.16	\$22.76	\$27.45	\$33.28	\$49.00	\$41,930	\$47,337	\$57,099	\$69,212	\$101,912
21-0000	Community and Social Service Occupations	1,490	6.43	\$18.82	\$39,146	3.21	\$9.13	\$12.60	\$17.23	\$22.96	\$30.57	\$18,980	\$26,211	\$35,835	\$47,756	\$63,587
21-1011	Substance Abuse and Behavioral Disorder Counselors	130	26.21	\$16.29	\$33,874	3.57	\$10.70	\$12.80	\$15.80	\$18.19	\$22.48	\$22,258	\$26,622	\$32,866	\$37,832	\$46,753
21-1012	Educational, Guidance, School, and Vocational Counselors	210	17.98	\$20.01	\$41,617	6.86	\$8.86	\$12.90	\$18.39	\$27.11	\$33.97	\$18,434	\$26,840	\$38,242	\$56,386	\$70,653
21-1014	Mental Health Counselors	180	37.47	\$17.86	\$37,151	8.27	\$7.99	\$8.94	\$14.58	\$25.95	\$32.53	\$16,626	\$18,603	\$30,329	\$53,979	\$67,671
21-1015	Rehabilitation Counselors	50	37.00	\$16.62	\$34,569	3.28	\$8.79	\$10.15	\$12.32	\$22.80	\$30.76	\$18,282	\$21,102	\$25,632	\$47,417	\$63,983
21-1021	Child, Family, and School Social Workers	270	10.71	\$18.03	\$37,513	5.81	\$10.68	\$13.73	\$17.51	\$22.16	\$26.74	\$22,208	\$28,556	\$36,417	\$46,086	\$55,618
21-1022	Healthcare Social Workers	40	17.00	\$23.69	\$49,269	2.68	\$16.14	\$18.37	\$22.55	\$28.31	\$33.81	\$33,571	\$38,211	\$46,914	\$58,882	\$70,331
21-1023	Mental Health and Substance Abuse Social Workers	260	7.02	\$18.44	\$38,346	2.24	\$11.28	\$15.53	\$18.26	\$21.75	\$25.82	\$23,471	\$32,309	\$37,991	\$45,250	\$53,700
21-1029	Social Workers, All Other			\$21.08	\$43,844	21.75	\$12.43	\$13.34	\$14.85	\$30.36	\$35.29	\$25,848	\$27,738	\$30,889	\$63,141	\$73,400
21-1091	Health Educators			\$20.90	\$43,481	6.80	\$12.79	\$15.25	\$19.88	\$26.43	\$30.56	\$26,612	\$31,718	\$41,343	\$54,977	\$63,558
21-1092	Probation Officers and Correctional Treatment Specialists	100	24.05													
21-1093	Social and Human Service Assistants	90	18.98	\$11.51	\$23,936	16.74	\$7.86	\$8.60	\$10.33	\$15.22	\$17.14	\$16,341	\$17,883	\$21,484	\$31,656	\$35,658
21-1798	Community and Social Service Specialists, All Other*	80	19.99	\$14.92	\$31,041	5.89	\$8.46	\$11.48	\$13.65	\$16.64	\$22.27	\$17,604	\$23,869	\$28,390	\$34,608	\$46,320
21-2011	Clergy			\$40.76	\$84,778	12.72	\$20.90	\$24.51	\$28.72	\$62.63	\$68.37	\$43,465	\$50,986	\$59,746	\$130,269	\$142,200
23-0000	Legal Occupations	260	7.12	\$32.85	\$68,336	9.71	\$16.07	\$17.98	\$23.96	\$46.29	\$59.74	\$33,421	\$37,397	\$49,840	\$96,283	\$124,252
23-1011	Lawyers	130	18.26	\$40.99	\$85,252	11.28	\$19.94	\$23.82	\$40.51	\$53.26	\$64.09	\$41,484	\$49,552	\$84,252	\$110,777	\$133,315
23-2011	Paralegals and Legal Assistants*	70	18.52	\$17.64	\$36,689	2.67	\$15.39	\$16.10	\$17.28	\$18.46	\$20.80	\$32,017	\$33,492	\$35,951	\$38,398	\$43,274
23-2093	Title Examiners, Abstractors, and Searchers	10	22.38	\$17.60	\$36,606	3.07	\$12.97	\$15.03	\$17.97	\$20.58	\$22.13	\$26,983	\$31,261	\$37,387	\$42,804	\$46,022
23-2099	Legal Support Workers, All Other	20	10.89	\$27.40	\$56,984	12.17	\$16.71	\$18.52	\$22.62	\$44.75	\$44.76	\$34,755	\$38,512	\$47,042	\$93,083	\$93,097
25-0000	Education, Training, and Library Occupations	3,560	7.90	\$21.84	\$45,430	1.77	\$12.83	\$16.02	\$20.80	\$26.76	\$32.52	\$26,695	\$33,326	\$43,266	\$55,657	\$67,642
25-1194	Vocational Education Teachers, Postsecondary	210	16.48													
25-1199	Postsecondary Teachers, All Other				\$43,547	4.81						\$33,033	\$36,754	\$42,804	\$48,968	\$57,325
25-2012	Kindergarten Teachers, Except Special Education	110	6.56		\$42,361	1.88						\$30,736	\$34,017	\$39,355	\$48,772	\$62,268
25-2031	Secondary School Teachers, Except Special and Career/Technical Education	430	0.00													
25-2041	Special Education Teachers, Preschool, Kindergarten, and Elementary School*	140	0.11		\$45,051	1.83						\$32,965	\$35,853	\$42,116	\$53,292	\$61,865
25-3021	Self-Enrichment Education Teachers	40	20.82	\$17.29	\$35,972	16.05	\$10.56	\$12.15	\$13.64	\$16.92	\$38.96	\$21,955	\$25,266	\$28,370	\$35,200	\$81,043
25-3999	Teachers and Instructors, All Other*	90	7.84		\$41,061	5.92						\$21,427	\$25,676	\$38,105	\$53,532	\$67,702
25-4012	Curators	30	0.29	\$12.35	\$25,680	5.36	\$7.87	\$8.49	\$11.91	\$16.20	\$19.64	\$16,361	\$17,658	\$24,767	\$33,686	\$40,850
25-4021	Librarians	50	10.46	\$36.18	\$75,263	7.34	\$18.29	\$26.61	\$37.67	\$46.37	\$53.33	\$38,042	\$55,341	\$78,353	\$96,460	\$110,936

Occupational Code	Occupational Title	Employment Estimate	Employment Percentage Relative Standard Error	Average Hourly Wage	Average Annual Wage	Wage Percentage Relative Standard Error	10th Percentile (Hourly)	25th Percentile (Hourly)	50th Percentile (Hourly)	75th Percentile (Hourly)	90th Percentile (Hourly)	10th Percentile (Annual)	25th Percentile (Annual)	50th Percentile (Annual)	75th Percentile (Annual)	90th Percentile (Annual)
25-4031	Library Technicians	40	8.94	\$14.61	\$30,381	2.32	\$10.73	\$12.27	\$14.61	\$16.99	\$18.36	\$22,312	\$25,529	\$30,385	\$35,331	\$38,193
25-9031	Instructional Coordinators	40	7.28	\$21.72	\$45,187	6.89	\$13.00	\$16.29	\$21.00	\$26.37	\$31.08	\$27,032	\$33,893	\$43,680	\$54,850	\$64,654
25-9041	Teacher Assistants	350	8.16		\$29,426	2.09						\$20,419	\$25,174	\$29,177	\$34,464	\$38,324
25-9099	Education, Training, and Library Workers, All Other	20	24.79	\$18.79	\$39,080	6.16	\$13.93	\$15.61	\$17.32	\$19.78	\$24.03	\$28,975	\$32,476	\$36,030	\$41,138	\$49,975
27-0000	Arts, Design, Entertainment, Sports, and Media Occupations	400	16.28	\$16.38	\$34,080	5.30	\$8.32	\$9.69	\$14.55	\$21.51	\$26.85	\$17,296	\$20,159	\$30,254	\$44,735	\$55,842
27-1023	Floral Designers	40	7.20	\$11.50	\$23,918	4.34	\$8.27	\$9.38	\$10.69	\$13.44	\$16.84	\$17,197	\$19,509	\$22,234	\$27,958	\$35,021
27-1024	Graphic Designers	50	42.39	\$16.23	\$33,761	4.12	\$11.86	\$12.81	\$14.34	\$19.93	\$22.81	\$24,664	\$26,641	\$29,822	\$41,445	\$47,444
27-3031	Public Relations Specialists	80	16.97	\$18.27	\$38,003	5.50	\$8.26	\$9.51	\$16.12	\$24.53	\$28.68	\$17,172	\$19,775	\$33,532	\$51,016	\$59,652
27-4021	Photographers	30	16.99	\$13.73	\$28,554	20.00	\$7.91	\$8.63	\$12.94	\$18.82	\$22.34	\$16,456	\$17,952	\$26,924	\$39,152	\$46,463
29-0000	Healthcare Practitioners and Technical Occupations	4,540	2.92	\$32.82	\$68,258	4.45	\$14.16	\$20.31	\$28.58	\$36.12	\$51.77	\$29,457	\$42,245	\$59,441	\$75,137	\$107,686
29-1011	Chiropractors	20	6.79													
29-1021	Dentists, General			\$65.81	\$136,894	13.38	\$16.75	\$57.07	\$65.54	\$76.10		\$34,838	\$118,711	\$136,320	\$158,283	
29-1031	Dietitians and Nutritionists	60	44.61	\$26.03	\$54,147	3.06	\$19.07	\$23.92	\$26.51	\$29.11	\$33.26	\$39,670	\$49,762	\$55,142	\$60,550	\$69,173
29-1041	Optometrists	20	9.61	\$78.64	\$163,575	16.38	\$22.29	\$49.07	\$80.12			\$46,365	\$102,063	\$166,658		
29-1051	Pharmacists	150	9.49	\$57.13	\$118,828	4.51	\$47.14	\$49.52	\$53.41	\$57.81	\$70.22	\$98,053	\$103,008	\$111,101	\$120,244	\$146,061
29-1062	Family and General Practitioners	80	28.36	\$98.14	\$204,130	16.50	\$25.12	\$78.23				\$52,244	\$162,719			
29-1069	Physicians and Surgeons, All Other	90	23.45	\$83.19	\$173,036	11.36	\$25.34	\$31.55	\$86.53			\$52,707	\$65,624	\$179,988		
29-1071	Physician Assistants	50	45.66	\$37.31	\$77,610	6.31	\$23.71	\$30.01	\$38.30	\$44.56	\$52.16	\$49,325	\$62,421	\$79,673	\$92,683	\$108,500
29-1081	Podiatrists	10	41.45													
29-1111	Registered Nurses*	1,890	2.05	\$30.70	\$63,854	1.45	\$22.54	\$26.25	\$30.98	\$35.15	\$40.26	\$46,878	\$54,596	\$64,448	\$73,102	\$83,734
29-1122	Occupational Therapists	60	17.48	\$37.12	\$77,217	4.05	\$21.43	\$30.18	\$36.06	\$45.52	\$54.39	\$44,570	\$62,766	\$75,007	\$94,680	\$113,128
29-1123	Physical Therapists	80	26.19	\$41.18	\$85,657	4.00	\$26.54	\$32.19	\$39.20	\$46.32	\$64.97	\$55,195	\$66,945	\$81,546	\$96,349	\$135,134
29-1127	Speech-Language Pathologists	130	2.05	\$42.01	\$87,381	2.81	\$29.65	\$33.82	\$41.31	\$50.72	\$57.63	\$61,672	\$70,337	\$85,921	\$105,505	\$119,878
29-1128	Therapists, All Other*	20	0.08													
29-1131	Veterinarians	20	7.49	\$48.06	\$99,963	19.02	\$29.52	\$31.74	\$35.44	\$50.29		\$61,398	\$66,011	\$73,708	\$104,597	
29-1181	Audiologists			\$39.09	\$81,298	8.80	\$25.65	\$29.06	\$41.11	\$45.39	\$51.34	\$53,354	\$60,442	\$85,518	\$94,422	\$106,779
29-2011	Medical and Clinical Laboratory Technologists	50	6.34													
29-2012	Medical and Clinical Laboratory Technicians	20	10.79	\$15.17	\$31,550	3.51	\$11.34	\$12.80	\$15.05	\$17.40	\$19.66	\$23,595	\$26,620	\$31,309	\$36,194	\$40,885
29-2021	Dental Hygienists	150	26.18	\$32.95	\$68,537	13.27	\$18.74	\$25.51	\$36.11	\$41.22	\$44.09	\$38,978	\$53,059	\$75,102	\$85,743	\$91,707
29-2031	Cardiovascular Technologists and Technicians	30	13.52	\$27.27	\$56,715	7.06	\$11.63	\$14.68	\$28.46	\$35.92	\$43.89	\$24,200	\$30,541	\$59,188	\$74,703	\$91,283
29-2032	Diagnostic Medical Sonographers	30	34.49	\$26.00	\$54,070	6.05	\$15.82	\$17.58	\$26.43	\$32.06	\$36.58	\$32,899	\$36,572	\$54,972	\$66,684	\$76,088
29-2037	Radiologic Technologists and Technicians*	110	8.49	\$27.64	\$57,486	2.07	\$20.58	\$24.06	\$27.42	\$31.96	\$35.42	\$42,802	\$50,052	\$57,034	\$66,487	\$73,676
29-2041	Emergency Medical Technicians and Paramedics	70	2.45	\$20.67	\$42,997	19.62	\$10.18	\$11.25	\$17.62	\$30.82	\$34.53	\$21,175	\$23,410	\$36,654	\$64,116	\$71,817
29-2051	Dietetic Technicians	70	47.24	\$10.33	\$21,494	10.84	\$7.89	\$8.50	\$9.46	\$11.02	\$15.27	\$16,403	\$17,676	\$19,686	\$22,919	\$31,760
29-2052	Pharmacy Technicians	190	8.05	\$14.48	\$30,119	4.13	\$9.94	\$11.93	\$14.19	\$16.84	\$18.74	\$20,675	\$24,811	\$29,508	\$35,018	\$38,975
29-2055	Surgical Technologists	60	3.85	\$21.27	\$44,244	1.79	\$15.70	\$17.78	\$21.07	\$25.02	\$28.09	\$32,664	\$36,988	\$43,822	\$52,050	\$58,426
29-2056	Veterinary Technologists and Technicians	30	2.24	\$13.23	\$27,528	11.65	\$8.62	\$10.00	\$12.30	\$14.27	\$22.19	\$17,926	\$20,794	\$25,581	\$29,688	\$46,159
29-2061	Licensed Practical and Licensed Vocational Nurses	260	9.61	\$19.31	\$40,162	3.58	\$14.94	\$16.71	\$19.16	\$21.82	\$24.95	\$31,076	\$34,753	\$39,850	\$45,382	\$51,906
29-2071	Medical Records and Health Information Technicians	90	10.60	\$17.17	\$35,715	7.08	\$9.82	\$11.33	\$17.49	\$21.55	\$24.97	\$20,433	\$23,567	\$36,381	\$44,814	\$51,945
29-2081	Opticians, Dispensing	40	24.52	\$14.80	\$30,791	4.72	\$10.14	\$12.17	\$14.17	\$16.81	\$18.59	\$21,101	\$25,304	\$29,474	\$34,968	\$38,660
29-2799	Health Technologists and Technicians, All Other*	110	3.43	\$17.71	\$36,827	1.72	\$10.73	\$12.67	\$16.18	\$21.49	\$28.25	\$22,323	\$26,354	\$33,654	\$44,693	\$58,761
29-9011	Occupational Health and Safety Specialists	20	18.90	\$30.21	\$62,827	11.34	\$19.49	\$21.48	\$27.88	\$36.62	\$48.88	\$40,533	\$44,672	\$58,000	\$76,174	\$101,664
31-0000	Healthcare Support Occupations	2,590	4.68	\$11.73	\$24,390	3.61	\$7.89	\$8.65	\$10.67	\$13.87	\$17.52	\$16,407	\$17,994	\$22,191	\$28,860	\$36,434
31-1011	Home Health Aides	1,070	8.96	\$8.94	\$18,595	3.88	\$7.62	\$7.98	\$8.58	\$9.18	\$11.30	\$15,850	\$16,601	\$17,852	\$19,104	\$23,503
31-1012	Nursing Aides, Orderlies, and Attendants*	700	8.62	\$11.88	\$24,702	2.54	\$8.82	\$10.05	\$11.60	\$13.63	\$15.42	\$18,337	\$20,896	\$24,129	\$28,359	\$32,068
31-2011	Occupational Therapy Assistants	60	21.51	\$20.48	\$42,591	2.74	\$15.44	\$17.39	\$19.98	\$22.37	\$27.36	\$32,119	\$36,171	\$41,555	\$46,535	\$56,913
31-2021	Physical Therapist Assistants	70	14.22	\$19.55	\$40,674	6.95	\$9.18	\$15.98	\$19.48	\$23.86	\$27.99	\$19,099	\$33,228	\$40,511	\$49,639	\$58,226
31-9091	Dental Assistants	140	24.35	\$17.07	\$35,510	4.43	\$13.88	\$15.56	\$17.16	\$18.90	\$21.29	\$28,876	\$32,371	\$35,683	\$39,318	\$44,277
31-9092	Medical Assistants	260	11.99	\$13.15	\$27,356	3.34	\$10.07	\$11.33	\$13.02	\$14.63	\$17.00	\$20,939	\$23,563	\$27,075	\$30,427	\$35,368
31-9094	Medical Transcriptionists	30	14.84	\$17.91	\$37,243	2.90	\$14.01	\$15.50	\$17.14	\$19.71	\$24.18	\$29,143	\$32,238	\$35,655	\$40,995	\$50,298

Occupational Code	Occupational Title	Employment Estimate	Employment Percentage Relative Standard Error	Average Hourly Wage	Average Annual Wage	Wage Percentage Relative Standard Error	10th Percentile (Hourly)	25th Percentile (Hourly)	50th Percentile (Hourly)	75th Percentile (Hourly)	90th Percentile (Hourly)	10th Percentile (Annual)	25th Percentile (Annual)	50th Percentile (Annual)	75th Percentile (Annual)	90th Percentile (Annual)
31-9096	Veterinary Assistants and Laboratory Animal Caretakers	20	38.83	\$9.25	\$19,232	3.45	\$7.76	\$8.25	\$9.06	\$10.35	\$11.27	\$16,134	\$17,154	\$18,855	\$21,534	\$23,439
31-9799	Healthcare Support Workers, All Other*	120	11.24	\$14.85	\$30,893	2.79	\$10.10	\$11.34	\$13.76	\$18.32	\$21.70	\$21,017	\$23,577	\$28,627	\$38,114	\$45,141
33-0000	Protective Service Occupations	2,010	4.33	\$21.98	\$45,726	6.32	\$10.11	\$15.88	\$20.65	\$28.35	\$34.61	\$21,035	\$33,035	\$42,953	\$58,963	\$71,989
33-1011	First-Line Supervisors of Correctional Officers	60	11.18													
33-1012	First-Line Supervisors of Police and Detectives	40	0.04	\$39.66	\$82,497	2.21	\$31.04	\$34.20	\$39.84	\$44.75	\$49.85	\$64,556	\$71,136	\$82,864	\$93,075	\$103,696
33-1021	First-Line Supervisors of Fire Fighting and Prevention Workers	10	20.23	\$32.01	\$66,585	3.02	\$24.90	\$27.61	\$30.98	\$34.85	\$37.50	\$51,796	\$57,432	\$64,439	\$72,483	\$77,999
33-1099	First-Line Supervisors of Protective Service Workers, All Other	30	18.79	\$22.56	\$46,929	3.96	\$13.27	\$18.73	\$22.04	\$28.20	\$32.65	\$27,606	\$38,962	\$45,842	\$58,654	\$67,913
33-2011	Firefighters	200	6.30	\$26.44	\$54,999	3.39	\$16.00	\$19.88	\$23.64	\$34.46	\$41.40	\$33,283	\$41,346	\$49,162	\$71,677	\$86,104
33-3021	Detectives and Criminal Investigators	60	0.03													
33-3051	Police and Sheriff's Patrol Officers	370	1.08	\$29.95	\$62,287	3.45	\$20.56	\$25.63	\$31.18	\$34.56	\$36.60	\$42,758	\$53,305	\$64,852	\$71,879	\$76,132
33-9032	Security Guards	430	14.07	\$14.55	\$30,272	7.98	\$8.41	\$10.45	\$15.06	\$17.80	\$20.39	\$17,491	\$21,739	\$31,317	\$37,020	\$42,408
33-9092	Lifeguards, Ski Patrol, and Other Recreational Protective Service Workers	60	26.16	\$8.76	\$18,229	5.63	\$7.58	\$7.92	\$8.47	\$9.03	\$9.37	\$15,772	\$16,468	\$17,627	\$18,786	\$19,493
33-9099	Protective Service Workers, All Other *	50	0.04	\$10.85	\$22,564	2.16	\$7.80	\$8.43	\$9.61	\$11.62	\$16.16	\$16,229	\$17,542	\$19,986	\$24,174	\$33,615
35-0000	Food Preparation and Serving Related Occupations	5,880	3.10	\$9.76	\$20,295	1.78	\$7.68	\$8.10	\$8.80	\$9.84	\$13.74	\$15,983	\$16,851	\$18,298	\$20,469	\$28,583
35-1012	First-Line Supervisors of Food Preparation and Serving Workers	340	17.62	\$14.90	\$30,998	6.23	\$9.41	\$10.56	\$13.82	\$18.56	\$22.61	\$19,565	\$21,962	\$28,737	\$38,611	\$47,038
35-2011	Cooks, Fast Food			\$8.47	\$17,627	5.21	\$7.60	\$7.94	\$8.52	\$9.09	\$9.74	\$15,799	\$16,517	\$17,713	\$18,910	\$20,254
35-2012	Cooks, Institution and Cafeteria	210	12.19	\$11.92	\$24,803	4.37	\$8.25	\$9.52	\$10.88	\$13.28	\$17.19	\$17,151	\$19,808	\$22,624	\$27,629	\$35,754
35-2014	Cooks, Restaurant	410	14.34	\$11.57	\$24,074	4.14	\$8.15	\$9.27	\$10.81	\$13.12	\$15.89	\$16,943	\$19,284	\$22,480	\$27,286	\$33,052
35-2021	Food Preparation Workers	410	11.37	\$11.49	\$23,898	4.28	\$7.90	\$8.63	\$10.35	\$14.65	\$17.20	\$16,431	\$17,955	\$21,525	\$30,466	\$35,784
35-3011	Bartenders	300	38.26	\$9.12	\$18,979	4.88	\$7.66	\$8.01	\$8.60	\$9.18	\$10.79	\$15,933	\$16,663	\$17,879	\$19,094	\$22,448
35-3021	Combined Food Preparation and Serving Workers, Including Fast Food	2,170	10.88	\$8.59	\$17,861	1.94	\$7.63	\$7.96	\$8.51	\$9.07	\$9.49	\$15,876	\$16,564	\$17,711	\$18,858	\$19,732
35-3031	Waiters and Waitresses	1,010	13.97	\$9.24	\$19,215	6.17	\$7.64	\$7.98	\$8.56	\$9.14	\$11.42	\$15,882	\$16,604	\$17,808	\$19,012	\$23,761
35-3041	Food Servers, Nonrestaurant	140	22.26	\$9.11	\$18,949	2.55	\$7.66	\$8.11	\$8.86	\$9.98	\$11.09	\$15,935	\$16,870	\$18,429	\$20,752	\$23,073
35-9011	Dining Room and Cafeteria Attendants and Bartender Helpers			\$8.72	\$18,146	6.11	\$7.64	\$7.96	\$8.50	\$9.04	\$9.37	\$15,891	\$16,561	\$17,677	\$18,794	\$19,493
35-9021	Dishwashers	250	28.03	\$8.79	\$18,290	3.19	\$7.66	\$8.04	\$8.68	\$9.32	\$10.58	\$15,933	\$16,726	\$18,047	\$19,381	\$22,007
35-9031	Hosts and Hostesses, Restaurant, Lounge, and Coffee Shop	230	17.69	\$9.59	\$19,939	5.34	\$7.67	\$8.11	\$8.85	\$10.72	\$13.41	\$15,950	\$16,873	\$18,411	\$22,290	\$27,887
37-0000	Building and Grounds Cleaning and Maintenance Occupations	1,760	6.39	\$11.83	\$24,607	2.80	\$7.85	\$8.54	\$10.04	\$13.96	\$18.26	\$16,332	\$17,771	\$20,879	\$29,038	\$37,980
37-1011	First-Line Supervisors of Housekeeping and Janitorial Workers	50	6.91	\$20.62	\$42,891	5.24	\$12.57	\$15.26	\$21.02	\$25.94	\$29.65	\$26,139	\$31,742	\$43,730	\$53,953	\$61,662
37-1012	First-Line Supervisors of Landscaping, Lawn Service, and Groundskeeping Workers	30	41.87	\$21.54	\$44,798	13.99	\$8.42	\$15.37	\$19.37	\$25.27	\$32.05	\$17,517	\$31,962	\$40,294	\$52,554	\$66,658
37-2011	Janitors and Cleaners, Except Maids and Housekeeping Cleaners	900	10.15	\$11.43	\$23,765	2.94	\$7.90	\$8.66	\$10.14	\$13.49	\$16.97	\$16,430	\$18,018	\$21,087	\$28,050	\$35,295
37-2012	Maids and Housekeeping Cleaners	330	7.42	\$9.04	\$18,809	2.71	\$7.65	\$8.05	\$8.70	\$9.39	\$11.33	\$15,917	\$16,735	\$18,100	\$19,523	\$23,570
37-3011	Landscaping and Groundskeeping Workers	400	16.16	\$12.31	\$25,608	3.03	\$7.92	\$8.70	\$10.78	\$15.22	\$19.06	\$16,465	\$18,088	\$22,426	\$31,656	\$39,651
39-0000	Personal Care and Service Occupations	1,390	12.34	\$10.13	\$21,070	2.48	\$7.69	\$8.17	\$8.97	\$10.78	\$14.36	\$16,001	\$16,995	\$18,653	\$22,429	\$29,872
39-1021	First-Line Supervisors of Personal Service Workers	20	48.16	\$17.14	\$35,656	12.67	\$10.12	\$11.35	\$15.59	\$21.46	\$25.50	\$21,059	\$23,611	\$32,423	\$44,627	\$53,044
39-2021	Nonfarm Animal Caretakers	50	20.48	\$9.59	\$19,938	6.43	\$7.68	\$8.05	\$8.67	\$9.30	\$13.76	\$15,973	\$16,750	\$18,044	\$19,338	\$28,629
39-3091	Amusement and Recreation Attendants	60	24.81	\$8.72	\$18,132	3.75	\$7.62	\$7.96	\$8.52	\$9.08	\$9.53	\$15,850	\$16,552	\$17,721	\$18,890	\$19,829
39-4021	Funeral Attendants			\$10.71	\$22,277	12.77	\$7.73	\$8.18	\$8.95	\$11.82	\$18.53	\$16,070	\$17,024	\$18,613	\$24,588	\$38,537
39-4831	Funeral Service Managers, Directors, Morticians, and Undertakers	10	31.52	\$26.70	\$55,544	9.86	\$13.95	\$21.48	\$28.59	\$33.09	\$35.36	\$29,023	\$44,679	\$59,472	\$68,820	\$73,554
39-9011	Childcare Workers	290	5.15	\$9.47	\$19,690	2.78	\$7.65	\$8.09	\$8.81	\$10.23	\$12.58	\$15,919	\$16,821	\$18,326	\$21,269	\$26,165
39-9021	Personal Care Aides	620	24.76	\$9.18	\$19,099	3.86	\$7.66	\$8.09	\$8.82	\$9.96	\$11.31	\$15,924	\$16,829	\$18,337	\$20,715	\$23,528
39-9031	Fitness Trainers and Aerobics Instructors	70	34.28													
39-9032	Recreation Workers	90	13.08	\$10.69	\$22,242	6.32	\$7.73	\$8.27	\$9.15	\$11.70	\$16.99	\$16,083	\$17,192	\$19,041	\$24,336	\$35,347
41-0000	Sales and Related Occupations	6,020	2.99	\$13.60	\$28,282	3.08	\$7.93	\$8.66	\$10.56	\$15.19	\$21.64	\$16,505	\$18,013	\$21,955	\$31,598	\$45,006

Occupational Code	Occupational Title	Employment Estimate	Employment Percentage Relative Standard Error	Average Hourly Wage	Average Annual Wage	Wage Percentage Relative Standard Error	10th Percentile (Hourly)	25th Percentile (Hourly)	50th Percentile (Hourly)	75th Percentile (Hourly)	90th Percentile (Hourly)	10th Percentile (Annual)	25th Percentile (Annual)	50th Percentile (Annual)	75th Percentile (Annual)	90th Percentile (Annual)
41-1011	First-Line Supervisors of Retail Sales Workers	510	6.93	\$19.12	\$39,775	4.72	\$11.15	\$13.75	\$17.09	\$21.31	\$28.70	\$23,187	\$28,609	\$35,552	\$44,321	\$59,703
41-1012	First-Line Supervisors of Non-Retail Sales Workers	100	11.84	\$20.84	\$43,349	11.55	\$12.33	\$13.53	\$17.40	\$23.23	\$33.27	\$25,649	\$28,135	\$36,202	\$48,311	\$69,211
41-2011	Cashiers	1,580	7.27	\$9.40	\$19,557	2.08	\$7.75	\$8.17	\$8.86	\$9.79	\$11.96	\$16,113	\$16,983	\$18,434	\$20,363	\$24,868
41-2021	Counter and Rental Clerks	280	24.77	\$12.20	\$25,374	5.16	\$8.03	\$8.79	\$10.69	\$14.26	\$18.83	\$16,701	\$18,275	\$22,241	\$29,669	\$39,160
41-2022	Parts Salespersons	110	19.39	\$15.70	\$32,656	4.81	\$10.64	\$12.56	\$14.95	\$18.38	\$22.22	\$22,128	\$26,121	\$31,101	\$38,222	\$46,227
41-2031	Retail Salespersons	1,940	4.93	\$11.86	\$24,659	2.58	\$7.99	\$8.76	\$10.59	\$13.90	\$17.49	\$16,614	\$18,220	\$22,033	\$28,920	\$36,383
41-3011	Advertising Sales Agents	40	38.44	\$22.19	\$46,162	15.03	\$9.93	\$15.30	\$20.16	\$23.16	\$38.67	\$20,660	\$31,818	\$41,940	\$48,169	\$80,430
41-3021	Insurance Sales Agents	130	18.05	\$26.39	\$54,892	16.05	\$8.87	\$13.74	\$21.19	\$34.04	\$41.74	\$18,451	\$28,580	\$44,065	\$70,799	\$86,825
41-3031	Securities, Commodities, and Financial Services Sales Agents	80	36.97	\$22.99	\$47,816	18.07	\$14.90	\$15.87	\$17.50	\$21.18	\$45.75	\$30,990	\$33,006	\$36,399	\$44,062	\$95,151
41-3099	Sales Representatives, Services, All Other	110	17.97	\$22.25	\$46,284	8.22	\$10.84	\$13.01	\$18.17	\$27.07	\$42.92	\$22,554	\$27,058	\$37,803	\$56,309	\$89,276
41-4011	Sales Representatives, Wholesale and Manufacturing, Technical and Scientific Products	20	40.47													
41-4012	Sales Representatives, Wholesale and Manufacturing, Except Technical and Scientific Products	370	13.00	\$24.97	\$51,928	6.31	\$10.08	\$13.52	\$19.77	\$35.32	\$47.86	\$20,962	\$28,116	\$41,129	\$73,469	\$99,549
41-9022	Real Estate Sales Agents	20	44.59	\$32.60	\$67,810	16.67	\$13.24	\$24.01	\$28.14	\$49.08	\$55.16	\$27,544	\$49,946	\$58,522	\$102,083	\$114,729
41-9041	Telemarketers	620	0.28	\$9.34	\$19,422	3.54	\$7.66	\$8.11	\$8.86	\$10.44	\$11.84	\$15,934	\$16,869	\$18,426	\$21,724	\$24,627
41-9799	Sales and Related Workers, All Other*	100	6.48	\$17.17	\$35,716	8.63	\$8.68	\$10.24	\$13.89	\$21.80	\$30.43	\$18,045	\$21,295	\$28,898	\$45,350	\$63,295
43-0000	Office and Administrative Support Occupations	9,510	7.25	\$14.08	\$29,297	2.91	\$8.26	\$9.61	\$12.66	\$17.24	\$22.48	\$17,188	\$19,987	\$26,331	\$35,866	\$46,765
43-1011	First-Line Supervisors of Office and Administrative Support Workers	550	6.35	\$21.93	\$45,610	4.38	\$12.48	\$15.53	\$20.29	\$27.23	\$34.29	\$25,949	\$32,302	\$42,201	\$56,634	\$71,333
43-2011	Switchboard Operators, Including Answering Service	40	13.54	\$12.36	\$25,700	10.39	\$8.27	\$9.58	\$11.34	\$13.57	\$17.46	\$17,211	\$19,926	\$23,583	\$28,236	\$36,321
43-3011	Bill and Account Collectors	780	35.88	\$9.13	\$18,998	3.73	\$7.68	\$8.11	\$8.84	\$9.86	\$11.29	\$15,976	\$16,878	\$18,382	\$20,504	\$23,477
43-3021	Billing and Posting Clerks	120	23.27	\$17.30	\$35,981	3.30	\$12.75	\$14.63	\$16.44	\$18.20	\$25.18	\$26,510	\$30,423	\$34,201	\$37,863	\$52,383
43-3031	Bookkeeping, Accounting, and Auditing Clerks	650	6.50	\$15.27	\$31,758	2.01	\$8.66	\$11.95	\$15.37	\$18.23	\$21.71	\$18,012	\$24,858	\$31,961	\$37,913	\$45,159
43-3051	Payroll and Timekeeping Clerks	30	13.52	\$18.14	\$37,735	3.38	\$11.34	\$14.70	\$18.52	\$21.88	\$24.30	\$23,594	\$30,584	\$38,522	\$45,515	\$50,545
43-3061	Procurement Clerks	30	6.67	\$20.89	\$43,446	3.99	\$16.56	\$19.13	\$20.51	\$23.00	\$26.26	\$34,448	\$39,793	\$42,668	\$47,847	\$54,623
43-3071	Tellers	260	15.69	\$11.76	\$24,460	3.34	\$9.47	\$10.20	\$11.36	\$13.28	\$14.53	\$19,699	\$21,225	\$23,630	\$27,617	\$30,231
43-4031	Court, Municipal, and License Clerks	200	0.37	\$14.59	\$30,342	2.76	\$10.11	\$11.26	\$13.66	\$16.76	\$21.09	\$21,033	\$23,418	\$28,416	\$34,868	\$43,864
43-4051	Customer Service Representatives	1,320	25.93	\$11.28	\$23,460	4.10	\$7.94	\$8.78	\$10.31	\$12.22	\$16.55	\$16,506	\$18,259	\$21,449	\$25,417	\$34,424
43-4061	Eligibility Interviewers, Government Programs	140	0.22	\$17.43	\$36,245	3.02	\$12.38	\$13.90	\$16.57	\$20.05	\$23.07	\$25,751	\$28,919	\$34,457	\$41,701	\$47,979
43-4071	File Clerks	80	15.56	\$12.51	\$26,027	4.75	\$8.61	\$10.07	\$11.96	\$14.80	\$17.50	\$17,910	\$20,951	\$24,881	\$30,786	\$36,409
43-4081	Hotel, Motel, and Resort Desk Clerks	120	13.29	\$8.95	\$18,621	6.35	\$7.68	\$8.04	\$8.65	\$9.26	\$10.92	\$15,973	\$16,730	\$17,991	\$19,255	\$22,707
43-4111	Interviewers, Except Eligibility and Loan	90	15.60	\$14.44	\$30,039	4.20	\$10.01	\$11.17	\$13.52	\$16.96	\$20.73	\$20,821	\$23,231	\$28,130	\$35,268	\$43,119
43-4131	Loan Interviewers and Clerks	20	42.16	\$18.60	\$38,683	8.03	\$14.26	\$15.87	\$17.97	\$21.39	\$23.90	\$29,657	\$33,013	\$37,378	\$44,491	\$49,721
43-4151	Order Clerks	10	18.51	\$12.45	\$25,891	6.15	\$8.25	\$9.54	\$11.33	\$13.90	\$17.65	\$17,154	\$19,849	\$23,565	\$28,907	\$36,709
43-4161	Human Resources Assistants, Except Payroll and Timekeeping	50	8.67	\$16.27	\$33,845	2.40	\$10.99	\$13.27	\$16.33	\$19.33	\$21.82	\$22,866	\$27,607	\$33,974	\$40,198	\$45,389
43-4171	Receptionists and Information Clerks	560	8.41	\$11.45	\$23,822	2.30	\$8.27	\$9.53	\$11.09	\$13.34	\$14.94	\$17,207	\$19,819	\$23,064	\$27,757	\$31,075
43-4199	Information and Record Clerks, All Other	70	7.68	\$18.50	\$38,476	2.54	\$11.99	\$14.94	\$18.59	\$21.81	\$25.47	\$24,935	\$31,068	\$38,673	\$45,373	\$52,984
43-5021	Couriers and Messengers	40	47.35	\$12.47	\$25,944	2.80	\$9.93	\$10.63	\$11.80	\$14.07	\$16.45	\$20,653	\$22,103	\$24,550	\$29,262	\$34,213
43-5031	Police, Fire, and Ambulance Dispatchers	80	3.77	\$20.02	\$41,647	2.02	\$15.94	\$17.81	\$20.71	\$21.62	\$23.05	\$33,147	\$37,039	\$43,073	\$44,968	\$47,953
43-5032	Dispatchers, Except Police, Fire, and Ambulance	40	22.99	\$15.77	\$32,801	7.17	\$9.75	\$12.84	\$15.06	\$17.51	\$22.53	\$20,280	\$26,705	\$31,315	\$36,421	\$46,863
43-5041	Meter Readers, Utilities	20	27.37	\$20.52	\$42,673	6.04	\$13.00	\$16.28	\$21.72	\$25.40	\$27.52	\$27,036	\$33,856	\$45,183	\$52,823	\$57,234
43-5051	Postal Service Clerks	20	0.05	\$25.45	\$52,938	25.52	\$25.52	\$25.53	\$25.53	\$25.54	\$53.083	\$53.087	\$53.094	\$53.101	\$53.115	
43-5052	Postal Service Mail Carriers	130	0.01	\$25.49	\$53,012	21.67	\$25.04	\$26.69	\$26.70	\$26.71	\$45.063	\$52,087	\$55,519	\$55,530	\$55,555	
43-5053	Postal Service Mail Sorters, Processors, and Processing Machine Operators	10	0.10	\$20.26	\$42,137	10.01	\$11.55	\$25.52	\$25.53	\$26.09	\$20,810	\$24,014	\$53,087	\$53,100	\$54,257	
43-5061	Production, Planning, and Expediting Clerks	40	18.07	\$24.00	\$49,922	7.17	\$13.30	\$16.99	\$21.50	\$28.88	\$40.94	\$27,664	\$35,331	\$44,715	\$60,068	\$85,162
43-5071	Shipping, Receiving, and Traffic Clerks	250	12.48	\$13.41	\$27,897	5.18	\$8.30	\$9.86	\$11.96	\$16.75	\$20.16	\$17,260	\$20,516	\$24,869	\$34,838	\$41,930
43-5081	Stock Clerks and Order Fillers	960	10.36	\$11.55	\$24,034	3.06	\$7.94	\$8.70	\$10.29	\$12.78	\$17.43	\$16,505	\$18,106	\$21,398	\$26,579	\$36,254
43-5111	Weighers, Measurers, Checkers, and Samplers, Recordkeeping	20	43.04	\$17.59	\$36,584	8.94	\$10.28	\$11.52	\$17.45	\$22.75	\$26.70	\$21,376	\$23,956	\$36,288	\$47,318	\$55,535



Occupational Code	Occupational Title	Employment Estimate	Employment Percentage Relative Standard Error	Average Hourly Wage	Average Annual Wage	Wage Percentage Relative Standard Error	10th Percentile (Hourly)	25th Percentile (Hourly)	50th Percentile (Hourly)	75th Percentile (Hourly)	90th Percentile (Hourly)	10th Percentile (Annual)	25th Percentile (Annual)	50th Percentile (Annual)	75th Percentile (Annual)	90th Percentile (Annual)
43-6011	Executive Secretaries and Executive Administrative Assistants	340	7.43	\$21.15	\$43,997	1.79	\$14.82	\$17.13	\$20.67	\$24.72	\$28.33	\$30,821	\$35,638	\$42,993	\$51,425	\$58,929
43-6012	Legal Secretaries	50	48.97	\$14.48	\$30,116	7.35	\$11.94	\$12.80	\$14.23	\$16.49	\$17.88	\$24,830	\$26,618	\$29,599	\$34,299	\$37,200
43-6013	Medical Secretaries	330	15.41	\$13.04	\$27,129	2.64	\$9.11	\$10.76	\$12.88	\$14.70	\$17.82	\$18,952	\$22,383	\$26,791	\$30,579	\$37,074
43-6014	Secretaries and Administrative Assistants, Except Legal, Medical, and Executive	1,240	8.68	\$15.02	\$31,248	1.89	\$9.02	\$11.80	\$14.99	\$17.98	\$21.44	\$18,767	\$24,537	\$31,182	\$37,390	\$44,597
43-9011	Computer Operators	10	13.02	\$18.29	\$38,043	2.28	\$13.53	\$16.25	\$18.79	\$20.23	\$22.42	\$28,133	\$33,807	\$39,082	\$42,081	\$46,642
43-9021	Data Entry Keyers	70	12.66	\$12.17	\$25,312	6.63	\$8.37	\$9.75	\$12.60	\$14.59	\$16.77	\$17,401	\$20,274	\$26,214	\$30,354	\$34,886
43-9022	Word Processors and Typists	30	8.41	\$17.99	\$37,424	5.18	\$12.43	\$14.16	\$19.50	\$21.43	\$22.59	\$25,857	\$29,459	\$40,565	\$44,577	\$46,985
43-9051	Mail Clerks and Mail Machine Operators, Except Postal Service	20	32.47	\$10.64	\$22,136	3.34	\$8.43	\$9.66	\$10.63	\$11.60	\$13.45	\$17,528	\$20,093	\$22,115	\$24,136	\$27,986
43-9061	Office Clerks, General	510	19.91	\$13.94	\$28,998	5.89	\$8.18	\$9.31	\$12.97	\$16.33	\$24.02	\$17,014	\$19,372	\$26,975	\$33,975	\$49,957
43-9071	Office Machine Operators, Except Computer	30	24.47	\$11.56	\$24,036	2.42	\$8.01	\$8.83	\$11.34	\$14.08	\$16.47	\$16,661	\$18,363	\$23,580	\$29,294	\$34,260
43-9799	Office and Administrative Support Workers, All Other*	80	6.15	\$13.55	\$28,177	2.31	\$8.20	\$8.86	\$14.51	\$17.05	\$18.60	\$17,050	\$18,438	\$30,191	\$35,469	\$38,694
47-0000	Construction and Extraction Occupations	2,500	6.05	\$19.26	\$40,058	2.34	\$11.21	\$14.93	\$17.83	\$23.59	\$28.51	\$23,327	\$31,050	\$37,097	\$49,069	\$59,303
47-1011	First-Line Supervisors of Construction Trades and Extraction Workers	180	9.98	\$28.65	\$59,586	2.97	\$18.61	\$21.87	\$27.68	\$34.10	\$41.14	\$38,713	\$45,499	\$57,579	\$70,925	\$85,566
47-2031	Carpenters	180	15.20	\$17.36	\$36,109	4.75	\$12.65	\$14.94	\$17.41	\$20.37	\$22.29	\$26,303	\$31,081	\$36,216	\$42,368	\$46,368
47-2051	Cement Masons and Concrete Finishers	250	27.66	\$18.52	\$38,528	10.06	\$11.05	\$15.48	\$17.81	\$22.97	\$26.63	\$22,984	\$32,204	\$37,040	\$47,783	\$55,383
47-2061	Construction Laborers	450	13.74	\$15.23	\$31,685	3.38	\$10.68	\$13.58	\$15.90	\$17.44	\$18.37	\$22,217	\$28,253	\$33,082	\$36,281	\$38,202
47-2073	Operating Engineers and Other Construction Equipment Operators	270	13.18	\$22.06	\$45,883	3.72	\$15.32	\$17.51	\$23.06	\$26.53	\$28.50	\$31,866	\$36,420	\$47,956	\$55,174	\$59,285
47-2081	Drywall and Ceiling Tile Installers	70	23.96	\$13.62	\$28,320	16.18	\$9.03	\$10.30	\$12.01	\$16.37	\$21.13	\$18,779	\$21,425	\$24,986	\$34,046	\$43,946
47-2111	Electricians	280	8.77	\$23.29	\$48,433	6.39	\$15.33	\$17.42	\$22.87	\$27.57	\$34.17	\$31,895	\$36,231	\$47,579	\$57,345	\$71,070
47-2121	Glaziers			\$15.00	\$31,208	7.12	\$10.42	\$12.20	\$14.67	\$17.76	\$20.67	\$21,670	\$25,367	\$30,517	\$36,939	\$42,987
47-2141	Painters, Construction and Maintenance	70	21.44	\$15.88	\$33,029	7.17	\$12.43	\$13.31	\$14.72	\$17.41	\$21.90	\$25,864	\$27,690	\$30,613	\$33,218	\$45,555
47-2152	Plumbers, Pipefitters, and Steamfitters	160	30.89	\$24.71	\$51,396	6.06	\$14.26	\$20.84	\$24.44	\$29.12	\$34.99	\$29,665	\$43,349	\$50,837	\$60,568	\$72,773
47-2181	Roofers	90	44.10	\$12.30	\$25,582	10.56	\$8.00	\$8.96	\$11.49	\$15.53	\$17.60	\$16,641	\$18,640	\$23,896	\$32,312	\$36,613
47-2211	Sheet Metal Workers			\$19.35	\$40,242	11.91	\$9.55	\$11.52	\$17.83	\$26.15	\$28.74	\$19,872	\$23,966	\$37,096	\$54,396	\$59,778
47-4011	Construction and Building Inspectors	20	11.46	\$25.69	\$53,436	4.02	\$18.85	\$21.01	\$25.54	\$28.52	\$34.79	\$39,216	\$43,692	\$53,127	\$59,315	\$72,373
47-4051	Highway Maintenance Workers	130	3.80	\$19.08	\$39,690	2.51	\$15.58	\$16.93	\$18.44	\$21.39	\$23.60	\$32,399	\$35,217	\$38,353	\$44,497	\$49,080
47-4799	Construction and Related Workers, All Other*	20	36.88	\$18.83	\$39,170	9.89	\$12.75	\$13.76	\$16.33	\$20.47	\$31.72	\$26,530	\$28,618	\$33,976	\$42,576	\$65,974
49-0000	Installation, Maintenance, and Repair Occupations	2,230	6.71	\$19.68	\$40,935	2.74	\$10.43	\$13.62	\$18.61	\$24.11	\$31.29	\$21,704	\$28,331	\$38,718	\$50,153	\$65,074
49-1011	First-Line Supervisors of Mechanics, Installers, and Repairers	190	7.10	\$28.69	\$59,672	3.48	\$17.59	\$23.69	\$28.62	\$34.38	\$40.28	\$36,591	\$49,271	\$59,530	\$71,512	\$83,780
49-2011	Computer, Automated Teller, and Office Machine Repairers	30	17.63	\$17.91	\$37,253	5.75	\$9.98	\$11.35	\$17.67	\$23.11	\$27.71	\$20,760	\$23,608	\$36,753	\$48,075	\$57,629
49-2022	Telecommunications Equipment Installers and Repairers, Except Line Installers	70	12.08	\$25.68	\$53,412	3.86	\$18.28	\$23.26	\$26.21	\$29.30	\$32.81	\$38,021	\$48,385	\$54,516	\$60,937	\$68,238
49-3021	Automotive Body and Related Repairers	40	24.71	\$18.99	\$39,490	6.97	\$12.07	\$15.19	\$17.88	\$21.75	\$28.82	\$25,111	\$31,592	\$37,182	\$45,232	\$59,944
49-3023	Automotive Service Technicians and Mechanics	320	20.22	\$15.48	\$32,201	5.49	\$8.97	\$10.94	\$14.18	\$17.98	\$24.79	\$18,659	\$22,758	\$29,497	\$37,389	\$51,557
49-3031	Bus and Truck Mechanics and Diesel Engine Specialists			\$18.23	\$37,922	4.45	\$11.28	\$15.12	\$18.42	\$21.89	\$25.19	\$23,462	\$31,448	\$38,315	\$45,533	\$52,388
49-3042	Mobile Heavy Equipment Mechanics, Except Engines	70	39.38	\$19.55	\$40,669	3.81	\$15.39	\$16.86	\$19.44	\$22.22	\$24.63	\$32,005	\$35,069	\$40,427	\$46,220	\$51,233
49-3093	Tire Repairers and Changers			\$13.65	\$28,394	9.80	\$9.66	\$11.08	\$12.99	\$15.53	\$20.05	\$20,087	\$23,037	\$27,029	\$32,305	\$41,703
49-9012	Control and Valve Installers and Repairers, Except Mechanical Door			\$23.58	\$49,038	6.95	\$17.00	\$19.78	\$23.48	\$27.36	\$31.57	\$35,356	\$41,144	\$48,834	\$56,915	\$65,670
49-9021	Heating, Air Conditioning, and Refrigeration Mechanics and Installers	130	48.55	\$19.24	\$40,023	5.65	\$14.74	\$16.51	\$19.08	\$21.77	\$23.76	\$30,654	\$34,332	\$39,684	\$45,285	\$49,430
49-9041	Industrial Machinery Mechanics	210	8.81	\$24.51	\$50,988	8.32	\$19.28	\$20.53	\$22.58	\$29.40	\$33.89	\$40,109	\$42,708	\$46,956	\$61,144	\$70,496
49-9043	Maintenance Workers, Machinery	20	23.25	\$17.13	\$35,625	9.85	\$11.05	\$12.67	\$15.08	\$23.32	\$26.99	\$22,985	\$26,350	\$31,370	\$48,496	\$56,149
49-9051	Electrical Power-Line Installers and Repairers			\$34.83	\$72,450	3.61	\$29.32	\$31.37	\$34.75	\$39.47	\$42.95	\$60,987	\$65,246	\$72,285	\$82,103	\$89,335
49-9062	Medical Equipment Repairers	10	42.30	\$15.66	\$32,568	13.86	\$10.36	\$12.17	\$14.54	\$18.21	\$23.52	\$21,545	\$25,304	\$30,236	\$37,868	\$48,913
49-9071	Maintenance and Repair Workers, General	550	6.62	\$15.59	\$32,425	2.73	\$9.76	\$11.18	\$14.05	\$18.78	\$25.25	\$20,305	\$23,258	\$29,215	\$39,071	\$52,512

Occupational Code	Occupational Title	Employment Estimate	Employment Percentage Relative Standard Error	Average Hourly Wage	Average Annual Wage	Wage Percentage Relative Standard Error	10th Percentile (Hourly)	25th Percentile (Hourly)	50th Percentile (Hourly)	75th Percentile (Hourly)	90th Percentile (Hourly)	10th Percentile (Annual)	25th Percentile (Annual)	50th Percentile (Annual)	75th Percentile (Annual)	90th Percentile (Annual)
49-9094	Locksmiths and Safe Repairers	20	20.62	\$13.61	\$28,305	10.56	\$8.97	\$10.46	\$13.56	\$16.73	\$18.35	\$18,650	\$21,749	\$28,211	\$34,805	\$38,176
49-9799	Installation, Maintenance, and Repair Workers, All Other*	30	4.99													
51-0000	Production Occupations	3,010	14.19	\$17.13	\$35,639	3.54	\$9.34	\$11.98	\$16.21	\$20.79	\$26.17	\$19,436	\$24,909	\$33,708	\$43,251	\$54,440
51-1011	First-Line Supervisors of Production and Operating Workers	190	15.90	\$30.73	\$63,924	3.33	\$16.33	\$22.39	\$31.50	\$36.84	\$45.71	\$33,969	\$46,571	\$65,521	\$76,629	\$95,079
51-2041	Structural Metal Fabricators and Fitters	70	22.57	\$13.63	\$28,345	10.53	\$9.76	\$10.50	\$12.17	\$15.97	\$20.43	\$20,302	\$21,834	\$25,323	\$33,219	\$42,488
51-2092	Team Assemblers			\$12.85	\$26,723	2.15	\$9.06	\$10.42	\$12.52	\$14.65	\$17.56	\$18,854	\$21,682	\$26,033	\$30,465	\$36,529
51-2099	Assemblers and Fabricators, All Other			\$14.18	\$29,502	2.57	\$10.90	\$12.23	\$13.61	\$15.32	\$17.40	\$22,664	\$25,432	\$28,303	\$31,867	\$36,195
51-3011	Bakers	70	11.02	\$12.55	\$26,094	16.74	\$7.91	\$8.61	\$10.09	\$14.50	\$21.94	\$16,455	\$17,903	\$20,987	\$30,157	\$45,640
51-3021	Butchers and Meat Cutters	70	30.64	\$12.58	\$26,163	7.77	\$7.96	\$8.80	\$11.06	\$16.54	\$20.56	\$16,554	\$18,310	\$23,014	\$34,396	\$42,761
51-4031	Cutting, Punching, and Press Machine Setters, Operators, and Tenders, Metal and Plastic	40	47.69	\$16.50	\$34,310	2.96	\$12.22	\$13.31	\$15.68	\$20.02	\$22.13	\$25,411	\$27,675	\$32,611	\$41,643	\$46,040
51-4041	Machinists	70	31.05	\$14.31	\$29,768	5.35	\$9.50	\$10.75	\$13.29	\$17.64	\$21.50	\$19,758	\$22,356	\$27,647	\$36,683	\$44,725
51-4081	Multiple Machine Tool Setters, Operators, and Tenders, Metal and Plastic	40	32.81	\$15.17	\$31,555	4.21	\$12.07	\$12.97	\$14.47	\$17.13	\$20.17	\$25,103	\$26,976	\$30,097	\$35,620	\$41,953
51-4121	Welders, Cutters, Solderers, and Brazers	140	19.94	\$18.67	\$38,829	6.46	\$11.82	\$13.41	\$19.02	\$22.10	\$27.86	\$24,586	\$27,890	\$39,562	\$45,977	\$57,951
51-5111	Prepress Technicians and Workers	10	43.16	\$14.98	\$31,156	8.37	\$8.69	\$14.44	\$16.04	\$17.36	\$18.15	\$18,074	\$30,037	\$33,357	\$36,106	\$37,756
51-5112	Printing Press Operators	40	23.65	\$17.24	\$35,865	6.49	\$11.84	\$13.38	\$16.74	\$21.33	\$24.65	\$24,619	\$27,838	\$34,815	\$44,372	\$51,280
51-6011	Laundry and Dry-Cleaning Workers			\$9.08	\$18,880	2.83	\$7.68	\$8.13	\$8.88	\$9.94	\$11.03	\$15,971	\$16,910	\$18,475	\$22,673	\$22,934
51-8021	Stationary Engineers and Boiler Operators	10	0.14	\$22.27	\$46,323	3.47	\$15.13	\$17.67	\$23.67	\$26.45	\$28.11	\$31,466	\$36,761	\$49,228	\$55,009	\$58,478
51-8031	Water and Wastewater Treatment Plant and System Operators	80	7.07	\$21.04	\$43,769	2.24	\$15.18	\$17.53	\$20.78	\$24.59	\$28.43	\$31,578	\$36,470	\$43,229	\$51,149	\$59,125
51-9021	Crushing, Grinding, and Polishing Machine Setters, Operators, and Tenders	10	26.87	\$21.90	\$45,542	12.77	\$12.61	\$14.04	\$24.80	\$27.69	\$29.43	\$26,225	\$29,194	\$51,584	\$57,595	\$61,215
51-9023	Mixing and Blending Machine Setters, Operators, and Tenders	30	36.71	\$22.20	\$46,184	14.45	\$13.88	\$16.45	\$20.81	\$28.43	\$33.68	\$28,867	\$34,220	\$43,289	\$59,135	\$70,052
51-9051	Furnace, Kiln, Oven, Drier, and Kettle Operators and Tenders	10	27.01	\$18.12	\$37,693	14.93	\$12.28	\$13.21	\$14.93	\$25.10	\$27.95	\$25,540	\$27,481	\$31,052	\$52,204	\$58,131
51-9061	Inspectors, Testers, Sorters, Samplers, and Weighers	190	12.64	\$19.40	\$40,351	4.78	\$13.33	\$16.83	\$20.04	\$22.04	\$23.19	\$27,721	\$35,004	\$41,689	\$45,837	\$48,226
51-9081	Dental Laboratory Technicians	20	49.76	\$19.03	\$39,581	21.52	\$9.61	\$14.58	\$16.43	\$18.24	\$34.62	\$19,997	\$30,328	\$34,172	\$37,930	\$72,001
51-9083	Ophthalmic Laboratory Technicians	70	14.73	\$19.00	\$39,521	10.58	\$11.36	\$14.97	\$19.26	\$23.15	\$26.84	\$23,625	\$31,139	\$40,056	\$48,143	\$55,828
51-9111	Packaging and Filling Machine Operators and Tenders			\$15.45	\$32,135	3.82	\$10.10	\$11.82	\$15.42	\$17.68	\$21.81	\$21,009	\$24,583	\$32,076	\$36,781	\$45,358
51-9121	Coating, Painting, and Spraying Machine Setters, Operators, and Tenders	20	20.75	\$13.07	\$27,185	6.94	\$9.97	\$11.05	\$12.86	\$14.79	\$17.15	\$20,738	\$22,984	\$26,745	\$30,767	\$35,672
51-9122	Painters, Transportation Equipment	20	22.93	\$27.53	\$57,268	6.17	\$16.46	\$19.02	\$26.90	\$32.80	\$36.82	\$34,247	\$39,555	\$55,959	\$68,230	\$76,584
51-9151	Photographic Process Workers and Processing Machine Operators	20	27.79	\$13.72	\$28,545	6.59	\$9.68	\$10.70	\$13.16	\$16.65	\$18.79	\$20,131	\$22,261	\$27,374	\$34,631	\$39,074
51-9198	Helpers--Production Workers	90	30.13	\$16.22	\$33,742	8.67	\$11.10	\$14.58	\$16.64	\$18.42	\$21.11	\$23,088	\$30,331	\$34,603	\$38,304	\$43,910
51-9399	Production Workers, All Other*	30	32.41	\$14.96	\$31,115	8.60	\$8.55	\$10.49	\$15.28	\$17.63	\$22.08	\$17,782	\$21,824	\$31,790	\$36,678	\$45,925
53-0000	Transportation and Material Moving Occupations	2,590	6.65	\$14.45	\$30,057	3.74	\$8.25	\$9.80	\$14.20	\$17.48	\$21.32	\$17,167	\$20,382	\$29,541	\$36,350	\$44,337
53-1021	First-Line Supervisors of Helpers, Laborers, and Material Movers, Hand	20	26.96	\$21.07	\$43,828	10.01	\$12.35	\$14.45	\$19.73	\$23.02	\$36.86	\$25,683	\$30,055	\$41,035	\$47,876	\$76,659
53-1031	First-Line Supervisors of Transportation and Material-Moving Machine and Vehicle Operators	40	24.99	\$24.02	\$49,969	9.24	\$13.53	\$17.04	\$20.88	\$32.79	\$40.75	\$28,141	\$35,434	\$43,429	\$68,196	\$84,761
53-3031	Driver/Sales Workers			\$12.66	\$26,325	5.91	\$7.87	\$8.62	\$11.81	\$16.35	\$18.41	\$16,364	\$17,939	\$24,560	\$34,008	\$38,296
53-3032	Heavy and Tractor-Trailer Truck Drivers	260	16.18	\$16.52	\$34,361	5.75	\$9.19	\$13.14	\$15.68	\$18.32	\$25.58	\$19,106	\$27,324	\$32,617	\$38,103	\$53,210
53-3033	Light Truck or Delivery Services Drivers	400	16.70	\$14.39	\$29,928	9.55	\$8.04	\$8.91	\$11.17	\$19.26	\$26.95	\$16,721	\$18,528	\$23,232	\$40,071	\$56,046
53-3041	Taxi Drivers and Chauffeurs	10	38.15	\$11.32	\$23,555	6.10	\$9.65	\$10.09	\$10.84	\$11.58	\$15.84	\$20,066	\$20,992	\$22,537	\$24,081	\$32,957
53-3099	Motor Vehicle Operators, All Other			\$15.92	\$33,117	3.45	\$12.64	\$13.64	\$15.42	\$17.96	\$20.57	\$26,298	\$28,373	\$32,081	\$37,361	\$42,786
53-6031	Automotive and Watercraft Service Attendants	50	20.47	\$10.16	\$21,142	2.59	\$8.03	\$9.00	\$10.16	\$11.16	\$12.39	\$16,692	\$18,724	\$21,123	\$23,209	\$25,766
53-7051	Industrial Truck and Tractor Operators	130	21.26	\$11.75	\$24,439	5.11	\$8.00	\$8.84	\$10.83	\$14.31	\$17.44	\$16,633	\$18,394	\$22,518	\$29,757	\$36,282
53-7061	Cleaners of Vehicles and Equipment	80	26.88	\$10.05	\$20,894	6.13	\$7.75	\$8.33	\$9.30	\$11.25	\$13.42	\$16,123	\$17,327	\$19,339	\$23,404	\$27,905
53-7062	Laborers and Freight, Stock, and Material Movers, Hand	740	7.87	\$13.94	\$28,990	6.60	\$8.65	\$10.76	\$15.13	\$17.07	\$18.18	\$17,984	\$22,380	\$31,473	\$35,501	\$37,813

Occupational Code	Occupational Title	Employment Estimate	Employment Percentage Relative Standard Error	Average Hourly Wage	Average Annual Wage	Wage Percentage Relative Standard Error	10th Percentile (Hourly)	25th Percentile (Hourly)	50th Percentile (Hourly)	75th Percentile (Hourly)	90th Percentile (Hourly)	10th Percentile (Annual)	25th Percentile (Annual)	50th Percentile (Annual)	75th Percentile (Annual)	90th Percentile (Annual)
53-7064	Packers and Packagers, Hand	120	22.56	\$13.34	\$27,745	16.95	\$7.88	\$8.62	\$15.49	\$17.19	\$18.21	\$16,391	\$17,932	\$32,210	\$35,746	\$37,867
53-7081	Refuse and Recyclable Material Collectors	80	44.78	\$12.94	\$26,906	6.95	\$8.34	\$9.95	\$13.16	\$15.84	\$17.52	\$17,357	\$20,698	\$27,381	\$32,941	\$36,447
53-7199	Material Moving Workers, All Other	30	17.66	\$17.87	\$37,167	4.99	\$15.56	\$16.43	\$17.86	\$18.74	\$20.86	\$32,363	\$34,177	\$37,150	\$38,989	\$43,394

Occupational Code	Occupational Title	Employment Estimate	Employment Percentage Relative Standard Error	Average Hourly Wage	Average Annual Wage	Wage Percentage Relative Standard Error	10th Percentile (Hourly)	25th Percentile (Hourly)	50th Percentile (Hourly)	75th Percentile (Hourly)	90th Percentile (Hourly)	10th Percentile (Annual)	25th Percentile (Annual)	50th Percentile (Annual)	75th Percentile (Annual)	90th Percentile (Annual)
00-0000	All Occupations	65,980	2.78	\$16.67	\$34,683	1.90	\$8.25	\$9.53	\$13.61	\$20.12	\$28.84	\$17,164	\$19,828	\$28,306	\$41,851	\$59,996
11-0000	Management Occupations	2,540	3.63	\$34.57	\$71,899	3.48	\$14.82	\$23.05	\$32.40	\$41.83	\$54.45	\$30,816	\$47,947	\$67,394	\$87,010	\$113,259
11-1011	Chief Executives	60	5.34	\$38.55	\$80,191	6.39	\$16.86	\$31.74	\$38.85	\$49.64	\$55.92	\$35,078	\$66,022	\$80,810	\$103,254	\$116,305
11-1021	General and Operations Managers	1,130	6.98	\$40.45	\$84,129	3.86	\$19.61	\$26.89	\$35.41	\$45.87	\$62.78	\$40,786	\$55,930	\$73,660	\$95,417	\$130,580
11-1031	Legislators	240	27.13	\$13.33	\$27,734	8.20	\$7.77	\$8.35	\$9.31	\$15.08	\$25.14	\$16,170	\$17,363	\$19,358	\$31,359	\$52,281
11-3011	Administrative Services Managers	60	5.81	\$34.34	\$71,417	4.22	\$23.52	\$27.06	\$34.49	\$41.63	\$45.19	\$48,917	\$56,291	\$71,740	\$86,595	\$93,994
11-3021	Computer and Information Systems Managers	20	35.33	\$54.48	\$113,327	6.16	\$34.74	\$44.23	\$54.52	\$67.32	\$79.65	\$72,265	\$91,993	\$113,401	\$140,024	\$165,673
11-3031	Financial Managers	80	24.25	\$39.77	\$82,729	8.22	\$20.71	\$24.94	\$37.84	\$53.83	\$64.69	\$43,086	\$51,868	\$78,707	\$111,971	\$134,561
11-3051	Industrial Production Managers	10	34.98	\$53.37	\$111,008	3.72	\$42.51	\$48.83	\$54.15	\$61.19	\$68.86	\$88,427	\$101,577	\$112,638	\$127,276	\$143,224
11-9021	Construction Managers	60	14.21	\$37.42	\$77,842	9.61	\$25.84	\$29.46	\$35.75	\$43.38	\$52.63	\$53,751	\$61,286	\$74,356	\$90,222	\$109,461
11-9031	Education Administrators, Preschool and Childcare Center/Program	20	36.48	\$24.67	\$51,308	4.76	\$18.28	\$20.57	\$24.66	\$28.73	\$33.43	\$38,024	\$42,795	\$51,299	\$59,756	\$69,544
11-9032	Education Administrators, Elementary and Secondary School	220	11.77		\$65,369	2.59						\$45,386	\$57,476	\$67,167	\$74,346	\$84,160
11-9033	Education Administrators, Postsecondary	60	18.57	\$30.71	\$63,877	11.30	\$13.88	\$20.13	\$28.94	\$40.27	\$50.84	\$28,875	\$41,875	\$60,204	\$83,764	\$105,739
11-9051	Food Service Managers			\$27.24	\$56,666	7.99	\$19.56	\$20.75	\$22.73	\$27.54	\$51.17	\$40,689	\$43,162	\$47,283	\$57,288	\$106,436
11-9111	Medical and Health Services Managers	150	10.37	\$36.29	\$75,490	3.39	\$22.24	\$30.49	\$35.43	\$42.26	\$47.06	\$46,253	\$63,411	\$73,692	\$87,908	\$97,878
11-9121	Natural Sciences Managers	20	13.83	\$44.34	\$92,220	2.18	\$35.33	\$38.59	\$43.28	\$51.13	\$55.79	\$73,494	\$80,270	\$90,020	\$106,353	\$116,041
11-9131	Postmasters and Mail Superintendents	120	0.02	\$25.09	\$52,178	0.80	\$12.59	\$19.29	\$24.91	\$30.31	\$33.98	\$26,177	\$40,118	\$51,807	\$63,051	\$70,668
11-9151	Social and Community Service Managers	60	14.84	\$27.64	\$57,496	5.63	\$16.55	\$20.40	\$25.87	\$34.46	\$42.46	\$34,425	\$42,436	\$53,800	\$71,670	\$88,321
11-9161	Emergency Management Directors	20	22.30	\$21.24	\$44,184	8.83	\$8.99	\$12.92	\$20.09	\$27.81	\$39.07	\$18,706	\$26,882	\$41,785	\$57,850	\$81,262
11-9199	Managers, All Other	150	11.91	\$30.34	\$63,098	5.27	\$14.99	\$19.87	\$29.91	\$40.42	\$45.31	\$31,177	\$41,326	\$62,208	\$84,068	\$94,240
13-0000	Business and Financial Operations Occupations	1,950	4.60	\$25.37	\$52,769	2.63	\$13.25	\$16.64	\$22.36	\$30.85	\$41.90	\$27,569	\$34,607	\$46,508	\$64,175	\$87,156
13-1023	Purchasing Agents, Except Wholesale, Retail, and Farm Products	40	14.86	\$21.79	\$45,333	4.72	\$12.83	\$14.87	\$19.58	\$25.75	\$35.46	\$26,685	\$30,935	\$40,725	\$53,568	\$73,763
13-1031	Claims Adjusters, Examiners, and Investigators	40	32.11	\$31.81	\$66,155	8.74	\$15.50	\$22.81	\$30.71	\$39.66	\$48.51	\$32,239	\$47,447	\$63,878	\$82,494	\$100,906
13-1041	Compliance Officers	160	8.46	\$24.94	\$51,865	2.40	\$16.61	\$19.17	\$23.81	\$29.35	\$33.62	\$34,552	\$39,864	\$49,528	\$61,044	\$69,937
13-1051	Cost Estimators	40	24.90	\$25.24	\$52,493	7.33	\$15.04	\$17.32	\$22.41	\$31.86	\$41.75	\$31,278	\$36,018	\$46,610	\$66,265	\$86,832
13-1078	Human Resources, Training, and Labor Relations Specialists, All Other*	90	10.69	\$22.56	\$46,929	4.32	\$14.74	\$16.81	\$21.13	\$27.57	\$33.95	\$30,669	\$34,966	\$43,949	\$57,351	\$70,616
13-1081	Logisticians			\$48.65	\$101,198	9.84	\$26.99	\$36.43	\$51.24	\$61.80	\$69.34	\$56,133	\$75,764	\$106,582	\$128,553	\$144,223
13-1111	Management Analysts	30	25.09	\$22.31	\$46,415	9.22	\$13.64	\$16.51	\$20.58	\$23.47	\$39.17	\$28,362	\$34,334	\$42,797	\$48,821	\$81,466
13-1151	Training and Development Specialists	80	35.03	\$25.34	\$52,715	5.88	\$12.60	\$14.07	\$20.84	\$29.35	\$51.97	\$26,202	\$29,271	\$43,343	\$61,057	\$108,104
13-1161	Market Research Analysts and Marketing Specialists*	40	26.83	\$25.87	\$53,815	8.19	\$13.19	\$18.28	\$25.45	\$31.51	\$40.32	\$27,445	\$38,026	\$52,939	\$65,548	\$83,875
13-1199	Business Operations Specialists, All Other*	420	9.32	\$24.34	\$50,634	4.75	\$12.98	\$16.06	\$22.26	\$31.26	\$38.59	\$27,006	\$33,398	\$46,306	\$65,017	\$80,275
13-2011	Accountants and Auditors	400	9.59	\$29.16	\$60,654	6.52	\$16.09	\$18.74	\$22.98	\$32.85	\$50.51	\$33,466	\$38,975	\$47,803	\$68,327	\$105,063
13-2021	Appraisers and Assessors of Real Estate	110	17.31	\$15.61	\$32,475	10.89	\$8.38	\$9.97	\$14.06	\$17.88	\$26.16	\$17,432	\$20,730	\$29,238	\$37,194	\$54,414
13-2052	Personal Financial Advisors			\$29.52	\$61,410	12.14	\$15.64	\$16.62	\$18.24	\$34.74	\$66.31	\$32,537	\$34,562	\$37,937	\$72,257	\$137,930
13-2072	Loan Officers	360	13.78	\$25.57	\$53,178	4.92	\$14.34	\$17.21	\$24.14	\$31.89	\$41.89	\$29,825	\$35,798	\$50,205	\$66,334	\$87,127
13-2082	Tax Preparers			\$19.91	\$41,406	27.64	\$9.77	\$10.37	\$11.37	\$24.37	\$52.08	\$20,329	\$21,576	\$23,654	\$50,691	\$108,323
15-0000	Computer and Mathematical Occupations	450	17.02	\$26.88	\$55,918	4.55	\$13.17	\$17.31	\$24.84	\$34.58	\$43.68	\$27,386	\$36,002	\$51,674	\$71,918	\$90,845
15-1121	Computer Systems Analysts			\$35.62	\$74,080	3.78	\$21.55	\$29.35	\$38.97	\$42.80	\$45.09	\$44,820	\$61,040	\$81,048	\$89,015	\$93,795
15-1132	Software Developers, Applications	40	30.56	\$29.74	\$61,862	16.75	\$13.06	\$16.87	\$28.28	\$38.88	\$51.64	\$27,160	\$35,087	\$58,823	\$80,862	\$107,413
15-1142	Network and Computer Systems Administrators*	140	16.09	\$27.33	\$56,848	6.06	\$14.57	\$19.45	\$24.88	\$33.84	\$41.35	\$30,309	\$40,464	\$51,749	\$70,396	\$86,000
15-1150	Computer Support Specialists	150	17.96	\$18.52	\$38,526	3.29	\$11.65	\$13.96	\$17.39	\$22.17	\$27.84	\$24,238	\$29,038	\$36,165	\$46,113	\$57,906
15-1799	Computer Occupations, All Other*	30	46.26	\$35.65	\$74,154	5.04	\$25.97	\$30.41	\$34.06	\$40.80	\$52.43	\$54,028	\$63,256	\$70,853	\$84,857	\$109,045
17-0000	Architecture and Engineering Occupations	330	19.12	\$32.41	\$67,414	6.35	\$16.18	\$22.01	\$28.94	\$39.07	\$53.01	\$33,660	\$45,787	\$60,205	\$81,267	\$110,269
17-1022	Surveyors	10	34.45	\$22.69	\$47,193	6.42	\$15.13	\$19.67	\$23.72	\$27.28	\$29.57	\$31,461	\$40,922	\$49,329	\$56,745	\$61,508
17-2051	Civil Engineers	70	6.28	\$37.68	\$78,380	13.73	\$20.85	\$24.31	\$35.43	\$43.76	\$64.95	\$43,364	\$50,567	\$73,701	\$91,018	\$135,087
17-2071	Electrical Engineers	10	48.50	\$39.31	\$81,769	5.65	\$31.74	\$34.62	\$39.06	\$43.97	\$48.53	\$66,012	\$72,005	\$81,238	\$91,465	\$100,953
17-2141	Mechanical Engineers			\$40.50	\$84,231	7.86	\$25.63	\$28.83	\$42.47	\$50.64	\$55.40	\$53,308	\$59,975	\$88,343	\$105,331	\$115,235
17-3029	Engineering Technicians, Except Drafters, All Other	30	20.77	\$27.12	\$56,414	2.55	\$22.02	\$22.69	\$28.29	\$29.66	\$33.74	\$45,799	\$47,188	\$58,838	\$61,691	\$70,172
17-3031	Surveying and Mapping Technicians			\$20.14	\$41,894	3.09	\$12.16	\$15.06	\$18.36	\$24.33	\$30.09	\$25,296	\$31,323	\$38,179	\$50,609	\$62,580

Occupational Code	Occupational Title	Employment Estimate	Employment Percentage Relative Standard Error	Average Hourly Wage	Average Annual Wage	Wage Percentage Relative Standard Error	10th Percentile (Hourly)	25th Percentile (Hourly)	50th Percentile (Hourly)	75th Percentile (Hourly)	90th Percentile (Hourly)	10th Percentile (Annual)	25th Percentile (Annual)	50th Percentile (Annual)	75th Percentile (Annual)	90th Percentile (Annual)
19-0000	Life, Physical, and Social Science Occupations	510	4.15	\$26.80	\$55,740	1.99	\$13.46	\$18.65	\$25.86	\$33.11	\$39.69	\$27,990	\$38,786	\$53,784	\$68,874	\$82,562
19-1029	Biological Scientists, All Other	30	0.05	\$29.99	\$62,370	1.36	\$13.46	\$25.86	\$31.74	\$35.88	\$39.70	\$27,991	\$53,778	\$66,009	\$74,620	\$82,569
19-2042	Geoscientists, Except Hydrologists and Geographers	30	18.94	\$31.77	\$66,092	3.76	\$20.55	\$23.25	\$32.15	\$35.21	\$48.78	\$42,739	\$48,358	\$66,876	\$73,242	\$101,463
19-3031	Clinical, Counseling, and School Psychologists	60	6.96	\$39.98	\$83,162	5.64	\$26.67	\$30.80	\$36.79	\$43.02	\$63.59	\$55,466	\$64,058	\$76,528	\$89,477	\$132,269
19-3051	Urban and Regional Planners	10	15.72	\$22.89	\$47,614	3.39	\$15.05	\$19.57	\$23.22	\$27.09	\$29.47	\$31,308	\$40,702	\$48,304	\$56,337	\$61,290
19-4093	Forest and Conservation Technicians	110	15.60	\$16.92	\$35,191	2.05	\$11.98	\$13.45	\$15.30	\$19.02	\$24.78	\$24,927	\$27,984	\$31,833	\$39,554	\$51,544
21-0000	Community and Social Service Occupations	1,860	5.41	\$17.90	\$37,222	4.01	\$9.11	\$11.81	\$16.79	\$22.57	\$28.41	\$18,942	\$24,563	\$34,924	\$46,939	\$59,097
21-1011	Substance Abuse and Behavioral Disorder Counselors	60	17.79	\$20.71	\$43,083	5.01	\$14.30	\$16.31	\$19.91	\$25.62	\$28.51	\$29,734	\$33,923	\$41,407	\$53,290	\$59,309
21-1012	Educational, Guidance, School, and Vocational Counselors	230	11.45	\$18.99	\$39,506	2.86	\$13.19	\$15.65	\$18.30	\$21.99	\$26.62	\$27,434	\$32,546	\$38,055	\$45,743	\$55,361
21-1013	Marriage and Family Therapists	30	6.83	\$15.94	\$33,146	2.66	\$12.61	\$14.18	\$16.05	\$17.72	\$18.89	\$26,234	\$29,498	\$33,387	\$36,852	\$39,286
21-1014	Mental Health Counselors	200	8.94	\$16.90	\$35,153	8.46	\$8.27	\$9.47	\$15.17	\$21.95	\$28.09	\$17,204	\$19,703	\$31,552	\$45,648	\$58,420
21-1015	Rehabilitation Counselors	220	31.90	\$14.15	\$29,437	6.87	\$8.12	\$9.15	\$11.11	\$17.82	\$25.13	\$16,886	\$19,027	\$23,110	\$37,058	\$52,262
21-1021	Child, Family, and School Social Workers	340	9.42	\$17.38	\$36,148	3.75	\$9.35	\$12.02	\$16.22	\$21.78	\$27.00	\$19,447	\$25,000	\$33,739	\$45,304	\$56,165
21-1022	Healthcare Social Workers	90	11.53	\$19.08	\$39,687	5.08	\$9.19	\$13.03	\$18.76	\$23.98	\$28.92	\$19,111	\$27,111	\$39,017	\$49,872	\$60,145
21-1023	Mental Health and Substance Abuse Social Workers			\$16.39	\$34,084	2.79	\$10.81	\$12.57	\$14.66	\$18.33	\$25.67	\$22,482	\$26,151	\$30,483	\$38,120	\$53,385
21-1029	Social Workers, All Other	60	24.24	\$22.19	\$46,164	3.22	\$16.24	\$18.84	\$21.77	\$25.73	\$28.50	\$33,769	\$39,191	\$45,275	\$53,517	\$59,282
21-1091	Health Educators	50	37.93	\$17.81	\$37,039	3.41	\$10.13	\$12.76	\$16.25	\$21.75	\$27.09	\$21,078	\$26,539	\$33,798	\$45,231	\$56,345
21-1093	Social and Human Service Assistants	190	18.10	\$12.54	\$26,090	3.19	\$8.57	\$9.83	\$11.46	\$14.22	\$17.53	\$17,829	\$20,446	\$23,839	\$29,572	\$36,461
21-1798	Community and Social Service Specialists, All Other*			\$19.49	\$40,550	7.13	\$8.38	\$10.57	\$17.77	\$24.37	\$34.67	\$17,428	\$21,977	\$36,967	\$50,700	\$72,104
21-2011	Clergy			\$17.90	\$37,224	8.22	\$13.02	\$15.00	\$16.59	\$18.18	\$26.99	\$27,087	\$31,190	\$34,516	\$37,825	\$56,147
23-0000	Legal Occupations	280	6.73	\$30.23	\$62,869	10.68	\$13.21	\$16.55	\$24.81	\$34.82	\$59.74	\$27,470	\$34,434	\$51,609	\$72,425	\$124,255
23-1011	Lawyers	80	24.67	\$36.91	\$76,779	16.62	\$23.78	\$25.67	\$28.38	\$37.24	\$76.75	\$49,468	\$53,403	\$59,031	\$77,457	\$159,649
23-1023	Judges, Magistrate Judges, and Magistrates	50	12.84													
23-2011	Paralegals and Legal Assistants*			\$15.74	\$32,743	6.37	\$10.31	\$11.63	\$15.88	\$17.93	\$20.91	\$21,439	\$24,198	\$33,033	\$37,292	\$43,491
23-2093	Title Examiners, Abstractors, and Searchers	40	22.52	\$16.31	\$33,917	5.70	\$12.27	\$13.07	\$14.41	\$17.50	\$25.80	\$25,528	\$27,196	\$29,975	\$36,406	\$53,661
23-2099	Legal Support Workers, All Other	30	35.97	\$22.18	\$46,143	5.78	\$13.55	\$16.58	\$21.53	\$27.78	\$32.42	\$28,187	\$34,477	\$44,776	\$57,790	\$67,424
25-0000	Education, Training, and Library Occupations	5,740	3.50	\$17.84	\$37,108	1.74	\$10.13	\$13.27	\$17.28	\$21.69	\$26.50	\$21,067	\$27,593	\$35,932	\$45,115	\$55,128
25-1011	Business Teachers, Postsecondary	40	12.57		\$53,817	6.71						\$35,378	\$42,003	\$48,841	\$66,026	\$74,985
25-1021	Computer Science Teachers, Postsecondary	20	22.03		\$54,533	9.86						\$22,824	\$50,183	\$59,317	\$68,164	\$73,470
25-1022	Mathematical Science Teachers, Postsecondary	20	23.47		\$50,021	7.68						\$32,068	\$37,810	\$49,170	\$59,429	\$75,914
25-1041	Agricultural Sciences Teachers, Postsecondary	40	20.44		\$54,867	18.69						\$30,357	\$35,809	\$43,865	\$71,909	\$103,911
25-1042	Biological Science Teachers, Postsecondary	20	14.92		\$58,878	7.29						\$35,274	\$45,299	\$58,076	\$73,713	\$86,984
25-1066	Psychology Teachers, Postsecondary	20	8.69		\$50,651	8.20						\$39,318	\$41,972	\$46,351	\$59,636	\$77,300
25-1072	Nursing Instructors and Teachers, Postsecondary	30	28.96		\$54,656	5.18						\$39,605	\$44,968	\$53,322	\$61,646	\$78,166
25-1081	Education Teachers, Postsecondary	30	16.01		\$49,197	4.83						\$35,207	\$40,936	\$45,930	\$59,250	\$71,254
25-1121	Art, Drama, and Music Teachers, Postsecondary	40	26.13		\$51,464	3.75						\$35,089	\$41,518	\$48,380	\$61,157	\$73,844
25-1122	Communications Teachers, Postsecondary	10	32.86		\$54,348	9.83						\$23,183	\$43,786	\$55,301	\$68,205	\$78,052
25-1123	English Language and Literature Teachers, Postsecondary	20	22.10		\$51,387	5.14						\$32,627	\$36,662	\$48,224	\$60,022	\$83,792
25-1125	History Teachers, Postsecondary	10	37.22		\$49,359	8.48						\$29,210	\$39,451	\$46,304	\$57,379	\$79,725
25-1194	Vocational Education Teachers, Postsecondary	130	8.19	\$24.78	\$51,539	6.22	\$16.14	\$24.03	\$25.72	\$26.58	\$30.37	\$33,571	\$49,976	\$53,491	\$55,295	\$63,175
25-2011	Preschool Teachers, Except Special Education	220	36.48	\$13.97	\$29,057	8.45	\$8.67	\$10.34	\$13.65	\$17.07	\$19.66	\$18,026	\$21,510	\$28,388	\$35,499	\$40,887
25-2012	Kindergarten Teachers, Except Special Education	150	3.21		\$38,052	3.22						\$31,112	\$33,342	\$36,940	\$42,587	\$48,000
25-2021	Elementary School Teachers, Except Special Education	1,180	1.49		\$39,942	1.78						\$29,507	\$33,626	\$38,840	\$46,200	\$53,988

Occupational Code	Occupational Title	Employment Estimate	Employment Percentage Relative Standard Error	Average Hourly Wage	Average Annual Wage	Wage Percentage Relative Standard Error	10th Percentile (Hourly)	25th Percentile (Hourly)	50th Percentile (Hourly)	75th Percentile (Hourly)	90th Percentile (Hourly)	10th Percentile (Annual)	25th Percentile (Annual)	50th Percentile (Annual)	75th Percentile (Annual)	90th Percentile (Annual)
25-2022	Middle School Teachers, Except Special and Career/Technical Education	490	2.86		\$40,656	1.76						\$31,846	\$34,443	\$38,873	\$46,270	\$54,290
25-2031	Secondary School Teachers, Except Special and Career/Technical Education	840	13.58		\$39,734	2.78						\$28,953	\$33,406	\$38,657	\$45,828	\$53,578
25-2032	Career/Technical Education Teachers, Secondary School	100	28.33		\$40,258	4.73						\$24,035	\$33,302	\$40,640	\$48,203	\$55,760
25-2041	Special Education Teachers, Preschool, Kindergarten, and Elementary School*	190	12.92		\$42,454	3.02						\$31,029	\$34,196	\$40,303	\$47,852	\$58,388
25-2053	Special Education Teachers, Middle School	70	9.35		\$42,693	2.93						\$30,831	\$34,952	\$41,341	\$47,366	\$57,713
25-2054	Special Education Teachers, Secondary School	100	2.92		\$42,841	2.55						\$32,063	\$34,416	\$38,458	\$47,572	\$58,550
25-3011	Adult Basic and Secondary Education and Literacy Teachers and Instructors	170	29.85	\$14.22	\$29,585	6.43	\$9.75	\$10.37	\$11.40	\$16.57	\$20.68	\$20,282	\$21,568	\$23,710	\$34,475	\$43,017
25-3021	Self-Enrichment Education Teachers	20	32.70	\$17.91	\$37,251	4.01	\$12.91	\$14.64	\$16.75	\$19.42	\$25.91	\$26,848	\$30,443	\$34,844	\$40,388	\$53,898
25-3999	Teachers and Instructors, All Other*				\$33,590	5.34						\$25,290	\$27,910	\$32,531	\$38,170	\$44,601
25-4021	Librarians	80	25.02	\$22.44	\$46,675	4.13	\$13.39	\$16.20	\$22.09	\$28.31	\$33.42	\$27,854	\$33,690	\$45,938	\$58,887	\$69,513
25-4031	Library Technicians	230	25.18	\$11.61	\$24,157	5.64	\$8.00	\$8.87	\$10.87	\$13.60	\$16.74	\$16,644	\$18,443	\$22,614	\$28,280	\$34,811
25-9021	Farm and Home Management Advisors	20	17.82	\$13.45	\$27,981	3.25	\$8.51	\$10.31	\$13.00	\$15.11	\$19.10	\$17,711	\$21,454	\$27,032	\$31,432	\$39,729
25-9031	Instructional Coordinators	50	20.38	\$30.56	\$63,555	2.77	\$24.21	\$26.68	\$30.22	\$33.94	\$38.45	\$50,364	\$55,486	\$62,852	\$70,593	\$79,977
25-9041	Teacher Assistants	980	6.76		\$23,623	1.96						\$17,104	\$19,646	\$22,542	\$26,799	\$31,139
25-9099	Education, Training, and Library Workers, All Other	20	44.22	\$18.77	\$39,042	2.52	\$15.06	\$16.26	\$18.49	\$21.20	\$22.88	\$31,320	\$33,824	\$38,456	\$44,092	\$47,583
27-0000	Arts, Design, Entertainment, Sports, and Media Occupations	360	11.04	\$16.57	\$34,466	3.13	\$8.87	\$10.91	\$14.60	\$19.58	\$27.96	\$18,448	\$22,695	\$30,378	\$40,723	\$58,167
27-1023	Floral Designers	40	24.57	\$12.10	\$25,174	8.17	\$8.36	\$9.62	\$11.39	\$14.81	\$17.04	\$17,395	\$19,999	\$23,695	\$30,804	\$35,440
27-1024	Graphic Designers	20	47.42	\$17.44	\$36,270	5.63	\$10.49	\$13.35	\$17.66	\$21.37	\$23.84	\$21,818	\$27,771	\$36,734	\$44,441	\$49,577
27-1026	Merchandise Displayers and Window Trimmers			\$12.42	\$25,825	7.71	\$10.19	\$11.27	\$12.67	\$13.80	\$14.49	\$21,187	\$23,432	\$26,349	\$28,713	\$30,132
27-2022	Coaches and Scouts	60	19.95		\$30,556	2.08						\$17,521	\$20,396	\$24,276	\$37,729	\$48,715
27-3022	Reporters and Correspondents	40	47.29	\$11.77	\$24,472	7.33	\$7.94	\$8.80	\$11.34	\$14.08	\$17.03	\$16,518	\$18,304	\$23,584	\$29,288	\$35,431
27-3031	Public Relations Specialists	40	23.15	\$24.09	\$50,102	5.74	\$13.27	\$15.85	\$20.83	\$30.31	\$43.00	\$27,599	\$32,969	\$43,328	\$63,040	\$89,441
27-3041	Editors	20	30.50	\$21.88	\$45,506	11.39	\$13.94	\$16.16	\$18.65	\$29.98	\$33.68	\$28,999	\$33,607	\$38,795	\$62,364	\$70,045
27-3091	Interpreters and Translators	20	24.36	\$18.91	\$39,328	7.43	\$10.46	\$12.79	\$16.09	\$25.24	\$29.00	\$21,762	\$26,610	\$33,472	\$52,508	\$60,329
27-4012	Broadcast Technicians	20	29.34	\$14.17	\$29,482	19.51	\$8.02	\$8.87	\$12.79	\$18.48	\$24.43	\$16,675	\$18,441	\$26,606	\$38,430	\$50,823
29-0000	Healthcare Practitioners and Technical Occupations	3,650	4.34	\$28.73	\$59,754	2.45	\$11.59	\$16.89	\$24.73	\$33.52	\$45.39	\$24,114	\$35,139	\$51,445	\$69,719	\$94,421
29-1011	Chiropractors	20	44.35	\$21.72	\$45,187	11.27	\$15.27	\$16.11	\$17.52	\$28.89	\$34.19	\$31,756	\$33,516	\$36,448	\$60,088	\$71,119
29-1021	Dentists, General			\$44.76	\$93,109	18.40	\$16.84	\$38.29	\$45.58	\$61.33	\$68.76	\$35,020	\$79,634	\$94,808	\$127,567	\$143,018
29-1031	Dietitians and Nutritionists	50	10.60	\$14.97	\$31,128	15.84	\$7.88	\$8.66	\$11.14	\$21.53	\$26.14	\$16,389	\$18,008	\$23,172	\$44,792	\$54,363
29-1041	Optometrists	20	44.52	\$31.70	\$65,935	21.48	\$14.00	\$15.66	\$38.37	\$46.29	\$53.70	\$29,125	\$32,577	\$79,805	\$96,291	\$111,698
29-1051	Pharmacists	100	16.65	\$50.36	\$104,755	6.03	\$26.00	\$47.65	\$53.19	\$58.76	\$68.92	\$54,073	\$99,116	\$110,631	\$122,220	\$143,351
29-1062	Family and General Practitioners	100	12.35	\$92.25	\$191,890	6.46	\$46.17	\$66.89	\$86.98			\$96,038	\$139,133	\$180,913		
29-1066	Psychiatrists			\$76.57	\$159,268	19.98	\$25.26	\$32.37	\$55.38			\$52,534	\$67,321	\$115,197		
29-1067	Surgeons	30	17.57	\$109.21	\$227,166	15.60	\$75.84	\$84.22				\$157,748	\$175,184			
29-1069	Physicians and Surgeons, All Other	30	34.47	\$85.66	\$178,177	15.62	\$43.38	\$69.57	\$82.35			\$90,240	\$144,707	\$171,298		
29-1071	Physician Assistants	70	18.41	\$38.54	\$80,172	8.77	\$13.40	\$37.23	\$41.81	\$46.86	\$54.32	\$27,880	\$77,430	\$86,971	\$97,459	\$112,988
29-1111	Registered Nurses*	1,170	7.54	\$28.41	\$59,091	1.10	\$21.03	\$24.39	\$27.91	\$32.61	\$36.08	\$43,749	\$50,722	\$58,063	\$67,834	\$75,042
29-1122	Occupational Therapists	50	32.81	\$35.54	\$73,927	1.55	\$25.86	\$29.54	\$34.00	\$39.89	\$45.05	\$53,784	\$61,435	\$70,730	\$82,961	\$93,700
29-1123	Physical Therapists	110	48.79	\$39.47	\$82,101	3.72	\$30.15	\$32.59	\$36.70	\$43.40	\$55.44	\$62,707	\$67,790	\$76,337	\$90,264	\$115,307
29-1126	Respiratory Therapists	30	18.77	\$23.05	\$47,946	4.07	\$16.94	\$19.86	\$22.83	\$26.72	\$29.13	\$35,243	\$41,303	\$47,482	\$55,586	\$60,590
29-1127	Speech-Language Pathologists	90	12.31	\$34.84	\$72,465	3.00	\$19.51	\$29.72	\$36.09	\$41.97	\$45.55	\$40,570	\$61,807	\$75,077	\$87,300	\$94,736
29-1131	Veterinarians	30	12.04	\$28.02	\$58,274	12.50	\$16.16	\$18.03	\$26.60	\$38.20	\$42.18	\$33,605	\$37,493	\$55,326	\$79,459	\$87,736
29-1181	Audiologists			\$30.02	\$62,437	8.13	\$20.22	\$29.77	\$32.20	\$34.61	\$36.07	\$42,050	\$61,922	\$66,969	\$71,998	\$75,016
29-2011	Medical and Clinical Laboratory Technologists	60	11.86	\$26.99	\$56,149	1.81	\$21.29	\$24.22	\$26.84	\$29.57	\$34.07	\$44,280	\$50,378	\$55,831	\$61,496	\$70,862
29-2012	Medical and Clinical Laboratory Technicians	30	12.50	\$19.82	\$41,225	3.37	\$12.28	\$17.54	\$20.34	\$22.28	\$25.30	\$25,539	\$36,483	\$42,316	\$46,343	\$52,617
29-2021	Dental Hygienists	70	33.11	\$35.52	\$73,878	7.84	\$21.84	\$31.74	\$38.05	\$41.96	\$44.31	\$45,427	\$66,012	\$79,137	\$87,283	\$92,171
29-2037	Radiologic Technologists and Technicians*	140	18.18	\$26.70	\$55,537	6.13	\$17.16	\$21.26	\$25.94	\$30.79	\$39.78	\$35,685	\$44,222	\$53,959	\$64,042	\$82,751

Occupational Code	Occupational Title	Employment Estimate	Employment-Percentage Relative Standard Error	Average Hourly Wage	Average Annual Wage	Wage Percentage Relative Standard Error	10th Percentile (Hourly)	25th Percentile (Hourly)	50th Percentile (Hourly)	75th Percentile (Hourly)	90th Percentile (Hourly)	10th Percentile (Annual)	25th Percentile (Annual)	50th Percentile (Annual)	75th Percentile (Annual)	90th Percentile (Annual)
29-2041	Emergency Medical Technicians and Paramedics	230	9.98	\$13.42	\$27,914	7.83	\$8.27	\$9.55	\$11.32	\$16.34	\$22.00	\$17,204	\$19,860	\$23,538	\$33,985	\$45,758
29-2051	Dietetic Technicians	40	37.06	\$11.38	\$23,666	7.91	\$7.87	\$8.54	\$12.05	\$13.69	\$14.68	\$16,366	\$17,771	\$25,059	\$28,485	\$30,541
29-2052	Pharmacy Technicians	150	13.90	\$12.10	\$25,166	4.53	\$8.55	\$10.03	\$12.15	\$13.95	\$15.67	\$17,789	\$20,871	\$25,278	\$29,024	\$32,596
29-2054	Respiratory Therapy Technicians			\$19.77	\$41,115	3.85	\$12.41	\$15.48	\$19.85	\$23.06	\$28.67	\$25,817	\$32,205	\$41,285	\$47,960	\$59,644
29-2055	Surgical Technologists	30	33.96	\$17.91	\$37,252	3.58	\$11.74	\$15.23	\$17.41	\$21.03	\$25.17	\$24,412	\$31,684	\$36,211	\$43,746	\$52,350
29-2056	Veterinary Technologists and Technicians	30	28.96	\$11.94	\$24,839	9.08	\$9.71	\$10.13	\$10.83	\$11.53	\$16.50	\$20,192	\$21,065	\$22,521	\$23,977	\$34,327
29-2061	Licensed Practical and Licensed Vocational Nurses	460	8.52	\$18.25	\$37,954	1.54	\$14.92	\$16.02	\$17.77	\$20.16	\$22.86	\$31,036	\$33,314	\$36,961	\$41,931	\$47,554
29-2071	Medical Records and Health Information Technicians	170	15.01	\$15.47	\$32,185	5.28	\$9.77	\$10.94	\$13.49	\$18.30	\$23.04	\$20,318	\$22,745	\$28,051	\$38,060	\$47,925
29-2081	Opticians, Dispensing	40	44.50	\$11.34	\$23,583	9.20	\$8.20	\$9.24	\$10.63	\$13.33	\$16.19	\$17,048	\$19,215	\$22,119	\$27,736	\$33,671
29-2799	Health Technologists and Technicians, All Other*	50	17.01	\$18.15	\$37,746	5.55	\$11.94	\$13.45	\$17.11	\$23.30	\$26.83	\$24,830	\$27,973	\$35,586	\$48,457	\$55,798
29-9011	Occupational Health and Safety Specialists	30	48.10	\$26.54	\$55,201	17.39	\$12.92	\$14.38	\$25.36	\$33.40	\$50.13	\$26,876	\$29,919	\$52,747	\$69,463	\$104,279
29-9799	Healthcare Practitioners and Technical Workers, All Other*	20	0.08	\$15.59	\$32,424	1.97	\$10.58	\$11.99	\$13.67	\$19.79	\$24.14	\$22,009	\$24,944	\$28,427	\$41,153	\$50,210
31-0000	Healthcare Support Occupations	2,330	6.29	\$11.64	\$24,207	1.79	\$8.26	\$9.45	\$10.75	\$12.87	\$16.23	\$17,182	\$19,650	\$22,352	\$26,766	\$33,759
31-1011	Home Health Aides	500	19.00	\$9.50	\$19,770	2.02	\$7.74	\$8.24	\$9.07	\$10.46	\$11.74	\$16,109	\$17,139	\$18,857	\$21,754	\$24,428
31-1012	Nursing Aides, Orderlies, and Attendants*	1,240	6.92	\$10.83	\$22,518	1.63	\$8.56	\$9.67	\$10.64	\$11.63	\$13.70	\$17,813	\$20,116	\$22,129	\$24,184	\$28,505
31-2011	Occupational Therapy Assistants	20	12.70	\$20.87	\$43,418	3.30	\$15.72	\$17.00	\$19.44	\$24.55	\$28.55	\$32,692	\$35,360	\$40,437	\$51,069	\$59,384
31-2021	Physical Therapist Assistants	50	13.36	\$21.28	\$44,271	2.73	\$15.62	\$17.89	\$20.39	\$22.76	\$30.67	\$32,484	\$37,218	\$42,418	\$47,331	\$63,790
31-2022	Physical Therapist Aides	40	23.01	\$14.49	\$30,133	7.58	\$9.89	\$10.62	\$12.42	\$18.50	\$21.78	\$22,096	\$25,831	\$38,473	\$45,301	
31-9011	Massage Therapists			\$28.85	\$60,012	19.61	\$10.51	\$19.16	\$36.75	\$41.30	\$44.03	\$21,859	\$39,855	\$76,443	\$85,908	\$91,587
31-9091	Dental Assistants	130	11.75	\$15.00	\$31,193	3.55	\$10.53	\$13.08	\$15.74	\$17.20	\$18.13	\$21,898	\$27,207	\$32,746	\$35,774	\$37,712
31-9092	Medical Assistants	200	8.57	\$12.48	\$25,960	2.17	\$9.67	\$10.57	\$12.18	\$13.89	\$15.84	\$20,118	\$21,996	\$25,344	\$28,894	\$32,954
31-9094	Medical Transcriptionists	70	35.92	\$16.32	\$33,949	1.54	\$10.83	\$13.73	\$16.35	\$18.46	\$21.96	\$22,519	\$28,563	\$34,014	\$38,387	\$45,673
31-9799	Healthcare Support Workers, All Other*	40	5.35	\$12.94	\$26,920	2.50	\$9.02	\$10.66	\$12.78	\$15.05	\$17.29	\$18,761	\$22,173	\$26,576	\$31,306	\$35,961
33-0000	Protective Service Occupations	2,950	3.19	\$18.50	\$38,481	6.89	\$10.85	\$13.85	\$19.00	\$21.22	\$27.88	\$22,570	\$28,798	\$39,525	\$44,147	\$57,993
33-1012	First-Line Supervisors of Police and Detectives	80	2.87	\$27.90	\$58,024	5.66	\$17.85	\$20.39	\$25.29	\$35.25	\$40.69	\$37,122	\$42,420	\$52,609	\$73,314	\$84,634
33-1021	First-Line Supervisors of Fire Fighting and Prevention Workers	20	17.45	\$23.65	\$49,188	3.77	\$16.81	\$19.91	\$23.57	\$26.57	\$30.53	\$34,959	\$41,414	\$49,029	\$55,266	\$63,505
33-2011	Firefighters	100	25.66	\$16.94	\$35,236	2.87	\$12.67	\$15.37	\$17.02	\$19.02	\$21.99	\$26,353	\$31,972	\$35,393	\$39,553	\$45,744
33-3021	Detectives and Criminal Investigators	40	4.91	\$25.38	\$52,786	5.59	\$14.62	\$17.69	\$25.41	\$32.46	\$35.32	\$30,400	\$36,802	\$52,852	\$67,522	\$73,468
33-3051	Police and Sheriffs Patrol Officers	550	9.54	\$19.38	\$40,306	4.55	\$12.45	\$14.41	\$17.48	\$22.62	\$32.52	\$25,900	\$29,963	\$36,348	\$47,052	\$67,647
33-9032	Security Guards	50	35.41	\$11.36	\$23,621	13.91	\$7.69	\$8.19	\$9.03	\$14.07	\$18.21	\$16,003	\$17,045	\$18,782	\$29,264	\$37,871
33-9092	Lifeguards, Ski Patrol, and Other Recreational Protective Service Workers	100	34.37	\$8.93	\$18,584	3.83	\$7.65	\$8.04	\$8.69	\$9.37	\$10.89	\$15,918	\$16,730	\$18,082	\$19,499	\$22,645
33-9099	Protective Service Workers, All Other *	140	4.61	\$13.00	\$27,043	3.65	\$8.50	\$9.94	\$11.63	\$14.15	\$18.57	\$17,678	\$20,679	\$24,196	\$29,428	\$38,624
35-0000	Food Preparation and Serving Related Occupations	5,530	3.28	\$9.87	\$20,522	2.52	\$7.69	\$8.12	\$8.84	\$10.23	\$13.65	\$16,002	\$16,898	\$18,390	\$21,277	\$28,393
35-1011	Chefs and Head Cooks	30	41.58	\$15.44	\$32,119	10.91	\$8.76	\$11.52	\$15.05	\$17.68	\$21.48	\$18,227	\$23,966	\$31,295	\$36,784	\$44,683
35-1012	First-Line Supervisors of Food Preparation and Serving Workers	370	10.84	\$15.15	\$31,520	5.16	\$10.45	\$11.76	\$13.58	\$16.52	\$23.37	\$21,728	\$24,464	\$28,240	\$34,360	\$48,610
35-2011	Cooks, Fast Food	280	34.94	\$8.46	\$17,593	3.58	\$7.69	\$8.00	\$8.52	\$9.05	\$9.36	\$15,986	\$16,639	\$17,726	\$18,814	\$19,466
35-2012	Cooks, Institution and Cafeteria	510	8.82	\$11.18	\$23,263	7.69	\$7.80	\$8.42	\$9.56	\$12.06	\$20.36	\$16,229	\$17,510	\$19,894	\$25,078	\$42,353
35-2014	Cooks, Restaurant	490	18.91	\$10.04	\$20,879	5.65	\$7.84	\$8.44	\$9.43	\$11.39	\$13.34	\$16,300	\$17,559	\$19,625	\$23,698	\$27,746
35-2015	Cooks, Short Order			\$8.48	\$17,629	5.99	\$7.56	\$7.86	\$8.36	\$8.85	\$9.15	\$15,727	\$16,348	\$17,383	\$18,418	\$19,039
35-2021	Food Preparation Workers	450	8.44	\$10.37	\$21,564	2.69	\$7.86	\$8.53	\$9.80	\$11.56	\$13.89	\$16,358	\$17,750	\$20,374	\$24,049	\$28,896
35-3011	Bartenders	230	27.86	\$11.75	\$24,448	15.16	\$7.74	\$8.27	\$9.14	\$14.34	\$20.84	\$16,104	\$17,191	\$19,003	\$29,835	\$43,340
35-3021	Combined Food Preparation and Serving Workers, Including Fast Food	1,290	20.97	\$8.46	\$17,596	1.92	\$7.60	\$7.92	\$8.46	\$8.99	\$9.33	\$15,817	\$16,482	\$17,590	\$18,699	\$19,401
35-3022	Counter Attendants, Cafeteria, Food Concession, and Coffee Shop			\$8.45	\$17,569	3.21	\$7.62	\$7.94	\$8.48	\$9.01	\$9.35	\$15,859	\$16,525	\$17,637	\$18,748	\$19,457
35-3031	Waiters and Waitresses	1,030	12.22	\$9.58	\$19,931	5.04	\$7.66	\$8.04	\$8.66	\$9.29	\$13.73	\$15,929	\$16,713	\$18,021	\$19,330	\$28,565
35-3041	Food Servers, Nonrestaurant	110	30.82	\$8.83	\$18,365	2.41	\$7.64	\$8.02	\$8.65	\$9.29	\$10.71	\$15,900	\$16,685	\$17,995	\$19,317	\$22,275
35-9011	Dining Room and Cafeteria Attendants and Bartender Helpers			\$8.85	\$18,407	4.36	\$7.63	\$8.04	\$8.71	\$9.46	\$10.73	\$15,871	\$16,715	\$18,121	\$19,674	\$22,316

Occupational Code	Occupational Title	Employment Estimate	Employment Percentage Relative Standard Error	Average Hourly Wage	Average Annual Wage	Wage Percentage Relative Standard Error	10th Percentile (Hourly)	25th Percentile (Hourly)	50th Percentile (Hourly)	75th Percentile (Hourly)	90th Percentile (Hourly)	10th Percentile (Annual)	25th Percentile (Annual)	50th Percentile (Annual)	75th Percentile (Annual)	90th Percentile (Annual)
35-9021	Dishwashers	200	21.23	\$8.75	\$18,203	3.73	\$7.65	\$8.02	\$8.63	\$9.25	\$10.56	\$15,918	\$16,683	\$17,960	\$19,236	\$21,971
35-9031	Hosts and Hostesses, Restaurant, Lounge, and Coffee Shop			\$8.83	\$18,377	4.51	\$7.67	\$8.05	\$8.70	\$9.34	\$10.74	\$15,953	\$16,754	\$18,090	\$19,426	\$22,330
37-0000	Building and Grounds Cleaning and Maintenance Occupations	2,500	4.62	\$11.17	\$23,234	2.38	\$7.85	\$8.53	\$9.91	\$12.76	\$16.66	\$16,326	\$17,734	\$20,617	\$26,543	\$34,645
37-1011	First-Line Supervisors of Housekeeping and Janitorial Workers	130	10.62	\$18.67	\$38,832	6.20	\$10.50	\$12.67	\$21.06	\$21.92	\$25.96	\$21,844	\$26,347	\$43,809	\$45,602	\$54,000
37-1012	First-Line Supervisors of Landscaping, Lawn Service, and Groundskeeping Workers	40	23.38	\$20.26	\$42,145	5.02	\$14.84	\$16.74	\$20.11	\$23.24	\$27.37	\$30,872	\$34,812	\$41,835	\$48,344	\$56,921
37-2011	Janitors and Cleaners, Except Maids and Housekeeping Cleaners	1,170	5.60	\$11.04	\$22,968	2.01	\$7.91	\$8.69	\$10.36	\$12.87	\$15.30	\$16,450	\$18,076	\$21,543	\$26,776	\$31,826
37-2012	Maids and Housekeeping Cleaners	770	10.77	\$9.38	\$19,502	2.90	\$7.72	\$8.19	\$8.97	\$10.28	\$11.75	\$16,057	\$17,031	\$18,654	\$21,384	\$24,443
37-3011	Landscaping and Groundskeeping Workers	380	12.38	\$11.61	\$24,154	3.39	\$7.85	\$8.53	\$10.27	\$14.35	\$17.52	\$16,325	\$17,741	\$21,356	\$29,845	\$36,433
37-3012	Pesticide Handlers, Sprayers, and Applicators, Vegetation			\$13.22	\$27,487	5.89	\$10.75	\$12.11	\$13.25	\$14.39	\$15.84	\$22,353	\$25,180	\$27,555	\$29,930	\$32,943
39-0000	Personal Care and Service Occupations	1,680	12.80	\$10.87	\$22,613	2.24	\$7.90	\$8.66	\$9.95	\$11.39	\$14.86	\$16,440	\$18,020	\$20,699	\$23,690	\$30,906
39-1021	First-Line Supervisors of Personal Service Workers	40	33.81	\$16.09	\$33,465	5.80	\$11.31	\$12.73	\$14.76	\$17.67	\$22.63	\$23,519	\$26,488	\$30,705	\$36,746	\$47,068
39-2021	Nonfarm Animal Caretakers	50	18.12	\$8.38	\$17,420	3.17	\$7.63	\$7.94	\$8.46	\$8.99	\$9.30	\$15,860	\$16,513	\$17,601	\$18,689	\$19,342
39-3091	Amusement and Recreation Attendants	90	32.75	\$9.07	\$18,856	3.67	\$7.67	\$8.08	\$8.77	\$9.66	\$11.24	\$15,952	\$16,814	\$18,251	\$20,093	\$23,389
39-4021	Funeral Attendants			\$13.79	\$28,684	6.16	\$8.14	\$9.13	\$13.22	\$16.10	\$23.47	\$16,929	\$18,996	\$27,496	\$33,483	\$48,821
39-4831	Funeral Service Managers, Directors, Morticians, and Undertakers	30	27.36	\$25.14	\$52,299	11.62	\$14.97	\$16.63	\$25.70	\$33.09	\$36.58	\$31,142	\$34,581	\$53,466	\$68,819	\$76,091
39-5012	Hairdressers, Hairstylists, and Cosmetologists	50	29.34	\$11.62	\$24,178	3.34	\$8.72	\$9.87	\$11.19	\$13.08	\$14.33	\$18,145	\$20,530	\$23,279	\$27,201	\$29,802
39-7011	Tour Guides and Escorts			\$11.15	\$23,195	3.84	\$9.41	\$9.96	\$10.88	\$11.45	\$15.05	\$19,579	\$20,708	\$22,623	\$23,825	\$31,310
39-9011	Childcare Workers	300	44.31	\$11.08	\$23,042	4.48	\$8.04	\$9.04	\$10.57	\$12.36	\$15.15	\$16,726	\$18,813	\$21,993	\$25,712	\$31,518
39-9021	Personal Care Aides	750	19.76	\$9.85	\$20,479	2.44	\$7.93	\$8.72	\$9.80	\$10.80	\$11.40	\$16,487	\$18,142	\$20,393	\$22,465	\$23,708
39-9031	Fitness Trainers and Aerobics Instructors	70	29.02	\$14.44	\$30,033	7.95	\$7.91	\$8.66	\$12.31	\$17.91	\$26.87	\$16,451	\$18,014	\$25,608	\$37,257	\$55,900
39-9032	Recreation Workers	190	14.80	\$11.15	\$23,200	5.05	\$7.82	\$8.43	\$9.51	\$13.40	\$17.08	\$16,266	\$17,530	\$19,781	\$27,875	\$35,526
39-9041	Residential Advisors	20	13.34	\$13.08	\$27,208	5.93	\$8.84	\$10.27	\$12.13	\$15.13	\$17.51	\$18,392	\$21,355	\$25,231	\$31,464	\$36,415
41-0000	Sales and Related Occupations	6,210	5.23	\$13.03	\$27,095	3.32	\$7.89	\$8.51	\$9.69	\$14.13	\$21.96	\$16,412	\$17,708	\$20,146	\$29,390	\$45,687
41-1011	First-Line Supervisors of Retail Sales Workers	690	13.09	\$16.03	\$33,339	5.66	\$10.31	\$11.66	\$14.77	\$19.00	\$23.29	\$21,443	\$24,259	\$30,715	\$39,513	\$48,452
41-1012	First-Line Supervisors of Non-Retail Sales Workers			\$39.30	\$81,750	24.35	\$29.24	\$30.90	\$33.42	\$35.94	\$43.28	\$60,809	\$64,279	\$69,521	\$74,763	\$90,024
41-2011	Cashiers	2,460	10.32	\$8.74	\$18,182	1.45	\$7.71	\$8.05	\$8.62	\$9.19	\$10.02	\$16,028	\$16,739	\$17,926	\$19,112	\$20,834
41-2021	Counter and Rental Clerks	100	40.12	\$11.88	\$24,715	9.37	\$7.93	\$8.56	\$9.91	\$13.82	\$19.30	\$16,496	\$17,808	\$20,620	\$28,740	\$40,141
41-2022	Parts Salespersons	250	25.47	\$12.46	\$25,922	4.24	\$8.73	\$9.90	\$11.47	\$13.97	\$18.53	\$18,155	\$20,589	\$23,863	\$29,059	\$38,536
41-2031	Retail Salespersons	1,570	8.44	\$11.61	\$24,157	3.33	\$7.94	\$8.63	\$9.97	\$12.16	\$17.24	\$16,506	\$17,956	\$20,741	\$25,295	\$35,866
41-3011	Advertising Sales Agents	80	34.80	\$18.74	\$38,980	16.37	\$9.21	\$12.07	\$16.79	\$20.41	\$37.14	\$19,163	\$25,114	\$34,921	\$42,462	\$77,250
41-3021	Insurance Sales Agents	220	8.95	\$21.18	\$44,059	10.93	\$10.46	\$12.90	\$17.10	\$24.97	\$29.89	\$21,754	\$26,840	\$35,576	\$51,932	\$62,174
41-3031	Securities, Commodities, and Financial Services Sales Agents	30	27.72	\$48.82	\$101,549	19.28	\$29.02	\$32.88	\$48.69	\$54.19	\$57.49	\$60,367	\$68,388	\$101,278	\$112,711	\$119,571
41-3099	Sales Representatives, Services, All Other	80	27.88	\$25.95	\$53,972	9.67	\$12.65	\$14.28	\$25.06	\$32.84	\$48.30	\$26,307	\$29,711	\$52,125	\$68,314	\$100,456
41-4011	Sales Representatives, Wholesale and Manufacturing, Technical and Scientific Products	80	25.42	\$20.31	\$42,254	15.34	\$12.66	\$13.73	\$15.99	\$23.76	\$28.78	\$26,333	\$28,560	\$33,266	\$49,427	\$59,859
41-4012	Sales Representatives, Wholesale and Manufacturing, Except Technical and Scientific Products	540	11.21	\$23.11	\$48,066	6.11	\$10.57	\$13.36	\$19.46	\$24.89	\$36.42	\$21,981	\$27,786	\$40,478	\$51,768	\$75,750
41-9799	Sales and Related Workers, All Other*	70	16.01	\$12.05	\$25,057	6.19	\$7.89	\$8.65	\$10.34	\$14.17	\$18.17	\$16,413	\$17,985	\$21,505	\$29,479	\$37,795
43-0000	Office and Administrative Support Occupations	11,090	3.18	\$13.89	\$28,894	1.39	\$8.32	\$9.71	\$12.65	\$16.66	\$22.08	\$17,295	\$20,205	\$26,321	\$34,644	\$45,927
43-1011	First-Line Supervisors of Office and Administrative Support Workers	430	7.75	\$21.44	\$44,596	2.54	\$12.71	\$16.00	\$20.70	\$26.28	\$30.97	\$26,445	\$33,285	\$43,064	\$54,669	\$64,422
43-2011	Switchboard Operators, Including Answering Service	60	18.51	\$13.32	\$27,696	4.00	\$9.02	\$10.55	\$13.08	\$15.95	\$18.03	\$18,760	\$21,940	\$27,199	\$33,168	\$37,511
43-3011	Bill and Account Collectors	120	28.09	\$17.17	\$35,709	3.64	\$10.57	\$12.28	\$14.39	\$20.99	\$25.90	\$21,977	\$25,536	\$29,926	\$43,654	\$53,880
43-3021	Billing and Posting Clerks	210	23.35	\$13.76	\$28,629	2.26	\$10.21	\$11.70	\$13.29	\$14.91	\$18.07	\$21,233	\$24,346	\$27,651	\$31,023	\$37,588
43-3031	Bookkeeping, Accounting, and Auditing Clerks	1,470	8.78	\$13.65	\$28,382	1.96	\$8.63	\$10.23	\$12.87	\$16.06	\$20.29	\$17,955	\$21,281	\$26,769	\$33,399	\$42,194



Occupational Code	Occupational Title	Employment Estimate	Employment Percentage Relative Standard Error	Average Hourly Wage	Average Annual Wage	Wage Percentage Relative Standard Error	10th Percentile (Hourly)	25th Percentile (Hourly)	50th Percentile (Hourly)	75th Percentile (Hourly)	90th Percentile (Hourly)	10th Percentile (Annual)	25th Percentile (Annual)	50th Percentile (Annual)	75th Percentile (Annual)	90th Percentile (Annual)
43-3051	Payroll and Timekeeping Clerks	90	29.59	\$16.32	\$33,953	6.29	\$9.51	\$13.01	\$16.89	\$20.33	\$22.12	\$19,779	\$27,064	\$35,138	\$42,281	\$46,012
43-3061	Procurement Clerks	20	14.60	\$13.86	\$28,823	6.23	\$8.22	\$9.54	\$13.03	\$17.66	\$22.11	\$17,090	\$19,835	\$27,105	\$36,724	\$45,997
43-3071	Tellers	470	13.32	\$11.83	\$24,604	1.92	\$9.70	\$10.33	\$11.38	\$13.28	\$14.78	\$20,179	\$21,492	\$23,680	\$27,623	\$30,748
43-4031	Court, Municipal, and License Clerks	260	3.28	\$15.37	\$31,968	2.41	\$9.20	\$11.78	\$14.56	\$18.61	\$23.25	\$19,135	\$24,504	\$30,284	\$38,708	\$48,353
43-4051	Customer Service Representatives	450	30.96	\$11.81	\$24,565	7.51	\$7.85	\$8.47	\$9.58	\$13.74	\$19.97	\$16,326	\$17,612	\$19,923	\$28,574	\$41,534
43-4061	Eligibility Interviewers, Government Programs	70	7.04	\$18.48	\$38,429	6.16	\$10.40	\$11.93	\$17.31	\$23.56	\$31.52	\$21,634	\$24,813	\$36,010	\$48,997	\$65,571
43-4071	File Clerks	70	9.33	\$12.84	\$26,709	2.90	\$9.79	\$10.82	\$12.61	\$14.67	\$17.01	\$20,362	\$22,502	\$26,227	\$30,505	\$35,389
43-4081	Hotel, Motel, and Resort Desk Clerks	310	14.23	\$8.82	\$18,347	3.72	\$7.70	\$8.05	\$8.64	\$9.23	\$10.22	\$16,008	\$16,746	\$17,977	\$19,208	\$21,262
43-4111	Interviewers, Except Eligibility and Loan			\$15.48	\$32,195	4.61	\$10.10	\$12.58	\$14.72	\$18.20	\$22.18	\$20,999	\$26,163	\$30,609	\$37,860	\$46,129
43-4121	Library Assistants, Clerical	40	14.30	\$13.60	\$28,287	2.74	\$8.58	\$10.29	\$13.88	\$16.54	\$18.28	\$17,854	\$21,402	\$28,873	\$34,396	\$38,018
43-4131	Loan Interviewers and Clerks	60	25.49	\$17.07	\$35,505	6.84	\$12.75	\$14.11	\$15.82	\$17.63	\$22.61	\$26,510	\$29,344	\$32,900	\$36,669	\$47,025
43-4141	New Accounts Clerks			\$14.21	\$29,563	3.79	\$9.35	\$11.39	\$13.85	\$17.08	\$20.42	\$19,446	\$23,689	\$28,807	\$35,534	\$42,472
43-4151	Order Clerks	60	45.61	\$14.16	\$29,449	7.60	\$7.97	\$8.76	\$10.35	\$23.58	\$27.14	\$16,573	\$18,230	\$21,520	\$49,042	\$56,459
43-4161	Human Resources Assistants, Except Payroll and Timekeeping	50	13.69	\$15.74	\$32,743	2.49	\$8.98	\$12.25	\$16.07	\$18.12	\$21.60	\$18,673	\$25,470	\$33,436	\$37,683	\$44,938
43-4171	Receptionists and Information Clerks	490	8.67	\$11.27	\$23,444	2.57	\$8.05	\$8.97	\$10.85	\$13.29	\$15.26	\$16,737	\$18,666	\$22,558	\$27,636	\$31,746
43-4199	Information and Record Clerks, All Other	90	12.20	\$16.30	\$33,908	2.62	\$11.99	\$13.45	\$14.81	\$18.65	\$24.09	\$24,935	\$27,977	\$30,798	\$38,783	\$50,111
43-5031	Police, Fire, and Ambulance Dispatchers	100	9.02	\$14.54	\$30,238	4.73	\$9.80	\$11.17	\$13.39	\$18.89	\$21.62	\$20,374	\$23,238	\$27,849	\$39,300	\$44,961
43-5032	Dispatchers, Except Police, Fire, and Ambulance	110	30.41	\$20.32	\$42,276	12.21	\$8.92	\$10.92	\$17.71	\$27.44	\$38.24	\$18,564	\$22,715	\$36,843	\$57,079	\$79,530
43-5041	Meter Readers, Utilities	50	31.87	\$20.23	\$42,074	7.75	\$14.59	\$16.33	\$19.56	\$22.86	\$28.33	\$30,357	\$33,966	\$40,675	\$47,543	\$58,933
43-5051	Postal Service Clerks	80	0.02	\$25.27	\$52,568	1.24	\$23.37	\$24.76	\$25.53	\$26.55	\$26.56	\$48,618	\$51,506	\$53,095	\$55,226	\$55,237
43-5052	Postal Service Mail Carriers	230	0.01	\$23.05	\$47,940	0.98	\$19.45	\$19.46	\$24.00	\$26.69	\$27.03	\$40,457	\$40,469	\$49,915	\$55,523	\$56,213
43-5053	Postal Service Mail Sorters, Processors, and Processing Machine Operators	100	0.02	\$14.23	\$29,595	1.08	\$9.46	\$10.25	\$11.82	\$16.80	\$25.52	\$19,670	\$21,311	\$24,591	\$34,946	\$53,092
43-5061	Production, Planning, and Expediting Clerks	20	23.07	\$26.55	\$55,231	8.55	\$13.89	\$17.72	\$26.09	\$33.49	\$38.31	\$28,897	\$36,858	\$54,265	\$69,656	\$79,681
43-5071	Shipping, Receiving, and Traffic Clerks	120	17.60	\$13.08	\$27,197	3.79	\$8.36	\$9.73	\$11.72	\$15.21	\$19.88	\$17,381	\$20,232	\$24,370	\$31,633	\$41,358
43-5081	Stock Clerks and Order Fillers	880	16.36	\$11.16	\$23,211	3.96	\$7.89	\$8.59	\$9.99	\$11.70	\$16.49	\$16,412	\$17,877	\$20,781	\$24,339	\$34,297
43-5111	Weighers, Measurers, Checkers, and Samplers, Recordkeeping	60	31.30	\$15.36	\$31,948	10.18	\$9.13	\$10.71	\$13.70	\$19.26	\$25.07	\$18,996	\$22,271	\$28,499	\$40,058	\$52,140
43-6011	Executive Secretaries and Executive Administrative Assistants	400	8.00	\$19.50	\$40,556	2.09	\$13.11	\$15.85	\$18.58	\$22.34	\$27.51	\$27,263	\$32,961	\$38,644	\$46,469	\$57,228
43-6012	Legal Secretaries	100	36.82	\$18.42	\$38,317	15.18	\$10.96	\$14.33	\$17.47	\$24.01	\$27.43	\$22,802	\$29,797	\$36,331	\$49,945	\$57,053
43-6013	Medical Secretaries	200	13.08	\$11.77	\$24,477	2.59	\$8.71	\$9.96	\$11.36	\$13.55	\$15.39	\$18,108	\$20,714	\$23,626	\$28,187	\$32,015
43-6014	Secretaries and Administrative Assistants, Except Legal, Medical, and Executive	2,330	5.67	\$13.16	\$27,382	1.33	\$8.28	\$9.75	\$12.87	\$15.74	\$18.34	\$17,228	\$20,289	\$26,768	\$32,730	\$38,148
43-9021	Data Entry Keyers	110	13.00	\$11.27	\$23,440	2.33	\$8.50	\$9.70	\$11.10	\$12.89	\$14.29	\$17,678	\$20,182	\$23,085	\$26,803	\$29,721
43-9041	Insurance Claims and Policy Processing Clerks			\$19.82	\$41,233	6.93	\$15.62	\$16.88	\$19.09	\$22.12	\$25.86	\$32,497	\$35,105	\$39,701	\$46,007	\$53,785
43-9051	Mail Clerks and Mail Machine Operators, Except Postal Service	20	25.89	\$12.39	\$25,777	12.97	\$9.60	\$10.39	\$11.64	\$13.59	\$19.57	\$19,973	\$21,616	\$24,221	\$28,274	\$40,710
43-9061	Office Clerks, General	1,040	17.35	\$11.58	\$24,076	3.02	\$7.86	\$8.56	\$10.42	\$13.55	\$16.98	\$16,356	\$17,806	\$21,673	\$28,180	\$35,309
43-9071	Office Machine Operators, Except Computer	20	17.51	\$11.94	\$24,842	3.36	\$9.82	\$10.48	\$11.59	\$13.41	\$14.59	\$20,424	\$21,803	\$24,101	\$27,885	\$30,342
43-9799	Office and Administrative Support Workers, All Other*	40	7.53	\$14.39	\$29,929	5.77	\$10.16	\$11.61	\$13.45	\$15.56	\$18.65	\$21,130	\$24,151	\$27,979	\$32,361	\$38,791
45-0000	Farming, Fishing, and Forestry Occupations	810	14.68	\$12.55	\$26,104	7.19	\$7.77	\$8.34	\$9.29	\$15.23	\$21.69	\$16,160	\$17,337	\$19,325	\$31,680	\$45,109
45-2041	Graders and Sorters, Agricultural Products	280	36.59	\$9.50	\$19,767	5.57	\$7.64	\$7.99	\$8.58	\$9.17	\$11.34	\$15,894	\$16,626	\$17,847	\$19,067	\$23,578
45-2091	Agricultural Equipment Operators	50	17.94													
45-2092	Farmworkers and Laborers, Crop, Nursery, and Greenhouse	140	6.81	\$11.52	\$23,952	26.01	\$7.61	\$7.98	\$8.59	\$9.21	\$26.25	\$15,821	\$16,590	\$17,871	\$19,152	\$54,606
45-2093	Farmworkers, Farm, Ranch, and Aquacultural Animals	230	25.41	\$13.08	\$27,212	11.65	\$8.00	\$8.91	\$10.99	\$15.41	\$20.04	\$16,631	\$18,528	\$22,863	\$32,054	\$41,684
45-4022	Logging Equipment Operators	20	41.18	\$14.45	\$30,057	23.17	\$8.11	\$9.03	\$13.00	\$19.11	\$24.69	\$16,861	\$18,788	\$27,040	\$39,759	\$51,353
47-0000	Construction and Extraction Occupations	3,600	4.34	\$17.96	\$37,360	2.60	\$10.10	\$12.41	\$16.34	\$21.61	\$28.46	\$21,000	\$25,812	\$33,977	\$44,940	\$59,192
47-1011	First-Line Supervisors of Construction Trades and Extraction Workers	320	10.26	\$28.19	\$58,631	2.93	\$16.87	\$21.53	\$27.51	\$33.70	\$40.62	\$35,095	\$44,775	\$57,215	\$70,091	\$84,490
47-2031	Carpenters	330	25.55	\$15.20	\$31,613	7.97	\$8.47	\$10.07	\$13.43	\$17.45	\$22.50	\$17,611	\$20,942	\$27,941	\$36,290	\$46,804
47-2051	Cement Masons and Concrete Finishers	60	19.78	\$15.74	\$32,733	7.67	\$10.25	\$12.42	\$14.83	\$18.11	\$23.37	\$21,317	\$25,833	\$30,838	\$37,668	\$48,618

Occupational Code	Occupational Title	Employment Estimate	Employment Percentage Relative Standard Error	Average Hourly Wage	Average Annual Wage	Wage Percentage Relative Standard Error	10th Percentile (Hourly)	25th Percentile (Hourly)	50th Percentile (Hourly)	75th Percentile (Hourly)	90th Percentile (Hourly)	10th Percentile (Annual)	25th Percentile (Annual)	50th Percentile (Annual)	75th Percentile (Annual)	90th Percentile (Annual)
47-2061	Construction Laborers	490	21.30	\$12.83	\$26,691	3.83	\$8.63	\$10.07	\$12.23	\$15.08	\$18.25	\$17,940	\$20,948	\$25,442	\$31,371	\$37,950
47-2071	Paving, Surfacing, and Tamping Equipment Operators	110	23.58	\$16.52	\$34,359	2.77	\$12.30	\$14.37	\$16.50	\$18.44	\$21.46	\$25,586	\$29,897	\$34,323	\$38,351	\$44,643
47-2073	Operating Engineers and Other Construction Equipment Operators	270	14.07	\$16.87	\$35,096	4.42	\$10.72	\$12.79	\$16.25	\$19.50	\$23.59	\$22,294	\$26,610	\$33,806	\$40,569	\$49,063
47-2111	Electricians	320	28.50	\$25.93	\$53,928	6.30	\$15.54	\$20.22	\$25.35	\$30.97	\$39.29	\$32,327	\$42,064	\$52,729	\$64,415	\$81,729
47-2151	Pipelayers			\$15.96	\$33,206	4.98	\$12.20	\$13.09	\$14.68	\$18.33	\$21.76	\$25,369	\$27,237	\$30,533	\$38,122	\$45,270
47-2152	Plumbers, Pipefitters, and Steamfitters	210	22.15	\$17.71	\$36,838	5.49	\$10.29	\$11.51	\$15.48	\$23.41	\$28.09	\$21,401	\$23,937	\$32,209	\$48,685	\$58,421
47-3012	Helpers--Carpenters			\$11.80	\$24,549	12.21	\$9.82	\$10.26	\$10.99	\$11.71	\$16.52	\$20,432	\$21,340	\$22,854	\$24,356	\$34,358
47-3013	Helpers--Electricians			\$11.92	\$24,790	20.33	\$8.02	\$8.96	\$10.67	\$15.81	\$17.61	\$16,679	\$18,637	\$22,184	\$32,893	\$36,637
47-4011	Construction and Building Inspectors	20	8.26	\$20.07	\$41,753	3.11	\$15.56	\$16.69	\$18.59	\$24.02	\$26.54	\$32,375	\$34,718	\$38,660	\$49,968	\$55,208
47-4051	Highway Maintenance Workers	440	3.69	\$16.79	\$34,924	4.66	\$11.31	\$13.23	\$17.96	\$20.58	\$22.93	\$23,531	\$27,526	\$37,357	\$42,809	\$47,688
47-4071	Septic Tank Servicers and Sewer Pipe Cleaners	10	23.11	\$15.95	\$33,183	8.70	\$10.47	\$12.88	\$15.52	\$18.50	\$22.45	\$21,782	\$26,788	\$32,274	\$38,486	\$46,698
47-5012	Rotary Drill Operators, Oil and Gas	90	29.97	\$23.58	\$49,056	13.65	\$15.84	\$17.25	\$20.20	\$26.74	\$41.13	\$32,950	\$35,870	\$42,024	\$55,624	\$85,548
47-5013	Service Unit Operators, Oil, Gas, and Mining	130	21.50	\$16.96	\$35,268	6.07	\$12.08	\$13.42	\$16.10	\$19.40	\$22.74	\$25,124	\$27,918	\$33,480	\$40,348	\$47,305
47-5071	Roustabouts, Oil and Gas	240	14.34	\$15.28	\$31,780	6.51	\$10.53	\$12.01	\$14.25	\$18.24	\$21.54	\$21,902	\$24,987	\$29,636	\$37,948	\$44,812
47-5081	Helpers--Extraction Workers	40	23.83	\$20.39	\$42,416	11.63	\$12.61	\$14.98	\$20.88	\$26.35	\$28.29	\$26,218	\$31,159	\$43,421	\$54,815	\$58,834
49-0000	Installation, Maintenance, and Repair Occupations	3,210	6.65	\$19.04	\$39,602	2.58	\$9.91	\$12.95	\$17.19	\$23.55	\$31.97	\$20,606	\$26,935	\$35,755	\$48,976	\$66,493
49-1011	First-Line Supervisors of Mechanics, Installers, and Repairers	240	12.68	\$29.04	\$60,404	3.27	\$19.43	\$21.65	\$28.55	\$34.78	\$42.16	\$40,409	\$45,040	\$59,391	\$72,337	\$87,698
49-2011	Computer, Automated Teller, and Office Machine Repairers	20	27.46	\$18.28	\$38,024	11.55	\$12.31	\$13.56	\$16.12	\$20.81	\$32.10	\$25,613	\$28,214	\$33,530	\$43,284	\$66,771
49-2021	Radio, Cellular, and Tower Equipment Installers and Repairs	20	18.14	\$16.64	\$34,611	3.42	\$12.33	\$13.29	\$15.11	\$17.67	\$22.22	\$25,637	\$27,636	\$31,419	\$36,760	\$46,212
49-2022	Telecommunications Equipment Installers and Repairers, Except Line Installers	110	16.25	\$24.58	\$51,120	8.29	\$12.34	\$21.33	\$25.90	\$29.27	\$33.80	\$25,666	\$44,360	\$53,876	\$60,874	\$70,296
49-2094	Electrical and Electronics Repairers, Commercial and Industrial Equipment	20	38.04	\$26.44	\$54,998	8.17	\$17.26	\$19.73	\$22.26	\$36.00	\$41.26	\$35,901	\$41,029	\$46,305	\$74,881	\$85,822
49-2095	Electrical and Electronics Repairers, Powerhouse, Substation, and Relay	30	13.56	\$34.70	\$72,178	3.60	\$28.98	\$31.46	\$34.90	\$39.26	\$43.27	\$60,287	\$65,443	\$72,602	\$81,668	\$90,004
49-3021	Automotive Body and Related Repairers	50	24.86	\$17.73	\$36,880	9.08	\$9.16	\$14.40	\$18.70	\$21.50	\$23.64	\$19,062	\$29,959	\$38,900	\$44,723	\$49,174
49-3023	Automotive Service Technicians and Mechanics	390	19.53	\$15.18	\$31,566	6.69	\$8.85	\$11.15	\$14.24	\$17.88	\$22.54	\$18,409	\$23,186	\$29,621	\$37,200	\$46,877
49-3031	Bus and Truck Mechanics and Diesel Engine Specialists	160	25.38	\$16.02	\$33,315	5.47	\$9.39	\$12.49	\$15.66	\$19.77	\$22.61	\$19,534	\$25,984	\$32,568	\$41,119	\$47,033
49-3041	Farm Equipment Mechanics and Service Technicians	120	18.97	\$20.78	\$43,217	8.81	\$13.87	\$16.58	\$19.97	\$23.22	\$30.73	\$28,858	\$34,481	\$41,541	\$48,302	\$63,916
49-3042	Mobile Heavy Equipment Mechanics, Except Engines	50	35.97	\$18.14	\$37,721	4.44	\$10.47	\$14.86	\$18.46	\$22.09	\$25.38	\$21,768	\$30,918	\$38,406	\$45,938	\$52,797
49-3093	Tire Repairers and Changers	70	28.29	\$12.28	\$25,543	14.67	\$8.44	\$9.74	\$10.83	\$12.69	\$21.12	\$17,559	\$20,267	\$22,519	\$26,386	\$43,939
49-9012	Control and Valve Installers and Repairers, Except Mechanical Door	40	34.67	\$25.39	\$52,817	5.39	\$19.15	\$21.00	\$24.94	\$29.85	\$34.11	\$39,826	\$43,684	\$51,880	\$62,082	\$70,948
49-9021	Heating, Air Conditioning, and Refrigeration Mechanics and Installers	50	43.43	\$15.46	\$32,150	7.29	\$10.26	\$11.39	\$14.52	\$17.93	\$21.94	\$21,339	\$23,699	\$30,211	\$37,292	\$45,636
49-9041	Industrial Machinery Mechanics	280	22.48	\$18.60	\$38,678	8.78	\$12.01	\$13.95	\$16.45	\$21.35	\$32.25	\$24,990	\$29,025	\$34,217	\$44,406	\$67,073
49-9051	Electrical Power-Line Installers and Repairers	260	20.04	\$30.16	\$62,735	2.43	\$21.22	\$25.31	\$30.94	\$35.13	\$38.75	\$44,137	\$52,645	\$64,364	\$73,068	\$80,603
49-9052	Telecommunications Line Installers and Repairers			\$22.99	\$47,825	6.67	\$13.68	\$16.59	\$23.74	\$28.18	\$32.68	\$28,452	\$34,499	\$49,382	\$58,618	\$67,983
49-9062	Medical Equipment Repairers			\$17.44	\$36,280	4.90	\$12.61	\$14.18	\$16.53	\$18.75	\$25.60	\$26,223	\$29,484	\$34,377	\$38,991	\$53,242
49-9071	Maintenance and Repair Workers, General	840	14.64	\$14.68	\$30,545	2.63	\$8.96	\$11.34	\$14.37	\$17.48	\$20.94	\$18,642	\$23,579	\$29,898	\$36,362	\$43,555
49-9098	Helpers--Installation, Maintenance, and Repair Workers			\$10.01	\$20,825	2.96	\$7.76	\$8.27	\$9.12	\$11.25	\$14.20	\$16,148	\$17,206	\$18,969	\$23,394	\$29,530
49-9799	Installation, Maintenance, and Repair Workers, All Other*			\$21.91	\$45,569	5.65	\$12.78	\$18.49	\$22.97	\$25.90	\$29.24	\$26,578	\$38,460	\$47,782	\$53,868	\$60,828
51-0000	Production Occupations	3,800	34.11	\$14.43	\$30,014	4.57	\$8.36	\$9.76	\$12.00	\$16.76	\$24.35	\$17,391	\$20,292	\$24,957	\$34,865	\$50,656
51-1011	First-Line Supervisors of Production and Operating Workers	220	21.45	\$27.34	\$56,858	7.58	\$15.71	\$19.07	\$24.87	\$31.18	\$43.27	\$32,671	\$39,667	\$51,720	\$64,852	\$89,999

Occupational Code	Occupational Title	Employment Estimate	Employment Percentage Relative Standard Error	Average Hourly Wage	Average Annual Wage	Wage Percentage Relative Standard Error	10th Percentile (Hourly)	25th Percentile (Hourly)	50th Percentile (Hourly)	75th Percentile (Hourly)	90th Percentile (Hourly)	10th Percentile (Annual)	25th Percentile (Annual)	50th Percentile (Annual)	75th Percentile (Annual)	90th Percentile (Annual)
51-2092	Team Assemblers	130	39.73	\$13.05	\$27,151	3.67	\$8.61	\$10.06	\$12.27	\$15.92	\$18.24	\$17,908	\$20,932	\$25,515	\$33,105	\$37,932
51-3011	Bakers			\$9.63	\$20,030	4.09	\$7.67	\$8.13	\$8.88	\$10.76	\$13.41	\$15,956	\$16,902	\$18,478	\$22,391	\$27,897
51-3021	Butchers and Meat Cutters	120	24.62	\$12.30	\$25,578	11.64	\$7.83	\$8.49	\$9.82	\$13.24	\$22.02	\$16,279	\$17,656	\$20,435	\$27,548	\$45,804
51-3022	Meat, Poultry, and Fish Cutters and Trimmers			\$10.88	\$22,632	2.85	\$8.52	\$9.72	\$10.76	\$11.92	\$13.83	\$17,729	\$20,219	\$22,371	\$24,789	\$28,765
51-3092	Food Batchmakers			\$9.48	\$19,723	3.30	\$7.66	\$8.08	\$8.77	\$10.38	\$13.63	\$15,936	\$16,802	\$18,244	\$21,588	\$28,359
51-3093	Food Cooking Machine Operators and Tenders	50	39.16	\$12.78	\$26,574	12.14	\$8.10	\$9.20	\$13.00	\$15.42	\$17.60	\$16,838	\$19,131	\$27,042	\$32,082	\$36,614
51-4041	Machinists	50	18.07	\$15.73	\$32,713	2.50	\$11.95	\$13.20	\$15.35	\$17.62	\$20.70	\$24,853	\$27,456	\$31,934	\$36,656	\$43,064
51-4121	Welders, Cutters, Solderers, and Brazers	190	23.96	\$17.53	\$36,462	3.97	\$11.95	\$13.42	\$16.10	\$20.96	\$26.86	\$24,850	\$27,921	\$33,494	\$43,598	\$55,870
51-5111	Prepress Technicians and Workers	20	41.80	\$14.23	\$29,593	7.07	\$8.78	\$10.15	\$13.82	\$18.27	\$21.11	\$18,267	\$21,105	\$28,739	\$38,011	\$43,908
51-5112	Printing Press Operators	30	20.76	\$15.50	\$32,248	13.44	\$8.76	\$11.74	\$14.13	\$18.73	\$25.24	\$18,231	\$24,419	\$29,395	\$38,950	\$52,497
51-6011	Laundry and Dry-Cleaning Workers	150	18.16	\$9.14	\$19,018	1.85	\$7.69	\$8.12	\$8.84	\$9.87	\$11.33	\$15,990	\$16,889	\$18,386	\$20,522	\$23,569
51-7011	Cabinetmakers and Bench Carpenters			\$10.87	\$22,610	3.29	\$7.99	\$8.75	\$10.61	\$13.18	\$14.31	\$16,620	\$18,209	\$22,079	\$27,424	\$29,757
51-8013	Power Plant Operators	90	44.16	\$32.68	\$67,976	7.06	\$23.60	\$26.17	\$32.18	\$39.84	\$44.15	\$49,096	\$54,443	\$66,942	\$82,859	\$91,834
51-8031	Water and Wastewater Treatment Plant and System Operators	210	42.67	\$16.39	\$34,100	4.55	\$9.78	\$11.31	\$16.32	\$19.43	\$23.59	\$20,338	\$23,534	\$33,936	\$40,413	\$49,073
51-8092	Gas Plant Operators	80	42.33	\$21.85	\$45,444	11.09	\$14.65	\$17.22	\$20.99	\$26.42	\$31.80	\$30,478	\$35,824	\$43,666	\$54,961	\$66,140
51-8099	Plant and System Operators, All Other	20	33.91	\$14.97	\$31,142	7.71	\$11.73	\$12.69	\$14.16	\$17.04	\$20.86	\$24,389	\$26,385	\$29,447	\$35,437	\$43,382
51-9021	Crushing, Grinding, and Polishing Machine Setters, Operators, and Tenders	30	30.25	\$18.44	\$38,353	6.26	\$14.62	\$15.72	\$17.51	\$20.47	\$22.89	\$30,417	\$32,701	\$36,415	\$42,568	\$47,619
51-9023	Mixing and Blending Machine Setters, Operators, and Tenders	160	23.05	\$11.28	\$23,456	6.69	\$7.93	\$8.75	\$10.73	\$13.32	\$15.55	\$16,487	\$18,209	\$22,311	\$27,700	\$32,340
51-9061	Inspectors, Testers, Sorters, Samplers, and Weighers			\$13.04	\$27,121	3.51	\$7.90	\$8.66	\$15.15	\$16.98	\$17.93	\$16,434	\$18,012	\$31,522	\$35,315	\$37,297
51-9071	Jewelers and Precious Stone and Metal Workers	10	16.11													
51-9111	Packaging and Filling Machine Operators and Tenders	130	36.30	\$10.16	\$21,125	3.47	\$7.72	\$8.19	\$8.97	\$10.68	\$14.39	\$16,067	\$17,041	\$18,665	\$22,223	\$29,931
51-9198	Helpers--Production Workers			\$13.60	\$28,293	4.81	\$9.54	\$10.33	\$11.64	\$16.07	\$20.76	\$19,841	\$21,485	\$24,217	\$33,421	\$43,183
51-9399	Production Workers, All Other*			\$13.53	\$28,152	2.11	\$9.70	\$10.68	\$12.61	\$15.44	\$19.06	\$20,174	\$22,209	\$26,223	\$32,124	\$39,654
53-0000	Transportation and Material Moving Occupations	4,610	7.60	\$13.80	\$28,706	3.07	\$8.02	\$8.91	\$12.11	\$17.36	\$22.21	\$16,681	\$18,540	\$25,196	\$36,115	\$46,201
53-1021	First-Line Supervisors of Helpers, Laborers, and Material Movers, Hand	90	46.93	\$21.01	\$43,705	8.29	\$12.63	\$14.25	\$19.17	\$25.05	\$33.97	\$26,276	\$29,630	\$39,880	\$52,112	\$70,653
53-1031	First-Line Supervisors of Transportation and Material-Moving Machine and Vehicle Operators	110	20.37	\$21.32	\$44,336	6.23	\$10.90	\$14.53	\$20.95	\$28.16	\$33.24	\$22,679	\$30,216	\$43,569	\$58,565	\$69,130
53-3021	Bus Drivers, Transit and Intercity	50	31.12	\$9.04	\$18,793	3.38	\$7.72	\$8.12	\$8.80	\$9.54	\$11.24	\$16,048	\$16,894	\$18,305	\$19,837	\$23,386
53-3022	Bus Drivers, School or Special Client	360	4.05	\$14.03	\$29,175	2.99	\$9.59	\$11.13	\$13.75	\$16.73	\$18.73	\$19,943	\$23,147	\$28,598	\$34,801	\$38,968
53-3031	Driver/Sales Workers	200	34.38	\$11.29	\$23,476	7.75	\$7.92	\$8.64	\$10.22	\$13.21	\$15.46	\$16,478	\$17,973	\$21,249	\$27,480	\$32,148
53-3032	Heavy and Tractor-Trailer Truck Drivers	1,060	11.19	\$18.60	\$38,682	4.14	\$10.70	\$15.19	\$18.97	\$21.88	\$25.38	\$22,251	\$31,594	\$39,460	\$45,501	\$52,790
53-3033	Light Truck or Delivery Services Drivers	560	13.77	\$13.68	\$28,452	9.18	\$7.87	\$8.56	\$10.73	\$16.42	\$23.32	\$16,377	\$17,811	\$22,322	\$34,150	\$48,513
53-3041	Taxi Drivers and Chauffeurs	60	29.88	\$11.32	\$23,539	6.63	\$9.59	\$10.10	\$10.94	\$11.86	\$14.28	\$19,954	\$21,011	\$22,755	\$24,679	\$29,704
53-6031	Automotive and Watercraft Service Attendants	110	34.15	\$12.35	\$25,680	7.84	\$8.38	\$9.55	\$10.87	\$14.56	\$19.95	\$17,431	\$19,866	\$22,609	\$30,284	\$41,500
53-7011	Conveyor Operators and Tenders			\$12.77	\$26,567	8.99	\$8.62	\$9.95	\$11.75	\$14.74	\$18.39	\$17,925	\$20,693	\$24,430	\$30,660	\$38,243
53-7032	Excavating and Loading Machine and Dragline Operators			\$10.66	\$22,165	7.06	\$7.83	\$8.32	\$9.13	\$12.74	\$15.67	\$16,283	\$17,296	\$18,985	\$26,498	\$32,595
53-7051	Industrial Truck and Tractor Operators	220	27.24	\$11.11	\$23,112	5.03	\$7.88	\$8.50	\$9.58	\$13.29	\$16.76	\$16,392	\$17,682	\$19,925	\$27,638	\$34,864
53-7061	Cleaners of Vehicles and Equipment	140	32.82	\$9.57	\$19,897	6.24	\$7.76	\$8.25	\$9.06	\$10.47	\$11.81	\$16,146	\$17,155	\$18,836	\$21,785	\$24,569
53-7062	Laborers and Freight, Stock, and Material Movers, Hand	810	25.87	\$10.26	\$21,339	3.64	\$7.75	\$8.25	\$9.08	\$12.29	\$14.28	\$16,114	\$17,155	\$18,890	\$25,567	\$29,706
53-7064	Packers and Packagers, Hand	450	39.12	\$9.66	\$20,083	4.84	\$7.71	\$8.16	\$8.91	\$10.65	\$13.46	\$16,045	\$16,976	\$18,527	\$22,159	\$28,004
53-7073	Wellhead Pumpers	80	26.76	\$18.34	\$38,153	7.34	\$12.44	\$14.32	\$17.56	\$22.06	\$26.69	\$25,870	\$29,796	\$36,532	\$45,893	\$55,508
53-7081	Refuse and Recyclable Material Collectors	110	21.08	\$13.12	\$27,295	2.37	\$9.67	\$11.07	\$13.12	\$15.06	\$17.26	\$20,113	\$23,027	\$27,299	\$31,323	\$35,910

Occupational Code	Occupational Title	Employment Estimate	Employment Percentage Relative Standard Error	Average Hourly Wage	Average Annual Wage	Wage Percentage Relative Standard Error	10th Percentile (Hourly)	25th Percentile (Hourly)	50th Percentile (Hourly)	75th Percentile (Hourly)	90th Percentile (Hourly)	10th Percentile (Annual)	25th Percentile (Annual)	50th Percentile (Annual)	75th Percentile (Annual)	90th Percentile (Annual)
00-0000	All Occupations	100,590	1.30	\$19.84	\$41,260	1.21	\$8.77	\$11.36	\$16.57	\$24.58	\$34.35	\$18,250	\$23,620	\$34,469	\$51,118	\$71,443
11-0000	Management Occupations	3,560	3.85	\$40.99	\$85,254	1.81	\$21.77	\$28.11	\$36.65	\$48.04	\$65.64	\$45,280	\$58,471	\$76,232	\$99,914	\$136,533
11-1011	Chief Executives	40	11.53	\$49.44	\$102,830	4.70	\$25.25	\$39.96	\$48.26	\$62.39	\$72.88	\$52,530	\$83,117	\$100,389	\$129,766	\$151,581
11-1021	General and Operations Managers	1,880	5.46	\$43.87	\$91,248	2.71	\$23.40	\$29.21	\$37.59	\$51.88	\$70.72	\$48,681	\$60,760	\$78,196	\$107,920	\$147,098
11-1031	Legislators	120	22.24	\$32.57	\$67,740	17.58	\$8.16	\$9.12	\$27.03	\$42.37	\$55.73	\$16,973	\$18,965	\$56,214	\$88,132	\$115,920
11-2021	Marketing Managers	20	33.63	\$52.33	\$108,837	13.86	\$25.49	\$28.32	\$50.22	\$69.94	\$87.34	\$53,026	\$58,896	\$104,449	\$145,465	\$181,674
11-2022	Sales Managers	80	26.45	\$36.05	\$74,988	5.61	\$23.15	\$26.23	\$33.95	\$43.98	\$54.21	\$48,144	\$54,563	\$70,620	\$91,476	\$112,765
11-2031	Public Relations and Fundraising Managers	10	30.52	\$57.53	\$119,669	16.03	\$25.58	\$28.72	\$72.64	\$82.84	\$88.54	\$53,213	\$59,745	\$151,101	\$172,313	\$184,155
11-3011	Administrative Services Managers	50	15.30	\$38.16	\$79,372	7.70	\$23.80	\$26.67	\$34.19	\$43.61	\$61.86	\$49,497	\$55,465	\$71,105	\$90,702	\$128,672
11-3021	Computer and Information Systems Managers	20	18.66	\$46.59	\$96,904	17.35	\$29.41	\$32.20	\$36.80	\$48.47	\$80.47	\$61,163	\$66,978	\$76,549	\$100,817	\$167,387
11-3031	Financial Managers	90	16.63	\$54.31	\$112,974	3.96	\$30.13	\$39.43	\$54.24	\$67.84	\$79.84	\$62,672	\$82,013	\$112,817	\$141,100	\$166,068
11-3051	Industrial Production Managers	30	11.21	\$48.88	\$101,664	3.78	\$39.54	\$46.28	\$51.06	\$55.59	\$58.56	\$82,242	\$96,256	\$106,205	\$115,619	\$121,812
11-3071	Transportation, Storage, and Distribution Managers	20	14.03	\$41.18	\$85,645	2.57	\$29.84	\$35.02	\$41.84	\$48.50	\$53.50	\$62,072	\$72,851	\$87,022	\$100,876	\$111,286
11-3121	Human Resources Managers	20	21.79	\$35.37	\$73,568	3.87	\$23.01	\$30.90	\$34.57	\$40.54	\$50.06	\$47,864	\$64,268	\$71,908	\$84,321	\$104,125
11-9021	Construction Managers	60	17.72	\$44.24	\$92,024	6.31	\$27.69	\$32.74	\$39.44	\$51.17	\$66.56	\$57,593	\$68,099	\$82,029	\$106,424	\$138,452
11-9031	Education Administrators, Preschool and Childcare Center/Program	20	40.77	\$19.97	\$41,534	4.61	\$14.69	\$16.19	\$18.77	\$22.74	\$28.12	\$30,552	\$33,673	\$39,033	\$47,295	\$58,488
11-9032	Education Administrators, Elementary and Secondary School	240	4.36		\$73,317	1.94						\$52,360	\$63,699	\$74,172	\$85,812	\$93,237
11-9033	Education Administrators, Postsecondary	60	35.96	\$45.68	\$95,010	8.52	\$29.09	\$33.35	\$41.66	\$55.32	\$70.89	\$60,513	\$69,378	\$86,646	\$115,055	\$147,447
11-9041	Architectural and Engineering Managers	40	15.59	\$52.88	\$109,984	7.98	\$27.07	\$37.85	\$52.84	\$64.27	\$81.11	\$56,313	\$78,720	\$109,902	\$133,681	\$168,708
11-9051	Food Service Managers	70	39.61	\$23.62	\$49,131	5.58	\$18.43	\$19.65	\$21.29	\$22.93	\$30.86	\$38,334	\$40,871	\$44,279	\$47,688	\$64,181
11-9081	Lodging Managers			\$23.36	\$48,583	15.30	\$12.38	\$13.52	\$23.98	\$30.20	\$35.46	\$25,752	\$28,118	\$49,870	\$62,825	\$73,761
11-9111	Medical and Health Services Managers	190	15.42	\$40.77	\$84,796	3.57	\$27.49	\$32.00	\$38.85	\$46.06	\$57.62	\$57,187	\$66,556	\$80,804	\$95,815	\$119,843
11-9121	Natural Sciences Managers	20	0.08	\$43.60	\$90,698	1.74	\$37.49	\$40.79	\$43.00	\$48.51	\$51.14	\$77,984	\$84,844	\$89,445	\$100,904	\$106,366
11-9131	Postmasters and Mail Superintendents	60	0.03	\$28.07	\$58,385	1.04	\$14.61	\$22.53	\$27.32	\$34.55	\$39.49	\$30,391	\$46,868	\$56,820	\$71,859	\$82,137
11-9141	Property, Real Estate, and Community Association Managers	20	39.75	\$36.74	\$76,430	7.39	\$13.54	\$23.19	\$35.08	\$47.36	\$65.39	\$28,166	\$48,234	\$72,972	\$98,509	\$136,018
11-9151	Social and Community Service Managers	90	21.91	\$30.02	\$62,445	5.53	\$18.11	\$23.54	\$30.34	\$35.02	\$42.75	\$37,673	\$48,968	\$63,108	\$72,836	\$88,924
11-9161	Emergency Management Directors			\$19.82	\$41,228	16.08	\$12.48	\$13.30	\$14.68	\$26.36	\$30.14	\$25,953	\$27,669	\$30,530	\$54,839	\$62,684
11-9199	Managers, All Other	190	5.13	\$37.44	\$77,870	1.98	\$21.34	\$28.33	\$38.46	\$44.35	\$52.69	\$44,397	\$58,918	\$79,987	\$92,241	\$109,590
13-0000	Business and Financial Operations Occupations	3,520	4.33	\$29.78	\$61,951	2.32	\$14.53	\$19.59	\$27.99	\$36.36	\$45.92	\$30,228	\$40,748	\$58,210	\$75,625	\$95,514
13-1022	Wholesale and Retail Buyers, Except Farm Products	50	25.13	\$20.80	\$43,254	7.03	\$11.11	\$15.03	\$17.83	\$27.05	\$32.94	\$23,103	\$31,273	\$37,090	\$56,265	\$68,525
13-1023	Purchasing Agents, Except Wholesale, Retail, and Farm Products	110	8.73	\$25.51	\$53,057	2.80	\$15.49	\$19.52	\$24.42	\$30.33	\$36.38	\$32,213	\$40,604	\$50,786	\$63,091	\$75,673
13-1031	Claims Adjusters, Examiners, and Investigators			\$32.24	\$67,054	6.70	\$23.65	\$27.28	\$31.28	\$35.90	\$43.14	\$49,195	\$56,732	\$65,054	\$74,668	\$89,730
13-1041	Compliance Officers	170	23.73	\$32.26	\$67,111	7.15	\$16.31	\$21.34	\$29.65	\$40.64	\$45.38	\$33,916	\$44,387	\$61,676	\$84,526	\$94,386
13-1051	Cost Estimators	130	17.29	\$30.51	\$63,469	4.97	\$16.99	\$26.02	\$31.84	\$35.29	\$40.64	\$35,335	\$54,119	\$66,232	\$73,401	\$84,532
13-1078	Human Resources, Training, and Labor Relations Specialists, All Other*	130	10.58	\$35.46	\$73,757	19.01	\$16.60	\$20.63	\$28.12	\$36.62	\$47.12	\$34,523	\$42,905	\$58,489	\$76,164	\$98,005
13-1081	Logisticians	30	15.58	\$42.73	\$88,889	3.40	\$38.35	\$39.95	\$42.63	\$45.32	\$47.81	\$79,758	\$83,104	\$88,681	\$94,265	\$99,451
13-1111	Management Analysts	150	30.58	\$34.89	\$72,580	18.37	\$8.33	\$21.52	\$37.53	\$51.42	\$58.32	\$17,327	\$44,759	\$78,062	\$106,961	\$121,303
13-1121	Meeting, Convention, and Event Planners*	30	23.38	\$18.06	\$37,557	4.21	\$13.17	\$15.51	\$18.25	\$20.92	\$22.66	\$27,384	\$32,265	\$37,951	\$43,519	\$47,125
13-1141	Compensation, Benefits, and Job Analysis Specialists	20	31.75	\$25.65	\$53,359	6.10	\$18.61	\$20.21	\$22.90	\$31.94	\$35.96	\$38,699	\$42,035	\$47,635	\$66,439	\$74,794
13-1151	Training and Development Specialists	40	12.49	\$31.82	\$66,191	4.62	\$17.39	\$24.00	\$33.44	\$40.26	\$44.44	\$36,167	\$49,912	\$69,560	\$83,738	\$92,440
13-1161	Market Research Analysts and Marketing Specialists*	80	19.68	\$26.54	\$55,195	6.69	\$15.85	\$18.91	\$22.66	\$37.04	\$42.73	\$32,968	\$39,329	\$47,135	\$77,035	\$88,881
13-1199	Business Operations Specialists, All Other*	960	7.48	\$29.83	\$62,039	3.82	\$13.43	\$20.16	\$27.48	\$35.74	\$48.09	\$27,938	\$41,942	\$57,168	\$74,343	\$100,021
13-2011	Accountants and Auditors	950	7.70	\$32.27	\$67,127	2.64	\$19.29	\$24.10	\$31.58	\$37.14	\$47.34	\$40,119	\$50,136	\$65,676	\$77,259	\$98,465
13-2021	Appraisers and Assessors of Real Estate	110	26.99	\$18.83	\$39,170	8.57	\$10.80	\$12.45	\$17.13	\$23.21	\$28.48	\$22,461	\$25,894	\$35,625	\$48,273	\$59,233
13-2031	Budget Analysts	20	13.53	\$27.69	\$57,596	2.49	\$19.43	\$23.57	\$28.97	\$32.78	\$35.95	\$40,423	\$49,030	\$60,250	\$68,189	\$74,779
13-2051	Financial Analysts			\$36.84	\$76,631	16.48	\$20.89	\$29.63	\$40.32	\$44.42	\$46.80	\$43,447	\$61,637	\$83,872	\$92,402	\$97,336
13-2052	Personal Financial Advisors	120	32.71	\$19.32	\$40,191	10.00	\$13.11	\$15.28	\$16.98	\$18.68	\$33.71	\$27,272	\$31,782	\$35,322	\$38,862	\$70,107

Occupational Code	Occupational Title	Employment Estimate	Employment Percentage Relative Standard Error	Average Hourly Wage	Average Annual Wage	Wage Percentage Relative Standard Error	10th Percentile (Hourly)	25th Percentile (Hourly)	50th Percentile (Hourly)	75th Percentile (Hourly)	90th Percentile (Hourly)	10th Percentile (Annual)	25th Percentile (Annual)	50th Percentile (Annual)	75th Percentile (Annual)	90th Percentile (Annual)
13-2072	Loan Officers	210	16.72	\$31.44	\$65,398	11.37	\$13.55	\$16.46	\$24.82	\$38.46	\$56.53	\$28,177	\$34,240	\$51,621	\$79,999	\$117,579
13-2082	Tax Preparers			\$11.00	\$22,877	11.45	\$7.86	\$8.61	\$10.09	\$11.84	\$16.34	\$16,347	\$17,904	\$20,983	\$24,619	\$33,979
13-2099	Financial Specialists, All Other			\$22.87	\$47,560	3.77	\$16.14	\$17.92	\$21.70	\$27.47	\$32.80	\$33,571	\$37,279	\$45,140	\$57,143	\$68,234
15-0000	Computer and Mathematical Occupations	720	8.77	\$29.18	\$60,687	2.67	\$16.75	\$20.66	\$27.51	\$35.04	\$43.75	\$34,849	\$42,966	\$57,216	\$72,878	\$90,992
15-1121	Computer Systems Analysts	50	23.72	\$33.38	\$69,437	4.60	\$18.69	\$26.90	\$33.43	\$40.91	\$46.09	\$38,872	\$55,952	\$69,538	\$85,094	\$95,871
15-1131	Computer Programmers	70	40.31	\$31.48	\$65,478	10.36	\$15.94	\$18.81	\$32.16	\$35.62	\$42.73	\$33,155	\$39,122	\$66,895	\$74,079	\$88,887
15-1132	Software Developers, Applications	90	43.03	\$30.51	\$63,461	13.01	\$19.39	\$21.00	\$24.82	\$33.59	\$48.97	\$40,334	\$43,672	\$51,627	\$69,862	\$101,852
15-1133	Software Developers, Systems Software	10	39.27	\$33.67	\$70,040	5.26	\$26.99	\$30.78	\$33.28	\$35.78	\$37.29	\$56,146	\$64,015	\$69,223	\$74,431	\$77,556
15-1141	Database Administrators	20	23.51	\$33.51	\$69,709	3.96	\$18.92	\$21.88	\$34.80	\$43.11	\$50.74	\$39,347	\$45,511	\$72,392	\$89,662	\$105,549
15-1142	Network and Computer Systems Administrators*	150	9.32	\$28.85	\$60,007	5.98	\$16.05	\$20.16	\$27.47	\$34.60	\$42.78	\$33,375	\$41,930	\$57,148	\$71,968	\$88,977
15-1150	Computer Support Specialists	210	9.04	\$23.17	\$48,201	2.19	\$15.55	\$19.28	\$22.83	\$27.21	\$31.47	\$32,338	\$40,112	\$47,486	\$56,602	\$65,456
15-1179	Information Security Analysts, Web Developers, and Computer Network Architects	80	32.36	\$35.49	\$73,816	7.14	\$16.82	\$25.01	\$37.97	\$43.54	\$50.57	\$34,979	\$52,021	\$78,983	\$90,563	\$105,185
15-1799	Computer Occupations, All Other*	30	18.66	\$31.81	\$66,157	2.58	\$19.85	\$23.41	\$32.34	\$36.13	\$46.62	\$41,291	\$48,695	\$67,260	\$75,157	\$96,964
17-0000	Architecture and Engineering Occupations	1,410	9.80	\$35.45	\$73,741	3.05	\$19.49	\$25.13	\$33.06	\$42.94	\$55.69	\$40,546	\$52,263	\$68,775	\$89,316	\$115,830
17-1011	Architects, Except Landscape and Naval	60	39.37													
17-1012	Landscape Architects			\$28.85	\$60,004	11.54	\$20.46	\$23.57	\$30.81	\$34.53	\$35.87	\$42,565	\$49,032	\$64,088	\$71,823	\$74,619
17-1021	Cartographers and Photogrammetrists	20	44.48	\$31.89	\$66,338	10.36	\$23.31	\$25.68	\$30.76	\$39.30	\$43.51	\$48,494	\$53,406	\$63,974	\$81,751	\$90,499
17-1022	Surveyors	160	15.94	\$27.50	\$57,193	5.11	\$17.83	\$22.65	\$26.61	\$32.43	\$39.70	\$37,094	\$47,102	\$55,354	\$67,456	\$82,569
17-2051	Civil Engineers	270	20.00	\$37.04	\$77,035	2.70	\$25.08	\$29.93	\$35.28	\$43.99	\$52.42	\$52,174	\$62,255	\$73,386	\$91,506	\$109,028
17-2071	Electrical Engineers			\$39.75	\$82,673	5.24	\$27.75	\$32.60	\$39.71	\$45.90	\$53.36	\$57,725	\$67,817	\$82,598	\$95,467	\$110,983
17-2072	Electronics Engineers, Except Computer	10	37.43	\$33.80	\$70,296	10.79	\$23.14	\$25.56	\$32.03	\$40.22	\$51.13	\$48,135	\$53,165	\$66,626	\$83,656	\$106,360
17-2081	Environmental Engineers			\$47.03	\$97,819	13.42	\$26.52	\$35.07	\$50.09	\$59.22	\$66.59	\$55,152	\$72,947	\$104,188	\$123,183	\$138,505
17-2111	Health and Safety Engineers, Except Mining Safety Engineers and Inspectors	20	9.74	\$31.31	\$65,132	2.49	\$20.49	\$22.98	\$28.83	\$35.72	\$48.21	\$42,613	\$47,796	\$59,963	\$74,302	\$100,275
17-2112	Industrial Engineers	30	22.78	\$46.78	\$97,292	3.32	\$31.22	\$38.40	\$46.73	\$56.88	\$67.02	\$64,948	\$79,862	\$97,200	\$118,318	\$139,412
17-2141	Mechanical Engineers			\$48.71	\$101,320	16.42	\$29.25	\$33.40	\$58.74	\$66.16	\$70.61	\$60,833	\$69,471	\$122,186	\$137,608	\$146,860
17-2151	Mining and Geological Engineers, Including Mining Safety Engineers	70	10.15	\$40.65	\$84,562	2.29	\$26.46	\$30.84	\$39.10	\$44.55	\$54.93	\$55,046	\$64,146	\$81,321	\$92,662	\$114,253
17-2171	Petroleum Engineers			\$52.23	\$108,630	6.08	\$35.88	\$39.74	\$44.85	\$56.63	\$81.04	\$74,627	\$82,655	\$93,294	\$117,788	\$168,572
17-3011	Architectural and Civil Drafters	60	30.10	\$24.90	\$51,795	4.21	\$15.02	\$18.42	\$25.70	\$30.61	\$34.87	\$31,243	\$38,319	\$53,463	\$63,663	\$72,524
17-3022	Civil Engineering Technicians	60	20.44	\$23.91	\$49,737	3.93	\$16.20	\$19.48	\$24.10	\$28.45	\$32.54	\$33,697	\$40,521	\$50,128	\$59,177	\$67,680
17-3023	Electrical and Electronics Engineering Technicians	20	24.12	\$28.45	\$59,177	4.98	\$19.97	\$22.21	\$29.62	\$33.28	\$35.88	\$41,537	\$46,206	\$61,613	\$69,222	\$74,632
17-3024	Electro-Mechanical Technicians	10	46.97	\$29.83	\$62,041	7.13	\$24.12	\$25.58	\$28.00	\$31.78	\$35.54	\$50,175	\$53,203	\$58,250	\$66,106	\$73,930
17-3026	Industrial Engineering Technicians	10	16.00	\$34.47	\$71,688	3.27	\$29.02	\$31.05	\$34.04	\$38.49	\$43.37	\$60,366	\$64,590	\$70,798	\$80,052	\$90,210
17-3029	Engineering Technicians, Except Drafters, All Other			\$28.75	\$59,810	1.47	\$20.52	\$25.40	\$28.34	\$34.03	\$35.88	\$42,678	\$52,824	\$58,942	\$70,783	\$74,630
17-3031	Surveying and Mapping Technicians	110	20.28	\$22.37	\$46,533	3.88	\$16.29	\$19.19	\$21.65	\$25.29	\$29.61	\$33,891	\$39,916	\$45,032	\$52,604	\$61,594
19-0000	Life, Physical, and Social Science Occupations	1,630	8.40	\$26.95	\$56,063	3.00	\$13.46	\$17.78	\$25.16	\$32.96	\$40.52	\$27,989	\$36,972	\$52,333	\$68,562	\$84,282
19-1013	Soil and Plant Scientists	10	17.07	\$36.99	\$76,945	10.66	\$16.94	\$29.44	\$35.88	\$47.21	\$53.75	\$35,228	\$61,228	\$74,623	\$98,193	\$111,810
19-1029	Biological Scientists, All Other	120	9.45	\$31.01	\$64,508	2.98	\$22.81	\$27.38	\$31.27	\$36.38	\$41.04	\$47,452	\$56,941	\$65,046	\$75,671	\$85,358
19-1031	Conservation Scientists	110	16.95	\$27.26	\$56,695	3.47	\$15.64	\$22.61	\$28.51	\$34.03	\$35.87	\$32,522	\$47,037	\$59,304	\$70,784	\$74,616
19-1032	Foresters	30	5.84	\$29.94	\$62,283	1.76	\$24.34	\$27.37	\$29.66	\$33.12	\$35.87	\$50,619	\$56,937	\$61,683	\$68,880	\$74,615
19-2031	Chemists	30	17.81	\$38.36	\$79,797	2.24	\$29.13	\$34.24	\$39.62	\$43.62	\$46.21	\$60,593	\$71,229	\$82,407	\$90,732	\$96,113
19-2041	Environmental Scientists and Specialists, Including Health	80	13.13	\$34.23	\$71,202	3.15	\$24.83	\$28.33	\$33.72	\$40.32	\$45.70	\$51,639	\$58,936	\$70,137	\$83,863	\$95,058
19-2042	Geoscientists, Except Hydrologists and Geographers	90	32.49													
19-2043	Hydrologists	20	16.78	\$34.48	\$71,708	1.77	\$22.82	\$27.60	\$32.20	\$39.70	\$47.67	\$47,462	\$57,410	\$66,971	\$82,573	\$99,152
19-3031	Clinical, Counseling, and School Psychologists	60	7.49													
19-3051	Urban and Regional Planners	60	18.51	\$28.13	\$58,514	3.86	\$19.28	\$21.63	\$26.58	\$34.88	\$41.47	\$40,095	\$44,980	\$55,295	\$72,557	\$86,259
19-3091	Anthropologists and Archeologists	70	21.15	\$24.55	\$51,069	3.06	\$17.79	\$18.67	\$22.60	\$30.36	\$34.18	\$37,001	\$38,824	\$47,014	\$63,147	\$71,097
19-4091	Environmental Science and Protection Technicians, Including Health			\$24.57	\$51,104	4.76	\$19.48	\$22.33	\$24.95	\$27.38	\$29.35	\$40,513	\$46,439	\$51,898	\$56,950	\$61,043
19-4093	Forest and Conservation Technicians	400	0.01	\$16.76	\$34,869	0.90	\$11.99	\$13.45	\$15.06	\$19.28	\$23.62	\$24,933	\$27,984	\$31,315	\$40,093	\$49,133

Occupational Code	Occupational Title	Employment Estimate	Employment Percentage Relative Standard Error	Average Hourly Wage	Average Annual Wage	Wage Percentage Relative Standard Error	10th Percentile (Hourly)	25th Percentile (Hourly)	50th Percentile (Hourly)	75th Percentile (Hourly)	90th Percentile (Hourly)	10th Percentile (Annual)	25th Percentile (Annual)	50th Percentile (Annual)	75th Percentile (Annual)	90th Percentile (Annual)
19-4099	Life, Physical, and Social Science Technicians, All Other	50	9.53	\$24.11	\$50,157	2.63	\$15.05	\$18.65	\$25.13	\$28.35	\$30.43	\$31,313	\$38,789	\$52,266	\$58,961	\$63,289
21-0000	Community and Social Service Occupations	1,740	6.28	\$19.34	\$40,225	2.39	\$10.58	\$14.60	\$18.32	\$23.33	\$28.73	\$22,006	\$30,360	\$38,099	\$48,534	\$59,754
21-1011	Substance Abuse and Behavioral Disorder Counselors	90	26.70	\$18.89	\$39,288	7.90	\$12.42	\$14.17	\$19.28	\$22.38	\$26.61	\$25,826	\$29,474	\$40,111	\$46,551	\$55,352
21-1012	Educational, Guidance, School, and Vocational Counselors	240	13.30	\$21.27	\$44,235	2.31	\$15.53	\$17.71	\$20.97	\$24.67	\$28.00	\$32,308	\$36,828	\$43,622	\$51,314	\$58,236
21-1013	Marriage and Family Therapists			\$27.92	\$58,083	6.04	\$17.97	\$23.51	\$26.38	\$29.52	\$41.88	\$37,370	\$48,895	\$54,875	\$61,392	\$87,115
21-1014	Mental Health Counselors	180	19.59	\$18.04	\$37,522	3.25	\$12.05	\$14.80	\$17.22	\$21.61	\$25.98	\$25,071	\$30,784	\$35,819	\$44,945	\$54,049
21-1015	Rehabilitation Counselors			\$15.94	\$33,148	8.70	\$9.99	\$10.69	\$11.84	\$22.70	\$25.31	\$20,782	\$22,231	\$24,617	\$47,208	\$52,636
21-1021	Child, Family, and School Social Workers	240	16.00	\$19.49	\$40,531	5.36	\$10.96	\$14.83	\$17.94	\$22.52	\$31.29	\$22,792	\$30,854	\$37,315	\$46,849	\$65,092
21-1022	Healthcare Social Workers	80	16.65	\$22.83	\$47,494	2.37	\$15.90	\$18.22	\$21.54	\$26.17	\$31.96	\$33,063	\$37,897	\$44,806	\$54,440	\$66,483
21-1023	Mental Health and Substance Abuse Social Workers	50	25.95	\$14.99	\$31,174	2.83	\$8.74	\$10.87	\$15.20	\$18.05	\$21.72	\$18,188	\$22,604	\$31,617	\$37,553	\$45,177
21-1029	Social Workers, All Other	90	23.96	\$20.79	\$43,234	4.02	\$14.58	\$16.65	\$20.03	\$25.04	\$28.49	\$30,337	\$34,636	\$41,668	\$52,080	\$59,257
21-1091	Health Educators			\$23.17	\$48,200	5.35	\$13.34	\$16.48	\$23.01	\$29.67	\$34.22	\$27,751	\$34,274	\$47,859	\$61,723	\$71,188
21-1093	Social and Human Service Assistants	300	13.39	\$13.39	\$27,847	6.41	\$8.06	\$9.07	\$12.04	\$17.25	\$21.39	\$16,765	\$18,857	\$25,036	\$35,878	\$44,495
21-1798	Community and Social Service Specialists, All Other*	190	34.46	\$19.28	\$40,097	2.95	\$12.71	\$15.16	\$17.12	\$20.46	\$30.13	\$26,433	\$31,530	\$35,607	\$42,554	\$62,673
21-2011	Clergy	30	40.39	\$18.12	\$37,695	6.35	\$13.25	\$15.49	\$17.75	\$20.74	\$23.84	\$27,556	\$32,229	\$36,918	\$43,138	\$49,592
23-0000	Legal Occupations	650	9.68	\$40.34	\$83,905	10.91	\$16.02	\$21.19	\$29.86	\$52.44	\$76.95	\$33,330	\$44,075	\$62,102	\$109,077	\$160,049
23-1011	Lawyers	340	15.76	\$50.97	\$106,009	13.99	\$18.14	\$28.40	\$41.24	\$60.19	\$87.25	\$37,725	\$59,074	\$85,789	\$125,195	
23-1023	Judges, Magistrate Judges, and Magistrates	50	15.66	\$60.05	\$124,895	4.21	\$53.41	\$59.11	\$59.74	\$65.08	\$68.50	\$111,097	\$122,943	\$124,254	\$135,365	\$142,482
23-2011	Paralegals and Legal Assistants*	140	16.88	\$22.44	\$46,683	13.07	\$13.18	\$15.77	\$20.14	\$23.29	\$35.23	\$27,407	\$32,797	\$41,896	\$48,451	\$73,280
23-2093	Title Examiners, Abstractors, and Searchers	70	29.42	\$24.88	\$51,749	2.53	\$19.98	\$23.46	\$25.56	\$27.44	\$28.79	\$41,560	\$48,788	\$53,174	\$57,071	\$59,876
23-2099	Legal Support Workers, All Other	20	30.62	\$23.65	\$49,199	15.09	\$10.19	\$12.53	\$25.40	\$32.65	\$35.88	\$21,200	\$26,071	\$52,829	\$67,920	\$74,634
25-0000	Education, Training, and Library Occupations	6,800	6.21	\$20.35	\$42,337	1.98	\$11.23	\$15.04	\$19.36	\$24.41	\$29.02	\$23,353	\$31,276	\$40,269	\$50,782	\$60,361
25-1042	Biological Science Teachers, Postsecondary	40	39.23		\$55,831	3.17						\$30,692	\$43,203	\$52,505	\$66,155	\$75,363
25-1081	Education Teachers, Postsecondary				\$48,238	16.51						\$21,657	\$24,484	\$39,200	\$62,554	\$75,712
25-1124	Foreign Language and Literature Teachers, Postsecondary	10	44.02		\$43,862	2.24						\$27,494	\$32,623	\$44,162	\$53,738	\$60,291
25-1194	Vocational Education Teachers, Postsecondary	140	26.94	\$23.50	\$48,878	16.66	\$12.28	\$14.33	\$19.92	\$26.59	\$35.51	\$25,542	\$29,806	\$41,425	\$55,314	\$73,867
25-2011	Preschool Teachers, Except Special Education			\$14.56	\$30,295	6.16	\$9.90	\$11.41	\$14.09	\$16.96	\$19.97	\$20,585	\$23,733	\$29,306	\$35,277	\$41,535
25-2012	Kindergarten Teachers, Except Special Education	160	1.55		\$42,162	1.90						\$32,464	\$35,694	\$41,386	\$47,702	\$55,478
25-2021	Elementary School Teachers, Except Special Education	1,380	1.11		\$44,992	1.44						\$33,449	\$38,163	\$44,123	\$51,773	\$58,563
25-2022	Middle School Teachers, Except Special and Career/Technical Education	820	6.77		\$45,061	1.31						\$33,271	\$37,789	\$44,068	\$52,192	\$58,964
25-2031	Secondary School Teachers, Except Special and Career/Technical Education	940	0.96		\$44,566	1.53						\$32,746	\$36,792	\$43,567	\$52,036	\$58,972
25-2032	Career/Technical Education Teachers, Secondary School	60	1.52		\$42,419	2.47						\$28,623	\$33,542	\$40,576	\$50,079	\$60,254
25-2041	Special Education Teachers, Preschool, Kindergarten, and Elementary School*	150	1.01		\$46,304	2.06						\$32,813	\$37,352	\$45,255	\$54,678	\$61,243
25-2053	Special Education Teachers, Middle School	90	0.87		\$44,553	1.70						\$33,108	\$37,238	\$43,290	\$51,689	\$58,796
25-2054	Special Education Teachers, Secondary School	110	0.88		\$45,391	2.77						\$33,130	\$37,133	\$44,325	\$52,636	\$59,483
25-3011	Adult Basic and Secondary Education and Literacy Teachers and Instructors			\$17.37	\$36,140	3.78	\$14.60	\$15.58	\$17.01	\$18.44	\$21.85	\$30,375	\$32,405	\$35,376	\$38,346	\$45,439
25-3021	Self-Enrichment Education Teachers	80	40.80	\$18.24	\$37,945	8.13	\$9.10	\$14.29	\$16.85	\$21.28	\$29.72	\$18,933	\$29,720	\$35,039	\$44,268	\$61,827
25-3999	Teachers and Instructors, All Other*				\$53,407	6.06						\$35,167	\$43,520	\$51,803	\$58,919	\$79,743
25-4021	Librarians	240	28.47	\$22.09	\$45,952	5.78	\$10.82	\$14.32	\$19.67	\$28.95	\$37.09	\$22,495	\$29,785	\$40,913	\$60,221	\$77,142
25-4031	Library Technicians	360	32.20	\$12.30	\$25,580	9.33	\$7.99	\$8.87	\$12.11	\$15.33	\$17.88	\$16,624	\$18,441	\$25,186	\$31,886	\$37,183
25-9031	Instructional Coordinators	90	13.70	\$26.40	\$54,917	6.56	\$11.29	\$18.56	\$26.66	\$35.86	\$40.53	\$23,489	\$38,606	\$55,454	\$74,597	\$84,307
25-9041	Teacher Assistants	1,020	5.05		\$26,407	2.36						\$19,592	\$21,693	\$25,366	\$29,417	\$35,550
27-0000	Arts, Design, Entertainment, Sports, and Media Occupations	1,600	7.31	\$16.20	\$33,702	4.87	\$8.14	\$9.20	\$13.13	\$18.87	\$29.08	\$16,940	\$19,132	\$27,301	\$39,258	\$60,477

Occupational Code	Occupational Title	Employment Estimate	Employment Percentage Relative Standard Error	Average Hourly Wage	Average Annual Wage	Wage Percentage Relative Standard Error	10th Percentile (Hourly)	25th Percentile (Hourly)	50th Percentile (Hourly)	75th Percentile (Hourly)	90th Percentile (Hourly)	10th Percentile (Annual)	25th Percentile (Annual)	50th Percentile (Annual)	75th Percentile (Annual)	90th Percentile (Annual)
27-1013	Fine Artists, Including Painters, Sculptors, and Illustrators			\$11.72	\$24,384	16.22	\$7.92	\$8.55	\$9.59	\$15.01	\$17.06	\$16,472	\$17,776	\$19,948	\$31,230	\$35,487
27-1019	Artists and Related Workers, All Other			\$17.85	\$37,119	3.65	\$15.28	\$16.02	\$17.10	\$18.33	\$21.76	\$31,787	\$33,321	\$35,565	\$38,122	\$45,255
27-1023	Floral Designers	50	20.76	\$14.46	\$30,070	5.65	\$10.40	\$12.09	\$13.70	\$15.62	\$17.87	\$21,627	\$25,141	\$28,490	\$32,488	\$37,179
27-1024	Graphic Designers	150	26.12	\$16.53	\$34,390	9.83	\$10.03	\$10.94	\$13.50	\$18.39	\$29.27	\$20,867	\$22,761	\$28,073	\$38,252	\$60,873
27-1026	Merchandise Displayers and Window Trimmers			\$11.23	\$23,354	8.84	\$8.83	\$9.67	\$10.59	\$11.51	\$14.77	\$18,363	\$20,123	\$22,036	\$23,948	\$30,716
27-2012	Producers and Directors	10	32.28	\$25.51	\$53,069	13.19	\$15.49	\$16.56	\$18.34	\$38.94	\$43.43	\$32,223	\$34,448	\$38,156	\$80,994	\$90,336
27-2022	Coaches and Scouts	530	11.86		\$23,205	4.48						\$16,284	\$17,432	\$19,344	\$25,883	\$36,507
27-2023	Umpires, Referees, and Other Sports Officials				\$29,755	14.09						\$16,363	\$17,870	\$21,982	\$35,823	\$57,914
27-3022	Reporters and Correspondents	60	40.18													
27-3031	Public Relations Specialists	220	17.55	\$23.39	\$48,656	5.21	\$9.22	\$16.85	\$23.61	\$29.11	\$35.62	\$19,183	\$35,042	\$49,103	\$60,544	\$74,091
27-3041	Editors	40	37.50	\$23.61	\$49,102	8.88	\$15.11	\$16.44	\$18.72	\$28.45	\$36.65	\$31,429	\$34,195	\$38,933	\$59,169	\$76,240
27-3091	Interpreters and Translators	10	5.63	\$23.99	\$49,902	3.89	\$12.48	\$15.35	\$26.45	\$31.50	\$34.09	\$25,963	\$31,921	\$55,015	\$65,525	\$70,910
27-3099	Media and Communication Workers, All Other	20	47.51	\$16.16	\$33,621	12.68	\$11.65	\$13.18	\$15.27	\$17.63	\$25.00	\$24,238	\$27,412	\$31,771	\$36,662	\$52,003
27-4012	Broadcast Technicians	20	32.08	\$22.07	\$45,909	17.36	\$11.35	\$15.28	\$18.05	\$31.39	\$34.99	\$23,609	\$31,789	\$37,546	\$65,297	\$72,789
27-4021	Photographers	50	21.62	\$12.91	\$26,857	10.62	\$7.92	\$8.68	\$11.86	\$14.55	\$21.12	\$16,464	\$18,049	\$24,679	\$30,272	\$43,926
29-0000	Healthcare Practitioners and Technical Occupations	5,210	6.56	\$32.95	\$68,543	2.35	\$15.27	\$21.51	\$29.29	\$38.00	\$50.93	\$31,754	\$44,743	\$60,918	\$79,039	\$105,939
29-1021	Dentists, General	100	41.36	\$56.53	\$117,582	19.14	\$31.43	\$34.48	\$44.23	\$74.49		\$65,368	\$71,728	\$91,996	\$154,937	
29-1031	Dietitians and Nutritionists	60	28.85	\$19.68	\$40,926	11.94	\$8.06	\$9.10	\$17.98	\$27.31	\$33.39	\$16,756	\$18,928	\$37,404	\$56,812	\$69,450
29-1041	Optometrists	40	30.24	\$42.12	\$87,611	12.68	\$27.65	\$31.14	\$37.27	\$54.25	\$62.69	\$57,502	\$64,780	\$77,512	\$112,847	\$130,395
29-1051	Pharmacists	140	7.49	\$56.70	\$117,944	1.94	\$46.99	\$50.96	\$57.55	\$65.17	\$70.30	\$97,745	\$106,003	\$119,714	\$135,564	\$146,215
29-1062	Family and General Practitioners	130	16.15	\$82.04	\$170,634	11.26	\$39.03	\$52.05	\$78.50			\$81,182	\$108,256	\$163,275		
29-1066	Psychiatrists			\$73.46	\$152,807	20.76	\$36.89	\$41.63	\$78.13			\$76,739	\$86,581	\$162,500		
29-1067	Surgeons	30	32.79	\$118.13	\$245,717	17.53	\$80.33					\$167,082				
29-1069	Physicians and Surgeons, All Other	70	24.89	\$94.35	\$196,252	14.82	\$51.06	\$65.78				\$106,200	\$136,822			
29-1071	Physician Assistants	60	18.77	\$40.10	\$83,416	4.85	\$26.06	\$36.75	\$41.43	\$46.43	\$53.31	\$54,210	\$76,438	\$86,184	\$96,579	\$110,889
29-1111	Registered Nurses*	1,890	7.51	\$29.86	\$62,115	2.72	\$21.40	\$25.00	\$29.04	\$34.59	\$40.63	\$44,506	\$52,009	\$60,400	\$71,951	\$84,512
29-1122	Occupational Therapists	110	19.90	\$35.71	\$74,271	3.96	\$27.47	\$30.76	\$34.00	\$39.15	\$46.46	\$57,134	\$63,983	\$70,718	\$81,433	\$96,640
29-1123	Physical Therapists	280	24.60	\$36.05	\$74,993	5.46	\$19.60	\$30.92	\$35.66	\$42.14	\$47.17	\$40,763	\$64,316	\$74,175	\$87,649	\$98,117
29-1126	Respiratory Therapists	60	31.29	\$27.48	\$57,161	3.57	\$18.27	\$23.90	\$28.34	\$32.72	\$35.52	\$38,004	\$49,721	\$58,938	\$68,059	\$73,881
29-1127	Speech-Language Pathologists	100	11.19	\$40.74	\$84,741	3.15	\$27.45	\$33.52	\$39.78	\$45.90	\$59.55	\$57,092	\$69,715	\$82,739	\$95,475	\$123,864
29-1128	Therapists, All Other*	10	33.88	\$17.21	\$35,795	3.73	\$12.46	\$13.74	\$16.55	\$20.98	\$22.62	\$25,918	\$28,570	\$34,416	\$43,628	\$47,057
29-1131	Veterinarians	160	47.67	\$32.27	\$67,132	18.57	\$15.86	\$17.69	\$36.69	\$41.42	\$44.20	\$32,993	\$36,805	\$76,322	\$86,160	\$91,929
29-1181	Audiologists	20	36.10	\$31.80	\$66,144	3.86	\$25.04	\$27.43	\$31.21	\$35.92	\$41.32	\$52,076	\$57,057	\$64,923	\$74,713	\$85,943
29-1199	Health Diagnosing and Treating Practitioners, All Other			\$45.48	\$94,592	11.19	\$29.09	\$35.02	\$49.99	\$54.28	\$56.86	\$60,509	\$72,835	\$103,969	\$112,904	\$118,265
29-2011	Medical and Clinical Laboratory Technologists	50	30.16	\$31.83	\$66,209	5.94	\$19.58	\$26.09	\$32.94	\$39.10	\$43.56	\$40,722	\$54,259	\$68,521	\$81,333	\$90,610
29-2012	Medical and Clinical Laboratory Technicians	100	6.61	\$23.29	\$48,435	4.31	\$12.58	\$16.39	\$24.01	\$29.51	\$34.41	\$26,166	\$34,084	\$49,935	\$61,373	\$71,570
29-2021	Dental Hygienists	180	7.99	\$37.81	\$78,651	4.01	\$31.30	\$34.52	\$38.67	\$42.36	\$44.58	\$65,100	\$71,801	\$80,427	\$88,119	\$92,733
29-2031	Cardiovascular Technologists and Technicians	20	30.52	\$24.87	\$51,724	9.44	\$12.54	\$14.98	\$21.19	\$34.07	\$41.79	\$26,075	\$31,163	\$44,079	\$70,875	\$86,915
29-2032	Diagnostic Medical Sonographers	30	32.62	\$37.80	\$78,619	2.77	\$30.19	\$32.87	\$37.34	\$42.43	\$45.53	\$62,799	\$68,366	\$77,676	\$88,257	\$94,711
29-2037	Radiologic Technologists and Technicians*	170	11.31	\$27.66	\$57,529	3.20	\$19.67	\$22.52	\$26.95	\$32.63	\$38.09	\$40,916	\$46,850	\$56,062	\$67,878	\$79,218
29-2041	Emergency Medical Technicians and Paramedics	220	13.98	\$18.00	\$37,444	11.62	\$8.15	\$11.65	\$18.46	\$22.88	\$28.60	\$16,952	\$24,236	\$38,388	\$47,595	\$59,488
29-2051	Dietetic Technicians	20	33.94	\$14.44	\$30,025	7.14	\$11.15	\$12.29	\$13.54	\$14.85	\$19.16	\$23,201	\$25,564	\$28,163	\$30,886	\$39,856
29-2052	Pharmacy Technicians	150	6.68	\$14.74	\$30,655	1.51	\$11.27	\$12.54	\$14.17	\$16.72	\$18.64	\$23,437	\$26,078	\$29,482	\$34,772	\$38,779
29-2054	Respiratory Therapy Technicians	20	13.58													
29-2055	Surgical Technologists	120	29.79	\$20.49	\$42,610	6.01	\$14.05	\$16.63	\$20.23	\$24.20	\$27.86	\$29,217	\$34,600	\$42,087	\$50,340	\$57,945
29-2056	Veterinary Technologists and Technicians	120	18.85	\$18.24	\$37,936	7.21	\$12.82	\$14.90	\$18.92	\$21.16	\$22.52	\$26,659	\$31,001	\$39,343	\$44,018	\$46,833
29-2061	Licensed Practical and Licensed Vocational Nurses	250	8.45	\$18.62	\$38,720	3.54	\$11.26	\$15.50	\$18.81	\$21.85	\$25.15	\$23,426	\$32,247	\$39,121	\$45,453	\$52,315
29-2071	Medical Records and Health Information Technicians	110	12.08	\$18.67	\$38,837	3.47	\$11.55	\$15.26	\$17.84	\$22.31	\$26.83	\$24,019	\$31,736	\$37,109	\$46,407	\$55,806
29-2081	Opticians, Dispensing			\$18.71	\$38,927	5.24	\$12.80	\$14.33	\$17.24	\$23.91	\$27.21	\$26,629	\$29,812	\$35,859	\$49,734	\$56,587

Occupational Code	Occupational Title	Employment Estimate	Employment Percentage Relative Standard Error	Average Hourly Wage	Average Annual Wage	Wage Percentage Relative Standard Error	10th Percentile (Hourly)	25th Percentile (Hourly)	50th Percentile (Hourly)	75th Percentile (Hourly)	90th Percentile (Hourly)	10th Percentile (Annual)	25th Percentile (Annual)	50th Percentile (Annual)	75th Percentile (Annual)	90th Percentile (Annual)
29-2799	Health Technologists and Technicians, All Other*	30	19.29	\$16.85	\$35,040	5.99	\$10.66	\$12.48	\$16.58	\$20.71	\$23.70	\$22,163	\$25,967	\$34,478	\$43,084	\$49,288
29-9011	Occupational Health and Safety Specialists	80	16.70	\$35.18	\$73,183	2.44	\$23.00	\$29.43	\$36.18	\$41.96	\$44.41	\$47,833	\$61,218	\$75,259	\$87,281	\$92,382
29-9091	Athletic Trainers	30	40.39	\$40.39	\$41,150	5.63						\$27,696	\$32,461	\$41,795	\$48,987	\$55,821
29-9799	Healthcare Practitioners and Technical Workers, All Other*	20	3.03													
31-0000	Healthcare Support Occupations	2,310	6.79	\$14.56	\$30,280	2.59	\$9.51	\$10.78	\$13.30	\$17.25	\$21.78	\$19,774	\$22,426	\$27,664	\$35,876	\$45,299
31-1011	Home Health Aides	450	21.22	\$12.69	\$26,389	4.70	\$8.46	\$9.78	\$11.27	\$13.80	\$19.13	\$17,598	\$20,341	\$23,436	\$28,711	\$39,798
31-1012	Nursing Aides, Orderlies, and Attendants*	700	11.98	\$12.02	\$25,009	2.00	\$9.53	\$10.38	\$11.81	\$13.56	\$14.63	\$19,822	\$21,595	\$24,559	\$28,202	\$30,435
31-2021	Physical Therapist Assistants	30	43.92	\$18.80	\$39,111	4.57	\$13.36	\$15.72	\$18.03	\$22.12	\$26.31	\$27,779	\$32,703	\$37,506	\$46,012	\$54,729
31-2022	Physical Therapist Aides	30	43.92	\$14.11	\$29,354	21.38	\$9.89	\$10.62	\$12.05	\$18.83	\$21.26	\$20,567	\$22,085	\$25,073	\$39,159	\$44,231
31-9011	Massage Therapists	140	26.36	\$19.63	\$40,836	13.73	\$7.94	\$8.81	\$15.19	\$26.45	\$47.32	\$16,516	\$18,315	\$31,596	\$55,012	\$98,434
31-9091	Dental Assistants	320	17.56	\$17.67	\$36,759	5.37	\$14.74	\$15.79	\$17.54	\$19.96	\$22.03	\$30,665	\$32,844	\$36,487	\$41,507	\$45,830
31-9092	Medical Assistants	290	16.81	\$16.95	\$35,261	5.10	\$10.67	\$13.06	\$17.05	\$20.91	\$22.88	\$22,195	\$27,161	\$35,456	\$43,487	\$47,591
31-9093	Medical Equipment Preparers	30	34.77	\$15.53	\$32,298	5.53	\$10.57	\$12.59	\$15.24	\$18.71	\$21.35	\$21,985	\$26,189	\$31,694	\$38,913	\$44,409
31-9094	Medical Transcriptionists	70	40.99	\$18.53	\$38,547	2.84	\$12.92	\$14.77	\$18.43	\$21.87	\$25.43	\$26,867	\$30,723	\$38,328	\$45,489	\$52,890
31-9799	Healthcare Support Workers, All Other*	170	9.91	\$13.90	\$28,921	1.84	\$10.25	\$11.71	\$13.53	\$15.75	\$17.92	\$21,321	\$24,347	\$28,142	\$32,762	\$37,276
33-0000	Protective Service Occupations	2,720	5.17	\$19.71	\$40,999	2.38	\$9.36	\$12.97	\$18.92	\$24.93	\$31.41	\$19,471	\$26,977	\$39,362	\$51,855	\$65,325
33-1011	First-Line Supervisors of Correctional Officers	30	15.82	\$30.63	\$63,701	3.39	\$22.31	\$24.76	\$31.27	\$35.21	\$38.57	\$46,406	\$51,490	\$65,035	\$73,238	\$80,223
33-1012	First-Line Supervisors of Police and Detectives	100	10.99	\$36.51	\$75,948	2.45	\$26.43	\$31.02	\$36.39	\$41.34	\$46.07	\$54,966	\$64,521	\$75,694	\$85,993	\$95,835
33-1021	First-Line Supervisors of Fire Fighting and Prevention Workers	40	39.84	\$33.75	\$70,202	8.89	\$20.27	\$22.28	\$33.97	\$43.40	\$51.17	\$42,161	\$46,343	\$70,661	\$90,275	\$106,426
33-1099	First-Line Supervisors of Protective Service Workers, All Other	60	22.82	\$25.53	\$53,106	4.61	\$13.52	\$21.60	\$26.68	\$32.26	\$34.95	\$28,112	\$44,936	\$55,486	\$67,109	\$72,703
33-2011	Firefighters	280	23.52	\$19.00	\$39,514	6.37	\$10.18	\$12.83	\$17.59	\$23.35	\$30.79	\$21,178	\$26,682	\$36,582	\$48,577	\$64,050
33-3012	Correctional Officers and Jailers	260	9.40	\$19.84	\$41,260	2.97	\$15.58	\$17.32	\$19.11	\$21.73	\$25.61	\$32,411	\$36,027	\$39,753	\$45,199	\$53,277
33-3021	Detectives and Criminal Investigators	110	9.43	\$30.70	\$63,859	4.46	\$18.10	\$22.48	\$27.42	\$36.11	\$52.45	\$37,658	\$46,748	\$57,038	\$75,119	\$109,101
33-3051	Police and Sheriff's Patrol Officers	720	12.24	\$24.34	\$50,621	1.30	\$18.90	\$20.87	\$24.19	\$27.67	\$31.42	\$39,314	\$43,402	\$50,315	\$57,563	\$65,362
33-9011	Animal Control Workers	70	23.53	\$12.50	\$26,010	2.81	\$8.10	\$9.17	\$11.96	\$14.27	\$17.59	\$16,844	\$19,065	\$24,884	\$29,678	\$36,591
33-9032	Security Guards	240	26.90	\$14.51	\$30,183	7.05	\$8.98	\$11.96	\$13.48	\$15.95	\$21.36	\$18,678	\$24,873	\$28,044	\$33,170	\$44,435
33-9091	Crossing Guards	120	14.86	\$14.01	\$29,138	4.26	\$9.46	\$10.59	\$13.28	\$17.41	\$20.57	\$19,667	\$22,035	\$27,622	\$36,203	\$42,794
33-9092	Lifeguards, Ski Patrol, and Other Recreational Protective Service Workers	410	12.03	\$10.43	\$21,684	3.19	\$7.83	\$8.48	\$9.67	\$11.32	\$14.18	\$16,286	\$17,639	\$20,110	\$23,555	\$29,499
33-9093	Transportation Security Screeners* (federal only)	60	0.03	\$16.93	\$35,208	1.62	\$14.00	\$14.01	\$16.11	\$18.49	\$21.64	\$29,126	\$29,136	\$33,501	\$38,467	\$45,017
33-9099	Protective Service Workers, All Other *	180	2.52	\$16.12	\$33,527	2.59	\$11.07	\$14.56	\$15.06	\$18.56	\$21.55	\$23,020	\$30,279	\$31,318	\$38,609	\$44,834
35-0000	Food Preparation and Serving Related Occupations	10,630	3.47	\$10.68	\$22,210	2.71	\$7.75	\$8.27	\$9.13	\$11.63	\$14.82	\$16,112	\$17,194	\$18,997	\$24,196	\$30,830
35-1011	Chefs and Head Cooks	80	34.32	\$28.31	\$58,882	24.59	\$14.23	\$16.53	\$21.76	\$47.55	\$54.14	\$29,602	\$34,389	\$45,259	\$98,913	\$112,620
35-1012	First-Line Supervisors of Food Preparation and Serving Workers	650	20.63	\$18.05	\$37,535	8.64	\$9.20	\$11.40	\$17.64	\$24.96	\$27.84	\$19,146	\$23,714	\$36,695	\$51,923	\$57,898
35-2011	Cooks, Fast Food	450	9.00	\$8.78	\$18,255	6.38	\$7.60	\$7.93	\$8.48	\$9.03	\$10.19	\$15,816	\$16,501	\$17,643	\$18,784	\$21,194
35-2012	Cooks, Institution and Cafeteria	450	9.00	\$11.80	\$24,545	3.08	\$8.32	\$9.55	\$10.92	\$13.33	\$16.79	\$17,312	\$19,856	\$22,708	\$27,719	\$34,919
35-2014	Cooks, Restaurant	1,440	21.90	\$10.99	\$22,866	6.27	\$7.80	\$8.45	\$10.09	\$13.21	\$14.50	\$16,233	\$17,572	\$20,981	\$27,477	\$30,161
35-2015	Cooks, Short Order	450	9.00	\$12.36	\$25,702	9.49	\$8.71	\$10.89	\$12.89	\$14.08	\$14.80	\$18,108	\$22,658	\$26,811	\$29,296	\$30,782
35-2021	Food Preparation Workers	680	13.07	\$11.04	\$22,970	2.79	\$8.17	\$9.33	\$10.72	\$12.35	\$14.30	\$16,989	\$19,403	\$22,290	\$25,686	\$29,743
35-3011	Bartenders	460	15.10	\$8.47	\$17,616	1.85	\$7.61	\$7.92	\$8.44	\$8.96	\$9.27	\$15,836	\$16,481	\$17,554	\$18,628	\$19,291
35-3021	Combined Food Preparation and Serving Workers, Including Fast Food	2,370	9.49	\$9.86	\$20,503	3.26	\$7.75	\$8.26	\$9.11	\$11.09	\$13.46	\$16,113	\$17,179	\$18,956	\$23,057	\$27,987
35-3022	Counter Attendants, Cafeteria, Food Concession, and Coffee Shop	100	24.86	\$9.76	\$20,301	3.64	\$7.89	\$8.67	\$9.95	\$10.95	\$11.55	\$16,421	\$18,036	\$20,695	\$22,775	\$24,020
35-3031	Waiters and Waitresses	2,400	13.39	\$9.82	\$20,435	5.41	\$7.67	\$8.07	\$8.73	\$9.48	\$14.68	\$15,960	\$16,784	\$18,159	\$19,722	\$30,534
35-3041	Food Servers, Nonrestaurant	120	33.39	\$11.80	\$24,538	7.24	\$7.91	\$8.67	\$11.34	\$15.01	\$17.30	\$16,462	\$18,041	\$23,594	\$31,212	\$35,982
35-9011	Dining Room and Cafeteria Attendants and Bartender Helpers	320	30.50	\$9.20	\$19,126	3.26	\$7.66	\$8.07	\$8.74	\$9.59	\$11.53	\$15,942	\$16,782	\$18,181	\$19,943	\$23,990
35-9021	Dishwashers	550	16.05	\$8.75	\$18,201	3.35	\$7.65	\$8.02	\$8.64	\$9.25	\$10.64	\$15,907	\$16,678	\$17,963	\$19,249	\$22,138
35-9031	Hosts and Hostesses, Restaurant, Lounge, and Coffee Shop	360	35.03	\$9.77	\$20,330	7.48	\$7.69	\$8.10	\$8.79	\$9.99	\$12.61	\$15,990	\$16,853	\$18,292	\$20,774	\$26,223



Occupational Code	Occupational Title	Employment Estimate	Employment Percentage Relative Standard Error	Average Hourly Wage	Average Annual Wage	Wage Percentage Relative Standard Error	10th Percentile (Hourly)	25th Percentile (Hourly)	50th Percentile (Hourly)	75th Percentile (Hourly)	90th Percentile (Hourly)	10th Percentile (Annual)	25th Percentile (Annual)	50th Percentile (Annual)	75th Percentile (Annual)	90th Percentile (Annual)
37-0000	Building and Grounds Cleaning and Maintenance Occupations	3,690	6.57	\$13.05	\$27,138	2.40	\$8.55	\$10.01	\$12.17	\$14.92	\$18.51	\$17,782	\$20,829	\$25,315	\$31,024	\$38,499
37-1011	First-Line Supervisors of Housekeeping and Janitorial Workers			\$20.67	\$42,997	8.11	\$12.59	\$13.94	\$20.56	\$25.85	\$28.95	\$26,184	\$29,001	\$42,761	\$53,768	\$60,218
37-1012	First-Line Supervisors of Landscaping, Lawn Service, and Groundskeeping Workers	80	47.24	\$22.47	\$46,740	2.80	\$18.90	\$19.82	\$21.37	\$22.92	\$30.45	\$39,306	\$41,235	\$44,449	\$47,671	\$63,341
37-2011	Janitors and Cleaners, Except Maids and Housekeeping Cleaners	1,170	9.73	\$12.40	\$25,794	2.15	\$8.67	\$10.09	\$11.99	\$14.04	\$16.93	\$18,023	\$20,991	\$24,931	\$29,203	\$35,219
37-2012	Maids and Housekeeping Cleaners	1,170	17.46	\$11.27	\$23,435	4.68	\$8.06	\$9.06	\$10.59	\$13.02	\$16.37	\$16,762	\$18,842	\$22,031	\$27,082	\$34,053
37-3011	Landscaping and Groundskeeping Workers	1,000	5.74	\$13.85	\$28,803	5.23	\$9.32	\$10.83	\$13.23	\$16.00	\$19.14	\$19,390	\$22,528	\$27,529	\$33,287	\$39,811
37-3012	Pesticide Handlers, Sprayers, and Applicators, Vegetation	30	31.85	\$17.37	\$36,128	4.51	\$12.50	\$14.11	\$18.36	\$20.73	\$22.14	\$26,004	\$29,344	\$38,189	\$43,112	\$46,050
37-3019	Grounds Maintenance Workers, All Other			\$14.95	\$31,099	12.62	\$11.87	\$12.55	\$13.70	\$17.24	\$21.15	\$24,685	\$26,112	\$28,490	\$35,869	\$43,994
39-0000	Personal Care and Service Occupations	2,690	8.30	\$12.24	\$25,451	2.66	\$7.91	\$8.69	\$10.43	\$13.72	\$18.55	\$16,459	\$18,082	\$21,703	\$28,540	\$38,579
39-1021	First-Line Supervisors of Personal Service Workers	90	10.80	\$19.64	\$40,852	2.77	\$10.50	\$14.02	\$18.06	\$24.40	\$29.45	\$21,833	\$29,157	\$37,559	\$50,749	\$61,255
39-2021	Nonfarm Animal Caretakers	130	28.54	\$10.46	\$21,758	4.72	\$7.87	\$8.59	\$10.01	\$11.41	\$13.78	\$16,366	\$17,861	\$20,810	\$23,723	\$28,664
39-3031	Ushers, Lobby Attendants, and Ticket Takers			\$9.94	\$20,676	3.59	\$8.10	\$9.07	\$10.14	\$11.01	\$11.53	\$16,842	\$18,856	\$21,088	\$22,894	\$23,978
39-3091	Amusement and Recreation Attendants			\$10.64	\$22,133	2.64	\$8.16	\$9.35	\$10.38	\$11.34	\$13.29	\$16,981	\$19,448	\$21,585	\$23,586	\$27,638
39-3099	Entertainment Attendants and Related Workers, All Other	30	28.94	\$9.25	\$19,230	5.64	\$7.72	\$8.21	\$9.02	\$10.42	\$11.32	\$16,056	\$17,070	\$18,761	\$21,666	\$23,553
39-4021	Funeral Attendants	10	20.73	\$11.70	\$24,335	14.01	\$8.22	\$9.48	\$11.08	\$14.29	\$16.61	\$17,107	\$19,714	\$23,036	\$29,726	\$34,543
39-4831	Funeral Service Managers, Directors, Morticians, and Undertakers	20	41.03	\$29.75	\$61,889	23.66	\$15.74	\$17.05	\$22.71	\$41.04	\$61.07	\$32,739	\$35,455	\$47,243	\$85,358	\$127,031
39-5012	Hairdressers, Hairstylists, and Cosmetologists	160	36.08	\$10.89	\$22,661	5.93	\$8.02	\$8.97	\$10.39	\$11.75	\$14.40	\$16,680	\$18,659	\$21,611	\$24,441	\$29,952
39-7011	Tour Guides and Escorts			\$13.23	\$27,522	3.25	\$11.95	\$12.49	\$13.45	\$14.05	\$14.67	\$24,854	\$25,988	\$27,979	\$29,232	\$30,514
39-7012	Travel Guides			\$15.29	\$31,794	7.96	\$10.87	\$12.70	\$15.54	\$17.52	\$19.95	\$22,616	\$26,412	\$32,333	\$36,445	\$41,490
39-9011	Childcare Workers	310	39.09	\$11.08	\$23,040	2.82	\$7.96	\$8.78	\$10.37	\$13.02	\$14.98	\$16,559	\$18,261	\$21,571	\$27,081	\$31,167
39-9021	Personal Care Aides	840	13.50	\$9.91	\$20,603	4.80	\$7.68	\$8.13	\$8.89	\$10.67	\$13.83	\$15,972	\$16,918	\$18,495	\$22,194	\$28,758
39-9031	Fitness Trainers and Aerobics Instructors	190	11.21	\$20.82	\$43,313	6.15	\$11.58	\$15.75	\$18.37	\$26.71	\$33.36	\$24,079	\$32,767	\$38,213	\$55,547	\$69,390
39-9032	Recreation Workers	320	11.54	\$13.06	\$27,156	3.26	\$8.34	\$9.69	\$11.59	\$14.62	\$19.13	\$17,341	\$20,162	\$24,117	\$30,415	\$39,791
41-0000	Sales and Related Occupations	11,460	3.97	\$15.89	\$33,058	2.35	\$8.48	\$9.97	\$13.24	\$18.05	\$25.88	\$17,648	\$20,739	\$27,547	\$37,538	\$53,834
41-1011	First-Line Supervisors of Retail Sales Workers	1,060	8.73	\$19.25	\$40,049	2.70	\$11.61	\$14.30	\$18.75	\$22.77	\$27.48	\$24,140	\$29,737	\$38,992	\$47,368	\$57,167
41-1012	First-Line Supervisors of Non-Retail Sales Workers	110	25.05	\$27.38	\$56,951	6.48	\$15.62	\$19.25	\$25.27	\$33.43	\$47.36	\$32,486	\$40,037	\$52,562	\$69,537	\$98,513
41-2011	Cashiers	3,120	7.25	\$11.32	\$23,536	2.60	\$8.09	\$8.96	\$10.61	\$13.33	\$16.32	\$16,819	\$18,627	\$22,079	\$27,727	\$33,940
41-2021	Counter and Rental Clerks	470	18.06	\$12.05	\$25,065	6.66	\$8.11	\$8.97	\$11.76	\$13.89	\$17.29	\$16,868	\$18,662	\$24,470	\$28,888	\$35,973
41-2022	Parts Salespersons	250	28.79	\$16.21	\$33,707	4.53	\$12.12	\$13.38	\$15.42	\$17.99	\$22.28	\$25,216	\$27,829	\$32,071	\$37,409	\$46,339
41-2031	Retail Salespersons	3,830	5.30	\$13.54	\$28,165	3.69	\$8.35	\$9.59	\$11.95	\$15.24	\$20.26	\$17,359	\$19,939	\$24,853	\$31,691	\$42,134
41-3011	Advertising Sales Agents	160	24.16	\$18.70	\$38,889	14.35	\$8.96	\$11.97	\$16.88	\$21.40	\$29.65	\$18,627	\$24,901	\$35,106	\$44,514	\$61,678
41-3021	Insurance Sales Agents	250	15.35	\$21.70	\$45,144	8.57	\$12.31	\$14.68	\$19.85	\$22.72	\$32.67	\$25,605	\$30,538	\$41,282	\$47,267	\$67,956
41-3031	Securities, Commodities, and Financial Services Sales Agents	190	22.18													
41-3041	Travel Agents	30	21.10	\$15.21	\$31,627	8.65	\$8.57	\$12.46	\$14.98	\$18.21	\$22.22	\$17,816	\$25,917	\$31,164	\$37,876	\$46,228
41-3099	Sales Representatives, Services, All Other	460	37.53	\$24.31	\$50,555	11.76	\$12.71	\$15.36	\$18.28	\$22.77	\$47.49	\$26,428	\$31,956	\$38,030	\$47,367	\$98,780
41-4011	Sales Representatives, Wholesale and Manufacturing, Technical and Scientific Products			\$35.09	\$72,989	5.33	\$15.07	\$26.02	\$33.38	\$43.99	\$56.18	\$31,342	\$54,119	\$69,430	\$91,506	\$116,859
41-4012	Sales Representatives, Wholesale and Manufacturing, Except Technical and Scientific Products	950	12.01	\$26.54	\$55,207	5.63	\$13.36	\$16.66	\$21.38	\$28.62	\$43.11	\$27,789	\$34,653	\$44,462	\$59,537	\$89,659
41-9021	Real Estate Brokers	30	47.23	\$36.74	\$76,428	18.31	\$12.32	\$30.92	\$39.80	\$43.84	\$46.28	\$25,627	\$64,322	\$82,780	\$91,183	\$96,265
41-9022	Real Estate Sales Agents	270	18.65	\$16.65	\$34,630	12.01	\$8.13	\$9.01	\$14.16	\$18.56	\$32.20	\$16,919	\$18,736	\$29,452	\$38,603	\$66,973
41-9799	Sales and Related Workers, All Other*	120	26.86	\$13.27	\$27,609	4.36	\$8.98	\$10.80	\$12.89	\$14.44	\$17.88	\$18,681	\$22,456	\$26,815	\$30,038	\$37,200
43-0000	Office and Administrative Support Occupations	16,190	2.85	\$15.78	\$32,832	0.93	\$9.08	\$11.50	\$14.76	\$18.61	\$24.09	\$18,893	\$23,916	\$30,695	\$38,702	\$50,110
43-1011	First-Line Supervisors of Office and Administrative Support Workers	710	5.96	\$21.60	\$44,932	2.74	\$11.54	\$14.75	\$19.92	\$26.13	\$33.57	\$24,005	\$30,682	\$41,434	\$54,354	\$69,833

Occupational Code	Occupational Title	Employment Estimate	Employment Percentage Relative Standard Error	Average Hourly Wage	Average Annual Wage	Wage Percentage Relative Standard Error	10th Percentile (Hourly)	25th Percentile (Hourly)	50th Percentile (Hourly)	75th Percentile (Hourly)	90th Percentile (Hourly)	10th Percentile (Annual)	25th Percentile (Annual)	50th Percentile (Annual)	75th Percentile (Annual)	90th Percentile (Annual)
43-2011	Switchboard Operators, Including Answering Service	70	19.52	\$11.80	\$24,544	10.20	\$8.00	\$8.76	\$10.63	\$13.50	\$15.68	\$16,645	\$18,211	\$22,119	\$28,079	\$32,609
43-3011	Bill and Account Collectors	110	19.19	\$17.18	\$35,739	6.43	\$11.88	\$13.21	\$15.90	\$21.81	\$25.76	\$24,702	\$27,476	\$33,079	\$45,357	\$53,572
43-3021	Billing and Posting Clerks			\$16.11	\$33,506	2.53	\$11.55	\$13.54	\$16.24	\$18.92	\$21.60	\$24,020	\$28,158	\$33,774	\$39,357	\$44,923
43-3031	Bookkeeping, Accounting, and Auditing Clerks	2,350	7.38	\$15.98	\$33,239	3.13	\$8.44	\$10.95	\$15.25	\$19.34	\$25.17	\$17,545	\$22,783	\$31,719	\$40,232	\$52,346
43-3051	Payroll and Timekeeping Clerks	100	27.50	\$20.04	\$41,683	2.22	\$13.83	\$15.98	\$18.88	\$24.53	\$28.02	\$28,765	\$33,239	\$39,276	\$51,017	\$58,291
43-3061	Procurement Clerks	20	18.72	\$19.25	\$40,030	4.04	\$11.68	\$16.79	\$19.58	\$21.94	\$24.48	\$24,302	\$34,914	\$40,725	\$45,643	\$50,913
43-3071	Tellers	560	10.05	\$12.37	\$25,739	2.32	\$9.84	\$10.48	\$11.56	\$13.91	\$16.49	\$20,469	\$21,805	\$24,041	\$28,941	\$34,299
43-4031	Court, Municipal, and License Clerks	260	8.25	\$18.60	\$38,682	1.59	\$13.70	\$14.93	\$17.80	\$21.76	\$24.71	\$28,504	\$31,059	\$37,023	\$45,257	\$51,404
43-4051	Customer Service Representatives	760	12.13	\$15.15	\$31,506	3.59	\$9.54	\$11.07	\$13.65	\$18.77	\$22.50	\$19,838	\$23,024	\$28,386	\$39,033	\$46,790
43-4061	Eligibility Interviewers, Government Programs	60	11.52	\$19.14	\$39,813	2.83	\$12.71	\$14.11	\$18.26	\$23.06	\$26.02	\$26,446	\$29,348	\$37,979	\$47,969	\$54,118
43-4071	File Clerks	70	23.93	\$15.88	\$33,038	5.68	\$11.07	\$12.57	\$14.84	\$19.69	\$22.10	\$23,031	\$26,149	\$30,864	\$40,961	\$45,967
43-4081	Hotel, Motel, and Resort Desk Clerks	610	27.31	\$10.05	\$20,898	5.02	\$7.86	\$8.52	\$9.57	\$11.10	\$13.17	\$16,348	\$17,715	\$19,911	\$23,080	\$27,394
43-4111	Interviewers, Except Eligibility and Loan	80	21.65	\$16.85	\$35,057	4.48	\$10.97	\$13.14	\$16.43	\$19.93	\$23.98	\$22,827	\$27,333	\$34,167	\$41,446	\$49,873
43-4121	Library Assistants, Clerical			\$12.07	\$25,114	3.11	\$8.32	\$9.57	\$12.10	\$14.27	\$16.54	\$17,296	\$19,898	\$25,164	\$29,683	\$34,399
43-4131	Loan Interviewers and Clerks	80	20.38	\$16.18	\$33,650	4.36	\$11.37	\$13.40	\$16.01	\$18.26	\$21.81	\$23,657	\$27,871	\$33,302	\$37,974	\$45,363
43-4141	New Accounts Clerks	60	26.92	\$14.33	\$29,797	10.53	\$10.17	\$11.38	\$13.33	\$17.34	\$20.93	\$21,162	\$23,680	\$27,728	\$36,065	\$43,543
43-4151	Order Clerks	60	24.91	\$12.44	\$25,865	5.09	\$8.42	\$9.83	\$11.59	\$14.15	\$18.38	\$17,510	\$20,447	\$24,101	\$29,429	\$38,224
43-4161	Human Resources Assistants, Except Payroll and Timekeeping	60	12.86	\$17.03	\$35,415	2.64	\$11.73	\$13.98	\$16.46	\$18.65	\$24.14	\$24,394	\$29,072	\$34,239	\$38,788	\$50,202
43-4171	Receptionists and Information Clerks	960	13.26	\$13.39	\$27,856	1.51	\$9.50	\$11.37	\$13.39	\$15.60	\$17.63	\$19,760	\$23,648	\$27,854	\$32,443	\$36,677
43-4181	Reservation and Transportation Ticket Agents and Travel Clerks			\$10.43	\$21,702	5.24	\$7.78	\$8.40	\$9.44	\$11.20	\$14.26	\$16,181	\$17,476	\$19,644	\$23,306	\$29,667
43-4199	Information and Record Clerks, All Other	200	9.17	\$17.65	\$36,712	1.37	\$13.45	\$14.08	\$17.35	\$20.59	\$23.00	\$27,977	\$29,289	\$36,098	\$42,826	\$47,850
43-5031	Police, Fire, and Ambulance Dispatchers	120	13.52	\$19.19	\$39,908	2.33	\$15.29	\$16.68	\$19.25	\$21.62	\$22.89	\$31,796	\$34,688	\$40,049	\$44,965	\$47,615
43-5032	Dispatchers, Except Police, Fire, and Ambulance	170	14.50	\$25.53	\$53,108	5.54	\$13.05	\$16.19	\$23.02	\$34.58	\$40.94	\$27,149	\$33,679	\$47,878	\$71,929	\$85,156
43-5041	Meter Readers, Utilities	50	25.94	\$22.63	\$47,075	2.82	\$16.59	\$19.12	\$21.85	\$25.77	\$28.77	\$34,506	\$39,762	\$45,444	\$53,611	\$59,839
43-5051	Postal Service Clerks	90	0.02	\$25.08	\$52,171	1.46	\$22.52	\$25.22	\$25.53	\$25.66	\$26.56	\$46,842	\$52,452	\$53,092	\$53,378	\$55,235
43-5052	Postal Service Mail Carriers	210	0.01	\$23.57	\$49,024	1.33	\$19.45	\$19.46	\$25.01	\$26.70	\$27.77	\$40,460	\$40,473	\$52,010	\$55,529	\$57,765
43-5053	Postal Service Mail Sorters, Processors, and Processing Machine Operators	100	0.02	\$17.78	\$36,980	1.98	\$10.00	\$10.55	\$14.08	\$25.52	\$25.53	\$20,792	\$21,953	\$29,284	\$53,088	\$53,097
43-5061	Production, Planning, and Expediting Clerks	30	25.41	\$22.07	\$45,900	5.16	\$11.32	\$13.69	\$21.91	\$29.96	\$33.91	\$23,553	\$28,480	\$45,579	\$62,325	\$70,526
43-5071	Shipping, Receiving, and Traffic Clerks	210	22.22	\$14.87	\$30,930	2.93	\$10.22	\$11.75	\$14.16	\$17.59	\$21.03	\$21,266	\$24,436	\$29,452	\$36,583	\$43,742
43-5081	Stock Clerks and Order Fillers	1,420	8.08	\$13.08	\$27,197	2.50	\$8.40	\$9.80	\$11.93	\$15.72	\$18.33	\$17,475	\$20,384	\$24,807	\$32,706	\$38,135
43-5111	Weighers, Measurers, Checkers, and Samplers, Recordkeeping			\$18.17	\$37,804	4.15	\$10.64	\$15.39	\$17.80	\$22.30	\$26.19	\$22,122	\$32,013	\$37,034	\$46,388	\$54,466
43-6011	Executive Secretaries and Executive Administrative Assistants	600	9.23	\$21.84	\$45,437	2.28	\$14.91	\$16.99	\$20.66	\$26.05	\$32.04	\$31,010	\$35,344	\$42,963	\$54,177	\$66,639
43-6012	Legal Secretaries			\$19.36	\$40,269	11.69	\$8.29	\$12.39	\$22.12	\$26.25	\$28.47	\$17,241	\$25,781	\$46,009	\$54,606	\$59,223
43-6013	Medical Secretaries	370	18.56	\$13.70	\$28,496	2.37	\$10.48	\$12.12	\$13.45	\$14.80	\$17.35	\$21,796	\$25,216	\$27,971	\$30,792	\$36,091
43-6014	Secretaries and Administrative Assistants, Except Legal, Medical, and Executive	3,400	5.25	\$15.63	\$32,507	1.26	\$9.55	\$12.69	\$15.53	\$18.05	\$22.01	\$19,866	\$26,390	\$32,299	\$37,540	\$45,777
43-9021	Data Entry Keyers			\$16.00	\$33,276	5.28	\$10.47	\$12.43	\$14.95	\$18.70	\$23.71	\$21,787	\$25,850	\$31,092	\$38,906	\$49,314
43-9051	Mail Clerks and Mail Machine Operators, Except Postal Service			\$12.13	\$25,230	3.43	\$8.45	\$10.01	\$12.50	\$14.17	\$14.88	\$17,583	\$20,823	\$25,992	\$29,477	\$30,958
43-9061	Office Clerks, General	1,150	12.94	\$15.05	\$31,309	2.59	\$8.72	\$10.91	\$14.34	\$17.57	\$22.77	\$18,137	\$22,702	\$29,832	\$36,544	\$47,364
43-9071	Office Machine Operators, Except Computer			\$13.90	\$28,903	17.85	\$9.84	\$10.42	\$11.39	\$19.10	\$21.32	\$20,476	\$21,679	\$23,683	\$39,728	\$44,339
43-9799	Office and Administrative Support Workers, All Other*	70	17.52	\$14.00	\$29,122	6.98	\$8.56	\$10.86	\$13.65	\$16.27	\$19.27	\$17,801	\$22,591	\$28,386	\$33,831	\$40,091
45-0000	Farming, Fishing, and Forestry Occupations	210	13.98	\$14.73	\$30,649	5.37	\$8.39	\$10.57	\$13.65	\$18.51	\$22.44	\$17,458	\$21,988	\$28,402	\$38,501	\$46,677
45-2092	Farmworkers and Laborers, Crop, Nursery, and Greenhouse	80	26.20	\$11.35	\$23,613	8.52	\$7.82	\$8.49	\$11.62	\$13.36	\$14.44	\$16,271	\$17,666	\$24,172	\$27,792	\$30,027
45-2093	Farmworkers, Farm, Ranch, and Aquacultural Animals	60	35.37	\$13.93	\$28,981	7.17	\$9.80	\$11.08	\$13.58	\$16.60	\$19.01	\$20,387	\$23,041	\$28,253	\$34,524	\$39,538
45-2099	Agricultural Workers, All Other	20	46.41	\$15.86	\$32,980	11.22	\$10.56	\$12.18	\$15.76	\$18.82	\$21.93	\$21,961	\$25,332	\$32,786	\$39,139	\$45,606
47-0000	Construction and Extraction Occupations	9,800	5.52	\$23.39	\$48,661	2.91	\$12.96	\$16.29	\$21.17	\$27.69	\$34.79	\$26,962	\$33,887	\$44,026	\$57,585	\$72,362

Occupational Code	Occupational Title	Employment Estimate	Employment Percentage Relative Standard Error	Average Hourly Wage	Average Annual Wage	Wage Percentage Relative Standard Error	10th Percentile (Hourly)	25th Percentile (Hourly)	50th Percentile (Hourly)	75th Percentile (Hourly)	90th Percentile (Hourly)	10th Percentile (Annual)	25th Percentile (Annual)	50th Percentile (Annual)	75th Percentile (Annual)	90th Percentile (Annual)
47-1011	First-Line Supervisors of Construction Trades and Extraction Workers	900	11.64	\$37.76	\$78,545	3.96	\$22.93	\$26.68	\$33.37	\$45.37	\$57.91	\$47,692	\$55,503	\$69,410	\$94,371	\$120,445
47-2011	Boilermakers			\$30.88	\$64,238	4.47	\$25.01	\$27.93	\$31.45	\$34.35	\$36.09	\$52,015	\$58,090	\$65,422	\$71,451	\$75,068
47-2021	Brickmasons and Blockmasons	130	16.92	\$25.62	\$53,300	11.10	\$18.50	\$20.45	\$23.56	\$28.28	\$41.15	\$38,487	\$42,530	\$49,010	\$58,832	\$85,602
47-2031	Carpenters	950	7.33	\$19.95	\$41,487	3.13	\$13.29	\$15.66	\$18.29	\$24.67	\$27.88	\$27,643	\$32,575	\$38,037	\$51,312	\$57,982
47-2041	Carpet Installers	30	48.85	\$14.40	\$29,952	20.08	\$9.87	\$10.47	\$11.47	\$16.47	\$18.16	\$20,529	\$21,774	\$23,849	\$34,267	\$37,782
47-2051	Cement Masons and Concrete Finishers	340	35.90	\$18.77	\$39,044	2.53	\$13.00	\$15.55	\$18.83	\$21.93	\$25.20	\$27,043	\$32,337	\$39,172	\$45,611	\$52,426
47-2061	Construction Laborers	1,270	12.80	\$15.81	\$32,885	4.29	\$9.99	\$12.97	\$15.71	\$18.02	\$22.22	\$20,775	\$26,971	\$32,677	\$37,490	\$46,216
47-2071	Paving, Surfacing, and Tamping Equipment Operators	110	26.24	\$21.18	\$44,058	2.91	\$15.63	\$17.71	\$21.19	\$24.98	\$27.65	\$32,519	\$36,845	\$44,072	\$51,959	\$57,508
47-2073	Operating Engineers and Other Construction Equipment Operators	1,180	11.02	\$22.21	\$46,191	4.24	\$13.28	\$17.10	\$21.82	\$27.54	\$32.60	\$27,614	\$35,562	\$45,379	\$57,293	\$67,817
47-2081	Drywall and Ceiling Tile Installers	80	20.55	\$16.69	\$34,710	6.98	\$11.08	\$15.30	\$17.00	\$18.77	\$21.49	\$23,050	\$31,816	\$35,369	\$39,051	\$44,706
47-2111	Electricians	820	7.67	\$25.31	\$52,642	3.50	\$16.21	\$19.73	\$25.08	\$29.51	\$35.34	\$33,709	\$41,048	\$52,157	\$61,389	\$73,500
47-2121	Glaziers			\$17.86	\$37,147	16.51	\$10.21	\$11.34	\$17.24	\$22.04	\$29.35	\$21,231	\$23,580	\$35,856	\$45,840	\$61,057
47-2131	Insulation Workers, Floor, Ceiling, and Wall			\$12.45	\$25,901	21.02	\$7.77	\$8.31	\$9.21	\$15.54	\$24.28	\$16,160	\$17,282	\$19,152	\$32,333	\$50,504
47-2141	Painters, Construction and Maintenance	130	35.17	\$23.73	\$49,351	6.08	\$18.40	\$21.22	\$24.79	\$27.15	\$28.56	\$38,279	\$44,142	\$51,559	\$56,462	\$59,404
47-2151	Pipelayers	130	28.43	\$18.48	\$38,431	3.08	\$12.98	\$15.02	\$17.93	\$21.43	\$24.56	\$26,999	\$31,237	\$37,285	\$44,581	\$51,087
47-2152	Plumbers, Pipefitters, and Steamfitters	510	31.18	\$24.52	\$51,008	9.76	\$13.58	\$18.56	\$23.61	\$28.17	\$38.69	\$28,253	\$38,597	\$49,118	\$58,602	\$80,481
47-2181	Roofers	210	14.00	\$17.09	\$35,550	6.30	\$11.14	\$13.96	\$16.67	\$19.82	\$23.08	\$23,165	\$29,033	\$34,682	\$41,231	\$48,015
47-2211	Sheet Metal Workers			\$21.41	\$44,535	5.22	\$12.41	\$14.75	\$19.15	\$28.42	\$33.38	\$25,813	\$30,676	\$39,840	\$59,116	\$69,439
47-3012	Helpers--Carpenters			\$14.81	\$30,801	20.27	\$8.36	\$9.84	\$13.40	\$20.52	\$22.25	\$17,383	\$20,457	\$27,864	\$42,673	\$46,274
47-3015	Helpers--Pipelayers, Plumbers, Pipefitters, and Steamfitters	20	43.64	\$14.50	\$30,164	2.72	\$9.74	\$12.89	\$15.31	\$16.84	\$17.76	\$20,264	\$26,818	\$31,853	\$35,032	\$36,939
47-4011	Construction and Building Inspectors	190	34.80	\$27.03	\$56,223	4.21	\$20.93	\$23.63	\$26.23	\$28.84	\$34.29	\$43,537	\$49,154	\$54,557	\$59,980	\$71,327
47-4041	Hazardous Materials Removal Workers	50	39.53	\$16.99	\$35,348	3.40	\$14.98	\$15.74	\$17.01	\$18.30	\$21.10	\$31,168	\$32,748	\$35,381	\$38,065	\$43,896
47-4051	Highway Maintenance Workers	280	11.33	\$20.02	\$41,643	1.94	\$16.07	\$17.97	\$20.65	\$22.04	\$24.26	\$33,429	\$37,376	\$42,956	\$45,835	\$50,461
47-4071	Septic Tank Servicers and Sewer Pipe Cleaners			\$16.58	\$34,490	4.33	\$14.95	\$15.55	\$16.56	\$17.57	\$18.17	\$31,092	\$32,350	\$34,446	\$36,542	\$37,800
47-5012	Rotary Drill Operators, Oil and Gas			\$31.37	\$65,255	10.97	\$15.71	\$22.90	\$33.82	\$40.79	\$43.97	\$32,680	\$47,631	\$70,341	\$84,844	\$91,462
47-5013	Service Unit Operators, Oil, Gas, and Mining	370	32.64													
47-5021	Earth Drillers, Except Oil and Gas			\$22.38	\$46,549	6.93	\$19.27	\$20.33	\$22.11	\$24.43	\$27.31	\$40,072	\$42,289	\$45,983	\$50,818	\$56,807
47-5031	Explosives Workers, Ordnance Handling Experts, and Blasters	20	19.41	\$26.76	\$55,651	3.01	\$23.78	\$24.83	\$26.59	\$28.35	\$30.95	\$49,461	\$51,655	\$55,312	\$58,968	\$64,379
47-5041	Continuous Mining Machine Operators	90	12.77	\$29.98	\$62,349	3.69	\$20.21	\$29.75	\$32.07	\$34.39	\$35.78	\$42,030	\$61,870	\$66,697	\$71,524	\$74,420
47-5061	Roof Bolters, Mining	120	0.97	\$28.54	\$59,366	2.87	\$24.17	\$25.67	\$28.18	\$31.89	\$34.71	\$50,273	\$53,403	\$58,620	\$66,323	\$72,204
47-5071	Roustabouts, Oil and Gas			\$18.29	\$38,045	2.63	\$12.96	\$15.42	\$17.30	\$20.14	\$25.12	\$26,950	\$32,066	\$35,991	\$41,892	\$52,249
49-0000	Installation, Maintenance, and Repair Occupations	4,820	4.88	\$22.94	\$47,718	3.23	\$11.47	\$15.39	\$21.21	\$28.96	\$35.76	\$23,867	\$32,016	\$44,126	\$60,231	\$74,384
49-1011	First-Line Supervisors of Mechanics, Installers, and Repairs	310	11.28	\$33.16	\$68,963	3.48	\$18.23	\$23.88	\$29.93	\$38.80	\$46.97	\$37,917	\$49,665	\$62,256	\$80,698	\$97,701
49-2011	Computer, Automated Teller, and Office Machine Repairs	90	31.11	\$16.37	\$34,057	5.14	\$12.10	\$13.22	\$15.38	\$19.43	\$22.45	\$25,158	\$27,504	\$32,000	\$40,406	\$46,690
49-2022	Telecommunications Equipment Installers and Repairs, Except Line Installers	130	20.24	\$25.92	\$53,915	4.27	\$20.21	\$22.80	\$25.79	\$28.56	\$31.13	\$42,041	\$47,430	\$53,641	\$59,398	\$64,749
49-2098	Security and Fire Alarm Systems Installers			\$28.14	\$58,531	4.39	\$23.90	\$25.48	\$28.11	\$31.85	\$34.72	\$49,716	\$52,995	\$58,461	\$66,252	\$72,215
49-3011	Aircraft Mechanics and Service Technicians	80	18.84	\$25.45	\$52,940	9.87	\$15.57	\$17.98	\$23.86	\$27.90	\$35.39	\$32,385	\$37,401	\$49,620	\$58,042	\$73,619
49-3021	Automotive Body and Related Repairs	90	42.66	\$22.44	\$46,671	11.44	\$15.49	\$17.75	\$23.14	\$26.42	\$28.40	\$32,218	\$36,911	\$48,124	\$54,963	\$59,066
49-3023	Automotive Service Technicians and Mechanics	670	19.61	\$23.96	\$49,837	18.27	\$11.09	\$14.91	\$18.72	\$30.28	\$44.38	\$23,069	\$31,018	\$38,929	\$62,992	\$92,316
49-3031	Bus and Truck Mechanics and Diesel Engine Specialists	270	14.22	\$24.61	\$51,187	3.09	\$15.69	\$19.17	\$24.44	\$29.47	\$34.77	\$32,641	\$39,877	\$50,831	\$61,293	\$72,318
49-3042	Mobile Heavy Equipment Mechanics, Except Engines	230	9.23	\$23.05	\$47,950	3.04	\$15.76	\$19.25	\$23.69	\$26.99	\$28.98	\$32,779	\$40,036	\$49,265	\$56,146	\$60,278
49-3091	Bicycle Repairs	70	2.58	\$11.44	\$23,794	15.78	\$8.22	\$9.28	\$11.18	\$13.32	\$15.53	\$17,108	\$19,293	\$23,249	\$27,712	\$32,302
49-3093	Tire Repairs and Changers			\$12.70	\$26,420	7.62	\$9.30	\$10.07	\$11.34	\$15.55	\$17.36	\$19,342	\$20,946	\$23,577	\$32,353	\$36,118
49-9012	Control and Valve Installers and Repairs, Except Mechanical Door	170	5.96	\$30.57	\$63,577	3.26	\$23.85	\$26.61	\$30.90	\$34.78	\$37.76	\$49,616	\$55,355	\$64,282	\$72,336	\$78,532

Occupational Code	Occupational Title	Employment Estimate	Employment Percentage Relative Standard Error	Average Hourly Wage	Average Annual Wage	Wage Percentage Relative Standard Error	10th Percentile (Hourly)	25th Percentile (Hourly)	50th Percentile (Hourly)	75th Percentile (Hourly)	90th Percentile (Hourly)	10th Percentile (Annual)	25th Percentile (Annual)	50th Percentile (Annual)	75th Percentile (Annual)	90th Percentile (Annual)
49-9021	Heating, Air Conditioning, and Refrigeration Mechanics and Installers	210	47.27	\$31.29	\$65,092	4.85	\$21.99	\$30.49	\$32.68	\$34.88	\$36.19	\$45,741	\$63,421	\$67,981	\$72,542	\$75,278
49-9031	Home Appliance Repairers			\$15.93	\$33,143	7.97	\$12.21	\$13.15	\$14.95	\$18.46	\$21.40	\$25,402	\$27,361	\$31,103	\$38,398	\$44,508
49-9041	Industrial Machinery Mechanics	280	17.86	\$23.79	\$49,477	4.93	\$14.68	\$17.98	\$22.25	\$30.77	\$34.62	\$30,532	\$37,395	\$46,272	\$64,007	\$72,002
49-9043	Maintenance Workers, Machinery	40	8.95	\$23.05	\$47,948	6.03	\$15.39	\$17.60	\$24.31	\$27.67	\$31.14	\$32,021	\$36,598	\$50,556	\$57,543	\$64,767
49-9051	Electrical Power-Line Installers and Repairers	220	35.24	\$31.34	\$65,186	3.16	\$20.43	\$26.37	\$32.19	\$36.98	\$41.66	\$42,504	\$54,855	\$66,949	\$76,922	\$86,654
49-9071	Maintenance and Repair Workers, General	1,140	8.32	\$17.57	\$36,555	3.16	\$9.52	\$12.70	\$17.15	\$21.50	\$26.16	\$19,800	\$26,414	\$35,677	\$44,721	\$54,411
49-9094	Locksmiths and Safe Repairers	40	45.84	\$17.30	\$35,982	16.20	\$9.57	\$10.52	\$19.25	\$21.91	\$27.04	\$19,910	\$21,872	\$40,045	\$45,581	\$56,235
49-9098	Helpers--Installation, Maintenance, and Repair Workers	70	31.63	\$14.82	\$30,816	6.60	\$9.30	\$10.66	\$13.75	\$17.11	\$25.25	\$19,341	\$22,175	\$28,600	\$35,594	\$52,510
49-9799	Installation, Maintenance, and Repair Workers, All Other*	180	30.10	\$19.44	\$40,426	4.77	\$10.80	\$12.54	\$16.82	\$24.75	\$29.56	\$22,462	\$26,083	\$34,994	\$51,472	\$61,492
51-0000	Production Occupations	3,820	10.46	\$18.67	\$38,827	3.93	\$9.33	\$11.38	\$16.40	\$23.82	\$32.43	\$19,413	\$23,679	\$34,120	\$49,537	\$67,460
51-1011	First-Line Supervisors of Production and Operating Workers	170	8.72	\$33.65	\$69,999	4.97	\$14.91	\$19.44	\$35.68	\$43.67	\$53.13	\$31,003	\$40,441	\$74,223	\$90,843	\$110,501
51-2041	Structural Metal Fabricators and Fitters	30	40.09	\$18.22	\$37,892	7.69	\$12.29	\$15.16	\$17.48	\$20.62	\$22.86	\$25,563	\$31,527	\$36,363	\$42,889	\$47,555
51-2092	Team Assemblers	80	32.88	\$10.98	\$22,835	5.57	\$8.03	\$8.85	\$10.35	\$12.36	\$14.75	\$16,698	\$18,415	\$21,527	\$25,706	\$30,682
51-2099	Assemblers and Fabricators, All Other	60	32.99	\$13.64	\$28,380	3.15	\$8.66	\$10.65	\$13.44	\$16.35	\$18.10	\$18,006	\$22,159	\$27,947	\$34,018	\$37,657
51-3011	Bakers	140	34.50	\$13.73	\$28,553	7.75	\$8.97	\$10.59	\$12.83	\$16.59	\$20.76	\$18,661	\$22,035	\$26,695	\$34,503	\$43,180
51-3021	Butchers and Meat Cutters			\$13.64	\$28,361	8.26	\$8.77	\$10.37	\$13.08	\$16.86	\$19.62	\$18,251	\$21,573	\$27,210	\$35,062	\$40,817
51-3022	Meat, Poultry, and Fish Cutters and Trimmers	60	38.41	\$13.00	\$27,041	12.51	\$8.09	\$9.17	\$13.49	\$16.53	\$17.97	\$16,835	\$19,077	\$28,057	\$34,385	\$37,369
51-3023	Slaughtering and Meat Packers	50	42.66	\$13.99	\$29,095	8.85	\$9.61	\$10.63	\$15.12	\$17.08	\$18.25	\$19,994	\$22,114	\$31,457	\$35,524	\$37,964
51-3092	Food Batchmakers			\$10.85	\$22,569	3.83	\$7.75	\$8.31	\$9.26	\$12.97	\$16.57	\$16,110	\$17,293	\$19,266	\$26,979	\$34,466
51-4031	Cutting, Punching, and Press Machine Setters, Operators, and Tenders, Metal and Plastic	10	25.33	\$13.45	\$27,967	9.80	\$9.83	\$10.46	\$11.52	\$16.61	\$18.99	\$20,441	\$21,762	\$23,963	\$34,556	\$39,489
51-4041	Machinists	70	26.69	\$19.52	\$40,593	3.74	\$11.97	\$13.90	\$19.08	\$22.39	\$31.23	\$24,904	\$28,907	\$39,680	\$46,575	\$64,957
51-4081	Multiple Machine Tool Setters, Operators, and Tenders, Metal and Plastic			\$17.38	\$36,149	5.25	\$12.09	\$14.84	\$17.00	\$20.24	\$23.93	\$25,151	\$30,864	\$35,363	\$42,109	\$49,772
51-4121	Welders, Cutters, Solderers, and Brazers	480	17.99	\$25.06	\$52,132	3.89	\$15.70	\$17.94	\$22.77	\$31.38	\$36.57	\$32,650	\$37,324	\$47,352	\$65,270	\$76,062
51-5112	Printing Press Operators	80	17.96	\$16.22	\$33,734	5.35	\$10.50	\$12.52	\$14.93	\$19.91	\$23.83	\$21,843	\$26,041	\$31,059	\$41,410	\$49,577
51-5113	Print Binding and Finishing Workers	20	15.36	\$12.06	\$25,087	28.59	\$7.69	\$8.18	\$8.99	\$16.90	\$21.09	\$15,987	\$17,005	\$18,702	\$35,143	\$43,869
51-6011	Laundry and Dry-Cleaning Workers			\$10.68	\$22,206	3.55	\$8.87	\$9.77	\$10.60	\$11.43	\$12.88	\$18,449	\$20,319	\$22,045	\$23,771	\$26,794
51-6021	Pressers, Textile, Garment, and Related Materials			\$10.82	\$22,512	10.44	\$8.14	\$9.31	\$10.47	\$11.71	\$13.81	\$16,931	\$19,365	\$21,778	\$24,354	\$28,717
51-6031	Sewing Machine Operators	50	22.69	\$11.42	\$23,760	3.50	\$9.44	\$10.00	\$10.97	\$12.56	\$14.39	\$19,641	\$20,808	\$22,810	\$26,126	\$29,941
51-7011	Cabinetmakers and Bench Carpenters	210	20.20	\$16.81	\$34,965	8.33	\$12.34	\$13.49	\$15.40	\$18.00	\$23.37	\$25,664	\$28,060	\$32,029	\$37,432	\$48,603
51-7041	Sawing Machine Setters, Operators, and Tenders, Wood	20	27.10	\$14.76	\$30,710	5.57	\$9.91	\$13.23	\$15.63	\$17.11	\$17.99	\$20,604	\$27,515	\$32,504	\$35,579	\$37,425
51-7042	Woodworking Machine Setters, Operators, and Tenders, Except Sawing	50	32.86	\$15.17	\$31,555	15.32	\$9.94	\$10.84	\$12.97	\$17.20	\$26.35	\$20,670	\$22,555	\$26,986	\$35,768	\$54,799
51-8031	Water and Wastewater Treatment Plant and System Operators	250	17.35	\$23.82	\$49,543	4.40	\$15.69	\$18.20	\$23.38	\$28.76	\$34.28	\$32,635	\$37,857	\$48,625	\$59,820	\$71,308
51-8092	Gas Plant Operators	180	6.88	\$28.42	\$59,118	3.30	\$21.86	\$24.80	\$28.13	\$32.82	\$35.94	\$45,467	\$51,588	\$58,507	\$68,270	\$74,765
51-8093	Petroleum Pump System Operators, Refinery Operators, and Gaugers	70	37.71	\$30.89	\$64,251	9.94	\$20.55	\$25.40	\$29.96	\$34.55	\$46.72	\$42,752	\$52,823	\$62,323	\$71,859	\$97,187
51-8099	Plant and System Operators, All Other			\$20.77	\$43,209	10.26	\$15.63	\$17.33	\$19.77	\$22.04	\$31.94	\$32,513	\$36,042	\$41,131	\$45,836	\$66,436
51-9011	Chemical Equipment Operators and Tenders	20	36.52	\$21.16	\$44,015	9.19	\$13.26	\$18.67	\$21.91	\$25.44	\$27.66	\$27,589	\$38,838	\$45,570	\$52,922	\$57,538
51-9012	Separating, Filtering, Clarifying, Precipitating, and Still Machine Setters, Operators, and Tenders	20	19.90	\$13.55	\$28,188	9.24	\$7.93	\$8.78	\$13.17	\$17.21	\$20.84	\$16,489	\$18,260	\$27,400	\$35,797	\$43,348
51-9021	Crushing, Grinding, and Polishing Machine Setters, Operators, and Tenders	70	24.56	\$21.61	\$44,946	5.26	\$14.09	\$18.96	\$22.16	\$25.98	\$28.05	\$29,305	\$39,440	\$46,083	\$54,032	\$58,353
51-9061	Inspectors, Testers, Sorters, Samplers, and Weighers	80	41.59	\$18.24	\$37,932	3.63	\$9.12	\$13.66	\$17.79	\$21.56	\$27.13	\$18,974	\$28,416	\$37,004	\$44,848	\$56,430
51-9071	Jewelers and Precious Stone and Metal Workers	20	44.62	\$17.98	\$37,403	15.96	\$10.71	\$12.70	\$16.06	\$25.03	\$27.73	\$22,281	\$26,409	\$33,401	\$52,065	\$57,688
51-9081	Dental Laboratory Technicians			\$25.88	\$53,824	14.41	\$13.35	\$19.31	\$28.90	\$33.07	\$35.52	\$27,775	\$40,167	\$60,120	\$68,794	\$73,878
51-9111	Packaging and Filling Machine Operators and Tenders	140	27.64	\$12.29	\$25,566	5.88	\$9.51	\$10.14	\$11.18	\$13.78	\$17.87	\$19,771	\$21,084	\$23,257	\$28,673	\$37,161

Occupational Code	Occupational Title	Employment Estimate	Employment Percentage Relative Standard Error	Average Hourly Wage	Average Annual Wage	Wage Percentage Relative Standard Error	10th Percentile (Hourly)	25th Percentile (Hourly)	50th Percentile (Hourly)	75th Percentile (Hourly)	90th Percentile (Hourly)	10th Percentile (Annual)	25th Percentile (Annual)	50th Percentile (Annual)	75th Percentile (Annual)	90th Percentile (Annual)
51-9123	Painting, Coating, and Decorating Workers	10	13.78	\$14.93	\$31,058	6.48	\$8.77	\$10.80	\$14.13	\$17.36	\$24.98	\$18,233	\$22,470	\$29,381	\$36,106	\$51,949
51-9151	Photographic Process Workers and Processing Machine Operators	40	15.86	\$12.22	\$25,411	5.09	\$9.65	\$10.35	\$11.53	\$13.49	\$15.67	\$20,067	\$21,534	\$23,975	\$28,060	\$32,599
51-9193	Cooling and Freezing Equipment Operators and Tenders	20	8.52	\$12.67	\$26,355	3.43	\$9.01	\$10.20	\$11.90	\$15.28	\$17.54	\$18,747	\$21,213	\$24,762	\$31,781	\$36,478
51-9198	Helpers--Production Workers	190	43.50	\$13.57	\$28,227	6.12	\$9.36	\$10.42	\$12.63	\$16.32	\$20.04	\$19,472	\$21,677	\$26,272	\$33,944	\$41,676
51-9399	Production Workers, All Other*			\$14.86	\$30,913	3.49	\$10.50	\$12.57	\$15.56	\$17.34	\$18.41	\$21,843	\$26,155	\$32,356	\$36,062	\$38,285
53-0000	Transportation and Material Moving Occupations	5,440	4.64	\$18.37	\$38,202	2.20	\$9.83	\$13.02	\$17.25	\$22.65	\$28.30	\$20,455	\$27,075	\$35,890	\$47,112	\$58,872
53-1021	First-Line Supervisors of Helpers, Laborers, and Material Movers, Hand	20	19.47	\$24.56	\$51,083	15.37	\$8.98	\$15.71	\$21.05	\$34.84	\$41.45	\$18,678	\$32,679	\$43,780	\$72,459	\$86,225
53-1031	First-Line Supervisors of Transportation and Material-Moving Machine and Vehicle Operators	180	13.57	\$28.02	\$58,275	4.86	\$12.78	\$22.94	\$27.74	\$35.03	\$42.19	\$26,589	\$47,712	\$57,689	\$72,860	\$87,746
53-2012	Commercial Pilots	40	36.82		\$81,498	10.27						\$51,733	\$57,236	\$71,402	\$99,193	\$112,506
53-3011	Ambulance Drivers and Attendants, Except Emergency Medical Technicians	50	16.50													
53-3021	Bus Drivers, Transit and Intercity	110	41.44	\$15.31	\$31,855	2.89	\$10.70	\$12.54	\$15.67	\$17.69	\$19.83	\$22,249	\$26,087	\$32,596	\$36,805	\$41,244
53-3022	Bus Drivers, School or Special Client	300	1.88	\$16.34	\$33,988	2.97	\$12.32	\$13.74	\$15.87	\$17.95	\$21.78	\$25,628	\$28,586	\$33,016	\$37,336	\$45,302
53-3031	Driver/Sales Workers	230	32.87	\$14.85	\$30,898	11.02	\$8.21	\$9.38	\$15.14	\$17.90	\$22.54	\$17,079	\$19,509	\$31,501	\$37,227	\$46,882
53-3032	Heavy and Tractor-Trailer Truck Drivers	1,470	10.48	\$21.49	\$44,696	2.49	\$15.60	\$17.64	\$20.88	\$24.71	\$29.13	\$32,448	\$36,687	\$43,424	\$51,404	\$60,591
53-3033	Light Truck or Delivery Services Drivers	670	10.36	\$17.36	\$36,115	4.45	\$11.14	\$13.41	\$16.61	\$20.32	\$23.07	\$23,176	\$27,902	\$34,539	\$42,268	\$47,980
53-3041	Taxi Drivers and Chauffeurs	160	14.86	\$12.78	\$26,575	7.59	\$8.11	\$9.10	\$13.02	\$15.98	\$17.67	\$16,865	\$18,933	\$27,074	\$33,236	\$36,755
53-3099	Motor Vehicle Operators, All Other			\$23.15	\$48,154	6.93	\$16.15	\$19.35	\$24.71	\$27.13	\$28.58	\$33,583	\$40,244	\$51,401	\$56,432	\$59,450
53-6031	Automotive and Watercraft Service Attendants			\$10.39	\$21,606	3.51	\$7.91	\$8.73	\$10.25	\$11.92	\$13.58	\$16,453	\$18,164	\$21,312	\$24,795	\$28,244
53-6099	Transportation Workers, All Other			\$15.26	\$31,741	2.38	\$10.10	\$11.29	\$14.86	\$18.08	\$21.89	\$21,015	\$23,480	\$30,912	\$37,610	\$45,534
53-7011	Conveyor Operators and Tenders	50	8.22	\$27.85	\$57,935	7.81	\$23.31	\$24.96	\$27.70	\$32.29	\$35.19	\$48,477	\$51,923	\$57,615	\$67,167	\$73,199
53-7032	Excavating and Loading Machine and Dragline Operators	230	27.95	\$24.92	\$51,830	3.38	\$17.60	\$21.39	\$25.26	\$28.30	\$32.65	\$36,609	\$44,490	\$52,534	\$58,869	\$67,913
53-7033	Loading Machine Operators, Underground Mining	50	13.01													
53-7051	Industrial Truck and Tractor Operators	190	31.70	\$15.23	\$31,676	7.03	\$8.82	\$12.56	\$15.20	\$17.41	\$21.58	\$18,351	\$26,126	\$31,606	\$36,222	\$44,880
53-7061	Cleaners of Vehicles and Equipment	200	29.23	\$12.41	\$25,803	8.64	\$8.38	\$9.66	\$11.30	\$14.91	\$18.01	\$17,426	\$20,090	\$23,496	\$31,016	\$37,471
53-7062	Laborers and Freight, Stock, and Material Movers, Hand	690	14.92	\$13.57	\$28,235	3.15	\$9.83	\$10.86	\$12.81	\$15.44	\$18.38	\$20,438	\$22,591	\$26,648	\$32,109	\$38,238
53-7064	Packers and Packagers, Hand	190	24.12	\$10.17	\$21,162	3.52	\$7.78	\$8.29	\$9.15	\$10.99	\$13.76	\$16,175	\$17,248	\$19,037	\$22,863	\$28,630
53-7072	Pump Operators, Except Wellhead Pumpers			\$23.39	\$48,644	7.76	\$18.33	\$20.83	\$24.25	\$27.10	\$28.81	\$38,120	\$43,332	\$50,433	\$56,359	\$59,914
53-7073	Wellhead Pumpers			\$25.34	\$52,715	10.16	\$19.04	\$22.60	\$25.43	\$28.43	\$32.93	\$39,600	\$47,005	\$52,894	\$59,134	\$68,502
53-7081	Refuse and Recyclable Material Collectors	160	31.92	\$15.78	\$32,822	4.80	\$9.19	\$11.11	\$15.38	\$19.69	\$23.92	\$19,121	\$23,103	\$31,985	\$40,961	\$49,746
53-7111	Mine Shuttle Car Operators	60	40.34	\$25.64	\$53,332	7.80	\$17.65	\$20.99	\$25.13	\$30.59	\$35.20	\$36,704	\$43,661	\$52,277	\$63,637	\$73,214

Occupational Code	Occupational Title	Employment Estimate	Employment Percentage Relative Standard Error	Average Hourly Wage	Average Annual Wage	Wage Percentage Relative Standard Error	10th Percentile (Hourly)	25th Percentile (Hourly)	50th Percentile (Hourly)	75th Percentile (Hourly)	90th Percentile (Hourly)	10th Percentile (Annual)	25th Percentile (Annual)	50th Percentile (Annual)	75th Percentile (Annual)	90th Percentile (Annual)
00-0000	All Occupations	71,960	1.93	\$20.74	\$43,144	1.51	\$9.28	\$12.14	\$16.90	\$24.69	\$35.72	\$19,309	\$25,252	\$35,148	\$51,356	\$74,291
11-0000	Management Occupations	3,000	6.18	\$44.28	\$92,099	2.40	\$22.12	\$30.51	\$39.67	\$53.35	\$70.33	\$46,009	\$63,470	\$82,507	\$110,958	\$146,290
11-1011	Chief Executives	50	18.76	\$72.14	\$150,046	8.98	\$36.76	\$50.93	\$74.51	\$86.62	\$76.470	\$105,942	\$154,978	\$180,170		
11-1021	General and Operations Managers	1,330	7.23	\$48.19	\$100,237	3.24	\$23.53	\$32.27	\$41.25	\$56.61	\$80.88	\$48,947	\$67,130	\$85,802	\$117,753	\$168,233
11-1031	Legislators	40	2.46	\$24.32	\$50,582	8.14	\$8.16	\$9.41	\$28.09	\$33.27	\$36.25	\$16,980	\$19,581	\$58,424	\$69,198	\$75,408
11-2021	Marketing Managers	30	9.26	\$41.62	\$86,577	5.16	\$24.41	\$28.89	\$37.89	\$51.49	\$61.24	\$50,782	\$60,081	\$78,804	\$107,093	\$127,382
11-2022	Sales Managers	50	24.82	\$58.77	\$122,249	17.84	\$25.19	\$33.00	\$47.48	\$74.32	\$52.401	\$68,634	\$98,751	\$154,579		
11-2031	Public Relations and Fundraising Managers	20	32.07	\$47.46	\$98,716	18.89	\$25.21	\$28.54	\$38.00	\$46.10	\$52.440	\$59,369	\$79,035	\$95,883		
11-3011	Administrative Services Managers	120	12.15	\$33.74	\$70,180	3.47	\$19.01	\$23.97	\$32.84	\$41.61	\$49.03	\$39,548	\$49,854	\$68,308	\$86,544	\$101,989
11-3021	Computer and Information Systems Managers	30	36.09	\$61.17	\$127,225	11.69	\$34.52	\$44.33	\$54.50	\$71.62	\$71,810	\$92,198	\$113,355	\$148,978		
11-3031	Financial Managers	80	10.68	\$52.38	\$108,947	5.15	\$27.81	\$39.00	\$49.18	\$61.75	\$81.50	\$57,845	\$81,118	\$102,289	\$128,443	\$169,523
11-3071	Transportation, Storage, and Distribution Managers	30	10.45	\$41.99	\$87,349	3.97	\$20.17	\$35.09	\$45.52	\$52.31	\$56.88	\$41,956	\$72,990	\$94,677	\$108,808	\$118,302
11-3121	Human Resources Managers	30	12.83	\$41.24	\$85,773	4.10	\$25.71	\$32.79	\$40.89	\$50.70	\$57.98	\$53,470	\$68,212	\$85,060	\$105,457	\$120,601
11-9021	Construction Managers			\$47.22	\$98,220	2.39	\$35.90	\$40.82	\$48.10	\$54.17	\$57.82	\$74,682	\$84,912	\$100,056	\$112,667	\$120,259
11-9032	Education Administrators, Elementary and Secondary School	120	5.05		\$79,650	2.56						\$53,177	\$67,522	\$80,488	\$91,282	\$104,823
11-9051	Food Service Managers	180	17.55	\$31.66	\$65,851	5.24	\$18.46	\$24.89	\$32.12	\$38.16	\$44.83	\$38,401	\$51,772	\$66,809	\$79,380	\$93,250
11-9081	Lodging Managers	90	28.52	\$30.30	\$63,025	15.72	\$17.01	\$19.93	\$22.91	\$36.24	\$55.04	\$35,388	\$41,462	\$47,662	\$75,376	\$114,491
11-9111	Medical and Health Services Managers			\$48.80	\$101,498	3.23	\$30.30	\$37.34	\$48.96	\$59.06	\$70.02	\$63,017	\$77,658	\$101,836	\$122,835	\$145,641
11-9131	Postmasters and Mail Superintendents	30	0.06	\$26.64	\$55,411	1.59	\$16.80	\$18.19	\$27.31	\$33.24	\$36.45	\$34,946	\$37,830	\$56,810	\$75,814	
11-9141	Property, Real Estate, and Community Association Managers	110	35.10	\$39.48	\$82,113	15.13	\$17.73	\$24.65	\$34.25	\$60.21	\$66.98	\$36,876	\$51,269	\$71,240	\$125,242	\$139,329
11-9151	Social and Community Service Managers	40	14.52	\$34.42	\$71,584	9.14	\$16.04	\$20.08	\$32.80	\$46.17	\$57.42	\$33,373	\$41,768	\$68,222	\$96,037	\$119,442
11-9199	Managers, All Other	220	6.79	\$36.38	\$75,668	5.10	\$20.67	\$25.45	\$33.07	\$43.93	\$55.19	\$42,992	\$52,927	\$68,783	\$91,377	\$114,805
13-0000	Business and Financial Operations Occupations	3,190	4.69	\$31.73	\$65,992	2.75	\$15.41	\$20.92	\$27.97	\$38.24	\$53.18	\$32,063	\$43,506	\$58,187	\$79,545	\$110,609
13-1022	Wholesale and Retail Buyers, Except Farm Products	30	39.39	\$27.64	\$57,496	8.74	\$16.61	\$21.12	\$30.27	\$33.69	\$35.74	\$34,552	\$43,930	\$62,959	\$70,070	\$74,336
13-1023	Purchasing Agents, Except Wholesale, Retail, and Farm Products	90	13.86	\$26.24	\$54,577	5.47	\$14.81	\$18.97	\$25.11	\$32.96	\$40.94	\$30,811	\$39,460	\$52,219	\$68,562	\$85,152
13-1041	Compliance Officers	60	13.48	\$30.21	\$62,831	3.08	\$19.57	\$23.90	\$31.08	\$36.89	\$42.49	\$40,703	\$49,706	\$64,638	\$76,723	\$88,375
13-1051	Cost Estimators	160	22.79	\$32.74	\$68,093	6.97	\$19.71	\$25.16	\$28.63	\$38.86	\$49.48	\$40,988	\$52,340	\$59,557	\$80,831	\$102,928
13-1078	Human Resources, Training, and Labor Relations Specialists, All Other*	170	10.68	\$27.69	\$57,601	3.24	\$15.39	\$19.58	\$27.22	\$33.98	\$41.60	\$32,010	\$40,727	\$56,616	\$70,686	\$86,521
13-1081	Logisticians			\$37.72	\$78,463	11.72	\$19.35	\$23.19	\$35.16	\$58.35	\$66.73	\$40,245	\$48,242	\$73,137	\$121,362	\$138,805
13-1111	Management Analysts	110	23.95	\$47.93	\$99,703	17.66	\$26.49	\$31.70	\$38.33	\$59.04	\$71.84	\$55,093	\$65,946	\$79,734	\$122,800	\$149,419
13-1121	Meeting, Convention, and Event Planners*	110	14.97	\$23.55	\$48,981	3.67	\$12.77	\$18.16	\$23.08	\$29.60	\$35.15	\$26,561	\$37,766	\$48,015	\$61,570	\$73,121
13-1141	Compensation, Benefits, and Job Analysis Specialists	20	25.72	\$29.31	\$60,963	7.50	\$14.83	\$23.58	\$28.89	\$35.51	\$42.64	\$30,848	\$49,042	\$60,096	\$73,859	\$88,694
13-1151	Training and Development Specialists	40	15.14	\$26.47	\$55,063	4.87	\$18.93	\$20.79	\$25.14	\$31.18	\$36.65	\$39,366	\$43,251	\$52,295	\$64,860	\$76,231
13-1161	Market Research Analysts and Marketing Specialists*	150	16.04	\$26.49	\$55,097	8.39	\$13.59	\$16.73	\$22.91	\$31.49	\$47.50	\$28,268	\$34,802	\$47,655	\$65,497	\$98,795
13-1199	Business Operations Specialists, All Other*	910	10.34	\$28.44	\$59,157	4.16	\$14.02	\$17.65	\$25.28	\$35.34	\$49.65	\$29,167	\$36,714	\$52,578	\$73,512	\$103,281
13-2011	Accountants and Auditors	790	6.08	\$35.75	\$74,363	6.21	\$19.15	\$23.40	\$31.05	\$42.77	\$56.67	\$39,837	\$48,674	\$64,575	\$88,970	\$117,879
13-2021	Appraisers and Assessors of Real Estate			\$33.72	\$70,133	11.01	\$20.44	\$24.69	\$28.19	\$48.95	\$55.15	\$42,525	\$51,364	\$58,644	\$101,808	\$114,705
13-2051	Financial Analysts	10	44.29													
13-2052	Personal Financial Advisors	70	31.87	\$36.84	\$76,619	13.46	\$18.58	\$20.53	\$28.14	\$36.40	\$73.34	\$38,640	\$42,697	\$58,540	\$75,703	\$152,554
13-2072	Loan Officers	130	22.39	\$35.98	\$74,833	9.36	\$12.71	\$22.35	\$35.70	\$46.17	\$59.70	\$26,447	\$46,487	\$74,258	\$96,024	\$124,183
13-2081	Tax Examiners and Collectors, and Revenue Agents	20	18.60	\$22.88	\$47,590	3.86	\$19.11	\$20.19	\$21.98	\$24.60	\$31.09	\$39,749	\$41,985	\$45,712	\$51,172	\$64,670
13-2082	Tax Preparers	50	45.00	\$26.49	\$55,089	11.22	\$11.00	\$13.31	\$30.19	\$35.15	\$44.51	\$22,876	\$27,688	\$62,802	\$73,105	\$92,580
13-2099	Financial Specialists, All Other	20	41.76	\$25.12	\$52,257	3.94	\$18.89	\$20.28	\$22.60	\$29.07	\$35.60	\$39,284	\$42,184	\$47,016	\$60,473	\$74,050
15-0000	Computer and Mathematical Occupations	830	6.77	\$35.83	\$74,528	5.91	\$18.56	\$23.74	\$32.33	\$43.56	\$57.94	\$38,613	\$49,370	\$67,237	\$90,604	\$120,514
15-1121	Computer Systems Analysts	30	35.76	\$42.44	\$88,267	2.60	\$31.26	\$36.53	\$43.10	\$50.18	\$54.84	\$65,025	\$75,991	\$89,653	\$104,381	\$114,057
15-1131	Computer Programmers	90	31.06	\$36.33	\$75,569	13.57	\$21.99	\$26.74	\$33.42	\$50.02	\$55.48	\$45,745	\$55,620	\$69,521	\$104,043	\$115,402
15-1132	Software Developers, Applications	150	24.18	\$44.02	\$91,565	24.61	\$16.69	\$20.32	\$34.13	\$59.10	\$34,720	\$42,262	\$70,997	\$122,921		
15-1133	Software Developers, Systems Software			\$46.18	\$96,063	4.31	\$33.45	\$39.77	\$46.57	\$53.94	\$58.57	\$69,583	\$82,722	\$96,856	\$112,193	\$121,823

Occupational Code	Occupational Title	Employment Estimate	Employment Percentage Relative Standard Error	Average Hourly Wage	Average Annual Wage	Wage Percentage Relative Standard Error	10th Percentile (Hourly)	25th Percentile (Hourly)	50th Percentile (Hourly)	75th Percentile (Hourly)	90th Percentile (Hourly)	10th Percentile (Annual)	25th Percentile (Annual)	50th Percentile (Annual)	75th Percentile (Annual)	90th Percentile (Annual)
15-1141	Database Administrators			\$27.55	\$57,303	3.06	\$18.44	\$20.73	\$28.39	\$34.03	\$37.35	\$38,363	\$43,121	\$59,047	\$70,780	\$77,693
15-1142	Network and Computer Systems Administrators*	190	17.57	\$38.40	\$79,874	8.46	\$21.88	\$26.32	\$34.44	\$46.95	\$64.86	\$45,521	\$54,745	\$71,627	\$97,665	\$134,901
15-1150	Computer Support Specialists	210	17.16	\$25.26	\$52,546	3.90	\$15.15	\$20.25	\$24.96	\$29.43	\$36.30	\$31,503	\$42,121	\$51,911	\$61,215	\$75,508
15-1179	Information Security Analysts, Web Developers, and Computer Network Architects	100	32.36	\$36.36	\$75,627	7.13	\$18.16	\$29.93	\$38.33	\$43.12	\$46.01	\$37,773	\$62,250	\$79,731	\$89,698	\$95,701
15-1799	Computer Occupations, All Other*	10	29.15	\$33.14	\$68,939	10.65	\$21.09	\$25.79	\$33.83	\$40.36	\$44.09	\$43,863	\$53,642	\$70,373	\$83,955	\$91,700
17-0000	Architecture and Engineering Occupations	810	6.25	\$34.82	\$72,416	4.88	\$19.85	\$25.02	\$30.22	\$40.62	\$53.18	\$41,289	\$52,032	\$62,850	\$84,491	\$110,609
17-1011	Architects, Except Landscape and Naval	230	18.56	\$39.61	\$82,396	14.76	\$24.39	\$27.70	\$33.12	\$43.77	\$55.26	\$50,741	\$57,612	\$68,885	\$91,038	\$114,934
17-1012	Landscape Architects	20	44.53	\$23.54	\$48,957	8.19	\$15.96	\$17.87	\$24.24	\$28.11	\$32.05	\$33,198	\$37,177	\$50,429	\$58,476	\$66,673
17-1022	Surveyors	40	33.65	\$29.31	\$60,963	8.53	\$14.48	\$22.59	\$26.79	\$32.02	\$37.39	\$30,109	\$46,997	\$55,733	\$66,610	\$77,769
17-2051	Civil Engineers	130	18.30	\$37.75	\$78,510	4.47	\$25.19	\$28.20	\$37.11	\$43.41	\$53.17	\$52,387	\$58,648	\$77,193	\$90,290	\$110,590
17-2071	Electrical Engineers	20	21.91	\$34.29	\$71,314	5.36	\$23.69	\$26.98	\$33.98	\$42.37	\$45.55	\$49,282	\$56,116	\$70,683	\$88,127	\$94,738
17-2072	Electronics Engineers, Except Computer			\$53.01	\$110,262	19.71	\$31.17	\$34.11	\$43.41	\$76.20	\$86.12	\$64,825	\$70,945	\$90,289	\$158,486	\$179,130
17-2112	Industrial Engineers			\$39.43	\$82,020	3.12	\$31.84	\$37.11	\$40.22	\$43.32	\$45.19	\$66,223	\$77,195	\$83,648	\$90,115	\$93,996
17-2199	Engineers, All Other			\$26.82	\$55,791	24.43	\$15.29	\$16.27	\$17.90	\$37.99	\$52.26	\$31,809	\$33,846	\$37,241	\$79,018	\$108,706
17-3011	Architectural and Civil Drafters	120	14.25	\$25.49	\$53,028	4.43	\$17.05	\$21.24	\$25.67	\$28.71	\$34.68	\$35,458	\$44,180	\$53,392	\$59,717	\$72,141
17-3029	Engineering Technicians, Except Drafters, All Other	20	44.69	\$26.71	\$55,564	3.14	\$20.87	\$23.40	\$26.96	\$29.61	\$34.03	\$43,417	\$48,672	\$56,080	\$61,595	\$70,787
17-3031	Surveying and Mapping Technicians	40	36.99	\$24.06	\$50,046	6.63	\$16.89	\$19.76	\$22.95	\$27.78	\$33.46	\$35,139	\$41,110	\$47,736	\$57,773	\$69,594
19-0000	Life, Physical, and Social Science Occupations	630	3.08	\$25.69	\$53,429	3.73	\$13.45	\$15.06	\$24.34	\$32.54	\$41.11	\$27,983	\$31,319	\$50,627	\$67,686	\$85,514
19-1029	Biological Scientists, All Other	30	0.05	\$28.42	\$59,111	1.41	\$16.85	\$24.33	\$29.66	\$33.12	\$36.69	\$35,048	\$50,610	\$61,682	\$68,886	\$76,305
19-1032	Foresters	20	5.00	\$27.94	\$58,111	1.95	\$22.81	\$24.34	\$28.51	\$31.27	\$33.12	\$47,454	\$50,623	\$59,307	\$65,043	\$68,883
19-2031	Chemists			\$27.05	\$56,273	21.53	\$13.62	\$16.68	\$26.02	\$38.41	\$42.86	\$28,333	\$34,702	\$54,131	\$79,889	\$89,153
19-2041	Environmental Scientists and Specialists, Including Health	40	22.85	\$31.30	\$65,095	4.94	\$18.50	\$26.57	\$31.86	\$36.51	\$41.12	\$38,480	\$55,269	\$66,260	\$75,944	\$85,525
19-2043	Hydrologists	10	0.17	\$30.49	\$63,415	2.33	\$23.19	\$25.86	\$32.19	\$34.74	\$36.60	\$48,226	\$53,781	\$66,959	\$72,260	\$76,118
19-3031	Clinical, Counseling, and School Psychologists	50	16.75	\$36.74	\$76,413	9.58	\$23.06	\$29.60	\$36.02	\$43.16	\$52.63	\$47,967	\$61,561	\$74,930	\$89,773	\$109,466
19-3051	Urban and Regional Planners	60	8.53	\$33.02	\$68,675	2.56	\$23.44	\$26.33	\$31.45	\$37.96	\$48.45	\$48,753	\$54,769	\$65,417	\$78,950	\$100,783
19-4093	Forest and Conservation Technicians	200	2.26	\$16.35	\$34,014	1.57	\$11.99	\$13.45	\$15.05	\$18.07	\$22.38	\$24,932	\$27,984	\$31,312	\$37,578	\$46,553
21-0000	Community and Social Service Occupations	660	11.49	\$21.64	\$45,015	3.02	\$13.23	\$15.71	\$20.87	\$26.42	\$32.31	\$27,522	\$32,683	\$43,400	\$54,950	\$67,208
21-1012	Educational, Guidance, School, and Vocational Counselors	120	32.88	\$25.43	\$52,898	2.18	\$19.35	\$21.57	\$25.15	\$28.75	\$33.40	\$40,257	\$44,873	\$52,317	\$59,790	\$69,476
21-1014	Mental Health Counselors	90	45.08	\$15.35	\$31,934	7.34	\$11.99	\$12.68	\$13.82	\$15.76	\$23.83	\$24,932	\$26,365	\$28,753	\$32,781	\$49,576
21-1015	Rehabilitation Counselors	50	24.03	\$16.46	\$34,238	7.58	\$11.89	\$12.70	\$14.03	\$19.74	\$24.73	\$24,740	\$26,408	\$29,187	\$41,062	\$51,430
21-1021	Child, Family, and School Social Workers	90	18.96													
21-1022	Healthcare Social Workers	10	10.80	\$26.68	\$55,488	2.13	\$23.19	\$24.63	\$26.70	\$28.78	\$34.79	\$48,245	\$51,238	\$55,546	\$59,855	\$72,359
21-1023	Mental Health and Substance Abuse Social Workers			\$19.02	\$39,560	15.28	\$15.22	\$15.90	\$17.03	\$18.16	\$31.66	\$31,662	\$33,074	\$35,427	\$37,781	\$65,845
21-1091	Health Educators	20	0.10	\$30.84	\$64,154	2.64	\$19.37	\$22.57	\$29.58	\$40.13	\$43.95	\$40,288	\$46,948	\$61,522	\$83,480	\$91,426
21-1093	Social and Human Service Assistants	60	15.70	\$17.74	\$36,898	2.15	\$13.85	\$15.44	\$17.12	\$19.41	\$23.16	\$28,798	\$32,113	\$35,609	\$40,362	\$48,176
21-1798	Community and Social Service Specialists, All Other*	120	38.77	\$22.04	\$45,833	3.05	\$15.37	\$16.67	\$19.48	\$25.26	\$34.83	\$31,974	\$34,676	\$40,529	\$52,542	\$72,454
23-0000	Legal Occupations	550	6.64	\$42.56	\$88,521	21.50	\$16.36	\$18.60	\$27.47	\$55.62		\$34,031	\$38,681	\$57,139	\$115,691	
23-1011	Lawyers			\$75.83	\$157,737	10.91	\$31.45	\$42.44	\$66.87			\$65,417	\$88,283	\$139,090		
23-2011	Paralegals and Legal Assistants*			\$24.24	\$50,417	5.30	\$19.15	\$20.84	\$23.31	\$27.78	\$32.21	\$39,839	\$43,351	\$48,481	\$57,778	\$67,006
23-2093	Title Examiners, Abstractors, and Searchers			\$21.95	\$45,651	3.39	\$15.70	\$16.90	\$20.39	\$26.61	\$28.73	\$32,660	\$35,148	\$42,413	\$55,357	\$59,755
23-2099	Legal Support Workers, All Other	20	20.83	\$23.83	\$49,573	5.40	\$16.75	\$16.76	\$21.67	\$31.23	\$33.22	\$34,842	\$34,859	\$45,083	\$64,955	\$69,105
25-0000	Education, Training, and Library Occupations	3,880	12.44	\$22.19	\$46,147	3.95	\$11.01	\$14.55	\$20.35	\$26.46	\$34.12	\$22,910	\$30,265	\$42,322	\$55,028	\$70,965
25-1194	Vocational Education Teachers, Postsecondary	50	37.33													
25-2011	Preschool Teachers, Except Special Education	170	42.47	\$17.44	\$36,279	4.10	\$12.81	\$14.99	\$17.12	\$20.04	\$22.44	\$26,650	\$31,173	\$35,619	\$41,681	\$46,666
25-2012	Kindergarten Teachers, Except Special Education	100	3.41		\$48,460	2.19						\$36,533	\$41,298	\$46,380	\$55,385	\$65,453
25-2021	Elementary School Teachers, Except Special Education	690	3.26		\$49,394	1.68						\$35,568	\$41,075	\$47,267	\$57,243	\$68,049

Occupational Code	Occupational Title	Employment Estimate	Employment Percentage Relative Standard Error	Average Hourly Wage	Average Annual Wage	Wage Percentage Relative Standard Error	10th Percentile (Hourly)	25th Percentile (Hourly)	50th Percentile (Hourly)	75th Percentile (Hourly)	90th Percentile (Hourly)	10th Percentile (Annual)	25th Percentile (Annual)	50th Percentile (Annual)	75th Percentile (Annual)	90th Percentile (Annual)
25-2022	Middle School Teachers, Except Special and Career/Technical Education	350	2.60		\$49,420	1.86						\$35,608	\$40,976	\$47,236	\$57,710	\$68,631
25-2023	Career/Technical Education Teachers, Middle School	10	6.44													
25-2031	Secondary School Teachers, Except Special and Career/Technical Education	400	5.13		\$49,779	1.69						\$34,594	\$40,577	\$47,678	\$57,831	\$70,146
25-2032	Career/Technical Education Teachers, Secondary School	20	9.61		\$46,646	2.66						\$35,953	\$40,526	\$44,620	\$48,618	\$65,600
25-2041	Special Education Teachers, Preschool, Kindergarten, and Elementary School*	110	6.16		\$49,965	1.66						\$36,204	\$41,477	\$48,396	\$57,543	\$67,288
25-2053	Special Education Teachers, Middle School	50	5.92		\$48,082	2.46						\$38,985	\$41,490	\$45,622	\$53,257	\$63,213
25-2054	Special Education Teachers, Secondary School	40	4.11		\$50,883	2.34						\$36,579	\$41,703	\$49,124	\$58,716	\$69,955
25-3021	Self-Enrichment Education Teachers	330	8.69	\$14.89	\$30,979	5.05	\$11.88	\$12.53	\$13.62	\$14.70	\$19.58	\$24,701	\$26,062	\$28,324	\$30,579	\$40,729
25-3999	Teachers and Instructors, All Other*	120	4.54		\$50,912	4.61						\$23,031	\$48,944	\$53,290	\$57,636	\$60,246
25-4012	Curators	20	6.52	\$23.12	\$48,087	10.17	\$19.01	\$20.15	\$22.04	\$25.94	\$29.34	\$39,551	\$41,909	\$45,838	\$53,956	\$61,020
25-4021	Librarians			\$17.53	\$36,458	16.73	\$9.86	\$10.40	\$11.29	\$23.74	\$37.10	\$20,513	\$21,624	\$23,477	\$49,387	\$77,169
25-4031	Library Technicians			\$12.27	\$25,531	6.83	\$9.30	\$10.09	\$11.12	\$13.70	\$17.68	\$19,348	\$20,980	\$23,136	\$28,494	\$36,770
25-9031	Instructional Coordinators	90	26.67	\$35.60	\$74,052	2.63	\$23.86	\$27.62	\$34.47	\$43.58	\$51.63	\$49,623	\$57,450	\$71,703	\$90,639	\$107,388
25-9041	Teacher Assistants				\$31,062	3.38						\$22,577	\$26,038	\$31,058	\$36,018	\$39,545
25-9099	Education, Training, and Library Workers, All Other	10	38.61	\$25.74	\$53,546	16.69	\$15.96	\$17.55	\$20.88	\$26.95	\$51.15	\$33,202	\$36,514	\$43,425	\$56,047	\$106,396
27-0000	Arts, Design, Entertainment, Sports, and Media Occupations	2,030	10.15	\$18.95	\$39,420	4.75	\$9.57	\$11.34	\$16.52	\$23.03	\$32.63	\$19,910	\$23,593	\$34,354	\$47,905	\$67,874
27-1019	Artists and Related Workers, All Other	10	0.11	\$16.57	\$34,458	2.21	\$15.05	\$15.06	\$15.56	\$17.57	\$19.58	\$31,306	\$31,316	\$32,354	\$36,540	\$40,720
27-1023	Floral Designers	50	31.43	\$15.96	\$33,196	7.09	\$11.59	\$12.76	\$14.77	\$19.81	\$21.92	\$24,114	\$26,539	\$30,719	\$41,197	\$45,601
27-1024	Graphic Designers	140	16.30	\$24.58	\$51,119	3.68	\$13.78	\$18.96	\$22.67	\$30.96	\$37.59	\$28,670	\$39,433	\$47,157	\$64,404	\$78,195
27-1025	Interior Designers	130	28.13	\$24.54	\$51,045	10.93	\$14.46	\$16.20	\$21.64	\$29.85	\$35.00	\$30,081	\$33,689	\$45,014	\$62,078	\$72,799
27-2012	Producers and Directors	30	24.11	\$24.35	\$50,638	11.65	\$9.05	\$19.60	\$24.17	\$31.35	\$39.72	\$18,816	\$40,758	\$50,267	\$65,203	\$82,623
27-2022	Coaches and Scouts				\$29,638	3.68						\$18,703	\$21,427	\$25,583	\$35,456	\$46,812
27-2042	Musicians and Singers			\$33.72		11.04	\$8.04	\$9.02	\$41.17	\$48.34	\$54.14					
27-2099	Entertainers and Performers, Sports and Related Workers, All Other			\$11.99		10.75	\$7.68	\$8.16	\$8.96	\$10.54	\$24.63					
27-3031	Public Relations Specialists	210	15.05	\$27.06	\$56,277	4.06	\$17.63	\$20.26	\$23.07	\$32.07	\$42.73	\$36,667	\$42,146	\$47,977	\$66,713	\$88,880
27-3041	Editors	60	26.27	\$26.76	\$55,665	7.03	\$15.62	\$17.59	\$24.87	\$34.00	\$41.71	\$32,498	\$36,588	\$51,723	\$70,715	\$86,754
27-3099	Media and Communication Workers, All Other	20	33.83	\$29.24	\$60,819	15.70	\$18.82	\$23.25	\$26.87	\$34.34	\$42.58	\$39,145	\$48,359	\$55,881	\$71,436	\$88,577
27-4011	Audio and Video Equipment Technicians	20	26.83	\$17.17	\$35,719	5.94	\$11.79	\$13.16	\$16.22	\$20.68	\$23.06	\$24,514	\$27,370	\$33,739	\$43,010	\$47,963
27-4021	Photographers	50	33.69	\$16.47	\$34,255	7.07	\$9.14	\$13.80	\$16.78	\$19.62	\$22.22	\$19,013	\$28,698	\$34,895	\$40,805	\$46,220
29-0000	Healthcare Practitioners and Technical Occupations	2,570	3.17	\$38.15	\$79,362	6.40	\$16.73	\$22.65	\$32.84	\$43.74	\$63.31	\$34,790	\$47,109	\$68,298	\$90,974	\$131,685
29-1011	Chiropractors	20	15.69													
29-1021	Dentists, General			\$46.66	\$97,062	22.44	\$24.52	\$26.85	\$48.01	\$59.51	\$68.39	\$51,008	\$55,856	\$99,852	\$123,782	\$142,255
29-1031	Dietitians and Nutritionists	30	10.91	\$26.84	\$55,829	2.53	\$14.31	\$17.74	\$28.66	\$35.12	\$40.24	\$29,762	\$36,908	\$59,615	\$73,060	\$83,690
29-1041	Optometrists	10	38.49													
29-1051	Pharmacists	110	17.39	\$51.02	\$106,125	7.01	\$22.81	\$47.07	\$54.10	\$62.45	\$69.53	\$47,453	\$97,898	\$112,521	\$129,897	\$144,616
29-1062	Family and General Practitioners	110	40.34	\$70.78	\$147,216	5.47	\$55.33	\$60.56	\$65.93	\$71.30		\$115,084	\$125,956	\$137,132	\$148,308	
29-1063	Internists, General			\$85.45	\$177,733	13.54	\$50.69	\$56.97	\$81.76			\$105,436	\$118,507	\$170,053		
29-1069	Physicians and Surgeons, All Other			\$105.82	\$220,112	25.83	\$39.06	\$88.83				\$81,236	\$184,764			
29-1071	Physician Assistants	90	22.59	\$36.61	\$76,159	12.58	\$20.17	\$22.79	\$37.31	\$45.86	\$53.64	\$41,957	\$47,403	\$77,599	\$95,393	\$111,575
29-1111	Registered Nurses*	820	3.76	\$34.09	\$70,910	1.45	\$22.03	\$27.16	\$33.74	\$40.92	\$46.07	\$45,832	\$56,483	\$70,181	\$85,110	\$95,821
29-1122	Occupational Therapists	50	18.52	\$32.41	\$67,408	3.07	\$23.56	\$27.26	\$32.00	\$36.15	\$44.58	\$48,997	\$56,693	\$66,554	\$75,196	\$92,725
29-1123	Physical Therapists	80	3.06	\$33.18	\$69,022	3.05	\$21.60	\$26.61	\$32.47	\$38.03	\$45.94	\$44,928	\$55,349	\$67,542	\$79,106	\$95,562
29-1126	Respiratory Therapists	40	9.72	\$31.02	\$64,515	2.82	\$25.30	\$28.72	\$31.67	\$34.30	\$35.88	\$52,633	\$59,743	\$65,881	\$71,352	\$74,634
29-1127	Speech-Language Pathologists	80	8.91	\$40.08	\$83,360	1.64	\$30.22	\$33.38	\$39.18	\$45.79	\$54.40	\$62,848	\$69,437	\$81,486	\$95,252	\$113,156
29-1131	Veterinarians	30	15.66	\$32.99	\$68,627	8.34	\$23.82	\$28.25	\$33.00	\$37.27	\$43.69	\$49,547	\$58,754	\$68,634	\$77,517	\$90,878
29-1181	Audiologists			\$37.09	\$77,154	2.43	\$25.46	\$28.42	\$36.09	\$45.12	\$53.30	\$52,954	\$59,113	\$75,066	\$93,855	\$110,873
29-2011	Medical and Clinical Laboratory Technologists	40	0.03	\$33.99	\$70,691	1.72	\$25.50	\$29.21	\$33.41	\$38.71	\$44.28	\$53,043	\$60,754	\$69,492	\$80,514	\$92,101
29-2012	Medical and Clinical Laboratory Technicians	30	4.67	\$16.98	\$35,328	4.22	\$13.02	\$14.92	\$16.58	\$18.23	\$22.29	\$27,076	\$31,042	\$34,483	\$37,925	\$46,366



Occupational Code	Occupational Title	Employment Estimate	Employment Percentage Relative Standard Error	Average Hourly Wage	Average Annual Wage	Wage Percentage Relative Standard Error	10th Percentile (Hourly)	25th Percentile (Hourly)	50th Percentile (Hourly)	75th Percentile (Hourly)	90th Percentile (Hourly)	10th Percentile (Annual)	25th Percentile (Annual)	50th Percentile (Annual)	75th Percentile (Annual)	90th Percentile (Annual)
29-2021	Dental Hygienists	50	37.73	\$35.78	\$74,415	8.12	\$29.63	\$32.50	\$36.99	\$41.51	\$44.29	\$61,626	\$67,604	\$76,943	\$86,351	\$92,117
29-2032	Diagnostic Medical Sonographers	30	36.24	\$38.06	\$79,172	3.98	\$31.55	\$34.32	\$38.20	\$42.45	\$45.00	\$65,627	\$71,393	\$79,451	\$88,299	\$93,608
29-2037	Radiologic Technologists and Technicians*	110	5.86	\$32.13	\$66,822	1.19	\$21.85	\$26.11	\$32.23	\$38.56	\$43.21	\$45,453	\$54,300	\$67,044	\$80,195	\$89,876
29-2041	Emergency Medical Technicians and Paramedics	160	5.58	\$18.92	\$39,356	5.51	\$11.60	\$12.99	\$17.35	\$24.78	\$28.57	\$24,121	\$27,017	\$36,088	\$51,540	\$59,428
29-2052	Pharmacy Technicians	70	13.50	\$16.73	\$34,796	4.00	\$12.27	\$13.62	\$16.00	\$18.64	\$22.08	\$25,529	\$28,339	\$33,284	\$38,774	\$45,923
29-2055	Surgical Technologists	60	43.65	\$20.69	\$43,041	6.95	\$12.12	\$13.39	\$18.88	\$26.82	\$33.58	\$25,211	\$27,861	\$39,278	\$55,776	\$69,849
29-2056	Veterinary Technologists and Technicians	70	11.65	\$16.63	\$34,584	13.14	\$8.32	\$15.24	\$18.18	\$20.61	\$22.11	\$17,313	\$31,705	\$37,819	\$42,877	\$45,988
29-2061	Licensed Practical and Licensed Vocational Nurses	70	41.03	\$20.00	\$41,596	2.82	\$15.74	\$17.25	\$19.72	\$22.19	\$24.95	\$32,741	\$35,875	\$41,016	\$46,155	\$51,894
29-2071	Medical Records and Health Information Technicians	40	8.37	\$20.40	\$42,430	2.91	\$13.08	\$14.90	\$19.64	\$23.15	\$30.31	\$27,200	\$30,993	\$40,859	\$48,155	\$63,054
29-2081	Opticians, Dispensing	40	39.81	\$19.00	\$39,528	3.86	\$15.62	\$16.77	\$18.65	\$21.26	\$22.85	\$32,491	\$34,879	\$38,799	\$44,216	\$47,526
29-9011	Occupational Health and Safety Specialists	20	0.15	\$32.10	\$66,766	1.90	\$19.66	\$23.38	\$30.72	\$39.76	\$50.07	\$40,897	\$48,635	\$63,899	\$82,707	\$104,140
31-0000	Healthcare Support Occupations	930	6.45	\$16.86	\$35,066	3.17	\$8.72	\$12.28	\$15.65	\$19.60	\$25.77	\$18,134	\$25,540	\$32,556	\$40,764	\$53,605
31-1011	Home Health Aides			\$11.00	\$22,883	2.00	\$8.69	\$9.78	\$10.82	\$12.06	\$13.92	\$18,071	\$20,337	\$22,515	\$28,082	\$28,964
31-1012	Nursing Aides, Orderlies, and Attendants*	170	11.27	\$14.74	\$30,669	1.99	\$11.02	\$12.55	\$14.52	\$16.95	\$18.51	\$22,928	\$26,107	\$30,193	\$35,251	\$38,502
31-2021	Physical Therapist Assistants	10	16.94	\$20.47	\$42,570	13.36	\$12.95	\$14.47	\$17.49	\$24.53	\$37.66	\$26,929	\$30,107	\$36,388	\$51,018	\$78,323
31-2022	Physical Therapist Aides	20	36.00	\$16.33	\$33,976	19.62	\$9.85	\$10.74	\$15.56	\$21.33	\$26.10	\$20,482	\$22,346	\$32,361	\$44,365	\$54,295
31-9011	Massage Therapists	250	12.60	\$16.97	\$35,303	11.46	\$7.79	\$8.42	\$11.76	\$20.67	\$38.76	\$16,204	\$17,513	\$24,468	\$43,002	\$80,629
31-9091	Dental Assistants	190	10.86	\$17.31	\$35,995	6.83	\$12.67	\$14.17	\$17.09	\$20.47	\$22.53	\$26,362	\$29,469	\$35,547	\$42,570	\$46,862
31-9092	Medical Assistants	160	27.09	\$19.74	\$41,051	3.55	\$14.84	\$16.04	\$18.06	\$21.81	\$29.77	\$30,871	\$33,366	\$37,560	\$45,358	\$61,925
31-9093	Medical Equipment Preparers	20	4.01	\$19.45	\$40,456	4.93	\$13.26	\$15.40	\$18.75	\$22.73	\$27.33	\$27,591	\$32,029	\$39,005	\$47,281	\$56,849
31-9096	Veterinary Assistants and Laboratory Animal Caretakers	20	32.44	\$11.56	\$24,049	17.82	\$7.80	\$8.46	\$12.08	\$14.10	\$16.58	\$16,227	\$17,603	\$25,123	\$29,325	\$34,481
31-9799	Healthcare Support Workers, All Other*	40	0.06	\$17.22	\$35,823	1.62	\$12.57	\$13.91	\$15.06	\$19.21	\$22.89	\$26,138	\$28,930	\$31,321	\$39,947	\$47,621
33-0000	Protective Service Occupations	1,800	10.12	\$20.95	\$43,571	3.06	\$11.05	\$15.04	\$19.40	\$26.17	\$33.59	\$22,988	\$31,290	\$40,360	\$54,427	\$69,871
33-1012	First-Line Supervisors of Police and Detectives	60	5.32	\$38.01	\$79,066	2.56	\$28.87	\$31.97	\$37.80	\$43.85	\$51.59	\$60,057	\$66,490	\$78,628	\$91,199	\$107,316
33-1021	First-Line Supervisors of Fire Fighting and Prevention Workers	40	18.22	\$37.57	\$78,148	3.96	\$25.90	\$33.10	\$39.03	\$42.95	\$45.31	\$53,877	\$68,853	\$81,192	\$89,339	\$94,242
33-1099	First-Line Supervisors of Protective Service Workers, All Other	30	11.70	\$31.22	\$64,948	4.71	\$22.77	\$24.87	\$29.00	\$35.66	\$46.26	\$47,360	\$51,736	\$60,312	\$74,166	\$96,214
33-2011	Firefighters	220	22.52	\$20.48	\$42,594	4.55	\$12.33	\$14.54	\$20.16	\$24.89	\$31.61	\$25,642	\$30,253	\$41,937	\$51,780	\$65,755
33-2021	Fire Inspectors and Investigators	10	35.41	\$31.86	\$66,268	2.96	\$22.78	\$26.05	\$31.07	\$38.78	\$43.26	\$47,382	\$54,193	\$64,624	\$80,665	\$89,982
33-3012	Correctional Officers and Jailers	110	0.01	\$22.58	\$46,967	4.51	\$15.69	\$17.42	\$21.63	\$27.06	\$31.87	\$32,626	\$36,225	\$44,995	\$56,278	\$66,287
33-3021	Detectives and Criminal Investigators	20	4.98	\$29.66	\$61,699	2.60	\$19.29	\$24.47	\$30.44	\$35.23	\$40.83	\$40,124	\$50,895	\$63,310	\$73,280	\$84,930
33-3051	Police and Sheriff's Patrol Officers	330	14.37	\$26.21	\$54,526	1.72	\$18.90	\$21.92	\$26.03	\$30.58	\$35.03	\$39,310	\$45,599	\$54,149	\$63,599	\$72,863
33-9011	Animal Control Workers	20	0.05	\$19.88	\$41,348	1.92	\$15.59	\$16.97	\$19.43	\$22.20	\$26.12	\$32,419	\$35,293	\$40,421	\$46,168	\$54,330
33-9032	Security Guards	410	14.19	\$15.46	\$32,165	5.00	\$9.47	\$12.39	\$15.28	\$17.83	\$21.83	\$19,698	\$25,776	\$31,779	\$37,090	\$45,396
33-9092	Lifeguards, Ski Patrol, and Other Recreational Protective Service Workers	280	27.32	\$14.61	\$30,383	7.60	\$8.20	\$9.51	\$13.85	\$19.25	\$22.36	\$17,057	\$19,786	\$28,808	\$40,043	\$46,502
33-9093	Transportation Security Screeners* (federal only)	60	0.02	\$19.35	\$40,243	2.56	\$17.50	\$17.51	\$18.90	\$19.04	\$23.08	\$36,404	\$36,416	\$39,319	\$39,598	\$47,996
33-9099	Protective Service Workers, All Other *			\$17.95	\$37,342	3.10	\$14.80	\$15.33	\$17.77	\$20.47	\$21.89	\$30,786	\$31,895	\$36,955	\$42,576	\$45,537
35-0000	Food Preparation and Serving Related Occupations	10,920	3.64	\$12.22	\$25,411	2.74	\$7.91	\$8.71	\$10.79	\$14.22	\$18.45	\$16,460	\$18,109	\$22,449	\$29,570	\$38,368
35-1011	Chefs and Head Cooks	360	24.15	\$22.81	\$47,450	9.62	\$13.20	\$15.30	\$19.21	\$28.80	\$39.78	\$27,460	\$31,815	\$39,965	\$59,912	\$82,737
35-1012	First-Line Supervisors of Food Preparation and Serving Workers	610	8.93	\$20.55	\$42,753	4.25	\$12.81	\$16.06	\$19.65	\$22.65	\$31.76	\$26,653	\$33,408	\$40,874	\$47,119	\$66,067
35-2011	Cooks, Fast Food			\$13.26	\$27,580	4.35	\$10.15	\$11.31	\$13.18	\$14.90	\$17.11	\$21,114	\$23,518	\$27,411	\$30,991	\$35,583
35-2012	Cooks, Institution and Cafeteria	180	27.75	\$15.52	\$32,291	2.56	\$11.88	\$12.94	\$14.70	\$17.44	\$20.63	\$24,709	\$26,910	\$30,570	\$36,266	\$42,902
35-2014	Cooks, Restaurant	1,760	15.05	\$14.22	\$29,578	2.95	\$10.79	\$12.32	\$13.83	\$16.04	\$18.03	\$22,446	\$25,627	\$28,757	\$33,369	\$37,493
35-2015	Cooks, Short Order			\$11.18	\$23,256	4.34	\$7.92	\$8.73	\$10.78	\$13.37	\$15.31	\$16,477	\$18,153	\$22,421	\$27,805	\$31,844
35-2021	Food Preparation Workers	590	11.79	\$12.66	\$26,329	2.62	\$8.64	\$10.75	\$12.86	\$14.38	\$16.55	\$17,976	\$22,355	\$26,741	\$29,909	\$34,433
35-3011	Bartenders	900	18.58	\$10.03	\$20,862	9.03	\$7.71	\$8.18	\$8.97	\$10.33	\$13.27	\$16,030	\$17,018	\$18,665	\$21,482	\$27,606
35-3021	Combined Food Preparation and Serving Workers, Including Fast Food	1,510	8.22	\$11.52	\$23,969	4.15	\$8.20	\$9.40	\$11.08	\$13.44	\$14.92	\$17,054	\$19,551	\$23,054	\$27,951	\$31,043

Occupational Code	Occupational Title	Employment Estimate	Employment Percentage Relative Standard Error	Average Hourly Wage	Average Annual Wage	Wage Percentage Relative Standard Error	10th Percentile (Hourly)	25th Percentile (Hourly)	50th Percentile (Hourly)	75th Percentile (Hourly)	90th Percentile (Hourly)	10th Percentile (Annual)	25th Percentile (Annual)	50th Percentile (Annual)	75th Percentile (Annual)	90th Percentile (Annual)
35-3022	Counter Attendants, Cafeteria, Food Concession, and Coffee Shop	260	38.76	\$9.06	\$18,848	4.68	\$7.67	\$8.09	\$8.79	\$9.70	\$11.32	\$15,947	\$16,820	\$18,274	\$20,167	\$23,538
35-3031	Waiters and Waitresses	2,930	5.89	\$9.67	\$20,112	8.24	\$7.63	\$8.02	\$8.65	\$9.29	\$11.69	\$15,879	\$16,672	\$17,993	\$19,332	\$24,307
35-3041	Food Servers, Nonrestaurant	180	30.06	\$12.30	\$25,584	5.92	\$7.91	\$8.61	\$11.89	\$16.01	\$17.81	\$16,445	\$17,912	\$24,740	\$33,300	\$37,054
35-9011	Dining Room and Cafeteria Attendants and Bartender Helpers	470	26.16	\$9.80	\$20,382	2.82	\$7.86	\$8.53	\$9.63	\$10.93	\$11.97	\$16,345	\$17,751	\$20,022	\$22,735	\$24,893
35-9021	Dishwashers	480	20.07	\$10.99	\$22,850	3.19	\$8.61	\$9.76	\$10.75	\$11.87	\$14.05	\$17,905	\$20,310	\$22,364	\$24,688	\$29,223
35-9031	Hosts and Hostesses, Restaurant, Lounge, and Coffee Shop	260	21.12	\$10.52	\$21,891	5.99	\$7.82	\$8.46	\$9.97	\$12.76	\$13.94	\$16,261	\$17,597	\$20,736	\$26,550	\$28,997
37-0000	Building and Grounds Cleaning and Maintenance Occupations	5,690	4.47	\$14.11	\$29,350	1.62	\$9.71	\$11.14	\$13.22	\$15.91	\$20.01	\$20,203	\$23,179	\$27,496	\$33,093	\$41,613
37-1011	First-Line Supervisors of Housekeeping and Janitorial Workers	250	11.36	\$23.26	\$48,389	5.11	\$14.73	\$17.09	\$21.40	\$28.61	\$34.42	\$30,633	\$35,552	\$44,515	\$59,502	\$71,601
37-1012	First-Line Supervisors of Landscaping, Lawn Service, and Groundskeeping Workers	120	31.38	\$24.08	\$50,096	6.40	\$13.88	\$19.25	\$21.49	\$27.61	\$40.85	\$28,861	\$40,039	\$44,696	\$57,420	\$84,969
37-2011	Janitors and Cleaners, Except Maids and Housekeeping Cleaners	1,280	14.66	\$13.32	\$27,714	2.82	\$8.67	\$10.77	\$13.04	\$14.97	\$18.64	\$18,037	\$22,404	\$27,117	\$31,128	\$38,763
37-2012	Maids and Housekeeping Cleaners	2,380	6.49	\$12.46	\$25,923	1.75	\$9.69	\$10.50	\$11.94	\$13.88	\$16.30	\$20,147	\$21,842	\$24,840	\$28,868	\$33,906
37-3011	Landscaping and Groundskeeping Workers	1,590	10.76	\$15.09	\$31,384	2.33	\$11.28	\$12.67	\$14.41	\$17.29	\$20.48	\$23,469	\$26,358	\$29,981	\$35,973	\$42,607
37-3019	Grounds Maintenance Workers, All Other			\$13.70	\$28,494	2.56	\$10.12	\$11.06	\$13.00	\$15.36	\$17.72	\$21,060	\$23,010	\$27,033	\$31,949	\$36,848
39-0000	Personal Care and Service Occupations	2,600	8.84	\$14.82	\$30,828	2.58	\$8.61	\$10.15	\$12.75	\$17.10	\$25.89	\$17,900	\$21,104	\$26,515	\$35,578	\$53,843
39-1021	First-Line Supervisors of Personal Service Workers	130	16.64	\$21.11	\$43,917	4.90	\$12.67	\$16.11	\$19.96	\$25.20	\$32.23	\$26,364	\$33,501	\$41,518	\$52,415	\$67,031
39-2011	Animal Trainers			\$13.44	\$27,963	4.73	\$12.22	\$12.70	\$13.49	\$14.28	\$14.76	\$25,427	\$26,416	\$28,064	\$29,711	\$30,700
39-2021	Nonfarm Animal Caretakers	70	22.96	\$12.55	\$26,113	12.20	\$8.28	\$9.73	\$11.01	\$13.69	\$17.57	\$17,227	\$20,245	\$22,907	\$28,473	\$36,543
39-3091	Amusement and Recreation Attendants			\$12.10	\$25,168	3.63	\$9.00	\$9.93	\$10.93	\$12.88	\$17.51	\$18,719	\$20,651	\$22,728	\$26,794	\$36,412
39-3093	Locker Room, Coatroom, and Dressing Room Attendants	30	36.62	\$13.23	\$27,512	8.44	\$8.84	\$10.26	\$12.08	\$14.51	\$20.78	\$18,383	\$21,337	\$25,133	\$30,177	\$43,213
39-5012	Hairdressers, Hairstylists, and Cosmetologists	150	29.01	\$11.57	\$24,070	7.79	\$9.19	\$9.80	\$10.73	\$12.03	\$14.40	\$19,118	\$20,381	\$22,313	\$25,027	\$29,954
39-5092	Manicurists and Pedicurists			\$21.13	\$43,950	14.24	\$8.39	\$13.68	\$24.69	\$27.12	\$28.58	\$17,460	\$28,455	\$51,360	\$56,416	\$59,449
39-5094	Skincare Specialists	100	44.98	\$19.46	\$40,484	7.98	\$8.16	\$9.41	\$18.61	\$29.55	\$33.83	\$16,967	\$19,572	\$38,717	\$61,471	\$70,357
39-6011	Baggage Porters and Bellhops	130	13.15	\$10.43	\$21,702	2.90	\$7.84	\$8.50	\$9.79	\$11.73	\$14.42	\$16,302	\$17,675	\$20,359	\$24,398	\$29,987
39-6012	Concierges	190	9.05	\$14.02	\$29,154	5.14	\$9.48	\$11.19	\$14.17	\$16.58	\$18.01	\$19,720	\$23,271	\$29,472	\$34,488	\$37,460
39-7011	Tour Guides and Escorts			\$16.75	\$34,837	6.44	\$10.14	\$13.85	\$17.73	\$20.43	\$21.96	\$21,100	\$28,806	\$36,874	\$42,490	\$45,684
39-9011	Childcare Workers	470	15.33	\$13.35	\$27,772	4.31	\$8.98	\$11.17	\$13.28	\$15.54	\$17.57	\$18,671	\$23,225	\$27,630	\$32,321	\$36,546
39-9031	Fitness Trainers and Aerobics Instructors	360	18.52	\$22.20	\$46,173	4.89	\$8.12	\$9.25	\$24.64	\$30.17	\$35.46	\$16,884	\$19,248	\$51,251	\$62,762	\$73,765
39-9032	Recreation Workers	260	14.59	\$13.67	\$28,439	3.82	\$8.55	\$9.88	\$12.19	\$16.65	\$21.01	\$17,781	\$20,557	\$25,358	\$34,633	\$43,696
41-0000	Sales and Related Occupations	7,990	3.93	\$19.05	\$39,630	4.64	\$9.36	\$11.45	\$14.67	\$20.52	\$30.69	\$19,471	\$23,818	\$30,511	\$42,674	\$63,842
41-1011	First-Line Supervisors of Retail Sales Workers	550	10.58	\$23.49	\$48,856	4.93	\$14.55	\$16.92	\$21.28	\$27.03	\$36.84	\$30,274	\$35,196	\$44,257	\$56,228	\$76,634
41-1012	First-Line Supervisors of Non-Retail Sales Workers	40	14.94	\$36.56	\$76,053	8.71	\$14.85	\$22.94	\$33.25	\$49.04	\$67.10	\$30,887	\$47,717	\$69,157	\$101,998	\$139,567
41-2011	Cashiers	1,830	7.76	\$12.48	\$25,967	3.51	\$8.44	\$9.95	\$12.15	\$14.35	\$17.33	\$17,562	\$20,698	\$25,273	\$29,855	\$36,052
41-2021	Counter and Rental Clerks	540	16.93	\$14.06	\$29,235	3.86	\$8.61	\$10.33	\$13.31	\$17.31	\$21.24	\$17,901	\$21,482	\$27,688	\$35,995	\$44,183
41-2022	Parts Salespersons	70	32.82	\$19.13	\$39,789	5.93	\$13.88	\$15.65	\$17.95	\$21.73	\$26.89	\$28,878	\$32,552	\$37,343	\$45,196	\$55,940
41-2031	Retail Salespersons	3,290	6.86	\$14.92	\$31,043	2.65	\$9.37	\$11.20	\$13.81	\$17.43	\$21.61	\$19,493	\$23,300	\$28,735	\$36,252	\$44,951
41-3011	Advertising Sales Agents	90	14.23	\$23.75	\$49,399	9.36	\$9.51	\$15.23	\$20.31	\$29.21	\$43.24	\$19,773	\$31,672	\$42,249	\$60,754	\$89,929
41-3021	Insurance Sales Agents	150	19.61	\$21.94	\$45,637	8.44	\$11.87	\$15.73	\$20.45	\$29.56	\$34.14	\$24,686	\$32,721	\$42,542	\$61,478	\$71,007
41-3031	Securities, Commodities, and Financial Services Sales Agents	80	29.67	\$32.52	\$67,639	25.46	\$14.65	\$15.62	\$17.38	\$48.77	\$74.23	\$30,475	\$32,494	\$36,142	\$101,440	\$154,396
41-3041	Travel Agents	60	23.66	\$21.49	\$44,700	7.42	\$12.03	\$16.68	\$21.82	\$26.43	\$30.83	\$25,017	\$34,697	\$45,377	\$54,983	\$64,121
41-3099	Sales Representatives, Services, All Other	300	15.33	\$27.96	\$58,159	4.20	\$13.20	\$19.49	\$24.18	\$35.55	\$44.74	\$27,464	\$40,546	\$50,304	\$73,938	\$93,062
41-4011	Sales Representatives, Wholesale and Manufacturing, Technical and Scientific Products	40	44.58	\$55.00	\$114,398	20.61	\$31.81	\$36.01	\$41.65	\$55.66	\$66.167	\$74,911	\$86,627	\$115,776		
41-4012	Sales Representatives, Wholesale and Manufacturing, Except Technical and Scientific Products	380	11.16	\$26.92	\$55,997	6.69	\$10.44	\$15.56	\$23.45	\$33.65	\$47.49	\$21,715	\$32,367	\$48,776	\$70,000	\$98,777

Occupational Code	Occupational Title	Employment Estimate	Employment Percentage Relative Standard Error	Average Hourly Wage	Average Annual Wage	Wage Percentage Relative Standard Error	10th Percentile (Hourly)	25th Percentile (Hourly)	50th Percentile (Hourly)	75th Percentile (Hourly)	90th Percentile (Hourly)	10th Percentile (Annual)	25th Percentile (Annual)	50th Percentile (Annual)	75th Percentile (Annual)	90th Percentile (Annual)
41-9022	Real Estate Sales Agents	300	19.06	\$55.31	\$115,046	19.79	\$19.95	\$21.85	\$35.69	\$86.36		\$41,497	\$45,452	\$74,244	\$179,623	
41-9041	Telemarketers	30	17.42	\$18.80	\$39,113	7.23	\$9.30	\$16.27	\$20.02	\$21.85	\$23.43	\$19,347	\$33,850	\$41,643	\$45,455	\$48,730
41-9799	Sales and Related Workers, All Other*	70	24.99	\$22.13	\$46,037	9.08	\$12.90	\$14.44	\$20.05	\$25.67	\$39.87	\$26,841	\$30,043	\$41,707	\$53,395	\$82,938
43-0000	Office and Administrative Support Occupations	9,950	3.48	\$17.42	\$36,243	1.34	\$10.03	\$12.88	\$16.53	\$21.20	\$26.30	\$20,853	\$26,790	\$34,388	\$44,089	\$54,704
43-1011	First-Line Supervisors of Office and Administrative Support Workers	490	7.76	\$24.82	\$51,623	2.69	\$16.29	\$19.04	\$23.41	\$28.81	\$35.80	\$33,890	\$39,608	\$48,699	\$59,919	\$74,469
43-2011	Switchboard Operators, Including Answering Service	40	12.45	\$13.92	\$28,950	3.89	\$10.40	\$11.70	\$13.31	\$15.03	\$17.93	\$21,642	\$24,331	\$27,687	\$31,259	\$37,301
43-3011	Bill and Account Collectors	30	19.22	\$19.95	\$41,489	3.85	\$13.71	\$16.14	\$18.62	\$23.60	\$26.07	\$28,515	\$33,566	\$38,725	\$49,097	\$54,218
43-3021	Billing and Posting Clerks	130	23.46	\$19.63	\$40,826	5.30	\$13.63	\$15.79	\$18.00	\$23.34	\$27.93	\$28,346	\$32,838	\$37,445	\$48,539	\$58,095
43-3031	Bookkeeping, Accounting, and Auditing Clerks	1,090	7.49	\$19.30	\$40,152	3.24	\$9.14	\$13.49	\$18.75	\$24.31	\$29.79	\$19,006	\$28,055	\$38,996	\$50,561	\$61,961
43-3051	Payroll and Timekeeping Clerks	40	15.12	\$20.97	\$43,619	3.65	\$15.47	\$16.87	\$19.87	\$25.43	\$28.56	\$32,183	\$35,098	\$41,319	\$52,887	\$59,403
43-3071	Tellers	310	12.90	\$13.99	\$29,101	7.47	\$10.28	\$11.27	\$13.19	\$16.20	\$18.69	\$21,377	\$23,449	\$27,443	\$33,695	\$38,885
43-4031	Court, Municipal, and License Clerks	190	2.07	\$18.99	\$39,503	2.23	\$13.33	\$15.73	\$17.85	\$21.79	\$25.92	\$27,720	\$32,727	\$37,135	\$45,331	\$53,919
43-4051	Customer Service Representatives	730	12.25	\$18.04	\$37,515	4.25	\$10.80	\$12.71	\$15.66	\$20.69	\$29.81	\$22,464	\$26,441	\$32,575	\$43,043	\$62,001
43-4061	Eligibility Interviewers, Government Programs	20	41.40	\$22.11	\$45,981	8.90	\$14.38	\$17.40	\$21.79	\$26.39	\$32.32	\$29,913	\$36,202	\$45,319	\$54,892	\$67,220
43-4071	File Clerks	40	13.51	\$15.17	\$31,545	5.44	\$10.27	\$12.13	\$15.16	\$18.13	\$20.84	\$21,358	\$25,223	\$31,524	\$37,714	\$43,339
43-4081	Hotel, Motel, and Resort Desk Clerks	830	12.50	\$14.00	\$29,123	5.05	\$9.83	\$11.11	\$13.51	\$16.51	\$19.33	\$20,455	\$23,103	\$28,097	\$34,336	\$40,208
43-4111	Interviewers, Except Eligibility and Loan	100	12.85	\$18.47	\$38,424	3.77	\$11.70	\$14.72	\$17.92	\$22.59	\$26.78	\$24,336	\$30,622	\$37,280	\$46,978	\$55,705
43-4121	Library Assistants, Clerical	40	33.80	\$17.89	\$37,206	11.19	\$13.12	\$15.07	\$17.10	\$20.39	\$24.45	\$27,292	\$31,339	\$35,572	\$42,418	\$50,859
43-4131	Loan Interviewers and Clerks			\$19.49	\$40,543	2.54	\$11.88	\$15.66	\$18.35	\$25.01	\$27.96	\$24,701	\$32,569	\$38,161	\$52,013	\$58,157
43-4141	New Accounts Clerks	50	30.49	\$15.01	\$31,217	6.43	\$12.17	\$12.97	\$14.31	\$16.24	\$19.98	\$25,308	\$26,976	\$29,755	\$33,786	\$41,552
43-4161	Human Resources Assistants, Except Payroll and Timekeeping	70	13.32	\$17.87	\$37,178	3.04	\$12.36	\$13.60	\$16.66	\$21.29	\$26.41	\$25,704	\$28,291	\$34,643	\$44,276	\$54,925
43-4171	Receptionists and Information Clerks	650	11.87	\$14.79	\$30,774	2.15	\$9.97	\$12.46	\$14.89	\$17.28	\$18.85	\$20,729	\$25,923	\$30,966	\$35,950	\$39,211
43-4181	Reservation and Transportation Ticket Agents and Travel Clerks	190	18.12	\$13.06	\$27,173	2.28	\$9.85	\$10.97	\$12.85	\$14.74	\$17.20	\$20,490	\$22,819	\$26,723	\$30,652	\$35,766
43-4199	Information and Record Clerks, All Other	60	6.76	\$18.79	\$39,079	3.02	\$13.45	\$14.77	\$18.99	\$21.65	\$23.62	\$27,983	\$30,726	\$39,498	\$45,027	\$49,136
43-5031	Police, Fire, and Ambulance Dispatchers	90	14.81	\$19.84	\$41,263	3.57	\$13.46	\$17.40	\$20.54	\$22.70	\$26.22	\$27,990	\$36,202	\$42,731	\$47,224	\$54,540
43-5032	Dispatchers, Except Police, Fire, and Ambulance	30	27.35	\$16.76	\$34,861	6.14	\$11.43	\$13.05	\$15.20	\$17.83	\$27.42	\$23,770	\$27,150	\$31,625	\$37,079	\$57,038
43-5041	Meter Readers, Utilities	10	43.70	\$22.91	\$47,662	6.31	\$16.02	\$17.95	\$23.32	\$27.02	\$29.80	\$33,332	\$37,342	\$48,509	\$56,193	\$61,991
43-5051	Postal Service Clerks	80	0.02	\$24.62	\$51,211	1.81	\$22.08	\$23.37	\$25.52	\$25.53	\$26.09	\$45,926	\$48,615	\$53,085	\$53,098	\$54,261
43-5052	Postal Service Mail Carriers	30	0.06	\$24.93	\$51,854	2.63	\$21.67	\$23.33	\$25.96	\$26.69	\$26.70	\$45,073	\$48,519	\$53,986	\$55,524	\$55,531
43-5053	Postal Service Mail Sorters, Processors, and Processing Machine Operators	40	0.04	\$18.10	\$37,648	1.67	\$11.56	\$14.00	\$16.80	\$25.52	\$25.53	\$24,034	\$29,125	\$34,945	\$53,088	\$53,098
43-5061	Production, Planning, and Expediting Clerks	20	20.12	\$26.80	\$55,749	11.15	\$16.51	\$19.36	\$22.69	\$36.47	\$42.13	\$34,349	\$40,269	\$47,185	\$75,858	\$87,640
43-5071	Shipping, Receiving, and Traffic Clerks	130	19.29	\$15.43	\$32,096	4.90	\$10.38	\$12.34	\$14.62	\$17.70	\$21.69	\$21,587	\$25,673	\$30,415	\$36,824	\$45,111
43-5081	Stock Clerks and Order Fillers	650	20.61	\$14.47	\$30,107	3.46	\$10.37	\$12.19	\$13.80	\$16.34	\$19.03	\$21,579	\$25,348	\$28,697	\$33,996	\$39,579
43-6011	Executive Secretaries and Executive Administrative Assistants	630	14.62	\$21.80	\$45,343	1.64	\$16.27	\$18.90	\$21.25	\$24.12	\$28.60	\$33,836	\$39,309	\$44,207	\$50,168	\$59,494
43-6012	Legal Secretaries			\$22.14	\$46,049	4.08	\$15.84	\$17.27	\$23.96	\$26.69	\$28.32	\$32,953	\$35,929	\$49,837	\$55,510	\$58,913
43-6013	Medical Secretaries	230	18.63	\$17.53	\$36,464	3.10	\$12.76	\$15.19	\$17.48	\$20.48	\$22.74	\$26,548	\$31,598	\$36,358	\$42,591	\$47,295
43-6014	Secretaries and Administrative Assistants, Except Legal, Medical, and Executive	1,750	6.56	\$17.31	\$35,996	2.02	\$9.24	\$13.31	\$17.35	\$21.51	\$25.19	\$19,219	\$27,681	\$36,093	\$44,732	\$52,388
43-9021	Data Entry Keyers			\$14.52	\$30,198	8.82	\$9.29	\$11.80	\$13.70	\$17.08	\$22.86	\$19,332	\$24,534	\$28,486	\$35,525	\$47,546
43-9051	Mail Clerks and Mail Machine Operators, Except Postal Service	20	39.61	\$13.93	\$28,982	2.28	\$10.24	\$11.67	\$13.62	\$16.01	\$18.08	\$21,294	\$24,278	\$28,335	\$33,310	\$37,612
43-9061	Office Clerks, General	890	18.17	\$15.01	\$31,212	6.38	\$8.11	\$9.14	\$14.56	\$18.00	\$22.91	\$16,876	\$19,016	\$30,293	\$37,445	\$47,658
43-9071	Office Machine Operators, Except Computer	50	28.09	\$14.39	\$29,927	7.44	\$10.61	\$11.80	\$13.40	\$15.80	\$19.12	\$22,064	\$24,550	\$27,865	\$32,868	\$39,759
43-9799	Office and Administrative Support Workers, All Other*	30	15.95	\$16.66	\$34,662	14.13	\$11.12	\$12.81	\$14.33	\$16.54	\$31.01	\$23,133	\$26,650	\$29,808	\$34,397	\$64,507
45-0000	Farming, Fishing, and Forestry Occupations	160	21.55	\$18.69	\$38,870	7.15	\$12.02	\$14.18	\$18.43	\$21.94	\$26.99	\$25,004	\$29,488	\$38,324	\$45,632	\$56,134
45-1011	First-Line Supervisors of Farming, Fishing, and Forestry Workers	20	41.12	\$26.05	\$54,186	12.83	\$16.28	\$18.59	\$29.60	\$32.80	\$34.72	\$33,871	\$38,662	\$61,574	\$68,227	\$72,219
45-2092	Farmworkers and Laborers, Crop, Nursery, and Greenhouse	50	15.59	\$16.40	\$34,106	4.52	\$12.42	\$13.54	\$15.74	\$18.15	\$21.32	\$25,827	\$28,160	\$32,743	\$37,746	\$44,352

Occupational Code	Occupational Title	Employment Estimate	Employment Percentage Relative Standard Error	Average Hourly Wage	Average Annual Wage	Wage Percentage Relative Standard Error	10th Percentile (Hourly)	25th Percentile (Hourly)	50th Percentile (Hourly)	75th Percentile (Hourly)	90th Percentile (Hourly)	10th Percentile (Annual)	25th Percentile (Annual)	50th Percentile (Annual)	75th Percentile (Annual)	90th Percentile (Annual)
45-2093	Farmworkers, Farm, Ranch, and Aquacultural Animals	50	26.67	\$15.75	\$32,769	6.58	\$10.10	\$11.99	\$14.87	\$20.23	\$22.27	\$21,008	\$24,930	\$30,925	\$42,071	\$46,325
47-0000	Construction and Extraction Occupations	6,200	3.80	\$22.40	\$46,585	2.97	\$12.28	\$15.71	\$20.79	\$28.10	\$34.72	\$25,535	\$32,674	\$43,236	\$58,445	\$72,221
47-1011	First-Line Supervisors of Construction Trades and Extraction Workers	560	7.78	\$34.24	\$71,228	3.88	\$22.17	\$26.11	\$32.13	\$41.10	\$52.08	\$46,105	\$54,318	\$66,840	\$85,495	\$108,323
47-2021	Brickmasons and Blockmasons	130	44.00	\$21.89	\$45,539	9.58	\$13.61	\$17.28	\$21.68	\$26.68	\$30.49	\$28,304	\$35,938	\$45,087	\$55,487	\$63,427
47-2031	Carpenters	1,250	10.98	\$24.19	\$50,314	5.03	\$15.32	\$18.07	\$22.32	\$29.87	\$35.31	\$31,867	\$37,595	\$46,421	\$62,127	\$73,435
47-2044	Tile and Marble Setters	120	45.27	\$20.53	\$42,697	10.67	\$13.00	\$14.71	\$19.53	\$25.38	\$31.48	\$27,033	\$30,591	\$40,620	\$52,789	\$65,473
47-2051	Cement Masons and Concrete Finishers	180	36.74	\$20.29	\$42,197	7.41	\$12.73	\$14.43	\$20.09	\$23.98	\$29.97	\$26,484	\$30,015	\$41,793	\$49,882	\$62,346
47-2061	Construction Laborers	950	6.62	\$15.07	\$31,341	2.81	\$10.52	\$12.00	\$14.21	\$17.72	\$21.19	\$21,872	\$24,950	\$29,546	\$36,850	\$44,067
47-2071	Paving, Surfacing, and Tamping Equipment Operators	40	11.98	\$23.31	\$48,493	4.00	\$19.16	\$20.74	\$23.38	\$26.45	\$28.29	\$39,852	\$43,142	\$48,634	\$55,017	\$58,851
47-2073	Operating Engineers and Other Construction Equipment Operators	370	20.26	\$22.57	\$46,955	2.90	\$15.97	\$18.81	\$21.82	\$25.67	\$29.30	\$33,226	\$39,125	\$45,377	\$53,385	\$60,943
47-2081	Drywall and Ceiling Tile Installers	140	18.92	\$17.41	\$36,203	11.17	\$8.61	\$14.83	\$17.47	\$21.32	\$24.86	\$17,917	\$30,855	\$36,344	\$44,340	\$51,706
47-2111	Electricians	450	5.71	\$25.54	\$53,115	3.76	\$18.15	\$20.71	\$24.67	\$28.81	\$34.56	\$37,743	\$43,084	\$51,314	\$59,928	\$71,882
47-2121	Glaziers	130	42.57	\$19.95	\$41,491	8.64	\$8.56	\$14.90	\$17.45	\$30.33	\$33.82	\$17,815	\$30,992	\$36,302	\$63,092	\$70,341
47-2141	Painters, Construction and Maintenance	380	8.46	\$15.48	\$32,188	7.05	\$8.77	\$10.67	\$15.76	\$19.53	\$22.68	\$18,233	\$22,187	\$32,776	\$40,632	\$47,177
47-2151	Pipelayers	20	42.61	\$19.50	\$40,552	5.86	\$13.56	\$16.71	\$19.84	\$21.97	\$24.40	\$28,203	\$34,748	\$41,273	\$45,701	\$50,759
47-2152	Plumbers, Pipefitters, and Steamfitters	140	10.08	\$22.99	\$47,829	9.37	\$12.52	\$13.91	\$21.07	\$29.12	\$40.47	\$26,042	\$28,933	\$43,833	\$60,571	\$84,179
47-2181	Roofers	140	10.08	\$17.73	\$36,885	7.35	\$12.31	\$14.08	\$18.04	\$21.16	\$23.02	\$25,608	\$29,293	\$37,515	\$44,011	\$47,876
47-3011	Helpers—Brickmasons, Blockmasons, Stonemasons, and Tile and Marble Setters	40	33.48	\$14.32	\$29,781	7.68	\$11.01	\$12.06	\$13.12	\$14.18	\$17.79	\$22,896	\$25,082	\$27,288	\$29,493	\$37,000
47-3016	Helpers—Roofers			\$12.33	\$25,646	5.51	\$10.09	\$11.30	\$12.59	\$13.65	\$14.28	\$20,992	\$23,496	\$26,183	\$28,384	\$29,706
47-4011	Construction and Building Inspectors	70	13.46	\$29.24	\$60,810	2.98	\$21.55	\$24.63	\$28.60	\$33.86	\$37.03	\$44,816	\$51,233	\$59,488	\$70,436	\$77,026
47-4051	Highway Maintenance Workers	280	7.30	\$20.27	\$42,171	2.36	\$15.49	\$17.97	\$20.65	\$22.76	\$24.27	\$32,226	\$37,373	\$42,961	\$47,347	\$50,479
47-4799	Construction and Related Workers, All Other*	30	30.51	\$18.79	\$39,091	3.05	\$15.18	\$16.33	\$17.89	\$18.78	\$26.62	\$31,566	\$33,969	\$37,216	\$39,059	\$55,377
49-0000	Installation, Maintenance, and Repair Occupations	3,360	6.00	\$22.63	\$47,072	2.20	\$13.27	\$16.38	\$21.00	\$27.58	\$35.13	\$27,594	\$34,066	\$43,677	\$57,361	\$73,075
49-1011	First-Line Supervisors of Mechanics, Installers, and Repairers	200	11.42	\$32.46	\$67,516	3.43	\$19.00	\$22.81	\$31.22	\$40.77	\$48.65	\$39,520	\$47,440	\$64,944	\$84,792	\$101,196
49-2011	Computer, Automated Teller, and Office Machine Repairers	50	39.44	\$27.48	\$57,158	5.68	\$18.27	\$22.06	\$29.76	\$33.33	\$35.47	\$38,009	\$45,881	\$61,905	\$69,320	\$73,771
49-2022	Telecommunications Equipment Installers and Repairers, Except Line Installers	90	43.60	\$33.13	\$68,907	8.13	\$24.89	\$27.51	\$32.57	\$39.40	\$43.57	\$51,779	\$57,215	\$67,754	\$81,951	\$90,623
49-2092	Electric Motor, Power Tool, and Related Repairers	30	30.58	\$21.25	\$44,205	2.29	\$12.39	\$17.71	\$20.85	\$25.15	\$31.48	\$25,778	\$36,831	\$43,362	\$52,315	\$65,474
49-2095	Electrical and Electronics Repairers, Powerhouse, Substation, and Relay	30	11.04	\$36.24	\$75,374	5.03	\$28.10	\$31.95	\$37.30	\$41.66	\$44.28	\$58,441	\$66,452	\$77,575	\$86,654	\$92,101
49-2098	Security and Fire Alarm Systems Installers	30	43.70	\$17.28	\$35,944	9.22	\$13.09	\$14.89	\$16.83	\$18.68	\$22.92	\$27,229	\$30,976	\$35,016	\$38,844	\$47,665
49-3011	Aircraft Mechanics and Service Technicians	10	34.77	\$22.19	\$46,163	7.43	\$11.59	\$16.24	\$24.72	\$27.66	\$29.49	\$24,112	\$33,771	\$51,423	\$57,528	\$61,343
49-3021	Automotive Body and Related Repairers			\$28.28	\$58,829	14.85	\$14.20	\$21.58	\$26.88	\$37.83	\$43.42	\$29,546	\$44,878	\$55,910	\$78,687	\$90,324
49-3022	Automotive Glass Installers and Repairers			\$19.76	\$41,095	7.45	\$15.28	\$17.29	\$19.77	\$21.95	\$25.36	\$31,790	\$35,970	\$41,131	\$45,658	\$52,747
49-3023	Automotive Service Technicians and Mechanics	270	9.83	\$23.93	\$49,771	5.72	\$15.91	\$17.55	\$22.13	\$29.52	\$34.73	\$33,083	\$36,506	\$46,031	\$61,394	\$72,236
49-3031	Bus and Truck Mechanics and Diesel Engine Specialists	70	15.65	\$23.16	\$48,177	6.65	\$12.72	\$19.52	\$24.37	\$27.62	\$30.61	\$26,448	\$40,611	\$50,699	\$57,444	\$63,659
49-3042	Mobile Heavy Equipment Mechanics, Except Engines	150	12.39	\$22.50	\$46,808	2.66	\$14.79	\$18.12	\$22.58	\$26.93	\$29.59	\$30,770	\$37,681	\$46,962	\$56,024	\$61,554
49-3052	Motorcycle Mechanics	30	19.30	\$16.93	\$35,207	2.66	\$12.68	\$13.96	\$16.64	\$20.18	\$22.11	\$26,368	\$29,033	\$34,607	\$41,981	\$45,980
49-3053	Outdoor Power Equipment and Other Small Engine Mechanics	20	44.60	\$20.16	\$41,936	6.56	\$12.98	\$15.66	\$20.83	\$23.84	\$27.11	\$27,000	\$32,578	\$43,319	\$49,581	\$56,387
49-3091	Bicycle Repairers			\$12.19	\$25,348	5.50	\$8.38	\$9.69	\$11.53	\$14.19	\$17.58	\$17,439	\$20,165	\$23,986	\$29,523	\$36,573
49-3093	Tire Repairers and Changers			\$11.68	\$24,302	4.88	\$8.60	\$10.22	\$12.12	\$13.44	\$14.24	\$17,888	\$21,263	\$25,210	\$27,964	\$29,617
49-9012	Control and Valve Installers and Repairers, Except Mechanical Door	20	29.51	\$31.98	\$66,512	6.21	\$20.53	\$30.30	\$33.27	\$36.26	\$41.22	\$42,701	\$63,016	\$69,202	\$75,423	\$85,740
49-9021	Heating, Air Conditioning, and Refrigeration Mechanics and Installers			\$29.42	\$61,204	6.03	\$20.08	\$23.15	\$30.03	\$34.94	\$40.25	\$41,760	\$48,158	\$62,458	\$72,669	\$83,724
49-9041	Industrial Machinery Mechanics	90	21.03	\$32.39	\$67,380	3.30	\$26.03	\$29.76	\$32.55	\$35.47	\$37.65	\$54,136	\$61,895	\$67,698	\$73,769	\$78,312

Occupational Code	Occupational Title	Employment Estimate	Employment Percentage Relative Standard Error	Average Hourly Wage	Average Annual Wage	Wage Percentage Relative Standard Error	10th Percentile (Hourly)	25th Percentile (Hourly)	50th Percentile (Hourly)	75th Percentile (Hourly)	90th Percentile (Hourly)	10th Percentile (Annual)	25th Percentile (Annual)	50th Percentile (Annual)	75th Percentile (Annual)	90th Percentile (Annual)
49-9043	Maintenance Workers, Machinery	30	42.70	\$20.02	\$41,646	11.20	\$13.11	\$14.73	\$18.09	\$25.59	\$28.70	\$27,260	\$30,631	\$37,631	\$53,235	\$59,693
49-9051	Electrical Power-Line Installers and Repairers	50	22.53	\$37.94	\$78,916	3.41	\$31.31	\$35.16	\$38.53	\$42.48	\$44.85	\$65,126	\$73,135	\$80,133	\$88,354	\$93,287
49-9071	Maintenance and Repair Workers, General	1,570	8.18	\$19.95	\$41,490	2.59	\$13.36	\$15.76	\$18.82	\$22.88	\$27.65	\$27,782	\$32,779	\$39,152	\$47,593	\$57,509
49-9094	Locksmiths and Safe Repairers			\$15.33	\$31,879	11.21	\$12.26	\$13.13	\$14.55	\$16.58	\$17.98	\$25,508	\$27,313	\$30,260	\$34,488	\$37,396
49-9098	Helpers--Installation, Maintenance, and Repair Workers	30	24.47	\$19.89	\$41,361	4.15	\$13.43	\$16.31	\$19.97	\$22.60	\$27.77	\$27,938	\$33,922	\$41,528	\$47,004	\$57,766
49-9799	Installation, Maintenance, and Repair Workers, All Other*	40	46.84	\$19.30	\$40,150	7.36	\$9.49	\$12.92	\$20.36	\$26.03	\$27.58	\$19,731	\$26,867	\$42,339	\$54,134	\$57,358
51-0000	Production Occupations	1,380	5.86	\$18.43	\$38,332	3.32	\$10.17	\$12.30	\$16.74	\$22.06	\$31.02	\$21,158	\$25,590	\$34,826	\$45,892	\$64,512
51-1011	First-Line Supervisors of Production and Operating Workers	100	8.96	\$30.24	\$62,907	7.09	\$15.48	\$21.45	\$28.00	\$38.31	\$48.46	\$32,202	\$44,613	\$58,230	\$79,686	\$100,787
51-2041	Structural Metal Fabricators and Fitters	20	32.04	\$22.10	\$45,974	15.66	\$14.45	\$16.76	\$19.81	\$22.36	\$39.92	\$30,059	\$34,863	\$41,199	\$46,501	\$83,029
51-2099	Assemblers and Fabricators, All Other	20	49.38	\$25.67	\$53,404	11.23	\$15.71	\$21.42	\$26.69	\$30.75	\$34.73	\$32,684	\$44,544	\$55,509	\$63,967	\$72,230
51-3011	Bakers	100	30.34	\$13.36	\$27,793	8.56	\$8.05	\$9.06	\$12.86	\$16.65	\$18.83	\$16,751	\$18,850	\$26,745	\$34,623	\$39,163
51-3021	Butchers and Meat Cutters	40	17.15	\$15.63	\$32,508	11.35	\$9.10	\$11.01	\$14.36	\$20.29	\$23.92	\$18,933	\$22,903	\$29,860	\$42,202	\$49,763
51-4041	Machinists	20	43.05	\$21.13	\$43,953	2.25	\$15.55	\$17.21	\$20.03	\$22.78	\$31.75	\$32,353	\$35,807	\$41,656	\$47,380	\$66,033
51-4121	Welders, Cutters, Solderers, and Brazers	90	13.89	\$20.14	\$41,883	3.86	\$15.66	\$17.29	\$19.69	\$21.88	\$23.84	\$32,563	\$35,954	\$40,954	\$45,515	\$49,587
51-5111	Prepress Technicians and Workers			\$16.20	\$33,696	14.25	\$10.14	\$11.09	\$16.51	\$20.22	\$22.76	\$21,093	\$23,076	\$34,348	\$42,062	\$47,341
51-5112	Printing Press Operators	20	24.25	\$16.54	\$34,402	9.36	\$12.21	\$13.23	\$14.98	\$20.41	\$21.92	\$25,404	\$27,513	\$31,157	\$42,446	\$45,584
51-6011	Laundry and Dry-Cleaning Workers	200	11.94	\$12.43	\$25,854	4.21	\$9.76	\$10.50	\$11.77	\$13.67	\$15.83	\$20,292	\$21,847	\$24,483	\$28,440	\$32,917
51-6031	Sewing Machine Operators	30	30.29	\$13.52	\$28,131	2.91	\$9.92	\$11.41	\$13.49	\$16.00	\$17.64	\$20,633	\$23,736	\$28,064	\$33,275	\$36,685
51-6052	Tailors, Dressmakers, and Custom Sewers			\$16.93	\$35,216	4.37	\$15.24	\$15.86	\$16.90	\$17.93	\$18.55	\$31,704	\$32,993	\$35,143	\$37,292	\$38,582
51-6093	Upholsterers			\$10.87	\$22,604	18.04	\$7.76	\$8.37	\$9.79	\$12.54	\$16.76	\$16,149	\$17,410	\$20,359	\$26,086	\$34,864
51-7011	Cabinetmakers and Bench Carpenters			\$17.80	\$37,026	16.33	\$9.94	\$11.00	\$17.85	\$22.51	\$29.82	\$20,666	\$22,881	\$37,120	\$46,813	\$62,034
51-7041	Sawing Machine Setters, Operators, and Tenders, Wood	50	22.14	\$18.19	\$37,839	4.05	\$15.26	\$16.18	\$17.72	\$19.98	\$22.40	\$31,748	\$33,662	\$36,853	\$41,555	\$46,595
51-7042	Woodworking Machine Setters, Operators, and Tenders, Except Sawing			\$18.00	\$37,448	9.86	\$14.33	\$15.80	\$17.41	\$19.04	\$23.71	\$29,813	\$32,873	\$36,220	\$39,608	\$49,327
51-8021	Stationary Engineers and Boiler Operators	30	35.74	\$26.16	\$54,412	8.83	\$18.79	\$20.45	\$23.15	\$32.48	\$38.75	\$39,087	\$42,528	\$48,148	\$67,551	\$80,604
51-8031	Water and Wastewater Treatment Plant and System Operators	90	24.92	\$26.70	\$55,540	5.08	\$19.05	\$21.45	\$29.30	\$32.93	\$35.26	\$39,621	\$44,625	\$60,944	\$68,495	\$73,345
51-9122	Painters, Transportation Equipment			\$29.16	\$60,653	6.22	\$20.75	\$24.66	\$31.03	\$33.92	\$35.66	\$43,150	\$51,299	\$64,534	\$70,558	\$74,171
51-9151	Photographic Process Workers and Processing Machine Operators			\$14.44	\$30,028	4.20	\$11.88	\$12.81	\$14.37	\$16.39	\$17.70	\$24,703	\$26,647	\$29,887	\$34,096	\$36,816
51-9193	Cooling and Freezing Equipment Operators and Tenders	90	0.01	\$12.33	\$25,641	2.06	\$9.78	\$10.37	\$11.35	\$14.38	\$17.00	\$20,333	\$21,560	\$23,605	\$29,907	\$35,361
51-9198	Helpers--Production Workers	20	28.36	\$13.67	\$28,444	4.98	\$10.59	\$12.04	\$13.51	\$15.51	\$17.45	\$22,023	\$25,035	\$28,104	\$32,264	\$36,290
51-9399	Production Workers, All Other*	40	7.57	\$18.93	\$39,377	6.57	\$12.38	\$18.66	\$20.17	\$21.69	\$22.60	\$25,760	\$38,803	\$41,959	\$45,116	\$47,010
53-0000	Transportation and Material Moving Occupations	2,840	4.97	\$17.43	\$36,264	3.43	\$8.98	\$11.94	\$15.78	\$21.48	\$28.29	\$18,684	\$24,842	\$32,814	\$44,680	\$58,850
53-1021	First-Line Supervisors of Helpers, Laborers, and Material Movers, Hand	70	11.06	\$18.73	\$38,966	14.71	\$12.39	\$13.31	\$14.83	\$20.73	\$25.99	\$25,780	\$27,689	\$30,853	\$43,113	\$54,063
53-1031	First-Line Supervisors of Transportation and Material-Moving Machine and Vehicle Operators	100	11.98	\$26.55	\$55,216	3.61	\$15.58	\$21.23	\$26.16	\$29.66	\$39.27	\$32,414	\$44,166	\$54,403	\$61,693	\$81,687
53-2012	Commercial Pilots	30	42.15		\$94,263	18.03						\$49,371	\$57,773	\$80,249	\$111,335	\$163,920
53-3021	Bus Drivers, Transit and Intercity	110	3.07	\$17.29	\$35,971	4.44	\$14.58	\$15.58	\$17.10	\$19.30	\$21.82	\$30,331	\$32,409	\$35,568	\$40,136	\$45,376
53-3022	Bus Drivers, School or Special Client	240	10.95	\$17.35	\$36,096	2.13	\$12.51	\$14.48	\$16.88	\$19.84	\$23.31	\$26,025	\$30,125	\$35,103	\$41,266	\$48,489
53-3031	Driver/Sales Workers	90	48.28	\$11.25	\$23,402	11.69	\$7.90	\$8.51	\$9.52	\$11.44	\$19.99	\$16,430	\$17,709	\$19,797	\$23,789	\$41,578
53-3032	Heavy and Tractor-Trailer Truck Drivers	280	17.03	\$21.72	\$45,174	3.50	\$15.50	\$18.01	\$20.96	\$23.99	\$31.34	\$32,231	\$37,450	\$43,595	\$49,902	\$65,183
53-3033	Light Truck or Delivery Services Drivers	420	13.93	\$20.75	\$43,157	7.33	\$11.68	\$13.36	\$19.37	\$30.14	\$34.14	\$24,291	\$27,781	\$40,297	\$62,698	\$71,007
53-3041	Taxi Drivers and Chauffeurs			\$13.47	\$28,020	7.32	\$8.21	\$9.67	\$13.66	\$16.73	\$18.23	\$17,069	\$20,103	\$28,416	\$34,795	\$37,923
53-3099	Motor Vehicle Operators, All Other	70	2.91	\$17.12	\$35,618	2.41	\$12.01	\$13.35	\$15.65	\$20.42	\$25.98	\$24,987	\$27,759	\$32,556	\$42,470	\$54,029
53-6021	Parking Lot Attendants	170	14.70	\$10.96	\$22,787	5.18	\$7.87	\$8.62	\$10.26	\$12.56	\$15.01	\$16,378	\$17,931	\$21,332	\$26,129	\$31,229
53-6061	Transportation Attendants, Except Flight Attendants			\$10.54	\$21,920	10.74	\$7.82	\$8.27	\$9.03	\$12.19	\$15.82	\$16,269	\$17,209	\$18,777	\$25,349	\$32,911
53-7032	Excavating and Loading Machine and Dragline Operators	190	28.60	\$20.71	\$43,067	4.02	\$13.63	\$16.41	\$21.16	\$25.03	\$27.71	\$28,352	\$34,125	\$44,018	\$52,062	\$57,637

Occupational Code	Occupational Title	Employment Estimate	Employment Percentage Relative Standard Error	Average Hourly Wage	Average Annual Wage	Wage Percentage Relative Standard Error	10th Percentile (Hourly)	25th Percentile (Hourly)	50th Percentile (Hourly)	75th Percentile (Hourly)	90th Percentile (Hourly)	10th Percentile (Annual)	25th Percentile (Annual)	50th Percentile (Annual)	75th Percentile (Annual)	90th Percentile (Annual)
53-7051	Industrial Truck and Tractor Operators	70	13.86	\$15.42	\$32,073	2.15	\$10.16	\$12.11	\$15.34	\$18.79	\$21.58	\$21,133	\$25,198	\$31,906	\$39,075	\$44,890
53-7061	Cleaners of Vehicles and Equipment	70	49.20	\$13.83	\$28,769	8.78	\$8.55	\$11.56	\$13.79	\$16.53	\$18.88	\$17,785	\$24,040	\$28,674	\$34,392	\$39,267
53-7062	Laborers and Freight, Stock, and Material Movers, Hand	620	10.46	\$13.47	\$28,025	9.12	\$8.20	\$9.33	\$11.89	\$15.42	\$24.20	\$17,047	\$19,408	\$24,728	\$32,081	\$50,340
53-7064	Packers and Packagers, Hand	20	48.09	\$9.90	\$20,587	8.39	\$7.84	\$8.35	\$9.21	\$11.64	\$13.55	\$16,307	\$17,374	\$19,152	\$24,217	\$28,181
53-7081	Refuse and Recyclable Material Collectors	70	8.06	\$17.36	\$36,102	4.27	\$12.32	\$13.95	\$17.22	\$20.64	\$22.78	\$25,633	\$29,012	\$35,810	\$42,925	\$47,384

Occupational Code	Occupational Title	Employment Estimate	Employment Percentage Relative Standard Error	Average Hourly Wage	Average Annual Wage	Wage Percentage Relative Standard Error	10th Percentile (Hourly)	25th Percentile (Hourly)	50th Percentile (Hourly)	75th Percentile (Hourly)	90th Percentile (Hourly)	10th Percentile (Annual)	25th Percentile (Annual)	50th Percentile (Annual)	75th Percentile (Annual)	90th Percentile (Annual)
00-0000	All Occupations	19,510	3.37	\$18.09	\$37,621	3.48	\$8.37	\$10.08	\$15.39	\$23.00	\$30.41	\$17,406	\$20,958	\$32,004	\$47,843	\$63,263
11-0000	Management Occupations	620	6.50	\$36.79	\$76,520	2.86	\$19.09	\$25.87	\$34.15	\$43.27	\$54.59	\$39,702	\$53,820	\$71,035	\$90,011	\$113,538
11-1021	General and Operations Managers	310	9.24	\$39.19	\$81,516	3.81	\$21.88	\$28.79	\$34.19	\$45.90	\$60.44	\$45,509	\$59,890	\$71,112	\$95,466	\$125,706
11-1031	Legislators	50	5.72													
11-3011	Administrative Services Managers	10	21.17	\$32.18	\$66,936	6.28	\$17.56	\$23.51	\$30.07	\$41.45	\$41.97	\$36,523	\$48,892	\$62,547	\$86,212	\$87,297
11-3031	Financial Managers	10	28.10	\$38.86	\$80,831	3.07	\$31.07	\$34.08	\$38.83	\$43.30	\$48.09	\$64,627	\$70,885	\$80,771	\$90,059	\$100,033
11-9032	Education Administrators, Elementary and Secondary School	40	12.63		\$66,811	2.84						\$49,896	\$56,168	\$66,615	\$77,397	\$88,923
11-9131	Postmasters and Mail Superintendents	10	0.12	\$28.89	\$60,096	2.05	\$15.34	\$19.23	\$30.18	\$36.96	\$39.05	\$31,916	\$39,988	\$62,774	\$76,866	\$81,216
11-9151	Social and Community Service Managers	30	33.30	\$23.76	\$49,420	6.66	\$15.73	\$17.57	\$21.14	\$31.15	\$36.03	\$32,718	\$36,555	\$43,970	\$64,788	\$74,938
11-9199	Managers, All Other	70	14.99													
13-0000	Business and Financial Operations Occupations	590	5.78	\$26.06	\$54,198	2.96	\$13.51	\$17.34	\$24.03	\$32.20	\$40.93	\$28,096	\$36,066	\$49,975	\$66,966	\$85,128
13-1023	Purchasing Agents, Except Wholesale, Retail, and Farm Products	10	34.52	\$20.87	\$43,401	9.82	\$14.75	\$15.93	\$17.88	\$21.63	\$30.42	\$30,690	\$33,125	\$37,183	\$44,987	\$63,272
13-1041	Compliance Officers	20	4.08													
13-1051	Cost Estimators	10	20.47	\$23.93	\$49,777	4.02	\$17.07	\$19.60	\$22.32	\$27.32	\$34.47	\$35,502	\$40,767	\$46,428	\$56,831	\$71,689
13-1078	Human Resources, Training, and Labor Relations Specialists, All Other*	30	6.39	\$25.13	\$52,280	8.13	\$13.41	\$16.66	\$25.73	\$30.41	\$38.59	\$27,887	\$34,660	\$53,516	\$63,256	\$80,272
13-1111	Management Analysts	30	16.87	\$30.54	\$63,528	13.04	\$15.75	\$17.03	\$21.98	\$47.20	\$54.63	\$32,757	\$35,417	\$45,709	\$98,184	\$113,623
13-1151	Training and Development Specialists	20	29.22	\$27.39	\$56,970	9.37	\$11.28	\$16.97	\$29.12	\$36.94	\$42.17	\$23,471	\$35,300	\$60,566	\$76,837	\$87,720
13-1199	Business Operations Specialists, All Other*	170	8.72	\$26.79	\$55,715	2.55	\$14.36	\$19.30	\$26.42	\$33.11	\$39.82	\$29,867	\$40,142	\$54,955	\$68,877	\$82,822
13-2011	Accountants and Auditors	130	10.06	\$25.45	\$52,939	4.45	\$13.54	\$19.43	\$23.46	\$30.82	\$36.09	\$28,156	\$40,411	\$48,807	\$64,098	\$75,066
13-2021	Appraisers and Assessors of Real Estate	20	9.35	\$20.63	\$42,920	8.29	\$13.12	\$15.56	\$21.35	\$25.92	\$27.91	\$27,288	\$32,356	\$44,406	\$53,915	\$58,052
13-2052	Personal Financial Advisors			\$16.78	\$34,905	4.08	\$12.53	\$13.39	\$14.83	\$20.76	\$22.27	\$26,057	\$27,850	\$30,839	\$43,173	\$46,312
13-2072	Loan Officers	60	17.40	\$30.03	\$62,471	14.40	\$13.62	\$16.23	\$22.21	\$41.05	\$59.53	\$28,328	\$33,763	\$46,201	\$85,384	\$123,815
13-2082	Tax Preparers			\$11.66	\$24,243	10.15	\$8.76	\$9.84	\$10.91	\$13.59	\$16.58	\$18,219	\$20,474	\$22,697	\$28,276	\$34,492
15-0000	Computer and Mathematical Occupations	110	6.38	\$27.70	\$57,618	2.53	\$16.68	\$21.72	\$27.58	\$33.95	\$38.50	\$34,702	\$45,170	\$57,359	\$70,610	\$80,086
15-1142	Network and Computer Systems Administrators*	20	17.15	\$24.65	\$51,267	5.94	\$15.67	\$17.25	\$22.09	\$31.99	\$35.39	\$32,604	\$35,888	\$45,938	\$66,542	\$73,609
15-1150	Computer Support Specialists	30	24.17	\$25.25	\$52,528	5.66	\$14.13	\$21.09	\$25.19	\$31.67	\$35.61	\$29,386	\$43,869	\$52,394	\$65,884	\$74,078
17-0000	Architecture and Engineering Occupations	140	14.98	\$30.73	\$63,924	3.96	\$18.21	\$22.27	\$30.56	\$37.27	\$47.11	\$37,876	\$46,320	\$63,561	\$77,528	\$97,994
17-2051	Civil Engineers	50	31.06	\$33.22	\$69,097	6.05	\$23.19	\$26.32	\$31.90	\$38.41	\$48.76	\$48,234	\$54,742	\$66,358	\$79,889	\$101,424
17-3011	Architectural and Civil Drafters	10	48.49	\$23.95	\$49,819	6.94	\$15.95	\$20.11	\$24.09	\$28.16	\$32.73	\$33,181	\$41,820	\$50,103	\$58,565	\$68,072
17-3031	Surveying and Mapping Technicians	10	44.06	\$22.57	\$46,955	17.96	\$8.72	\$15.73	\$22.12	\$31.61	\$34.84	\$18,128	\$32,712	\$46,009	\$65,756	\$72,473
19-0000	Life, Physical, and Social Science Occupations	200	1.40	\$26.77	\$55,680	2.21	\$13.45	\$15.06	\$26.61	\$34.32	\$37.29	\$27,984	\$31,324	\$55,349	\$71,383	\$77,554
19-3031	Clinical, Counseling, and School Psychologists	20	4.11	\$46.73	\$97,203	11.44	\$22.97	\$34.31	\$40.11	\$55.61	\$83.69	\$47,784	\$71,367	\$83,430	\$115,666	\$174,072
19-4093	Forest and Conservation Technicians	60	0.03	\$16.39	\$34,087	1.86	\$11.99	\$13.45	\$15.05	\$18.64	\$24.33	\$24,935	\$27,983	\$31,307	\$38,776	\$50,615
21-0000	Community and Social Service Occupations	370	9.10	\$23.27	\$48,398	4.69	\$12.79	\$15.52	\$23.27	\$30.76	\$34.68	\$26,595	\$32,275	\$48,393	\$63,978	\$72,127
21-1011	Substance Abuse and Behavioral Disorder Counselors	70	28.11	\$20.41	\$42,462	5.01	\$12.55	\$13.67	\$17.88	\$27.89	\$30.76	\$26,098	\$28,434	\$37,200	\$58,010	\$63,972
21-1012	Educational, Guidance, School, and Vocational Counselors			\$23.66	\$49,219	4.06	\$15.80	\$19.71	\$23.50	\$27.87	\$32.40	\$32,873	\$40,997	\$48,871	\$57,964	\$67,391
21-1013	Marriage and Family Therapists	10	48.77	\$21.50	\$44,725	10.17	\$13.12	\$15.30	\$23.84	\$26.73	\$28.47	\$27,279	\$31,823	\$49,597	\$55,608	\$59,214
21-1021	Child, Family, and School Social Workers	20	5.40													
21-1022	Healthcare Social Workers	20	25.38	\$24.24	\$50,422	4.06	\$17.24	\$19.48	\$22.11	\$30.77	\$34.26	\$35,857	\$40,514	\$45,987	\$64,005	\$71,264
21-1093	Social and Human Service Assistants	20	21.66	\$15.91	\$33,103	10.73	\$9.40	\$12.28	\$15.24	\$19.91	\$22.68	\$19,546	\$25,549	\$31,706	\$41,423	\$47,167
21-1798	Community and Social Service Specialists, All Other*			\$18.29	\$38,046	4.13	\$12.17	\$14.01	\$16.19	\$18.29	\$31.17	\$25,306	\$29,151	\$33,673	\$38,041	\$64,825
23-0000	Legal Occupations	100	11.18	\$34.46	\$71,671	10.98	\$15.09	\$20.72	\$28.22	\$44.35	\$64.12	\$31,391	\$43,105	\$58,703	\$92,238	\$133,370
23-1011	Lawyers	30	18.04	\$45.20	\$94,014	15.54	\$23.30	\$26.93	\$40.65	\$60.43	\$81.71	\$48,454	\$56,023	\$84,542	\$125,698	\$169,956
23-2011	Paralegals and Legal Assistants*	20	45.56	\$28.07	\$58,381	14.11	\$20.55	\$20.94	\$24.60	\$33.11	\$41.23	\$42,739	\$43,547	\$51,175	\$68,876	\$85,752
23-2093	Title Examiners, Abstractors, and Searchers			\$17.58	\$36,559	14.10	\$8.77	\$13.68	\$18.85	\$21.84	\$24.84	\$18,237	\$28,446	\$39,217	\$45,419	\$51,662
25-0000	Education, Training, and Library Occupations	1,200	13.43	\$19.42	\$40,386	2.27	\$10.61	\$14.62	\$18.74	\$23.53	\$28.74	\$22,075	\$30,401	\$38,969	\$48,933	\$59,772
25-2011	Preschool Teachers, Except Special Education	40	49.45	\$14.16	\$29,454	8.82	\$9.94	\$10.85	\$12.46	\$14.19	\$24.17	\$20,682	\$22,567	\$25,918	\$29,523	\$50,265
25-2012	Kindergarten Teachers, Except Special Education	30	11.80		\$43,239	3.79						\$32,168	\$35,017	\$40,566	\$51,048	\$59,026

Occupational Code	Occupational Title	Employment Estimate	Employment Percentage Relative Standard Error	Average Hourly Wage	Average Annual Wage	Wage Percentage Relative Standard Error	10th Percentile (Hourly)	25th Percentile (Hourly)	50th Percentile (Hourly)	75th Percentile (Hourly)	90th Percentile (Hourly)	10th Percentile (Annual)	25th Percentile (Annual)	50th Percentile (Annual)	75th Percentile (Annual)	90th Percentile (Annual)
25-2021	Elementary School Teachers, Except Special Education	270	11.02		\$43,132	2.64						\$31,809	\$35,548	\$41,987	\$49,274	\$58,312
25-2022	Middle School Teachers, Except Special and Career/Technical Education	170	21.59		\$40,113	2.09						\$31,684	\$34,577	\$39,542	\$45,063	\$49,363
25-2031	Secondary School Teachers, Except Special and Career/Technical Education	200	20.41		\$43,989	3.67						\$32,025	\$36,536	\$42,977	\$50,421	\$59,253
25-2032	Career/Technical Education Teachers, Secondary School	20	20.44		\$40,696	3.65						\$31,816	\$33,899	\$37,371	\$48,415	\$55,481
25-2041	Special Education Teachers, Preschool, Kindergarten, and Elementary School*	30	13.94		\$46,236	4.78						\$33,513	\$39,618	\$43,891	\$48,168	\$68,611
25-2053	Special Education Teachers, Middle School	20	19.16		\$38,706	4.05						\$26,416	\$32,360	\$36,604	\$44,114	\$53,903
25-2054	Special Education Teachers, Secondary School	20	17.03		\$46,079	5.05						\$34,440	\$39,439	\$44,235	\$50,902	\$63,172
25-3021	Self-Enrichment Education Teachers	10	44.80	\$13.10	\$27,252	11.76	\$8.48	\$11.86	\$13.10	\$14.34	\$18.23	\$17,636	\$24,668	\$27,251	\$29,833	\$37,921
25-4021	Librarians	20	20.85													
25-4031	Library Technicians	40	6.63	\$13.07	\$27,177	1.60	\$8.64	\$10.35	\$12.51	\$14.69	\$18.05	\$17,979	\$21,538	\$26,023	\$30,554	\$37,537
25-9031	Instructional Coordinators	20	5.88	\$33.45	\$69,570	2.66	\$24.18	\$28.57	\$36.65	\$38.57	\$42.42	\$50,292	\$59,434	\$76,226	\$80,233	\$88,234
25-9041	Teacher Assistants	210	17.98		\$22,926	2.54						\$17,195	\$19,932	\$22,355	\$25,427	\$29,902
27-0000	Arts, Design, Entertainment, Sports, and Media Occupations	230	7.80	\$14.65	\$30,476	5.58	\$8.45	\$9.92	\$12.03	\$15.42	\$25.54	\$17,585	\$20,636	\$25,019	\$32,078	\$53,114
27-1023	Floral Designers			\$11.47	\$23,862	7.65	\$7.82	\$8.46	\$10.03	\$15.15	\$17.20	\$16,255	\$17,606	\$20,865	\$31,505	\$35,767
27-1024	Graphic Designers	20	27.14	\$14.69	\$30,551	6.89	\$10.41	\$11.71	\$13.89	\$17.07	\$19.98	\$21,648	\$24,362	\$28,897	\$35,496	\$41,554
27-3022	Reporters and Correspondents	20	27.53	\$11.44	\$23,803	5.81	\$7.97	\$8.80	\$10.96	\$13.53	\$15.94	\$16,586	\$18,312	\$22,789	\$28,139	\$33,160
27-3031	Public Relations Specialists	30	14.38	\$22.23	\$46,244	8.22	\$11.67	\$14.33	\$21.60	\$27.66	\$35.78	\$24,267	\$29,801	\$44,938	\$57,530	\$74,414
27-4021	Photographers	10	7.35	\$13.22	\$27,497	11.66	\$9.38	\$9.94	\$10.87	\$12.50	\$14.46	\$19,500	\$20,680	\$22,605	\$25,999	\$30,086
29-0000	Healthcare Practitioners and Technical Occupations	1,140	11.97	\$31.53	\$65,580	3.84	\$15.47	\$20.80	\$27.28	\$34.26	\$52.85	\$32,188	\$43,272	\$56,734	\$71,255	\$109,931
29-1021	Dentists, General	10	14.89	\$64.26	\$133,667	4.85	\$56.94	\$59.63	\$64.76	\$69.85	\$74.06	\$118,442	\$124,031	\$134,694	\$145,294	\$154,043
29-1051	Pharmacists	50	35.47	\$52.62	\$109,449	3.78	\$47.03	\$49.38	\$53.31	\$57.23	\$65.48	\$97,824	\$102,718	\$110,875	\$119,047	\$136,201
29-1062	Family and General Practitioners	30	24.11	\$64.92	\$135,026	12.25	\$42.78	\$52.01	\$62.53	\$69.92	\$89.17	\$88,978	\$108,176	\$130,052	\$145,425	\$185,467
29-1069	Physicians and Surgeons, All Other	20	46.46	\$98.62	\$205,136	23.81	\$71.09	\$73.14				\$147,868	\$152,132			
29-1071	Physician Assistants	20	34.24	\$44.94	\$93,473	7.79	\$38.28	\$39.29	\$43.96	\$50.86	\$55.66	\$79,616	\$81,718	\$91,440	\$105,781	\$115,783
29-1111	Registered Nurses*	440	17.09	\$30.00	\$62,409	1.95	\$23.77	\$26.22	\$29.38	\$33.16	\$36.02	\$49,439	\$54,532	\$61,103	\$68,979	\$74,913
29-1122	Occupational Therapists	10	34.15	\$31.51	\$65,548	6.12	\$24.66	\$27.19	\$31.71	\$35.69	\$39.97	\$51,287	\$56,552	\$65,948	\$74,241	\$83,147
29-1123	Physical Therapists	20	29.65	\$33.63	\$69,957	2.13	\$24.94	\$27.71	\$31.83	\$35.52	\$44.30	\$51,877	\$57,646	\$66,201	\$73,873	\$82,135
29-1126	Respiratory Therapists	20	20.21	\$24.78	\$51,544	2.82	\$19.31	\$22.00	\$24.79	\$27.19	\$28.63	\$40,170	\$45,769	\$51,566	\$56,558	\$59,554
29-1127	Speech-Language Pathologists	20	14.99	\$34.58	\$71,927	4.03	\$26.68	\$30.67	\$34.63	\$39.73	\$43.74	\$55,499	\$63,789	\$72,030	\$82,648	\$90,969
29-2021	Dental Hygienists	30	17.30	\$33.48	\$69,638	3.81	\$29.60	\$31.03	\$33.34	\$35.65	\$39.03	\$61,568	\$64,545	\$69,345	\$74,146	\$81,177
29-2041	Emergency Medical Technicians and Paramedics			\$18.24	\$37,934	10.51	\$12.19	\$13.88	\$16.44	\$19.83	\$26.93	\$25,361	\$28,865	\$34,201	\$41,244	\$56,007
29-2052	Pharmacy Technicians	80	39.46	\$16.73	\$34,802	4.99	\$10.40	\$12.36	\$16.43	\$20.72	\$24.20	\$21,640	\$25,706	\$34,178	\$43,093	\$50,341
29-2056	Veterinary Technologists and Technicians	20	32.45	\$14.19	\$29,514	6.10	\$9.86	\$10.78	\$12.85	\$14.80	\$21.61	\$20,516	\$22,430	\$26,738	\$30,783	\$44,950
29-2061	Licensed Practical and Licensed Vocational Nurses	100	30.89	\$20.03	\$41,673	2.78	\$16.08	\$18.56	\$19.82	\$21.90	\$24.65	\$33,437	\$38,609	\$41,225	\$45,550	\$51,271
29-2071	Medical Records and Health Information Technicians	30	13.44	\$19.56	\$40,688	2.36	\$13.17	\$15.29	\$17.97	\$22.01	\$30.41	\$27,401	\$31,798	\$37,368	\$45,789	\$63,262
29-2081	Opticians, Dispensing			\$16.26	\$33,822	4.27	\$11.86	\$13.74	\$15.93	\$17.79	\$22.21	\$24,667	\$28,571	\$33,143	\$36,993	\$46,197
31-0000	Healthcare Support Occupations	480	26.98	\$12.41	\$25,815	5.30	\$8.36	\$9.63	\$10.95	\$13.49	\$17.82	\$17,394	\$20,033	\$22,776	\$28,052	\$37,062
31-1011	Home Health Aides	60	29.06	\$10.02	\$20,851	7.39	\$7.76	\$8.36	\$9.34	\$11.41	\$13.57	\$16,143	\$17,386	\$19,431	\$23,727	\$28,226
31-1012	Nursing Aides, Orderlies, and Attendants*			\$10.30	\$21,423	3.88	\$8.21	\$9.41	\$10.29	\$11.17	\$12.10	\$17,067	\$19,583	\$21,412	\$23,237	\$25,165
31-9091	Dental Assistants	40	10.60	\$15.98	\$33,237	9.42	\$11.01	\$12.76	\$15.18	\$18.23	\$22.57	\$22,909	\$26,550	\$31,571	\$37,915	\$46,948
31-9092	Medical Assistants	50	18.78	\$18.64	\$38,771	17.15	\$10.33	\$12.31	\$14.37	\$18.47	\$47.04	\$21,479	\$25,605	\$29,891	\$38,423	\$97,847
31-9094	Medical Transcriptionists	10	45.67	\$13.86	\$28,822	4.83	\$12.11	\$12.68	\$13.63	\$14.58	\$16.77	\$25,181	\$26,368	\$28,345	\$30,322	\$34,885
31-9799	Healthcare Support Workers, All Other*	40	10.54	\$14.61	\$30,391	5.24	\$9.34	\$11.03	\$13.08	\$16.11	\$25.85	\$19,430	\$22,936	\$27,199	\$33,499	\$53,770
33-1012	First-Line Supervisors of Police and Detectives	10	0.91													
33-3021	Detectives and Criminal Investigators	10	2.62	\$24.12	\$50,173	2.30	\$15.21	\$17.69	\$21.26	\$30.05	\$37.10	\$31,629	\$36,801	\$44,217	\$62,511	\$77,164
33-3051	Police and Sheriff's Patrol Officers	90	0.82	\$20.89	\$43,450	1.41	\$14.27	\$16.25	\$19.70	\$24.27	\$31.27	\$29,688	\$33,794	\$40,968	\$50,478	\$65,036
33-9032	Security Guards	40	41.00	\$12.79	\$26,606	11.92	\$8.04	\$9.07	\$13.57	\$16.22	\$17.46	\$16,733	\$18,863	\$28,227	\$33,740	\$36,310



Occupational Code	Occupational Title	Employment Estimate	Employment Percentage Relative Standard Error	Average Hourly Wage	Average Annual Wage	Wage Percentage Relative Standard Error	10th Percentile (Hourly)	25th Percentile (Hourly)	50th Percentile (Hourly)	75th Percentile (Hourly)	90th Percentile (Hourly)	10th Percentile (Annual)	25th Percentile (Annual)	50th Percentile (Annual)	75th Percentile (Annual)	90th Percentile (Annual)
33-9099	Protective Service Workers, All Other *	30	12.83	\$13.27	\$27,612	2.85	\$8.99	\$10.13	\$11.48	\$13.93	\$17.46	\$18,693	\$21,067	\$23,881	\$28,968	\$36,307
35-0000	Food Preparation and Serving Related Occupations	2,290	15.28	\$11.07	\$23,016	4.15	\$7.73	\$8.22	\$9.03	\$11.50	\$18.82	\$16,087	\$17,100	\$18,788	\$23,912	\$39,150
35-1011	Chefs and Head Cooks	50	37.75	\$23.96	\$49,838	3.82	\$19.42	\$21.05	\$24.96	\$27.93	\$27.94	\$40,400	\$43,788	\$51,910	\$58,096	\$58,108
35-1012	First-Line Supervisors of Food Preparation and Serving Workers	150	19.55													
35-2012	Cooks, Institution and Cafeteria	160	11.03	\$16.57	\$34,470	17.29	\$8.06	\$9.10	\$20.93	\$20.94	\$24.08	\$16,762	\$18,933	\$43,537	\$43,554	\$50,081
35-2014	Cooks, Restaurant	310	28.11	\$10.69	\$22,226	8.24	\$7.89	\$8.56	\$9.73	\$12.15	\$15.71	\$16,406	\$17,802	\$20,241	\$25,264	\$32,686
35-2021	Food Preparation Workers	170	19.84	\$10.60	\$22,046	4.55	\$7.89	\$8.63	\$10.04	\$11.76	\$14.69	\$16,411	\$17,948	\$20,889	\$24,459	\$30,549
35-3011	Bartenders	120	18.06	\$9.11	\$18,953	6.58	\$7.64	\$7.99	\$8.56	\$9.14	\$10.02	\$15,897	\$16,616	\$17,813	\$19,011	\$20,839
35-3021	Combined Food Preparation and Serving Workers, Including Fast Food	490	15.66	\$9.07	\$18,869	2.91	\$7.64	\$7.99	\$8.58	\$9.16	\$11.58	\$15,886	\$16,618	\$17,837	\$19,056	\$24,081
35-3022	Counter Attendants, Cafeteria, Food Concession, and Coffee Shop			\$8.84	\$18,388	4.12	\$7.70	\$8.08	\$8.71	\$9.35	\$10.68	\$16,017	\$16,802	\$18,110	\$19,449	\$22,218
35-3031	Waiters and Waitresses	450	24.85	\$9.58	\$19,932	5.50	\$7.67	\$8.07	\$8.74	\$9.46	\$13.03	\$15,957	\$16,790	\$18,177	\$19,669	\$27,102
35-9021	Dishwashers	160	47.78	\$8.38	\$17,425	2.97	\$7.60	\$7.93	\$8.46	\$9.00	\$9.32	\$15,815	\$16,485	\$17,601	\$18,717	\$19,389
37-0000	Building and Grounds Cleaning and Maintenance Occupations	750	6.60	\$12.81	\$26,635	6.65	\$7.92	\$8.72	\$10.43	\$14.57	\$22.13	\$16,483	\$18,129	\$21,689	\$30,307	\$46,025
37-2011	Janitors and Cleaners, Except Maids and Housekeeping Cleaners	260	8.30	\$11.36	\$23,635	3.50	\$8.07	\$9.07	\$10.51	\$12.35	\$15.41	\$16,776	\$18,858	\$21,852	\$25,696	\$32,044
37-2012	Maids and Housekeeping Cleaners	200	16.93	\$8.68	\$18,046	3.15	\$7.63	\$7.98	\$8.57	\$9.16	\$10.24	\$15,871	\$16,603	\$17,824	\$19,045	\$21,289
37-3011	Landscaping and Groundskeeping Workers	150	19.53	\$12.59	\$26,196	5.24	\$8.35	\$9.62	\$11.19	\$14.31	\$19.03	\$17,363	\$20,012	\$23,272	\$29,757	\$39,576
39-0000	Personal Care and Service Occupations	770	8.63	\$11.26	\$23,420	4.77	\$7.75	\$8.32	\$9.27	\$11.38	\$17.39	\$16,121	\$17,304	\$19,277	\$23,673	\$36,176
39-1021	First-Line Supervisors of Personal Service Workers	20	20.27	\$26.45	\$55,012	11.97	\$11.92	\$15.37	\$24.90	\$39.28	\$43.32	\$24,793	\$31,976	\$51,797	\$81,693	\$90,105
39-2021	Nonfarm Animal Caretakers	50	17.56	\$8.89	\$18,491	4.00	\$7.61	\$7.97	\$8.58	\$9.19	\$10.66	\$15,822	\$16,584	\$17,855	\$19,125	\$22,183
39-3091	Amusement and Recreation Attendants	70	19.25	\$10.02	\$20,834	5.28	\$7.67	\$8.13	\$8.89	\$10.94	\$15.85	\$15,959	\$16,905	\$18,481	\$22,746	\$32,968
39-7011	Tour Guides and Escorts	60	23.80	\$9.30	\$19,348	4.00	\$7.69	\$8.18	\$8.99	\$10.27	\$11.31	\$15,989	\$17,006	\$18,702	\$21,371	\$23,535
39-9011	Childcare Workers			\$10.85	\$22,558	3.40	\$7.75	\$8.33	\$9.30	\$13.08	\$15.20	\$16,122	\$17,333	\$19,351	\$27,199	\$31,619
39-9021	Personal Care Aides	240	4.18	\$9.25	\$19,244	3.01	\$7.75	\$8.30	\$9.22	\$10.34	\$11.05	\$16,117	\$17,265	\$19,178	\$21,498	\$22,990
39-9031	Fitness Trainers and Aerobics Instructors	50	44.09	\$14.08	\$29,294	14.41	\$7.96	\$8.86	\$15.68	\$17.19	\$18.10	\$16,557	\$18,429	\$32,622	\$35,765	\$37,651
39-9032	Recreation Workers	100	18.55	\$15.95	\$33,169	8.51	\$8.05	\$9.06	\$13.22	\$21.78	\$28.90	\$16,739	\$18,845	\$27,503	\$45,301	\$60,110
41-0000	Sales and Related Occupations	1,820	4.64	\$13.44	\$27,961	4.02	\$7.99	\$8.78	\$10.98	\$14.80	\$20.98	\$16,611	\$18,259	\$22,841	\$30,786	\$43,649
41-1011	First-Line Supervisors of Retail Sales Workers	180	9.87	\$17.08	\$35,530	3.21	\$12.06	\$13.36	\$16.28	\$20.27	\$22.74	\$25,081	\$27,797	\$33,864	\$42,152	\$47,301
41-2011	Cashiers	590	8.70	\$9.62	\$20,014	2.74	\$7.77	\$8.22	\$8.97	\$10.47	\$13.21	\$16,166	\$17,102	\$18,664	\$21,771	\$27,479
41-2021	Counter and Rental Clerks	100	14.76	\$11.95	\$24,861	4.98	\$8.02	\$8.77	\$11.62	\$13.96	\$18.26	\$16,675	\$18,247	\$24,175	\$29,042	\$37,971
41-2022	Parts Salespersons			\$13.70	\$28,487	9.74	\$9.65	\$11.53	\$13.43	\$15.40	\$18.61	\$20,075	\$23,978	\$27,929	\$32,038	\$38,717
41-2031	Retail Salespersons	690	8.17	\$12.99	\$27,022	4.38	\$8.05	\$8.98	\$11.18	\$14.69	\$18.55	\$16,743	\$18,684	\$23,254	\$30,553	\$38,592
41-3011	Advertising Sales Agents	20	16.06	\$15.51	\$32,255	8.59	\$10.18	\$11.25	\$13.19	\$16.99	\$23.59	\$21,178	\$23,392	\$27,432	\$35,333	\$49,065
41-3021	Insurance Sales Agents	40	35.14	\$22.43	\$46,647	19.61	\$12.32	\$13.55	\$15.74	\$20.15	\$52.74	\$25,624	\$28,183	\$32,736	\$41,911	\$109,690
41-3031	Securities, Commodities, and Financial Services Sales Agents			\$21.25	\$44,200	13.24	\$13.31	\$19.11	\$21.91	\$25.49	\$28.12	\$27,688	\$39,755	\$45,576	\$53,021	\$58,480
41-3099	Sales Representatives, Services, All Other			\$18.56	\$38,614	11.09	\$8.80	\$12.95	\$16.73	\$25.53	\$29.54	\$18,308	\$26,933	\$34,797	\$53,094	\$61,435
41-4012	Sales Representatives, Wholesale and Manufacturing, Except Technical and Scientific Products	60	14.58	\$21.38	\$44,473	9.31	\$9.72	\$11.68	\$19.51	\$29.17	\$36.98	\$20,225	\$24,294	\$40,576	\$60,664	\$76,919
43-0000	Office and Administrative Support Occupations	2,800	3.46	\$14.19	\$29,525	2.03	\$8.41	\$10.01	\$13.08	\$17.04	\$22.52	\$17,483	\$20,811	\$27,208	\$35,446	\$46,842
43-1011	First-Line Supervisors of Office and Administrative Support Workers	80	12.01	\$21.20	\$44,087	3.57	\$13.32	\$16.14	\$20.82	\$25.69	\$29.31	\$27,698	\$33,579	\$43,314	\$53,434	\$60,959
43-3011	Bill and Account Collectors	10	32.54	\$14.49	\$30,133	6.52	\$10.31	\$11.78	\$14.94	\$17.12	\$18.44	\$21,447	\$24,496	\$31,081	\$35,619	\$38,354
43-3021	Billing and Posting Clerks	40	17.11	\$14.11	\$29,339	5.73	\$10.12	\$12.25	\$13.47	\$14.69	\$20.19	\$21,040	\$25,473	\$28,010	\$30,556	\$41,992
43-3031	Bookkeeping, Accounting, and Auditing Clerks	400	10.61	\$13.57	\$28,229	4.07	\$7.97	\$8.79	\$12.10	\$16.91	\$20.97	\$16,570	\$18,287	\$25,168	\$35,163	\$43,613
43-3051	Payroll and Timekeeping Clerks	10	17.99	\$18.74	\$38,982	4.51	\$14.77	\$16.50	\$18.56	\$23.39	\$23.09	\$30,730	\$34,314	\$38,612	\$44,484	\$48,021
43-3071	Tellers	150	5.24	\$11.57	\$24,068	3.37	\$9.06	\$10.11	\$11.48	\$13.20	\$14.31	\$18,839	\$21,022	\$23,873	\$27,457	\$29,766
43-4051	Customer Service Representatives	90	17.08	\$14.95	\$31,090	8.37	\$9.89	\$11.67	\$13.50	\$16.61	\$24.50	\$20,569	\$24,266	\$28,077	\$34,555	\$50,968
43-4061	Eligibility Interviewers, Government Programs	20	49.72	\$17.78	\$36,978	4.36	\$14.90	\$15.87	\$17.40	\$19.58	\$22.72	\$30,985	\$33,012	\$36,198	\$40,722	\$47,257
43-4071	File Clerks	40	28.69	\$11.75	\$24,443	2.89	\$8.70	\$10.09	\$11.72	\$13.52	\$14.70	\$18,099	\$20,978	\$24,388	\$28,121	\$30,577
43-4081	Hotel, Motel, and Resort Desk Clerks	110	21.63	\$9.02	\$18,763	6.10	\$7.71	\$8.16	\$8.89	\$9.99	\$11.14	\$16,046	\$16,963	\$18,492	\$20,779	\$23,163

Occupational Code	Occupational Title	Employment Estimate	Employment Percentage Relative Standard Error	Average Hourly Wage	Average Annual Wage	Wage Percentage Relative Standard Error	10th Percentile (Hourly)	25th Percentile (Hourly)	50th Percentile (Hourly)	75th Percentile (Hourly)	90th Percentile (Hourly)	10th Percentile (Annual)	25th Percentile (Annual)	50th Percentile (Annual)	75th Percentile (Annual)	90th Percentile (Annual)
43-4141	New Accounts Clerks	20	26.37	\$13.67	\$28,436	3.94	\$12.06	\$12.60	\$13.50	\$14.40	\$16.11	\$25,089	\$26,213	\$28,087	\$29,961	\$33,501
43-4171	Receptionists and Information Clerks	190	13.05	\$11.58	\$24,080	2.02	\$8.66	\$10.01	\$11.51	\$13.24	\$14.47	\$18,014	\$20,816	\$23,937	\$27,543	\$30,089
43-4199	Information and Record Clerks, All Other	40	8.00	\$22.07	\$45,914	3.26	\$13.29	\$16.13	\$24.24	\$28.22	\$28.23	\$27,649	\$33,545	\$50,422	\$58,703	\$58,712
43-5031	Police, Fire, and Ambulance Dispatchers	40	1.88	\$14.68	\$30,537	1.98	\$9.21	\$10.85	\$15.09	\$17.61	\$20.86	\$19,166	\$22,569	\$31,382	\$36,633	\$43,381
43-5051	Postal Service Clerks	20	0.10	\$25.26	\$52,535	2.72	\$22.53	\$25.52	\$25.53	\$26.55	\$26.56	\$46,859	\$53,082	\$53,095	\$55,227	\$55,238
43-5052	Postal Service Mail Carriers	50	0.03	\$23.61	\$49,116	2.27	\$19.45	\$19.46	\$25.27	\$26.70	\$27.29	\$40,460	\$40,470	\$52,562	\$55,528	\$56,759
43-5053	Postal Service Mail Sorters, Processors, and Processing Machine Operators	20	0.07	\$18.02	\$37,481	2.60	\$10.00	\$10.09	\$19.12	\$25.52	\$25.53	\$20,790	\$20,992	\$39,759	\$53,090	\$53,099
43-5071	Shipping, Receiving, and Traffic Clerks	40	15.39	\$15.59	\$32,433	4.41	\$8.15	\$9.21	\$17.29	\$21.02	\$21.03	\$16,952	\$19,152	\$35,963	\$43,723	\$43,738
43-5081	Stock Clerks and Order Fillers	170	13.45	\$12.43	\$25,859	5.10	\$8.10	\$9.16	\$11.26	\$15.25	\$18.31	\$16,852	\$19,049	\$23,428	\$31,716	\$38,092
43-6011	Executive Secretaries and Executive Administrative Assistants	160	8.27	\$19.72	\$41,020	2.40	\$15.63	\$16.99	\$18.65	\$22.60	\$25.10	\$32,508	\$35,344	\$38,797	\$47,010	\$52,214
43-6013	Medical Secretaries	50	30.09	\$11.93	\$24,812	3.22	\$9.56	\$10.39	\$11.71	\$13.45	\$14.51	\$19,887	\$21,620	\$24,362	\$27,967	\$30,178
43-6014	Secretaries and Administrative Assistants, Except Legal, Medical, and Executive	510	7.63	\$13.52	\$28,119	2.32	\$8.44	\$10.47	\$13.15	\$15.25	\$18.85	\$17,560	\$21,768	\$27,356	\$31,723	\$39,207
43-9061	Office Clerks, General	290	12.05	\$13.18	\$27,408	4.19	\$8.13	\$9.14	\$11.70	\$15.89	\$20.55	\$16,905	\$19,002	\$24,341	\$33,044	\$42,741
45-0000	Farming, Fishing, and Forestry Occupations			\$11.23	\$23,356	6.36	\$8.08	\$9.02	\$10.41	\$11.71	\$14.66	\$16,802	\$18,756	\$21,645	\$24,347	\$30,497
45-2092	Farmworkers and Laborers, Crop, Nursery, and Greenhouse			\$9.71	\$20,205	3.50	\$7.98	\$8.73	\$9.87	\$10.84	\$11.42	\$16,592	\$18,152	\$20,533	\$22,550	\$23,760
47-0000	Construction and Extraction Occupations	1,150	9.09	\$18.55	\$38,585	2.88	\$11.34	\$13.45	\$17.16	\$22.90	\$28.60	\$23,596	\$27,978	\$35,696	\$47,642	\$59,490
47-1011	First-Line Supervisors of Construction Trades and Extraction Workers	90	18.93	\$28.84	\$59,983	1.87	\$20.81	\$25.07	\$29.22	\$33.49	\$36.38	\$43,288	\$52,136	\$60,769	\$69,659	\$75,666
47-2031	Carpenters	200	10.71	\$16.60	\$34,521	6.31	\$11.99	\$13.34	\$16.02	\$19.33	\$22.23	\$24,936	\$27,742	\$33,327	\$40,201	\$46,233
47-2051	Cement Masons and Concrete Finishers	110	47.20	\$16.07	\$33,428	3.18	\$12.40	\$13.90	\$15.86	\$17.70	\$20.40	\$25,801	\$28,912	\$32,990	\$36,813	\$42,439
47-2061	Construction Laborers	120	19.40	\$14.38	\$29,901	4.66	\$9.94	\$11.79	\$13.63	\$16.27	\$18.21	\$20,671	\$24,514	\$28,344	\$33,842	\$37,874
47-2071	Paving, Surfacing, and Tamping Equipment Operators	40	15.65	\$15.42	\$32,079	1.80	\$12.12	\$13.15	\$14.95	\$17.18	\$19.39	\$25,208	\$27,349	\$31,104	\$35,725	\$40,324
47-2073	Operating Engineers and Other Construction Equipment Operators	180	16.78	\$21.92	\$45,593	4.44	\$12.87	\$16.71	\$23.32	\$26.72	\$28.93	\$26,768	\$34,762	\$48,496	\$55,581	\$60,166
47-2081	Drywall and Ceiling Tile Installers	20	39.62	\$13.49	\$28,058	13.41	\$8.81	\$10.13	\$15.14	\$16.97	\$18.07	\$18,335	\$21,071	\$31,496	\$35,297	\$37,577
47-2111	Electricians	80	34.54	\$18.11	\$37,677	14.31	\$10.36	\$11.59	\$19.44	\$22.05	\$25.48	\$21,554	\$24,112	\$40,434	\$45,873	\$52,996
47-2152	Plumbers, Pipefitters, and Steamfitters	110	44.78	\$20.27	\$42,165	7.64	\$10.42	\$12.95	\$19.92	\$26.98	\$32.18	\$21,676	\$26,929	\$41,433	\$56,114	\$66,930
47-4011	Construction and Building Inspectors	20	30.38	\$21.77	\$45,291	3.33	\$15.76	\$19.15	\$22.33	\$25.41	\$27.44	\$32,791	\$39,823	\$46,455	\$52,857	\$57,084
49-0000	Installation, Maintenance, and Repair Occupations	920	9.88	\$19.00	\$39,518	4.42	\$8.78	\$11.66	\$17.89	\$26.15	\$30.17	\$18,260	\$24,258	\$37,204	\$54,397	\$62,750
49-1011	First-Line Supervisors of Mechanics, Installers, and Repairers			\$26.99	\$56,147	3.25	\$21.38	\$21.57	\$27.93	\$29.06	\$33.27	\$44,475	\$44,874	\$58,102	\$60,444	\$69,206
49-2011	Computer, Automated Teller, and Office Machine Repairers			\$21.81	\$45,372	6.76	\$11.37	\$16.89	\$24.29	\$26.52	\$27.86	\$23,644	\$35,122	\$50,516	\$55,158	\$57,943
49-2022	Telecommunications Equipment Installers and Repairers, Except Line Installers	30	30.81	\$26.79	\$55,719	11.03	\$17.02	\$22.07	\$28.53	\$33.02	\$34.99	\$35,407	\$45,908	\$59,336	\$68,684	\$72,785
49-3023	Automotive Service Technicians and Mechanics	140	17.74	\$15.78	\$32,831	10.57	\$8.37	\$9.64	\$11.50	\$21.83	\$27.63	\$17,404	\$20,060	\$23,922	\$45,413	\$57,478
49-3031	Bus and Truck Mechanics and Diesel Engine Specialists	10	36.26	\$16.02	\$33,329	2.50	\$12.10	\$13.38	\$15.55	\$18.23	\$21.95	\$25,173	\$27,834	\$32,339	\$37,918	\$45,660
49-3042	Mobile Heavy Equipment Mechanics, Except Engines	20	22.06	\$19.78	\$41,146	10.29	\$12.65	\$15.03	\$17.63	\$24.84	\$31.18	\$26,306	\$31,258	\$36,669	\$51,658	\$64,849
49-3093	Tire Repairers and Changers	50	46.91	\$9.35	\$19,452	11.92	\$7.60	\$7.96	\$8.56	\$9.16	\$15.51	\$15,816	\$16,563	\$17,808	\$19,053	\$32,259
49-9021	Heating, Air Conditioning, and Refrigeration Mechanics and Installers			\$12.61	\$26,231	10.02	\$8.01	\$8.73	\$12.46	\$14.30	\$20.48	\$16,655	\$18,162	\$25,922	\$29,746	\$42,605
49-9071	Maintenance and Repair Workers, General	270	23.14	\$15.27	\$31,769	4.41	\$8.75	\$11.00	\$13.50	\$19.08	\$25.03	\$18,202	\$22,876	\$28,079	\$39,692	\$52,058
49-9098	Helpers--Installation, Maintenance, and Repair Workers	10	27.61	\$10.71	\$22,267	5.79	\$7.83	\$8.29	\$9.06	\$11.39	\$17.43	\$16,277	\$17,242	\$18,851	\$23,692	\$36,255
49-9799	Installation, Maintenance, and Repair Workers, All Other*			\$23.71	\$49,314	10.87	\$11.40	\$23.53	\$25.22	\$27.36	\$28.65	\$23,715	\$48,949	\$52,456	\$56,913	\$59,587
51-0000	Production Occupations	590	9.48	\$14.79	\$30,755	4.92	\$8.13	\$9.23	\$12.85	\$17.80	\$26.59	\$16,902	\$19,194	\$26,728	\$37,020	\$55,316
51-1011	First-Line Supervisors of Production and Operating Workers	60	7.17	\$24.62	\$51,202	4.36	\$10.84	\$19.34	\$26.83	\$28.72	\$33.86	\$22,557	\$40,236	\$55,806	\$59,746	\$70,428
51-2092	Team Assemblers	30	13.80	\$12.97	\$26,979	6.49	\$8.45	\$9.91	\$11.79	\$16.23	\$18.26	\$17,577	\$20,620	\$24,531	\$33,767	\$37,971

Occupational Code	Occupational Title	Employment Estimate	Employment Percentage Relative Standard Error	Average Hourly Wage	Average Annual Wage	Wage Percentage Relative Standard Error	10th Percentile (Hourly)	25th Percentile (Hourly)	50th Percentile (Hourly)	75th Percentile (Hourly)	90th Percentile (Hourly)	10th Percentile (Annual)	25th Percentile (Annual)	50th Percentile (Annual)	75th Percentile (Annual)	90th Percentile (Annual)
51-3011	Bakers	20	26.19	\$10.95	\$22,781	8.03	\$7.80	\$8.43	\$9.63	\$13.44	\$16.53	\$16,225	\$17,540	\$20,027	\$27,951	\$34,385
51-3021	Butchers and Meat Cutters	30	37.53	\$12.09	\$25,147	9.42	\$8.57	\$9.91	\$11.63	\$13.72	\$16.57	\$17,833	\$20,609	\$24,195	\$28,534	\$34,465
51-4041	Machinists	30	36.94	\$17.12	\$35,618	10.07	\$11.37	\$12.53	\$14.14	\$21.41	\$27.80	\$23,643	\$26,072	\$29,417	\$44,528	\$57,823
51-4121	Welders, Cutters, Solderers, and Brazers	30	37.23	\$15.68	\$32,605	2.67	\$12.09	\$13.23	\$15.06	\$17.17	\$18.49	\$25,152	\$27,518	\$31,314	\$35,712	\$38,454
51-5112	Printing Press Operators	30	19.48	\$13.12	\$27,286	14.20	\$8.03	\$8.97	\$13.29	\$16.15	\$17.96	\$16,705	\$18,658	\$27,649	\$33,588	\$37,353
51-6011	Laundry and Dry-Cleaning Workers	30	36.08	\$8.68	\$18,056	4.12	\$7.62	\$7.98	\$8.58	\$9.19	\$10.31	\$15,847	\$16,600	\$17,855	\$19,111	\$21,449
51-8031	Water and Wastewater Treatment Plant and System Operators	60	38.71	\$19.25	\$40,030	5.69	\$10.27	\$13.44	\$20.55	\$24.20	\$27.46	\$21,366	\$27,950	\$42,739	\$50,337	\$57,117
51-9061	Inspectors, Testers, Sorters, Samplers, and Weighers			\$9.15	\$19,022	9.00	\$7.58	\$7.90	\$8.44	\$8.98	\$11.58	\$15,759	\$16,433	\$17,558	\$18,682	\$24,087
51-9198	Helpers--Production Workers	30	42.54	\$9.47	\$19,691	4.92	\$7.76	\$8.23	\$9.00	\$10.49	\$12.21	\$16,151	\$17,111	\$18,712	\$21,810	\$25,405
53-0000	Transportation and Material Moving Occupations	800	7.92	\$13.75	\$28,601	2.90	\$8.34	\$9.73	\$12.75	\$16.33	\$20.09	\$17,348	\$20,229	\$26,519	\$33,967	\$41,788
53-1031	First-Line Supervisors of Transportation and Material-Moving Machine and Vehicle Operators	20	23.07	\$21.89	\$45,536	6.44	\$14.99	\$16.72	\$20.59	\$26.49	\$29.69	\$31,187	\$34,781	\$42,833	\$55,107	\$61,752
53-2012	Commercial Pilots				\$74,253	4.30						\$61,636	\$66,149	\$73,910	\$84,660	\$91,901
53-3022	Bus Drivers, School or Special Client	70	18.36	\$13.44	\$27,947	3.29	\$9.76	\$11.36	\$13.34	\$15.69	\$17.62	\$20,307	\$23,626	\$27,751	\$32,635	\$36,646
53-3031	Driver/Sales Workers	50	26.98	\$10.80	\$22,465	11.53	\$7.79	\$8.28	\$9.10	\$12.40	\$19.34	\$16,203	\$17,221	\$18,918	\$25,785	\$40,231
53-3032	Heavy and Tractor-Trailer Truck Drivers	200	13.40	\$15.25	\$31,718	2.13	\$11.62	\$13.02	\$15.10	\$17.60	\$19.77	\$24,179	\$27,075	\$31,398	\$36,611	\$41,114
53-3033	Light Truck or Delivery Services Drivers	120	27.18	\$10.91	\$22,690	2.81	\$8.30	\$9.47	\$10.52	\$11.63	\$14.17	\$17,272	\$19,706	\$21,891	\$24,183	\$29,474
53-3041	Taxi Drivers and Chauffeurs	20	23.46	\$10.62	\$22,081	2.95	\$9.76	\$10.10	\$10.68	\$11.26	\$11.61	\$20,293	\$21,016	\$22,221	\$23,426	\$24,149
53-7032	Excavating and Loading Machine and Dragline Operators			\$21.55	\$44,832	5.47	\$15.65	\$16.65	\$18.31	\$26.99	\$32.88	\$32,556	\$34,626	\$38,076	\$56,145	\$68,398
53-7051	Industrial Truck and Tractor Operators	20	22.90													
53-7061	Cleaners of Vehicles and Equipment	30	47.07	\$8.34	\$17,342	4.00	\$7.60	\$7.92	\$8.44	\$8.97	\$9.30	\$15,812	\$16,469	\$17,563	\$18,657	\$19,345
53-7062	Laborers and Freight, Stock, and Material Movers, Hand	120	18.81	\$11.91	\$24,765	3.94	\$8.13	\$9.23	\$11.72	\$13.97	\$16.59	\$16,919	\$19,194	\$24,370	\$29,052	\$34,507
53-7064	Packers and Packagers, Hand	30	21.89													
53-7081	Refuse and Recyclable Material Collectors	40	8.71	\$14.01	\$29,142	4.76	\$9.50	\$11.29	\$13.86	\$16.81	\$18.58	\$19,765	\$23,481	\$28,826	\$34,969	\$38,656